

# FCC and ISED Test Report

Apple Inc  
Model: A2901

In accordance with FCC 47 CFR Part 15E, ISED  
RSS-248 and ISED RSS-GEN  
(6 GHz WLAN)

Prepared for: Apple Inc  
One Apple Park Way  
Cupertino  
California  
95014,  
USA



Add value.  
Inspire trust.

FCC ID: BCGA2901

IC: 579C-A2901

## COMMERCIAL-IN-CONFIDENCE

Document 75958006-10 Issue 01

### SIGNATURE

NAME	JOB TITLE	RESPONSIBLE FOR	ISSUE DATE
Matthew Russell	Chief Engineer	Authorised Signatory	02 May 2023

Signatures in this approval box have checked this document in line with the requirements of TÜV SÜD document control rules.

### ENGINEERING STATEMENT

The measurements shown in this report were made in accordance with the procedures described on test pages. All reported testing was carried out on a sample equipment to demonstrate limited compliance with FCC 47 CFR Part 15E, ISED RSS-248 and ISED RSS-GEN. The sample tested was found to comply with the requirements defined in the applied rules.

RESPONSIBLE FOR	NAME	DATE	SIGNATURE
Report Generation	Lauren Walters	02 May 2023	

FCC Accreditation

90987 Octagon House, Fareham Test Laboratory

ISED Accreditation

12669A Octagon House, Fareham Test Laboratory

### EXECUTIVE SUMMARY

A sample of this product was tested and found to be compliant with FCC 47 CFR Part 15E: 2021, ISED RSS-248: Issue 1 (2021-06) and ISED RSS-GEN: Issue 5 (2018-04) +A2 (2021-02) for the tests detailed in section 1.3.



#### DISCLAIMER AND COPYRIGHT

This non-binding report has been prepared by TÜV SÜD with all reasonable skill and care. The document is confidential to the potential Client and TÜV SÜD. No part of this document may be reproduced without the prior written approval of TÜV SÜD. © 2023 TÜV SÜD. This report relates only to the actual item/items tested.

#### ACCREDITATION

Our UKAS Accreditation does not cover opinions and interpretations and any expressed are outside the scope of our UKAS Accreditation. Results of tests not covered by our UKAS Accreditation Schedule are marked NUA (Not UKAS Accredited).

TÜV SÜD  
is a trading name of TÜV SÜD Ltd  
Registered in Scotland at East Kilbride,  
Glasgow G75 0QF, United Kingdom  
Registered number: SC215164

TÜV SÜD Ltd is a  
TÜV SÜD Group Company

Phone: +44 (0) 1489 558100  
Fax: +44 (0) 1489 558101  
[www.tuvsud.com/en](http://www.tuvsud.com/en)

TÜV SÜD  
Octagon House  
Concorde Way  
Fareham  
Hampshire PO15 5RL  
United Kingdom



## Contents

<b>1</b>	<b>Report Summary .....</b>	<b>2</b>
1.1	Report Modification Record.....	2
1.2	Introduction.....	2
1.3	Brief Summary of Results .....	3
1.4	Product Information .....	4
1.5	Deviations from the Standard.....	5
1.6	EUT Modification Record .....	6
1.7	Test Location .....	7
<b>2</b>	<b>Test Details .....</b>	<b>8</b>
2.1	Emission Bandwidth .....	8
2.2	Maximum Conducted Output Power .....	80
2.3	Maximum Conducted Power Spectral Density.....	134
2.4	Authorised Band Edges .....	185
2.5	Spurious Radiated Emissions .....	230
2.6	Unwanted Emissions within the 5925-7125 MHz band.....	250
2.7	Contention Based Protocol .....	286
<b>3</b>	<b>Measurement Uncertainty .....</b>	<b>307</b>



# 1 Report Summary

## 1.1 Report Modification Record

Alterations and additions to this report will be issued to the holders of each copy in the form of a complete document.

Issue	Description of Change	Date of Issue
1	First Issue	02-May-2023

**Table 1**

## 1.2 Introduction

Applicant	Apple Inc
Manufacturer	Apple Inc
Model Number(s)	A2901
Serial Number(s)	CMWNHDHDYJ, R9FY1VX4TV, GYXQTP4QL2, QXM2RLKFW6, HPXKWF6DJV, PXC62W93WY, HP6G34CY6M and XJCFQ12HP6
Hardware Version(s)	REV 1.0
Software Version(s)	22E61680r, 22E61680r, 22E41220e, 22E62160j, 22E126, 22E61680r, 22E61680r and 22E209
Number of Samples Tested	8
Test Specification/Issue/Date	FCC 47 CFR Part 15E: 2021 ISED RSS-248: Issue 1 (2021-06) ISED RSS-GEN: Issue 5 (2018-04) +A2 (2021-02)
Start of Test	04-December-2022
Finish of Test	14-April-2023
Name of Engineer(s)	Jayvir Makwana, David Hill, Mustafa Murad, Taha Shafique, Ian Hart, Ioan-Alexandru Bogatu, Mohammad Malik, Thomas Randall, Morsalin Hossain, James Woods, Elliot Callender and Stefan Gilfedder
Related Document(s)	KDB 789033 D02 v02r01 KDB 662911 D01 v02r01 ANSI C63.10 (2020) ANSI C63.10 (2013) KDB 987594 D02 v01r01



### 1.3 Brief Summary of Results

A brief summary of the tests carried out in accordance with FCC 47 CFR Part 15E, ISED RSS-248 and ISED RSS-GEN is shown below.

Section	Specification Clause			Test Description	Result	Comments/Base Standard
	Part 15E	RSS-248	RSS-GEN			
Configuration and Mode: 6 GHz WLAN						
-	15.203	-	-	Antenna Requirement	N/T	The device complies with the provisions of this section, as it uses permanently attached integral antennas.
2.1	15.407 (a)	4.4	6.7	Emission Bandwidth	Pass	
2.2	15.407 (a)	4.6	6.12	Maximum Conducted Output Power	Pass	
2.3	15.407 (a)	4.6	-	Maximum Conducted Power Spectral Density	Pass	
2.4	15.407 (b)	4.7	6.13	Authorised Band Edges	Pass	
2.5	15.209 and 15.407 (b)	4.7	6.13 and 8.9	Spurious Radiated Emissions	Pass	
2.6	15.407 (b)	4.7	6.13	Unwanted Emissions within the 5925-7125 MHz band	Pass	
2.7	15.407 (d)(6)	4.8	-	Contention Based Protocol	Pass	

**Table 2**



## 1.4 Product Information

### 1.4.1 Technical Description

The equipment under test (EUT) was an Apple desktop computer with Bluetooth®, Bluetooth® Low Energy, Thread and IEEE 802.11 a/b/g/n/ac/ax Wi-Fi capabilities in the 2.4 GHz, 5 GHz and 6 GHz bands.

### 1.4.2 Test Modes

The EUT's 6 GHz 802.11 radio supported SISO (Single Input/Single Output) and 2x2 MIMO (Multiple Input/Multiple Output) modes. 802.11a supports 20 MHz bandwidth only. 802.11ax supported 20 MHz, 40 MHz, 80 MHz and 160 MHz bandwidths.

802.11a mode supported SISO operation only. 802.11ax supported SISO, Cyclic Delay Diversity (CDD) and Space Division Multiplexing (SDM) modes. It also supported Transmit Beamforming (TxBF) mode on some channels for 40 MHz and 80 MHz bandwidth. The EUT supported 802.11ax Single User (SU) and Multi-User (MU) with all Resource Unit (RU) sizes from 26 subcarriers, up to the maximum allowed, dependent on channel bandwidth except for channels 2, 233 and all 2Tx modes.

The EUT is categorized as an Indoor Client (6XD) operating in the 5.925-7.125 GHz band. It will only operate under the control of a Low Power Indoor (LPI) access point.

The EUT uses different output powers per core dependent on how many cores are used. The EUT also uses different power tables for Cyclic Delay Diversity (CDD), Space Division Multiplexing (SDM) and Transmit Beamforming (TxBF) modes. It uses the same conducted power across all cores in any given mode, but due to the different antenna gains the radiated powers per core differ.

After preliminary investigations were performed to find worst-case operation, the EUT was tested in the following modes:

SISO Modes (Core 0):

- 802.11a – 12 Mbps
- 802.11ax HE20 SU – MCS2x1
- 802.11ax HE40 SU – MCS2x1
- 802.11ax HE80 SU – MCS2x1
- 802.11ax HE160 SU – MCS2x1
- 802.11ax HE20 MU RU26/52/106 – MCS2x1

2x2 MIMO Modes (Core 0+1 for U-NII-5 / 6 / 7 / 8):

- 802.11ax HE20 SU – CDD (MCS2x1) and SDM (MCS2x2)
- 802.11ax HE40 SU – CDD (MCS2x1), SDM (MCS2x2) and TxBF (MCS2x1)
- 802.11ax HE80 SU – CDD (MCS2x1), SDM (MCS2x2) and TxBF (MCS2x1)
- 802.11ax HE160 SU – CDD (MCS2x1) and SDM (MCS2x2)
- 802.11ax HE20 MU RU26/52/106 – CDD (MCS2x1) and SDM (MCS2x2)

\*Note: The RU offset for bottom and middle channels were placed in the lowest position and on the top channel, the offset was placed in the upper most position.



**1.4.3 Test Setup**

For conducted tests the EUT antennas were disconnected and replaced with U.FL to SMA test cables to enable conducted testing on each core. The loss of these test cables were known and compensated for in any conducted measurements.

For all testing except Contention Based Protocol the EUT was put into a continuous transmit test mode with the chipset manufacturer’s test commands. The EUT then transmitted the required type of packeted 802.11 data frames of fixed length, containing the standard headers and with pseudo-random data content, ensuring the measured signals were representative and contained all the symbols at the highest power control level.

The test setup used for Contention Based Protocol is described in the test result section of the present document.

**1.4.4 Antenna Gain Table**

Antenna Port	Frequency Range (MHz)	Peak Gain (dBi)	Conducted Cable Loss (dB)
Core 0	5925-6105	1.83	1.15
	6105-6265	1.41	1.17
	6265-6425	4.22	1.21
	6425-6525	4.67	1.27
	6525-6875	3.88	1.25
	6875-7125	3.25	1.26
Core 1	5925-6105	0.30	1.15
	6105-6265	0.46	1.17
	6265-6425	1.47	1.21
	6425-6525	0.92	1.27
	6525-6875	2.25	1.25
	6875-7125	1.24	1.26

**Table 3**

**1.5 Deviations from the Standard**

No deviations from the applicable test standard were made during testing.



**1.6 EUT Modification Record**

The table below details modifications made to the EUT during the test programme.

The modifications incorporated during each test are recorded on the appropriate test pages.

Modification State	Description of Modification still fitted to EUT	Modification Fitted By	Date Modification Fitted
Model: A2901, Serial Number: CMWNHDHDYJ			
0	As supplied by the customer	Not Applicable	Not Applicable
Model: A2901, Serial Number: R9FY1VX4TV			
0	As supplied by the customer	Not Applicable	Not Applicable
Model: A2901, Serial Number: GYXQTP4QL2			
0	As supplied by the customer	Not Applicable	Not Applicable
Model: A2901, Serial Number: QXM2RLKFW6			
0	As supplied by the customer	Not Applicable	Not Applicable
Model: A2901, Serial Number: HPXKWF6DJV			
0	As supplied by the customer	Not Applicable	Not Applicable
Model: A2901, Serial Number: PXC62W93WY			
0	As supplied by the customer	Not Applicable	Not Applicable
Model: A2901, Serial Number: HP6G34CY6M			
0	As supplied by the customer	Not Applicable	Not Applicable
Model: A2901, Serial Number: XJCFQ12HP6			
0	As supplied by the customer	Not Applicable	Not Applicable

**Table 4**



## 1.7 Test Location

TÜV SÜD conducted the following tests at our Concorde Park Test Laboratory.

Test Name	Name of Engineer(s)	Accreditation
Configuration and Mode: 6 GHz WLAN		
Emission Bandwidth	Jayvir Makwana, David Hill and Mustafa Murad	UKAS
Maximum Conducted Output Power	Mustafa Murad, David Hill and Jayvir Makwana	UKAS
Maximum Conducted Power Spectral Density	Mustafa Murad, David Hill and Jayvir Makwana	UKAS
Authorised Band Edges	Taha Shafique, Ian Hart, Ioan-Alexandru Bogatu, Mohammad Malik and Thomas Randall	UKAS
Spurious Radiated Emissions	Morsalin Hossain, James Woods and Elliot Callender	UKAS
Unwanted Emissions within the 5925-7125 MHz band	David Hill and Mustafa Murad	UKAS
Contention Based Protocol	Stefan Gilfedder	UKAS

**Table 5**

Office Address:

TÜV SÜD  
Concorde Park  
Concorde Way  
Fareham  
Hampshire  
PO15 5FG  
United Kingdom





## 2 Test Details

### 2.1 Emission Bandwidth

#### 2.1.1 Specification Reference

FCC 47 CFR Part 15E, Clause 15.407 (a)  
ISED RSS-248, Clause 4.4  
ISED RSS-GEN, Clause 6.7

#### 2.1.2 Equipment Under Test and Modification State

A2901, S/N: PXC62W93WY - Modification State 0  
A2901, S/N: HP6G34CY6M - Modification State 0

#### 2.1.3 Date of Test

03-April-2023 to 14-April-2023

#### 2.1.4 Test Method

The test was performed in accordance with KDB 789033, clause C.1 for 26 dB bandwidth and clause D for 99% occupied bandwidth.

#### 2.1.5 Environmental Conditions

Ambient Temperature	20.9 - 22.1 °C
Relative Humidity	29.3 - 35.9 %



2.1.6 Test Results

6 GHz WLAN

SISO

Protocol	26 dB Bandwidth (MHz)	
	Minimum	Maximum
802.11a	21.060	21.120
802.11ax HE20 SU	21.240	21.420
802.11ax HE40 SU	41.760	42.120
802.11ax HE80 SU	82.500	82.940
802.11ax HE160 SU	165.900	166.320

Table 6 - 26 dB Bandwidth Summary Results - SISO

Protocol	99% Bandwidth (MHz)	
	Minimum	Maximum
802.11a	16.680	16.680
802.11ax HE20 SU	19.020	19.020
802.11ax HE40 SU	37.920	38.040
802.11ax HE80 SU	77.000	77.440
802.11ax HE160 SU	155.400	155.820

Table 7 - 99% Bandwidth Summary Results - SISO

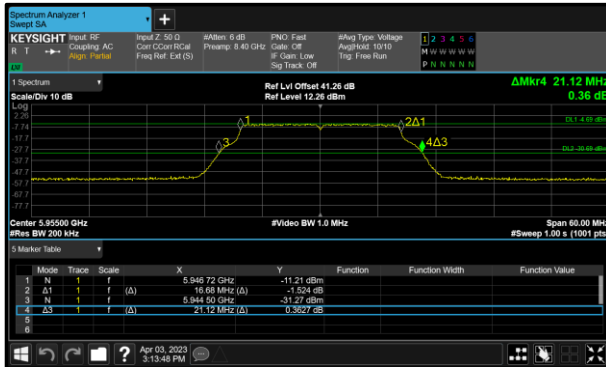


Figure 1 - 802.11a Minimum 99% OBW

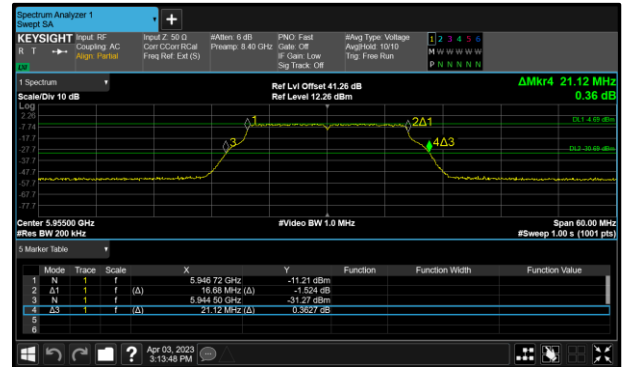


Figure 2 - 802.11a Maximum 99% OBW

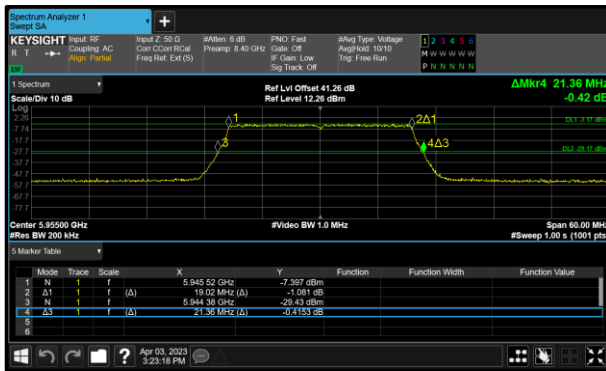


Figure 3 - 802.11ax HE20 SU Minimum 99% OBW

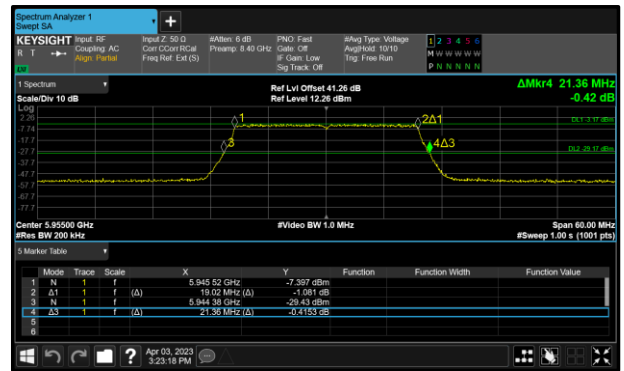


Figure 4 - 802.11ax HE20 SU Maximum 99% OBW

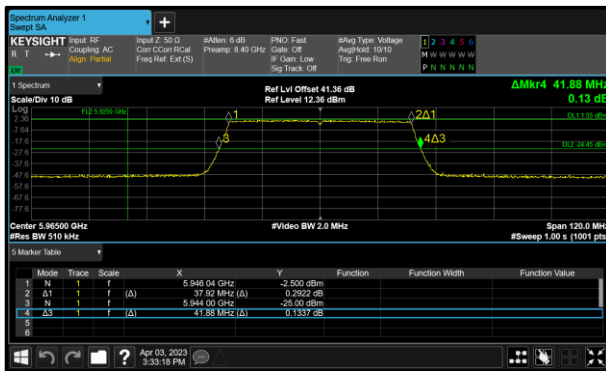


Figure 5 - 802.11ax HE40 SU Minimum 99% OBW

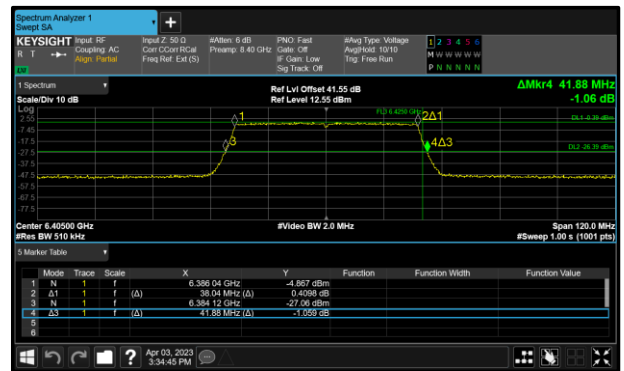


Figure 6 - 802.11ax HE40 SU Maximum 99% OBW

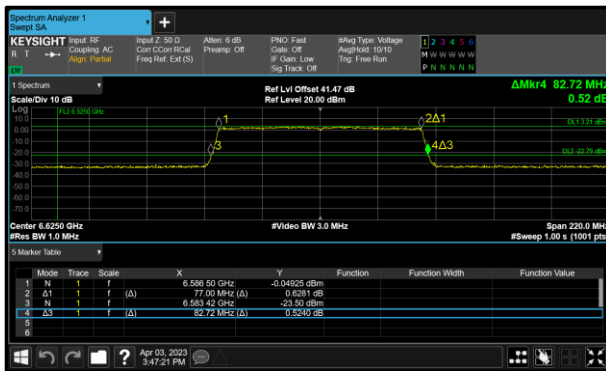


Figure 7 - 802.11ax HE80 SU Minimum 99% OBW

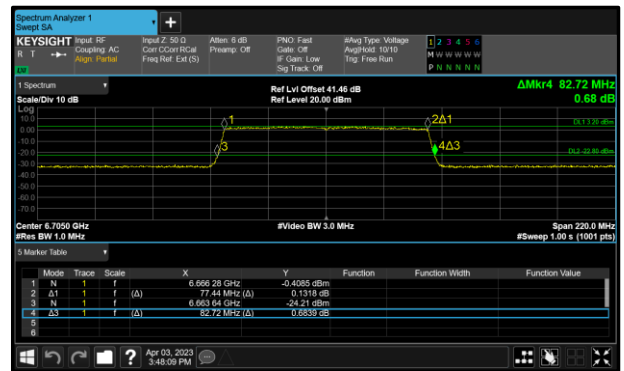


Figure 8 - 802.11ax HE80 SU Maximum 99% OBW

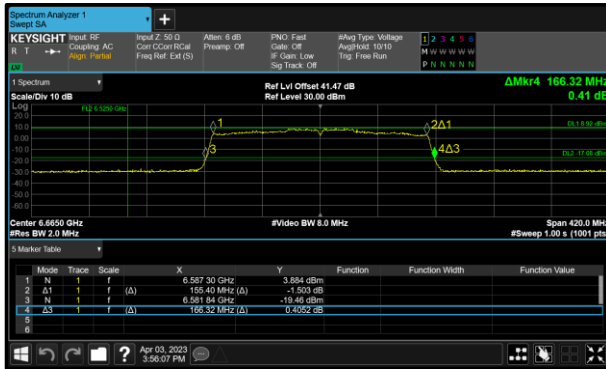


Figure 9 - 802.11ax HE160 SU Minimum 99% OBW

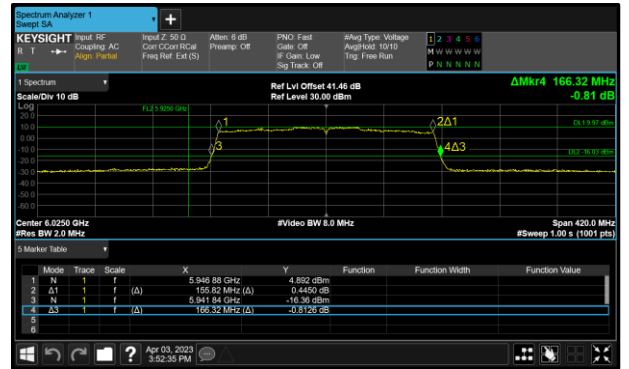


Figure 10 - 802.11ax HE160 SU Maximum 99% OBW



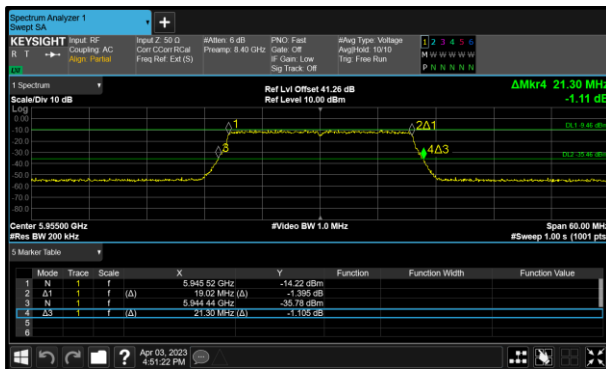
**MIMO CDD**

Protocol	26 dB Bandwidth (MHz)	
	Minimum	Maximum
802.11ax HE20 SU	21.180	21.540
802.11ax HE40 SU	41.760	42.240
802.11ax HE80 SU	82.500	82.940
802.11ax HE160 SU	165.060	166.740

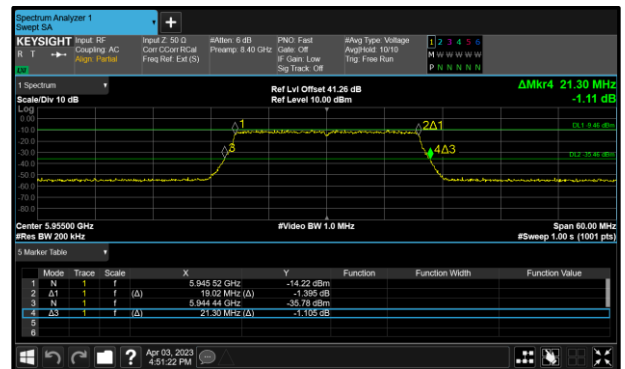
**Table 8 - 26 dB Bandwidth Summary Results - MIMO CDD**

Protocol	99% Bandwidth (MHz)	
	Minimum	Maximum
802.11ax HE20 SU	19.020	19.020
802.11ax HE40 SU	37.920	38.040
802.11ax HE80 SU	77.000	77.440
802.11ax HE160 SU	155.400	156.240

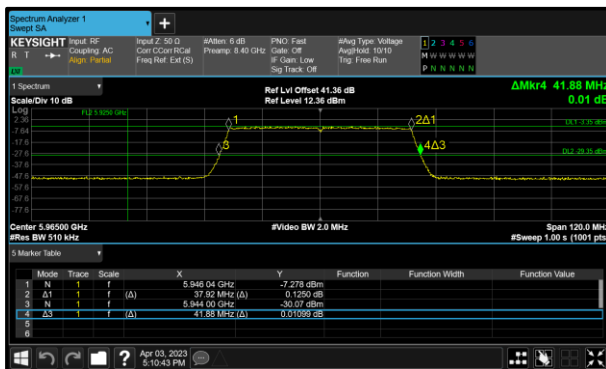
**Table 9 - 99% Bandwidth Summary Results - MIMO CDD**



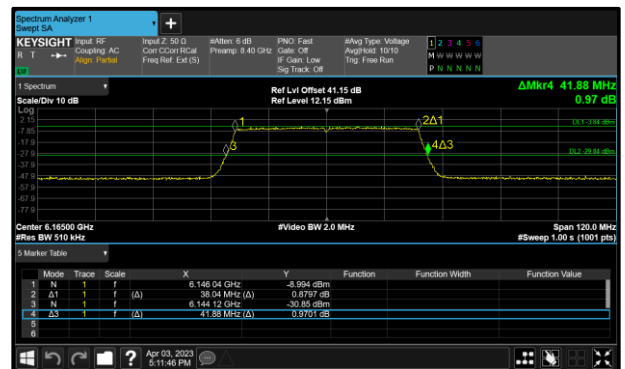
**Figure 11 - 802.11ax HE20 SU Minimum 99% OBW**



**Figure 12 - 802.11ax HE20 SU Maximum 99% OBW**



**Figure 13 - 802.11ax HE40 SU Minimum 99% OBW**



**Figure 14 - 802.11ax HE40 SU Maximum 99% OBW**

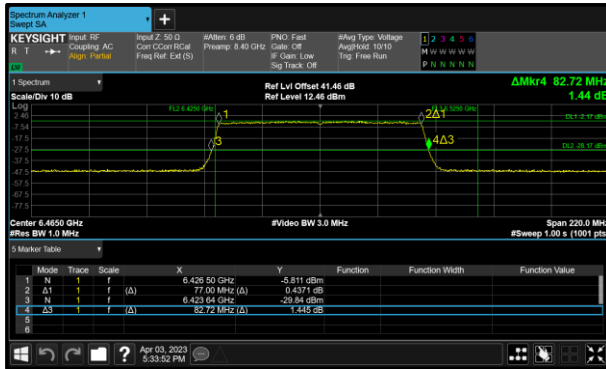


Figure 15 - 802.11ax HE80 SU Minimum 99% OBW

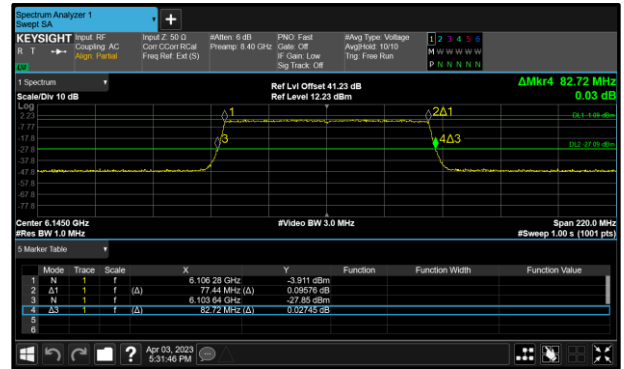


Figure 16 - 802.11ax HE80 SU Maximum 99% OBW

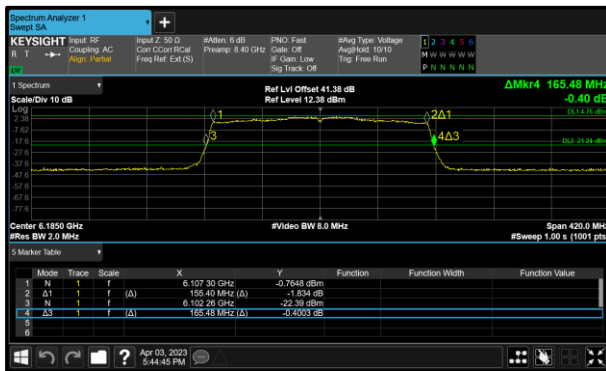


Figure 17 - 802.11ax HE160 SU Minimum 99% OBW

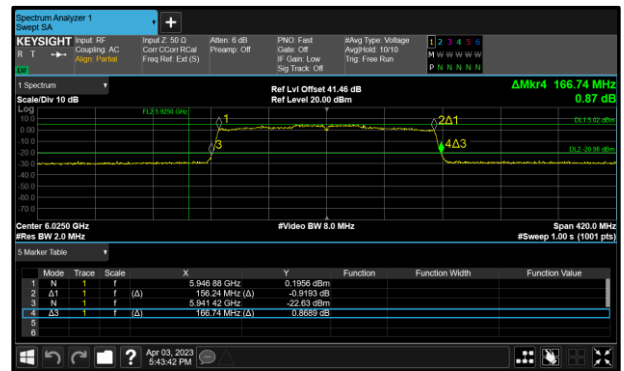


Figure 18 - 802.11ax HE160 SU Maximum 99% OBW



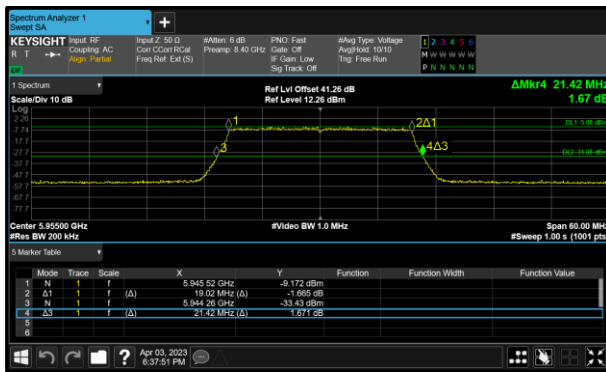
**MIMO SDM**

Protocol	26 dB Bandwidth (MHz)	
	Minimum	Maximum
802.11ax HE20 SU	21.240	21.420
802.11ax HE40 SU	41.760	42.240
802.11ax HE80 SU	82.280	82.940
802.11ax HE160 SU	165.060	166.320

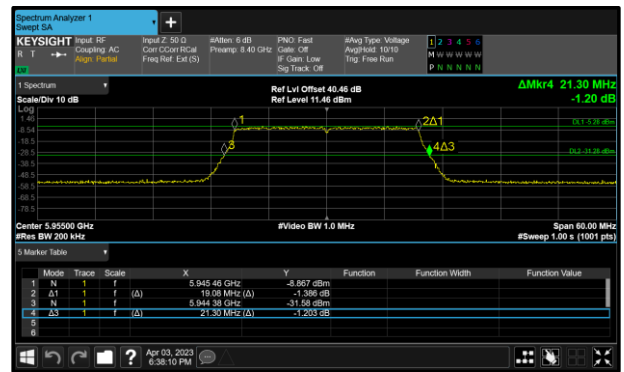
**Table 10 - 26 dB Bandwidth Summary Results - MIMO SDM**

Protocol	99% Bandwidth (MHz)	
	Minimum	Maximum
802.11ax HE20 SU	19.020	19.080
802.11ax HE40 SU	37.920	38.160
802.11ax HE80 SU	77.000	77.440
802.11ax HE160 SU	155.400	156.240

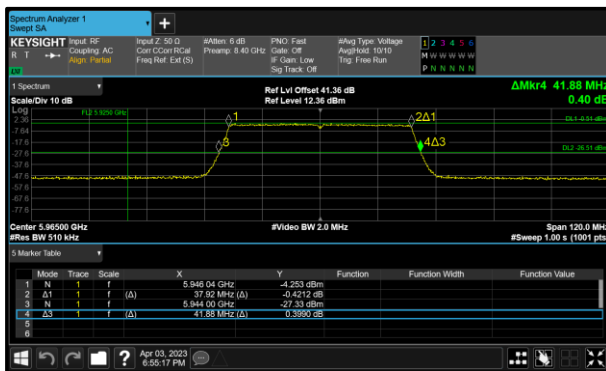
**Table 11 - 99% Bandwidth Summary Results - MIMO SDM**



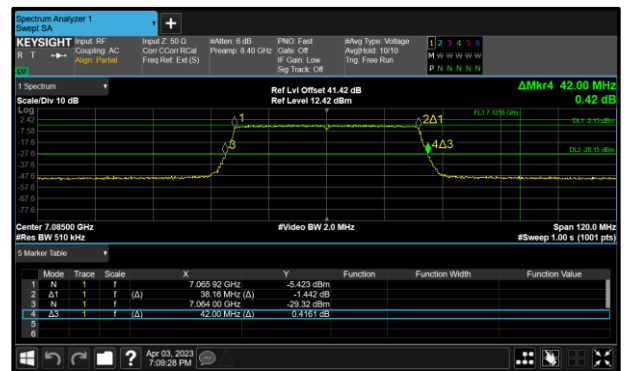
**Figure 19 - 802.11ax HE20 SU Minimum 99% OBW**



**Figure 20 - 802.11ax HE20 SU Maximum 99% OBW**



**Figure 21 - 802.11ax HE40 SU Minimum 99% OBW**



**Figure 22 - 802.11ax HE40 SU Maximum 99% OBW**

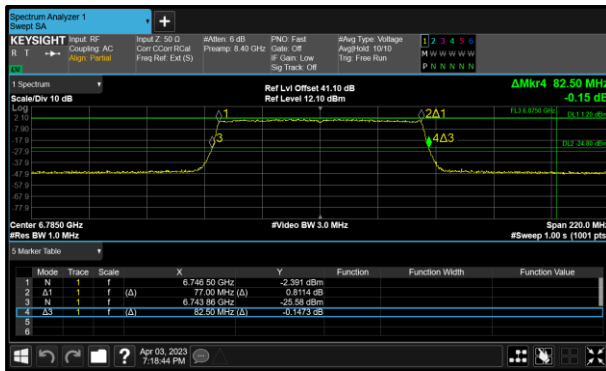


Figure 23 - 802.11ax HE80 SU Minimum 99% OBW

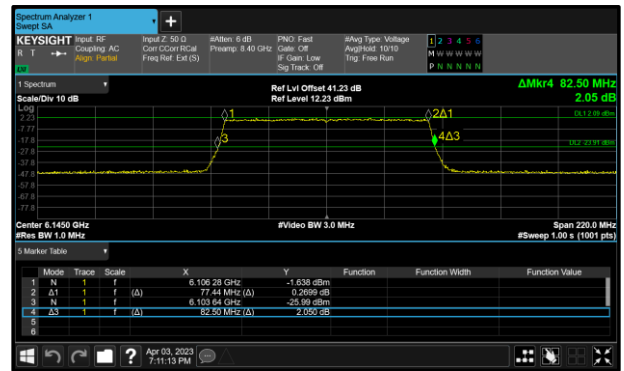


Figure 24 - 802.11ax HE80 SU Maximum 99% OBW

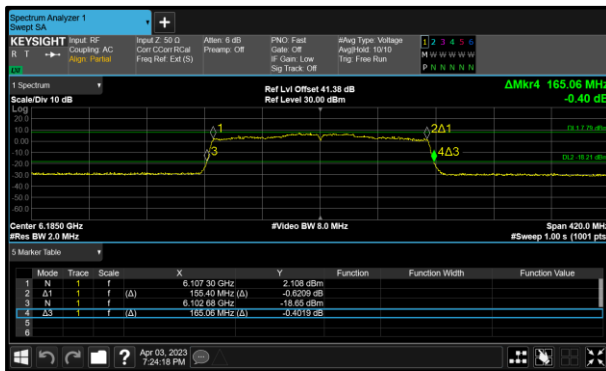


Figure 25 - 802.11ax HE160 SU Minimum 99% OBW

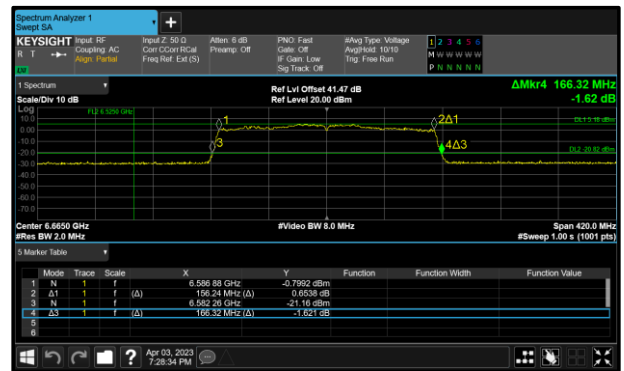


Figure 26 - 802.11ax HE160 SU Maximum 99% OBW





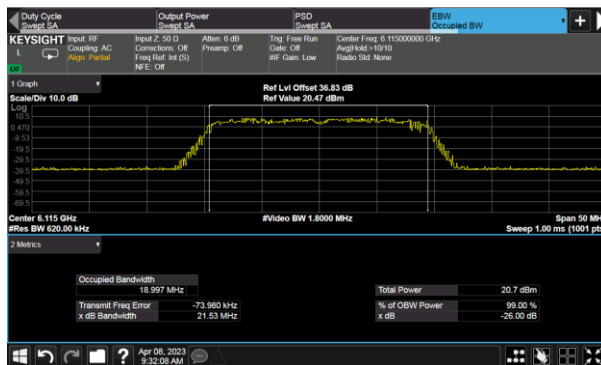
TxBF

Protocol	26 dB Bandwidth (MHz)	
	Minimum	Maximum
802.11ax HE20 SU	21.09	22.09
802.11ax HE40 SU	41.91	45.59
802.11ax HE80 SU	81.49	82.46

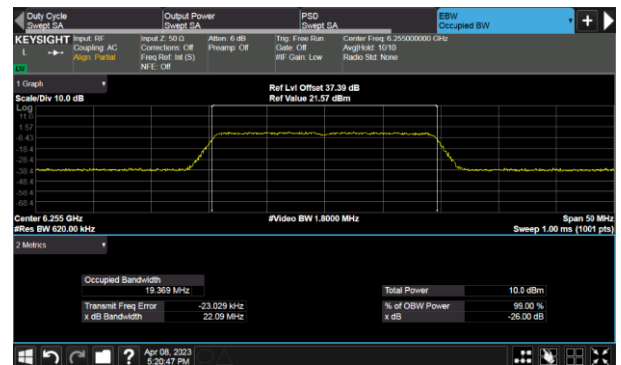
**Table 12 - 26 dB Bandwidth Summary Results - TxBF**

Protocol	99% Bandwidth (MHz)	
	Minimum	Maximum
802.11ax HE20 SU	18.997	19.369
802.11ax HE40 SU	38.151	38.879
802.11ax HE80 SU	77.037	77.285

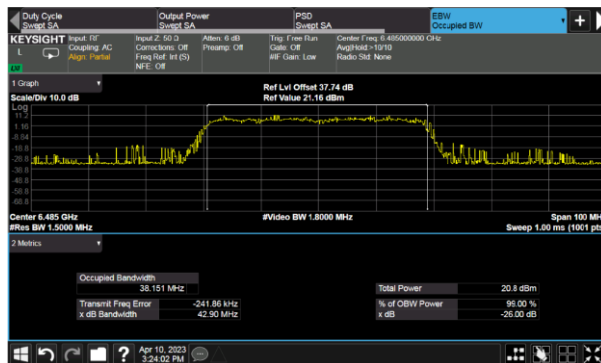
**Table 13 - 99% Bandwidth Summary Results - TxBF**



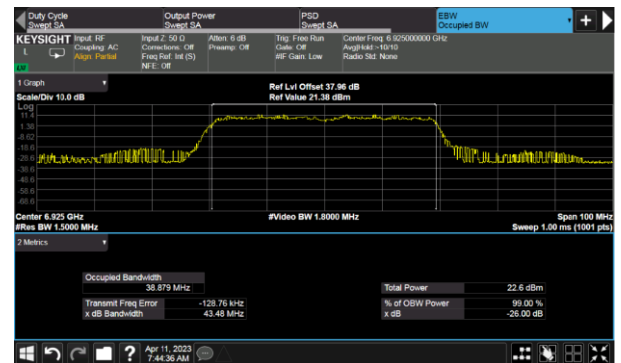
**Figure 27 - 802.11ax HE20 SU Minimum 99% dB OBW**



**Figure 28 - 802.11ax HE20 SU Maximum 99% dB OBW**



**Figure 29 - 802.11ax HE40 SU Minimum 99% dB OBW**



**Figure 30 - 802.11ax HE40 SU Maximum 99% dB OBW**



Figure 31 - 802.11ax HE80 SU Minimum 99% OBW

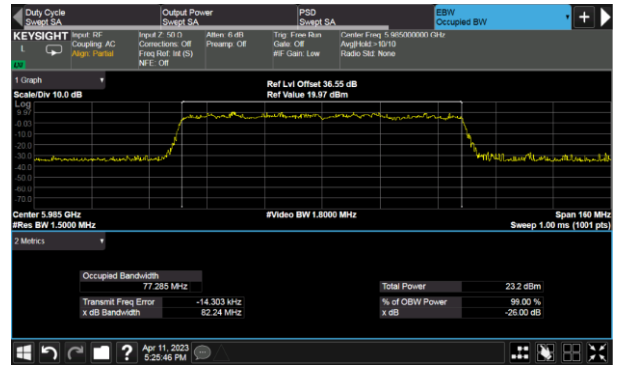


Figure 32 - 802.11ax HE80 SU Maximum 99% OBW



SISO

Test Configuration			
Frequency Range:	5.925-6.425 GHz	Band:	U-NII-5
Limit Clause(s):	-	Test Method(s):	C63.10 6.9.3 C63.10 12.5.1
Additional Reference(s):	-		

DUT Configuration			
Mode:	802.11a	Duty Cycle (%):	-
Data Rate:	12 Mbps	DCCF (dB):	-
Antenna Configuration:	SISO	Peak Antenna Gain (dBi):	-
Active Port(s):	A (Core 0)	Active Chain(s):	0

Test Frequency (MHz)	26 dB Bandwidth (MHz)				Limit (kHz)
	A	B	C	D	
5955	21.120	-	-	-	-
6175	21.060	-	-	-	-
6415	21.060	-	-	-	-

**Table 14 - 26 dB Bandwidth Results**

Test Frequency (MHz)	99% Bandwidth (MHz)				Limit (kHz)
	A	B	C	D	
5955	16.680	-	-	-	-
6175	16.680	-	-	-	-
6415	16.680	-	-	-	-

**Table 15 - 99% Bandwidth Results**



Test Configuration			
Frequency Range:	5.925-6.425 GHz	Band:	U-NII-5
Limit Clause(s):	-	Test Method(s):	C63.10 6.9.3 C63.10 12.5.1
Additional Reference(s):	-		

DUT Configuration			
Mode:	802.11ax HE20 SU	Duty Cycle (%):	-
Modulation Coding Scheme:	MCS2x1	DCCF (dB):	-
Antenna Configuration:	SISO	Peak Antenna Gain (dBi):	-
Active Port(s):	A (Core 0)	Active Chain(s):	0

Test Frequency (MHz)	26 dB Bandwidth (MHz)				Limit (kHz)
	A	B	C	D	
5955	21.360	-	-	-	-
6175	21.420	-	-	-	-
6415	21.420	-	-	-	-

**Table 16 - 26 dB Bandwidth Results**

Test Frequency (MHz)	99% Bandwidth (MHz)				Limit (kHz)
	A	B	C	D	
5955	19.020	-	-	-	-
6175	19.020	-	-	-	-
6415	19.020	-	-	-	-

**Table 17 - 99% Bandwidth Results**



Test Configuration			
Frequency Range:	5.925-6.425 GHz	Band:	U-NII-5
Limit Clause(s):	-	Test Method(s):	C63.10 6.9.3 C63.10 12.5.1
Additional Reference(s):	-		

DUT Configuration			
Mode:	802.11ax HE40 SU	Duty Cycle (%):	-
Modulation Coding Scheme:	MCS2x1	DCCF (dB):	-
Antenna Configuration:	SISO	Peak Antenna Gain (dBi):	-
Active Port(s):	A (Core 0)	Active Chain(s):	0

Test Frequency (MHz)	26 dB Bandwidth (MHz)				Limit (kHz)
	A	B	C	D	
5965	41.880	-	-	-	-
6165	42.000	-	-	-	-
6405	41.880	-	-	-	-

**Table 18 - 26 dB Bandwidth Results**

Test Frequency (MHz)	99% Bandwidth (MHz)				Limit (kHz)
	A	B	C	D	
5965	37.920	-	-	-	-
6165	37.920	-	-	-	-
6405	38.040	-	-	-	-

**Table 19 - 99% Bandwidth Results**



Test Configuration			
Frequency Range:	5.925-6.425 GHz	Band:	U-NII-5
Limit Clause(s):	-	Test Method(s):	C63.10 6.9.3 C63.10 12.5.1
Additional Reference(s):	-		

DUT Configuration			
Mode:	802.11ax HE80 SU	Duty Cycle (%):	-
Modulation Coding Scheme:	MCS2x1	DCCF (dB):	-
Antenna Configuration:	SISO	Peak Antenna Gain (dBi):	-
Active Port(s):	A (Core 0)	Active Chain(s):	0

Test Frequency (MHz)	26 dB Bandwidth (MHz)				Limit (kHz)
	A	B	C	D	
5985	82.940	-	-	-	-
6145	82.720	-	-	-	-
6385	82.500	-	-	-	-

**Table 20 - 26 dB Bandwidth Results**

Test Frequency (MHz)	99% Bandwidth (MHz)				Limit (kHz)
	A	B	C	D	
5985	77.220	-	-	-	-
6145	77.220	-	-	-	-
6385	77.220	-	-	-	-

**Table 21 - 99% Bandwidth Results**



Test Configuration			
Frequency Range:	5.925-6.425 GHz	Band:	U-NII-5
Limit Clause(s):	-	Test Method(s):	C63.10 6.9.3 C63.10 12.5.1
Additional Reference(s):	-		

DUT Configuration			
Mode:	802.11ax HE160 SU	Duty Cycle (%):	-
Modulation Coding Scheme:	MCS2x1	DCCF (dB):	-
Antenna Configuration:	SISO	Peak Antenna Gain (dBi):	-
Active Port(s):	A (Core 0)	Active Chain(s):	0

Test Frequency (MHz)	26 dB Bandwidth (MHz)				Limit (kHz)
	A	B	C	D	
6025	166.320	-	-	-	-
6185	165.900	-	-	-	-
6345	165.900	-	-	-	-

**Table 22 - 26 dB Bandwidth Results**

Test Frequency (MHz)	99% Bandwidth (MHz)				Limit (kHz)
	A	B	C	D	
6025	155.820	-	-	-	-
6185	155.820	-	-	-	-
6345	155.820	-	-	-	-

**Table 23 - 99% Bandwidth Results**



Test Configuration			
Frequency Range:	6.425-6.525 GHz	Band:	U-NII-6
Limit Clause(s):	-	Test Method(s):	C63.10 6.9.3 C63.10 12.5.1
Additional Reference(s):	-		

DUT Configuration			
Mode:	802.11a	Duty Cycle (%):	-
Data Rate:	12 Mbps	DCCF (dB):	-
Antenna Configuration:	SISO	Peak Antenna Gain (dBi):	-
Active Port(s):	A (Core 0)	Active Chain(s):	0

Test Frequency (MHz)	26 dB Bandwidth (MHz)				Limit (kHz)
	A	B	C	D	
6435	21.120	-	-	-	-
6475	21.060	-	-	-	-
6515	21.120	-	-	-	-

**Table 24 - 26 dB Bandwidth Results**

Test Frequency (MHz)	99% Bandwidth (MHz)				Limit (kHz)
	A	B	C	D	
6435	16.680	-	-	-	-
6475	16.680	-	-	-	-
6515	16.680	-	-	-	-

**Table 25 - 99% Bandwidth Results**





Test Configuration			
Frequency Range:	6.425-6.525 GHz	Band:	U-NII-6
Limit Clause(s):	-	Test Method(s):	C63.10 6.9.3 C63.10 12.5.1
Additional Reference(s):	-		

DUT Configuration			
Mode:	802.11ax HE20 SU	Duty Cycle (%):	-
Modulation Coding Scheme:	MCS2x1	DCCF (dB):	-
Antenna Configuration:	SISO	Peak Antenna Gain (dBi):	-
Active Port(s):	A (Core 0)	Active Chain(s):	0

Test Frequency (MHz)	26 dB Bandwidth (MHz)				Limit (kHz)
	A	B	C	D	
6435	21.360	-	-	-	-
6475	21.240	-	-	-	-
6515	21.300	-	-	-	-

**Table 26 - 26 dB Bandwidth Results**

Test Frequency (MHz)	99% Bandwidth (MHz)				Limit (kHz)
	A	B	C	D	
6435	19.020	-	-	-	-
6475	19.020	-	-	-	-
6515	19.020	-	-	-	-

**Table 27 - 99% Bandwidth Results**



Test Configuration			
Frequency Range:	6.425-6.525 GHz	Band:	U-NII-6
Limit Clause(s):	-	Test Method(s):	C63.10 6.9.3 C63.10 12.5.1
Additional Reference(s):	-		

DUT Configuration			
Mode:	802.11ax HE40 SU	Duty Cycle (%):	-
Modulation Coding Scheme:	MCS2x1	DCCF (dB):	-
Antenna Configuration:	SISO	Peak Antenna Gain (dBi):	-
Active Port(s):	A (Core 0)	Active Chain(s):	0

Test Frequency (MHz)	26 dB Bandwidth (MHz)				Limit (kHz)
	A	B	C	D	
6445	42.000	-	-	-	-
6485	42.000	-	-	-	-
6525	21.120	-	-	-	-

**Table 28 - 26 dB Bandwidth Results**

Test Frequency (MHz)	99% Bandwidth (MHz)				Limit (kHz)
	A	B	C	D	
6445	37.920	-	-	-	-
6485	38.040	-	-	-	-
6525	18.960	-	-	-	-

**Table 29 - 99% Bandwidth Results**



Test Configuration			
Frequency Range:	6.425-6.525 GHz	Band:	U-NII-6
Limit Clause(s):	-	Test Method(s):	C63.10 6.9.3 C63.10 12.5.1
Additional Reference(s):	-		

DUT Configuration			
Mode:	802.11ax HE80 SU	Duty Cycle (%):	-
Modulation Coding Scheme:	MCS2x1	DCCF (dB):	-
Antenna Configuration:	SISO	Peak Antenna Gain (dBi):	-
Active Port(s):	A (Core 0)	Active Chain(s):	0

Test Frequency (MHz)	26 dB Bandwidth (MHz)				Limit (kHz)
	A	B	C	D	
6465	82.500	-	-	-	-
6545	21.580	-	-	-	-

**Table 30 - 26 dB Bandwidth Results**

Test Frequency (MHz)	99% Bandwidth (MHz)				Limit (kHz)
	A	B	C	D	
6465	77.220	-	-	-	-
6545	18.940	-	-	-	-

**Table 31 - 99% Bandwidth Results**



Test Configuration			
Frequency Range:	6.425-6.525 GHz	Band:	U-NII-6
Limit Clause(s):	-	Test Method(s):	C63.10 6.9.3 C63.10 12.5.1
Additional Reference(s):	-		

DUT Configuration			
Mode:	802.11ax HE160 SU	Duty Cycle (%):	-
Modulation Coding Scheme:	MCS2x1	DCCF (dB):	-
Antenna Configuration:	SISO	Peak Antenna Gain (dBi):	-
Active Port(s):	A (Core 0)	Active Chain(s):	0

Test Frequency (MHz)	26 dB Bandwidth (MHz)				Limit (kHz)
	A	B	C	D	
6505	99.800	-	-	-	-

**Table 32 - 26 dB Bandwidth Results**

Test Frequency (MHz)	99% Bandwidth (MHz)				Limit (kHz)
	A	B	C	D	
6505	97.280	-	-	-	-

**Table 33 - 99% Bandwidth Results**



Test Configuration			
Frequency Range:	6.525-6.875 GHz	Band:	U-NII-7
Limit Clause(s):	-	Test Method(s):	C63.10 6.9.3 C63.10 12.5.1
Additional Reference(s):	-		

DUT Configuration			
Mode:	802.11a	Duty Cycle (%):	-
Data Rate:	12 Mbps	DCCF (dB):	-
Antenna Configuration:	SISO	Peak Antenna Gain (dBi):	-
Active Port(s):	A (Core 0)	Active Chain(s):	0

Test Frequency (MHz)	26 dB Bandwidth (MHz)				Limit (kHz)
	A	B	C	D	
6535	21.120	-	-	-	-
6695	21.120	-	-	-	-
6855	21.120	-	-	-	-
6875	10.440	-	-	-	-

**Table 34 - 26 dB Bandwidth Results**

Test Frequency (MHz)	99% Bandwidth (MHz)				Limit (kHz)
	A	B	C	D	
6535	16.680	-	-	-	-
6695	16.680	-	-	-	-
6855	16.680	-	-	-	-
6875	8.280	-	-	-	-

**Table 35 - 99% Bandwidth Results**



Test Configuration			
Frequency Range:	6.525-6.875 GHz	Band:	U-NII-7
Limit Clause(s):	-	Test Method(s):	C63.10 6.9.3 C63.10 12.5.1
Additional Reference(s):	-		

DUT Configuration			
Mode:	802.11ax HE20 SU	Duty Cycle (%):	-
Modulation Coding Scheme:	MCS2x1	DCCF (dB):	-
Antenna Configuration:	SISO	Peak Antenna Gain (dBi):	-
Active Port(s):	A (Core 0)	Active Chain(s):	0

Test Frequency (MHz)	26 dB Bandwidth (MHz)				Limit (kHz)
	A	B	C	D	
6535	21.300	-	-	-	-
6695	21.420	-	-	-	-
6855	21.360	-	-	-	-
6875	10.620	-	-	-	-

**Table 36 - 26 dB Bandwidth Results**

Test Frequency (MHz)	99% Bandwidth (MHz)				Limit (kHz)
	A	B	C	D	
6535	19.020	-	-	-	-
6695	19.020	-	-	-	-
6855	19.020	-	-	-	-
6875	9.480	-	-	-	-

**Table 37 - 99% Bandwidth Results**



Test Configuration			
Frequency Range:	6.525-6.875 GHz	Band:	U-NII-7
Limit Clause(s):	-	Test Method(s):	C63.10 6.9.3 C63.10 12.5.1
Additional Reference(s):	-		

DUT Configuration			
Mode:	802.11ax HE40 SU	Duty Cycle (%):	-
Modulation Coding Scheme:	MCS2x1	DCCF (dB):	-
Antenna Configuration:	SISO	Peak Antenna Gain (dBi):	-
Active Port(s):	A (Core 0)	Active Chain(s):	0

Test Frequency (MHz)	26 dB Bandwidth (MHz)				Limit (kHz)
	A	B	C	D	
6525	20.880	-	-	-	-
6565	42.000	-	-	-	-
6685	42.120	-	-	-	-
6845	41.880	-	-	-	-
6885	11.120	-	-	-	-

**Table 38 - 26 dB Bandwidth Results**

Test Frequency (MHz)	99% Bandwidth (MHz)				Limit (kHz)
	A	B	C	D	
6525	18.960	-	-	-	-
6565	37.920	-	-	-	-
6685	38.040	-	-	-	-
6845	37.920	-	-	-	-
6885	9.200	-	-	-	-

**Table 39 - 99% Bandwidth Results**



Test Configuration			
Frequency Range:	6.525-6.875 GHz	Band:	U-NII-7
Limit Clause(s):	-	Test Method(s):	C63.10 6.9.3 C63.10 12.5.1
Additional Reference(s):	-		

DUT Configuration			
Mode:	802.11ax HE80 SU	Duty Cycle (%):	-
Modulation Coding Scheme:	MCS2x1	DCCF (dB):	-
Antenna Configuration:	SISO	Peak Antenna Gain (dBi):	-
Active Port(s):	A (Core 0)	Active Chain(s):	0

Test Frequency (MHz)	26 dB Bandwidth (MHz)				Limit (kHz)
	A	B	C	D	
6545	61.360	-	-	-	-
6625	82.720	-	-	-	-
6705	82.720	-	-	-	-
6785	82.720	-	-	-	-
6865	51.360	-	-	-	-

**Table 40 - 26 dB Bandwidth Results**

Test Frequency (MHz)	99% Bandwidth (MHz)				Limit (kHz)
	A	B	C	D	
6545	58.280	-	-	-	-
6625	77.000	-	-	-	-
6705	77.440	-	-	-	-
6785	77.440	-	-	-	-
6865	48.500	-	-	-	-

**Table 41 - 99% Bandwidth Results**





Test Configuration			
Frequency Range:	6.525-6.875 GHz	Band:	U-NII-7
Limit Clause(s):	-	Test Method(s):	C63.10 6.9.3 C63.10 12.5.1
Additional Reference(s):	-		

DUT Configuration			
Mode:	802.11ax HE160 SU	Duty Cycle (%):	-
Modulation Coding Scheme:	MCS2x1	DCCF (dB):	-
Antenna Configuration:	SISO	Peak Antenna Gain (dBi):	-
Active Port(s):	A (Core 0)	Active Chain(s):	0

Test Frequency (MHz)	26 dB Bandwidth (MHz)				Limit (kHz)
	A	B	C	D	
6505	63.160	-	-	-	-
6665	166.320	-	-	-	-
6825	133.580	-	-	-	-

**Table 42 - 26 dB Bandwidth Results**

Test Frequency (MHz)	99% Bandwidth (MHz)				Limit (kHz)
	A	B	C	D	
6505	58.540	-	-	-	-
6665	155.400	-	-	-	-
6825	127.280	-	-	-	-

**Table 43 - 99% Bandwidth Results**



Test Configuration			
Frequency Range:	6.875-7.125 GHz	Band:	U-NII-8
Limit Clause(s):	-	Test Method(s):	C63.10 6.9.3 C63.10 12.5.1
Additional Reference(s):	-		

DUT Configuration			
Mode:	802.11a	Duty Cycle (%):	-
Data Rate:	12 Mbps	DCCF (dB):	-
Antenna Configuration:	SISO	Peak Antenna Gain (dBi):	-
Active Port(s):	A (Core 0)	Active Chain(s):	0

Test Frequency (MHz)	26 dB Bandwidth (MHz)				Limit (kHz)
	A	B	C	D	
6875	10.560	-	-	-	-
6895	21.120	-	-	-	-
6995	21.120	-	-	-	-
7115	21.120	-	-	-	-

**Table 44 - 26 dB Bandwidth Results**

Test Frequency (MHz)	99% Bandwidth (MHz)				Limit (kHz)
	A	B	C	D	
6875	8.400	-	-	-	-
6895	16.680	-	-	-	-
6995	16.680	-	-	-	-
7115	16.680	-	-	-	-

**Table 45 - 99% Bandwidth Results**



Test Configuration			
Frequency Range:	6.875-7.125 GHz	Band:	U-NII-8
Limit Clause(s):	-	Test Method(s):	C63.10 6.9.3 C63.10 12.5.1
Additional Reference(s):	-		

DUT Configuration			
Mode:	802.11ax HE20 SU	Duty Cycle (%):	-
Modulation Coding Scheme:	MCS2x1	DCCF (dB):	-
Antenna Configuration:	SISO	Peak Antenna Gain (dBi):	-
Active Port(s):	A (Core 0)	Active Chain(s):	0

Test Frequency (MHz)	26 dB Bandwidth (MHz)				Limit (kHz)
	A	B	C	D	
6875	10.620	-	-	-	-
6895	21.360	-	-	-	-
6995	21.300	-	-	-	-
7115	21.420	-	-	-	-

**Table 46 - 26 dB Bandwidth Results**

Test Frequency (MHz)	99% Bandwidth (MHz)				Limit (kHz)
	A	B	C	D	
6875	9.540	-	-	-	-
6895	19.020	-	-	-	-
6995	19.020	-	-	-	-
7115	19.020	-	-	-	-

**Table 47 - 99% Bandwidth Results**



Test Configuration			
Frequency Range:	6.875-7.125 GHz	Band:	U-NII-8
Limit Clause(s):	-	Test Method(s):	C63.10 6.9.3 C63.10 12.5.1
Additional Reference(s):	-		

DUT Configuration			
Mode:	802.11ax HE40 SU	Duty Cycle (%):	-
Modulation Coding Scheme:	MCS2x1	DCCF (dB):	-
Antenna Configuration:	SISO	Peak Antenna Gain (dBi):	-
Active Port(s):	A (Core 0)	Active Chain(s):	0

Test Frequency (MHz)	26 dB Bandwidth (MHz)				Limit (kHz)
	A	B	C	D	
6885	30.880	-	-	-	-
6925	42.120	-	-	-	-
7005	42.000	-	-	-	-
7085	41.760	-	-	-	-

**Table 48 - 26 dB Bandwidth Results**

Test Frequency (MHz)	99% Bandwidth (MHz)				Limit (kHz)
	A	B	C	D	
6885	28.840	-	-	-	-
6925	37.920	-	-	-	-
7005	38.040	-	-	-	-
7085	37.920	-	-	-	-

**Table 49 - 99% Bandwidth Results**



Test Configuration			
Frequency Range:	6.875-7.125 GHz	Band:	U-NII-8
Limit Clause(s):	-	Test Method(s):	C63.10 6.9.3 C63.10 12.5.1
Additional Reference(s):	-		

DUT Configuration			
Mode:	802.11ax HE80 SU	Duty Cycle (%):	-
Modulation Coding Scheme:	MCS2x1	DCCF (dB):	-
Antenna Configuration:	SISO	Peak Antenna Gain (dBi):	-
Active Port(s):	A (Core 0)	Active Chain(s):	0

Test Frequency (MHz)	26 dB Bandwidth (MHz)				Limit (kHz)
	A	B	C	D	
6865	31.360	-	-	-	-
6945	82.720	-	-	-	-
7025	82.720	-	-	-	-

**Table 50 - 26 dB Bandwidth Results**

Test Frequency (MHz)	99% Bandwidth (MHz)				Limit (kHz)
	A	B	C	D	
6865	28.940	-	-	-	-
6945	77.440	-	-	-	-
7025	77.440	-	-	-	-

**Table 51 - 99% Bandwidth Results**



Test Configuration			
Frequency Range:	6.875-7.125 GHz	Band:	U-NII-8
Limit Clause(s):	-	Test Method(s):	C63.10 6.9.3 C63.10 12.5.1
Additional Reference(s):	-		

DUT Configuration			
Mode:	802.11ax HE160 SU	Duty Cycle (%):	-
Modulation Coding Scheme:	MCS2x1	DCCF (dB):	-
Antenna Configuration:	SISO	Peak Antenna Gain (dBi):	-
Active Port(s):	A (Core 0)	Active Chain(s):	0

Test Frequency (MHz)	26 dB Bandwidth (MHz)				Limit (kHz)
	A	B	C	D	
6825	32.740	-	-	-	-
6985	165.900	-	-	-	-

**Table 52 - 26 dB Bandwidth Results**

Test Frequency (MHz)	99% Bandwidth (MHz)				Limit (kHz)
	A	B	C	D	
6825	29.380	-	-	-	-
6985	155.820	-	-	-	-

**Table 53 - 99% Bandwidth Results**



**MIMO CDD**

Test Configuration			
Frequency Range:	5.925-6.425 GHz	Band:	U-NII-5
Limit Clause(s):	-	Test Method(s):	C63.10 6.9.3 C63.10 12.5.1
Additional Reference(s):	-		

DUT Configuration			
Mode:	802.11ax HE20 SU	Duty Cycle (%):	-
Modulation Coding Scheme:	MCS2x1	DCCF (dB):	-
Antenna Configuration:	MIMO CDD	Peak Antenna Gain (dBi):	-
Active Port(s):	A+B (Core 0 + Core 1)	Active Chain(s):	0+1

Test Frequency (MHz)	26 dB Bandwidth (MHz)				Limit (kHz)
	A	B	C	D	
5955	21.300	21.300	-	-	-
6175	21.360	21.420	-	-	-
6415	21.300	21.300	-	-	-

**Table 54 - 26 dB Bandwidth Results**

Test Frequency (MHz)	99% Bandwidth (MHz)				Limit (kHz)
	A	B	C	D	
5955	19.020	19.020	-	-	-
6175	19.020	19.020	-	-	-
6415	19.020	19.020	-	-	-

**Table 55 - 99% Bandwidth Results**



Test Configuration			
Frequency Range:	5.925-6.425 GHz	Band:	U-NII-5
Limit Clause(s):	-	Test Method(s):	C63.10 6.9.3 C63.10 12.5.1
Additional Reference(s):	-		

DUT Configuration			
Mode:	802.11ax HE40 SU	Duty Cycle (%):	-
Modulation Coding Scheme:	MCS2x1	DCCF (dB):	-
Antenna Configuration:	MIMO CDD	Peak Antenna Gain (dBi):	-
Active Port(s):	A+B (Core 0 + Core 1)	Active Chain(s):	0+1

Test Frequency (MHz)	26 dB Bandwidth (MHz)				Limit (kHz)
	A	B	C	D	
5965	41.880	41.880	-	-	-
6165	41.880	42.120	-	-	-
6405	41.880	42.120	-	-	-

**Table 56 - 26 dB Bandwidth Results**

Test Frequency (MHz)	99% Bandwidth (MHz)				Limit (kHz)
	A	B	C	D	
5965	37.920	37.920	-	-	-
6165	38.040	38.040	-	-	-
6405	38.040	38.040	-	-	-

**Table 57 - 99% Bandwidth Results**





Test Configuration			
Frequency Range:	5.925-6.425 GHz	Band:	U-NII-5
Limit Clause(s):	-	Test Method(s):	C63.10 6.9.3 C63.10 12.5.1
Additional Reference(s):	-		

DUT Configuration			
Mode:	802.11ax HE80 SU	Duty Cycle (%):	-
Modulation Coding Scheme:	MCS2x1	DCCF (dB):	-
Antenna Configuration:	MIMO CDD	Peak Antenna Gain (dBi):	-
Active Port(s):	A+B (Core 0 + Core 1)	Active Chain(s):	0+1

Test Frequency (MHz)	26 dB Bandwidth (MHz)				Limit (kHz)
	A	B	C	D	
5985	82.720	82.940	-	-	-
6145	82.720	82.500	-	-	-
6385	82.500	82.720	-	-	-

**Table 58 - 26 dB Bandwidth Results**

Test Frequency (MHz)	99% Bandwidth (MHz)				Limit (kHz)
	A	B	C	D	
5985	77.220	77.220	-	-	-
6145	77.440	77.220	-	-	-
6385	77.220	77.220	-	-	-

**Table 59 - 99% Bandwidth Results**



Test Configuration			
Frequency Range:	5.925-6.425 GHz	Band:	U-NII-5
Limit Clause(s):	-	Test Method(s):	C63.10 6.9.3 C63.10 12.5.1
Additional Reference(s):	-		

DUT Configuration			
Mode:	802.11ax HE160 SU	Duty Cycle (%):	-
Modulation Coding Scheme:	MCS2x1	DCCF (dB):	-
Antenna Configuration:	MIMO CDD	Peak Antenna Gain (dBi):	-
Active Port(s):	A+B (Core 0 + Core 1)	Active Chain(s):	0+1

Test Frequency (MHz)	26 dB Bandwidth (MHz)				Limit (kHz)
	A	B	C	D	
6025	166.740	165.900	-	-	-
6185	165.480	165.060	-	-	-
6345	165.900	165.900	-	-	-

**Table 60 - 26 dB Bandwidth Results**

Test Frequency (MHz)	99% Bandwidth (MHz)				Limit (kHz)
	A	B	C	D	
6025	156.240	155.820	-	-	-
6185	155.400	155.400	-	-	-
6345	155.820	155.820	-	-	-

**Table 61 - 99% Bandwidth Results**



Test Configuration			
Frequency Range:	6.425-6.525 GHz	Band:	U-NII-6
Limit Clause(s):	-	Test Method(s):	C63.10 6.9.3 C63.10 12.5.1
Additional Reference(s):	-		

DUT Configuration			
Mode:	802.11ax HE20 SU	Duty Cycle (%):	-
Modulation Coding Scheme:	MCS2x1	DCCF (dB):	-
Antenna Configuration:	MIMO CDD	Peak Antenna Gain (dBi):	-
Active Port(s):	A+B (Core 0 + Core 1)	Active Chain(s):	0+1

Test Frequency (MHz)	26 dB Bandwidth (MHz)				Limit (kHz)
	A	B	C	D	
6435	21.240	21.240	-	-	-
6475	21.300	21.360	-	-	-
6515	21.300	21.420	-	-	-

**Table 62 - 26 dB Bandwidth Results**

Test Frequency (MHz)	99% Bandwidth (MHz)				Limit (kHz)
	A	B	C	D	
6435	19.020	19.020	-	-	-
6475	19.020	19.020	-	-	-
6515	19.020	19.020	-	-	-

**Table 63 - 99% Bandwidth Results**



Test Configuration			
Frequency Range:	6.425-6.525 GHz	Band:	U-NII-6
Limit Clause(s):	-	Test Method(s):	C63.10 6.9.3 C63.10 12.5.1
Additional Reference(s):	-		

DUT Configuration			
Mode:	802.11ax HE40 SU	Duty Cycle (%):	-
Modulation Coding Scheme:	MCS2x1	DCCF (dB):	-
Antenna Configuration:	MIMO CDD	Peak Antenna Gain (dBi):	-
Active Port(s):	A+B (Core 0 + Core 1)	Active Chain(s):	0+1

Test Frequency (MHz)	26 dB Bandwidth (MHz)				Limit (kHz)
	A	B	C	D	
6445	41.760	42.000	-	-	-
6485	42.000	41.880	-	-	-
6525	20.880	20.880	-	-	-

**Table 64 - 26 dB Bandwidth Results**

Test Frequency (MHz)	99% Bandwidth (MHz)				Limit (kHz)
	A	B	C	D	
6445	38.040	38.040	-	-	-
6485	37.920	37.920	-	-	-
6525	18.960	18.960	-	-	-

**Table 65 - 99% Bandwidth Results**



Test Configuration			
Frequency Range:	6.425-6.525 GHz	Band:	U-NII-6
Limit Clause(s):	-	Test Method(s):	C63.10 6.9.3 C63.10 12.5.1
Additional Reference(s):	-		

DUT Configuration			
Mode:	802.11ax HE80 SU	Duty Cycle (%):	-
Modulation Coding Scheme:	MCS2x1	DCCF (dB):	-
Antenna Configuration:	MIMO CDD	Peak Antenna Gain (dBi):	-
Active Port(s):	A+B (Core 0 + Core 1)	Active Chain(s):	0+1

Test Frequency (MHz)	26 dB Bandwidth (MHz)				Limit (kHz)
	A	B	C	D	
6465	82.720	82.720	-	-	-
6545	21.360	21.580	-	-	-

**Table 66 - 26 dB Bandwidth Results**

Test Frequency (MHz)	99% Bandwidth (MHz)				Limit (kHz)
	A	B	C	D	
6465	77.000	77.220	-	-	-
6545	18.940	18.940	-	-	-

**Table 67 - 99% Bandwidth Results**



Test Configuration			
Frequency Range:	6.425-6.525 GHz	Band:	U-NII-6
Limit Clause(s):	-	Test Method(s):	C63.10 6.9.3 C63.10 12.5.1
Additional Reference(s):	-		

DUT Configuration			
Mode:	802.11ax HE160 SU	Duty Cycle (%):	-
Modulation Coding Scheme:	MCS2x1	DCCF (dB):	-
Antenna Configuration:	MIMO CDD	Peak Antenna Gain (dBi):	-
Active Port(s):	A+B (Core 0 + Core 1)	Active Chain(s):	0+1

Test Frequency (MHz)	26 dB Bandwidth (MHz)				Limit (kHz)
	A	B	C	D	
6505	99.800	99.800	-	-	-

**Table 68 - 26 dB Bandwidth Results**

Test Frequency (MHz)	99% Bandwidth (MHz)				Limit (kHz)
	A	B	C	D	
6505	97.280	97.280	-	-	-

**Table 69 - 99% Bandwidth Results**



Test Configuration			
Frequency Range:	6.525-6.875 GHz	Band:	U-NII-7
Limit Clause(s):	-	Test Method(s):	C63.10 6.9.3 C63.10 12.5.1
Additional Reference(s):	-		

DUT Configuration			
Mode:	802.11ax HE20 SU	Duty Cycle (%):	-
Modulation Coding Scheme:	MCS2x1	DCCF (dB):	-
Antenna Configuration:	MIMO CDD	Peak Antenna Gain (dBi):	-
Active Port(s):	A+B (Core 0 + Core 1)	Active Chain(s):	0+1

Test Frequency (MHz)	26 dB Bandwidth (MHz)				Limit (kHz)
	A	B	C	D	
6535	21.360	21.240	-	-	-
6695	21.180	21.540	-	-	-
6855	21.240	21.300	-	-	-
6875	10.620	10.620	-	-	-

**Table 70 - 26 dB Bandwidth Results**

Test Frequency (MHz)	99% Bandwidth (MHz)				Limit (kHz)
	A	B	C	D	
6535	19.020	19.020	-	-	-
6695	19.020	19.020	-	-	-
6855	19.020	19.020	-	-	-
6875	9.480	9.480	-	-	-

**Table 71 - 99% Bandwidth Results**



Test Configuration			
Frequency Range:	6.525-6.875 GHz	Band:	U-NII-7
Limit Clause(s):	-	Test Method(s):	C63.10 6.9.3 C63.10 12.5.1
Additional Reference(s):	-		

DUT Configuration			
Mode:	802.11ax HE40 SU	Duty Cycle (%):	-
Modulation Coding Scheme:	MCS2x1	DCCF (dB):	-
Antenna Configuration:	MIMO CDD	Peak Antenna Gain (dBi):	-
Active Port(s):	A+B (Core 0 + Core 1)	Active Chain(s):	0+1

Test Frequency (MHz)	26 dB Bandwidth (MHz)				Limit (kHz)
	A	B	C	D	
6525	21.000	21.120	-	-	-
6565	42.120	42.120	-	-	-
6685	42.000	42.240	-	-	-
6845	42.120	41.880	-	-	-
6885	11.000	11.000	-	-	-

**Table 72 - 26 dB Bandwidth Results**

Test Frequency (MHz)	99% Bandwidth (MHz)				Limit (kHz)
	A	B	C	D	
6525	18.960	18.960	-	-	-
6565	37.920	37.920	-	-	-
6685	37.920	37.920	-	-	-
6845	37.920	37.920	-	-	-
6885	9.320	9.320	-	-	-

**Table 73 - 99% Bandwidth Results**





Test Configuration			
Frequency Range:	6.525-6.875 GHz	Band:	U-NII-7
Limit Clause(s):	-	Test Method(s):	C63.10 6.9.3 C63.10 12.5.1
Additional Reference(s):	-		

DUT Configuration			
Mode:	802.11ax HE80 SU	Duty Cycle (%):	-
Modulation Coding Scheme:	MCS2x1	DCCF (dB):	-
Antenna Configuration:	MIMO CDD	Peak Antenna Gain (dBi):	-
Active Port(s):	A+B (Core 0 + Core 1)	Active Chain(s):	0+1

Test Frequency (MHz)	26 dB Bandwidth (MHz)				Limit (kHz)
	A	B	C	D	
6545	61.360	61.580	-	-	-
6625	82.720	82.940	-	-	-
6705	82.720	82.720	-	-	-
6785	82.500	82.720	-	-	-
6865	51.360	51.360	-	-	-

**Table 74 - 26 dB Bandwidth Results**

Test Frequency (MHz)	99% Bandwidth (MHz)				Limit (kHz)
	A	B	C	D	
6545	58.280	58.280	-	-	-
6625	77.220	77.220	-	-	-
6705	77.000	77.220	-	-	-
6785	77.220	77.220	-	-	-
6865	48.500	48.500	-	-	-

**Table 75 - 99% Bandwidth Results**



Test Configuration			
Frequency Range:	6.525-6.875 GHz	Band:	U-NII-7
Limit Clause(s):	-	Test Method(s):	C63.10 6.9.3 C63.10 12.5.1
Additional Reference(s):	-		

DUT Configuration			
Mode:	802.11ax HE160 SU	Duty Cycle (%):	-
Modulation Coding Scheme:	MCS2x1	DCCF (dB):	-
Antenna Configuration:	MIMO CDD	Peak Antenna Gain (dBi):	-
Active Port(s):	A+B (Core 0 + Core 1)	Active Chain(s):	0+1

Test Frequency (MHz)	26 dB Bandwidth (MHz)				Limit (kHz)
	A	B	C	D	
6505	62.740	62.740	-	-	-
6665	165.900	165.480	-	-	-
6825	133.160	132.740	-	-	-

**Table 76 - 26 dB Bandwidth Results**

Test Frequency (MHz)	99% Bandwidth (MHz)				Limit (kHz)
	A	B	C	D	
6505	58.120	58.120	-	-	-
6665	155.820	155.400	-	-	-
6825	127.280	126.860	-	-	-

**Table 77 - 99% Bandwidth Results**



Test Configuration			
Frequency Range:	6.875-7.125 GHz	Band:	U-NII-8
Limit Clause(s):	-	Test Method(s):	C63.10 6.9.3 C63.10 12.5.1
Additional Reference(s):	-		

DUT Configuration			
Mode:	802.11ax HE20 SU	Duty Cycle (%):	-
Modulation Coding Scheme:	MCS2x1	DCCF (dB):	-
Antenna Configuration:	MIMO CDD	Peak Antenna Gain (dBi):	-
Active Port(s):	A+B (Core 0 + Core 1)	Active Chain(s):	0+1

Test Frequency (MHz)	26 dB Bandwidth (MHz)				Limit (kHz)
	A	B	C	D	
6875	10.620	10.740	-	-	-
6895	21.300	21.240	-	-	-
6995	21.360	21.300	-	-	-
7115	21.240	21.420	-	-	-

**Table 78 - 26 dB Bandwidth Results**

Test Frequency (MHz)	99% Bandwidth (MHz)				Limit (kHz)
	A	B	C	D	
6875	9.540	9.540	-	-	-
6895	19.020	19.020	-	-	-
6995	19.020	19.020	-	-	-
7115	19.020	19.020	-	-	-

**Table 79 - 99% Bandwidth Results**



Test Configuration			
Frequency Range:	6.875-7.125 GHz	Band:	U-NII-8
Limit Clause(s):	-	Test Method(s):	C63.10 6.9.3 C63.10 12.5.1
Additional Reference(s):	-		

DUT Configuration			
Mode:	802.11ax HE40 SU	Duty Cycle (%):	-
Modulation Coding Scheme:	MCS2x1	DCCF (dB):	-
Antenna Configuration:	MIMO CDD	Peak Antenna Gain (dBi):	-
Active Port(s):	A+B (Core 0 + Core 1)	Active Chain(s):	0+1

Test Frequency (MHz)	26 dB Bandwidth (MHz)				Limit (kHz)
	A	B	C	D	
6885	31.000	31.000	-	-	-
6925	41.760	42.000	-	-	-
7005	42.000	42.000	-	-	-
7085	41.880	42.000	-	-	-

**Table 80 - 26 dB Bandwidth Results**

Test Frequency (MHz)	99% Bandwidth (MHz)				Limit (kHz)
	A	B	C	D	
6885	28.840	28.840	-	-	-
6925	38.040	38.040	-	-	-
7005	38.040	38.040	-	-	-
7085	38.040	38.040	-	-	-

**Table 81 - 99% Bandwidth Results**



Test Configuration			
Frequency Range:	6.875-7.125 GHz	Band:	U-NII-8
Limit Clause(s):	-	Test Method(s):	C63.10 6.9.3 C63.10 12.5.1
Additional Reference(s):	-		

DUT Configuration			
Mode:	802.11ax HE80 SU	Duty Cycle (%):	-
Modulation Coding Scheme:	MCS2x1	DCCF (dB):	-
Antenna Configuration:	MIMO CDD	Peak Antenna Gain (dBi):	-
Active Port(s):	A+B (Core 0 + Core 1)	Active Chain(s):	0+1

Test Frequency (MHz)	26 dB Bandwidth (MHz)				Limit (kHz)
	A	B	C	D	
6865	31.140	31.580	-	-	-
6945	82.500	82.720	-	-	-
7025	82.720	82.500	-	-	-

**Table 82 - 26 dB Bandwidth Results**

Test Frequency (MHz)	99% Bandwidth (MHz)				Limit (kHz)
	A	B	C	D	
6865	28.720	28.720	-	-	-
6945	77.220	77.220	-	-	-
7025	77.000	77.440	-	-	-

**Table 83 - 99% Bandwidth Results**



Test Configuration			
Frequency Range:	6.875-7.125 GHz	Band:	U-NII-8
Limit Clause(s):	-	Test Method(s):	C63.10 6.9.3 C63.10 12.5.1
Additional Reference(s):	-		

DUT Configuration			
Mode:	802.11ax HE160 SU	Duty Cycle (%):	-
Modulation Coding Scheme:	MCS2x1	DCCF (dB):	-
Antenna Configuration:	MIMO CDD	Peak Antenna Gain (dBi):	-
Active Port(s):	A+B (Core 0 + Core 1)	Active Chain(s):	0+1

Test Frequency (MHz)	26 dB Bandwidth (MHz)				Limit (kHz)
	A	B	C	D	
6825	32.320	32.320	-	-	-
6985	165.900	165.900	-	-	-

**Table 84 - 26 dB Bandwidth Results**

Test Frequency (MHz)	99% Bandwidth (MHz)				Limit (kHz)
	A	B	C	D	
6825	29.380	29.380	-	-	-
6985	155.400	155.820	-	-	-

**Table 85 - 99% Bandwidth Results**



**MIMO SDM**

Test Configuration			
Frequency Range:	5.925-6.425 GHz	Band:	U-NII-5
Limit Clause(s):	-	Test Method(s):	C63.10 6.9.3 C63.10 12.5.1
Additional Reference(s):	-		

DUT Configuration			
Mode:	802.11ax HE20 SU	Duty Cycle (%):	-
Modulation Coding Scheme:	MCS2x2	DCCF (dB):	-
Antenna Configuration:	MIMO SDM	Peak Antenna Gain (dBi):	-
Active Port(s):	A+B (Core 0 + Core 1)	Active Chain(s):	0+1

Test Frequency (MHz)	26 dB Bandwidth (MHz)				Limit (kHz)
	A	B	C	D	
5955	21.420	21.300	-	-	-
6175	21.300	21.240	-	-	-
6415	21.300	21.300	-	-	-

**Table 86 - 26 dB Bandwidth Results**

Test Frequency (MHz)	99% Bandwidth (MHz)				Limit (kHz)
	A	B	C	D	
5955	19.020	19.080	-	-	-
6175	19.020	19.020	-	-	-
6415	19.080	19.020	-	-	-

**Table 87 - 99% Bandwidth Results**



Test Configuration			
Frequency Range:	5.925-6.425 GHz	Band:	U-NII-5
Limit Clause(s):	-	Test Method(s):	C63.10 6.9.3 C63.10 12.5.1
Additional Reference(s):	-		

DUT Configuration			
Mode:	802.11ax HE40 SU	Duty Cycle (%):	-
Modulation Coding Scheme:	MCS2x2	DCCF (dB):	-
Antenna Configuration:	MIMO SDM	Peak Antenna Gain (dBi):	-
Active Port(s):	A+B (Core 0 + Core 1)	Active Chain(s):	0+1

Test Frequency (MHz)	26 dB Bandwidth (MHz)				Limit (kHz)
	A	B	C	D	
5965	41.880	41.880	-	-	-
6165	42.000	42.000	-	-	-
6405	41.880	42.000	-	-	-

**Table 88 - 26 dB Bandwidth Results**

Test Frequency (MHz)	99% Bandwidth (MHz)				Limit (kHz)
	A	B	C	D	
5965	37.920	37.920	-	-	-
6165	37.920	38.040	-	-	-
6405	37.920	37.920	-	-	-

**Table 89 - 99% Bandwidth Results**





Test Configuration			
Frequency Range:	5.925-6.425 GHz	Band:	U-NII-5
Limit Clause(s):	-	Test Method(s):	C63.10 6.9.3 C63.10 12.5.1
Additional Reference(s):	-		

DUT Configuration			
Mode:	802.11ax HE80 SU	Duty Cycle (%):	-
Modulation Coding Scheme:	MCS2x2	DCCF (dB):	-
Antenna Configuration:	MIMO SDM	Peak Antenna Gain (dBi):	-
Active Port(s):	A+B (Core 0 + Core 1)	Active Chain(s):	0+1

Test Frequency (MHz)	26 dB Bandwidth (MHz)				Limit (kHz)
	A	B	C	D	
5985	82.500	82.500	-	-	-
6145	82.500	82.720	-	-	-
6385	82.500	82.720	-	-	-

**Table 90 - 26 dB Bandwidth Results**

Test Frequency (MHz)	99% Bandwidth (MHz)				Limit (kHz)
	A	B	C	D	
5985	77.220	77.220	-	-	-
6145	77.440	77.440	-	-	-
6385	77.220	77.440	-	-	-

**Table 91 - 99% Bandwidth Results**



Test Configuration			
Frequency Range:	5.925-6.425 GHz	Band:	U-NII-5
Limit Clause(s):	-	Test Method(s):	C63.10 6.9.3 C63.10 12.5.1
Additional Reference(s):	-		

DUT Configuration			
Mode:	802.11ax HE160 SU	Duty Cycle (%):	-
Modulation Coding Scheme:	MCS2x2	DCCF (dB):	-
Antenna Configuration:	MIMO SDM	Peak Antenna Gain (dBi):	-
Active Port(s):	A+B (Core 0 + Core 1)	Active Chain(s):	0+1

Test Frequency (MHz)	26 dB Bandwidth (MHz)				Limit (kHz)
	A	B	C	D	
6025	165.480	165.480	-	-	-
6185	165.060	165.060	-	-	-
6345	165.480	165.900	-	-	-

**Table 92 - 26 dB Bandwidth Results**

Test Frequency (MHz)	99% Bandwidth (MHz)				Limit (kHz)
	A	B	C	D	
6025	155.820	155.820	-	-	-
6185	155.400	155.820	-	-	-
6345	155.820	155.820	-	-	-

**Table 93 - 99% Bandwidth Results**



Test Configuration			
Frequency Range:	6.425-6.525 GHz	Band:	U-NII-6
Limit Clause(s):	-	Test Method(s):	C63.10 6.9.3 C63.10 12.5.1
Additional Reference(s):	-		

DUT Configuration			
Mode:	802.11ax HE20 SU	Duty Cycle (%):	-
Modulation Coding Scheme:	MCS2x2	DCCF (dB):	-
Antenna Configuration:	MIMO SDM	Peak Antenna Gain (dBi):	-
Active Port(s):	A+B (Core 0 + Core 1)	Active Chain(s):	0+1

Test Frequency (MHz)	26 dB Bandwidth (MHz)				Limit (kHz)
	A	B	C	D	
6435	21.360	21.420	-	-	-
6475	21.360	21.420	-	-	-
6515	21.420	21.300	-	-	-

**Table 94 - 26 dB Bandwidth Results**

Test Frequency (MHz)	99% Bandwidth (MHz)				Limit (kHz)
	A	B	C	D	
6435	19.020	19.020	-	-	-
6475	19.080	19.020	-	-	-
6515	19.080	19.020	-	-	-

**Table 95 - 99% Bandwidth Results**



Test Configuration			
Frequency Range:	6.425-6.525 GHz	Band:	U-NII-6
Limit Clause(s):	-	Test Method(s):	C63.10 6.9.3 C63.10 12.5.1
Additional Reference(s):	-		

DUT Configuration			
Mode:	802.11ax HE40 SU	Duty Cycle (%):	-
Modulation Coding Scheme:	MCS2x2	DCCF (dB):	-
Antenna Configuration:	MIMO SDM	Peak Antenna Gain (dBi):	-
Active Port(s):	A+B (Core 0 + Core 1)	Active Chain(s):	0+1

Test Frequency (MHz)	26 dB Bandwidth (MHz)				Limit (kHz)
	A	B	C	D	
6445	41.760	42.000	-	-	-
6485	42.000	42.120	-	-	-
6525	21.120	20.880	-	-	-

**Table 96 - 26 dB Bandwidth Results**

Test Frequency (MHz)	99% Bandwidth (MHz)				Limit (kHz)
	A	B	C	D	
6445	37.920	37.920	-	-	-
6485	37.920	38.040	-	-	-
6525	18.960	18.960	-	-	-

**Table 97 - 99% Bandwidth Results**



Test Configuration			
Frequency Range:	6.425-6.525 GHz	Band:	U-NII-6
Limit Clause(s):	-	Test Method(s):	C63.10 6.9.3 C63.10 12.5.1
Additional Reference(s):	-		

DUT Configuration			
Mode:	802.11ax HE80 SU	Duty Cycle (%):	-
Modulation Coding Scheme:	MCS2x2	DCCF (dB):	-
Antenna Configuration:	MIMO SDM	Peak Antenna Gain (dBi):	-
Active Port(s):	A+B (Core 0 + Core 1)	Active Chain(s):	0+1

Test Frequency (MHz)	26 dB Bandwidth (MHz)				Limit (kHz)
	A	B	C	D	
6465	82.280	82.940	-	-	-
6545	21.140	21.580	-	-	-

**Table 98 - 26 dB Bandwidth Results**

Test Frequency (MHz)	99% Bandwidth (MHz)				Limit (kHz)
	A	B	C	D	
6465	77.220	77.440	-	-	-
6545	18.940	18.940	-	-	-

**Table 99 - 99% Bandwidth Results**



Test Configuration			
Frequency Range:	6.425-6.525 GHz	Band:	U-NII-6
Limit Clause(s):	-	Test Method(s):	C63.10 6.9.3 C63.10 12.5.1
Additional Reference(s):	-		

DUT Configuration			
Mode:	802.11ax HE160 SU	Duty Cycle (%):	-
Modulation Coding Scheme:	MCS2x2	DCCF (dB):	-
Antenna Configuration:	MIMO SDM	Peak Antenna Gain (dBi):	-
Active Port(s):	A+B (Core 0 + Core 1)	Active Chain(s):	0+1

Test Frequency (MHz)	26 dB Bandwidth (MHz)				Limit (kHz)
	A	B	C	D	
6505	99.800	99.800	-	-	-

**Table 100 - 26 dB Bandwidth Results**

Test Frequency (MHz)	99% Bandwidth (MHz)				Limit (kHz)
	A	B	C	D	
6505	97.280	97.280	-	-	-

**Table 101 - 99% Bandwidth Results**



Test Configuration			
Frequency Range:	6.525-6.875 GHz	Band:	U-NII-7
Limit Clause(s):	-	Test Method(s):	C63.10 6.9.3 C63.10 12.5.1
Additional Reference(s):	-		

DUT Configuration			
Mode:	802.11ax HE20 SU	Duty Cycle (%):	-
Modulation Coding Scheme:	MCS2x2	DCCF (dB):	-
Antenna Configuration:	MIMO SDM	Peak Antenna Gain (dBi):	-
Active Port(s):	A+B (Core 0 + Core 1)	Active Chain(s):	0+1

Test Frequency (MHz)	26 dB Bandwidth (MHz)				Limit (kHz)
	A	B	C	D	
6535	21.420	21.300	-	-	-
6695	21.360	21.420	-	-	-
6855	21.360	21.360	-	-	-
6875	10.800	10.740	-	-	-

**Table 102 - 26 dB Bandwidth Results**

Test Frequency (MHz)	99% Bandwidth (MHz)				Limit (kHz)
	A	B	C	D	
6535	19.020	19.080	-	-	-
6695	19.080	19.080	-	-	-
6855	19.020	19.020	-	-	-
6875	9.540	9.540	-	-	-

**Table 103 - 99% Bandwidth Results**



Test Configuration			
Frequency Range:	6.525-6.875 GHz	Band:	U-NII-7
Limit Clause(s):	-	Test Method(s):	C63.10 6.9.3 C63.10 12.5.1
Additional Reference(s):	-		

DUT Configuration			
Mode:	802.11ax HE40 SU	Duty Cycle (%):	-
Modulation Coding Scheme:	MCS2x2	DCCF (dB):	-
Antenna Configuration:	MIMO SDM	Peak Antenna Gain (dBi):	-
Active Port(s):	A+B (Core 0 + Core 1)	Active Chain(s):	0+1

Test Frequency (MHz)	26 dB Bandwidth (MHz)				Limit (kHz)
	A	B	C	D	
6525	21.000	21.120	-	-	-
6565	42.240	42.000	-	-	-
6685	42.000	42.120	-	-	-
6845	42.000	41.760	-	-	-
6885	10.880	10.880	-	-	-

**Table 104 - 26 dB Bandwidth Results**

Test Frequency (MHz)	99% Bandwidth (MHz)				Limit (kHz)
	A	B	C	D	
6525	18.960	19.080	-	-	-
6565	37.920	38.040	-	-	-
6685	37.920	37.920	-	-	-
6845	37.920	37.920	-	-	-
6885	9.200	9.200	-	-	-

**Table 105 - 99% Bandwidth Results**





Test Configuration			
Frequency Range:	6.525-6.875 GHz	Band:	U-NII-7
Limit Clause(s):	-	Test Method(s):	C63.10 6.9.3 C63.10 12.5.1
Additional Reference(s):	-		

DUT Configuration			
Mode:	802.11ax HE80 SU	Duty Cycle (%):	-
Modulation Coding Scheme:	MCS2x2	DCCF (dB):	-
Antenna Configuration:	MIMO SDM	Peak Antenna Gain (dBi):	-
Active Port(s):	A+B (Core 0 + Core 1)	Active Chain(s):	0+1

Test Frequency (MHz)	26 dB Bandwidth (MHz)				Limit (kHz)
	A	B	C	D	
6545	61.140	61.360	-	-	-
6625	82.720	82.500	-	-	-
6705	82.280	82.500	-	-	-
6785	82.500	82.500	-	-	-
6865	51.580	51.580	-	-	-

**Table 106 - 26 dB Bandwidth Results**

Test Frequency (MHz)	99% Bandwidth (MHz)				Limit (kHz)
	A	B	C	D	
6545	58.280	58.280	-	-	-
6625	77.220	77.440	-	-	-
6705	77.220	77.220	-	-	-
6785	77.220	77.000	-	-	-
6865	48.500	48.500	-	-	-

**Table 107 - 99% Bandwidth Results**



Test Configuration			
Frequency Range:	6.525-6.875 GHz	Band:	U-NII-7
Limit Clause(s):	-	Test Method(s):	C63.10 6.9.3 C63.10 12.5.1
Additional Reference(s):	-		

DUT Configuration			
Mode:	802.11ax HE160 SU	Duty Cycle (%):	-
Modulation Coding Scheme:	MCS2x2	DCCF (dB):	-
Antenna Configuration:	MIMO SDM	Peak Antenna Gain (dBi):	-
Active Port(s):	A+B (Core 0 + Core 1)	Active Chain(s):	0+1

Test Frequency (MHz)	26 dB Bandwidth (MHz)				Limit (kHz)
	A	B	C	D	
6505	63.160	62.740	-	-	-
6665	166.320	165.900	-	-	-
6825	132.740	132.740	-	-	-

**Table 108 - 26 dB Bandwidth Results**

Test Frequency (MHz)	99% Bandwidth (MHz)				Limit (kHz)
	A	B	C	D	
6505	58.540	58.540	-	-	-
6665	156.240	155.400	-	-	-
6825	127.280	126.860	-	-	-

**Table 109 - 99% Bandwidth Results**



Test Configuration			
Frequency Range:	6.875-7.125 GHz	Band:	U-NII-8
Limit Clause(s):	-	Test Method(s):	C63.10 6.9.3 C63.10 12.5.1
Additional Reference(s):	-		

DUT Configuration			
Mode:	802.11ax HE20 SU	Duty Cycle (%):	-
Modulation Coding Scheme:	MCS2x2	DCCF (dB):	-
Antenna Configuration:	MIMO SDM	Peak Antenna Gain (dBi):	-
Active Port(s):	A+B (Core 0 + Core 1)	Active Chain(s):	0+1

Test Frequency (MHz)	26 dB Bandwidth (MHz)				Limit (kHz)
	A	B	C	D	
6875	10.680	10.620	-	-	-
6895	21.360	21.300	-	-	-
6995	21.300	21.300	-	-	-
7115	21.420	21.300	-	-	-

**Table 110 - 26 dB Bandwidth Results**

Test Frequency (MHz)	99% Bandwidth (MHz)				Limit (kHz)
	A	B	C	D	
6875	9.540	9.540	-	-	-
6895	19.020	19.020	-	-	-
6995	19.020	19.020	-	-	-
7115	19.020	19.020	-	-	-

**Table 111 - 99% Bandwidth Results**



Test Configuration			
Frequency Range:	6.875-7.125 GHz	Band:	U-NII-8
Limit Clause(s):	-	Test Method(s):	C63.10 6.9.3 C63.10 12.5.1
Additional Reference(s):	-		

DUT Configuration			
Mode:	802.11ax HE40 SU	Duty Cycle (%):	-
Modulation Coding Scheme:	MCS2x2	DCCF (dB):	-
Antenna Configuration:	MIMO SDM	Peak Antenna Gain (dBi):	-
Active Port(s):	A+B (Core 0 + Core 1)	Active Chain(s):	0+1

Test Frequency (MHz)	26 dB Bandwidth (MHz)				Limit (kHz)
	A	B	C	D	
6885	31.000	31.120	-	-	-
6925	42.000	42.000	-	-	-
7005	41.880	42.000	-	-	-
7085	42.000	42.000	-	-	-

**Table 112 - 26 dB Bandwidth Results**

Test Frequency (MHz)	99% Bandwidth (MHz)				Limit (kHz)
	A	B	C	D	
6885	28.840	28.840	-	-	-
6925	37.920	37.920	-	-	-
7005	37.920	38.040	-	-	-
7085	37.920	38.160	-	-	-

**Table 113 - 99% Bandwidth Results**



Test Configuration			
Frequency Range:	6.875-7.125 GHz	Band:	U-NII-8
Limit Clause(s):	-	Test Method(s):	C63.10 6.9.3 C63.10 12.5.1
Additional Reference(s):	-		

DUT Configuration			
Mode:	802.11ax HE80 SU	Duty Cycle (%):	-
Modulation Coding Scheme:	MCS2x2	DCCF (dB):	-
Antenna Configuration:	MIMO SDM	Peak Antenna Gain (dBi):	-
Active Port(s):	A+B (Core 0 + Core 1)	Active Chain(s):	0+1

Test Frequency (MHz)	26 dB Bandwidth (MHz)				Limit (kHz)
	A	B	C	D	
6865	31.360	31.360	-	-	-
6945	82.720	82.500	-	-	-
7025	82.720	82.500	-	-	-

**Table 114 - 26 dB Bandwidth Results**

Test Frequency (MHz)	99% Bandwidth (MHz)				Limit (kHz)
	A	B	C	D	
6865	28.720	28.720	-	-	-
6945	77.000	77.220	-	-	-
7025	77.440	77.000	-	-	-

**Table 115 - 99% Bandwidth Results**



Test Configuration			
Frequency Range:	6.875-7.125 GHz	Band:	U-NII-8
Limit Clause(s):	-	Test Method(s):	C63.10 6.9.3 C63.10 12.5.1
Additional Reference(s):	-		

DUT Configuration			
Mode:	802.11ax HE160 SU	Duty Cycle (%):	-
Modulation Coding Scheme:	MCS2x2	DCCF (dB):	-
Antenna Configuration:	MIMO SDM	Peak Antenna Gain (dBi):	-
Active Port(s):	A+B (Core 0 + Core 1)	Active Chain(s):	0+1

Test Frequency (MHz)	26 dB Bandwidth (MHz)				Limit (kHz)
	A	B	C	D	
6825	32.320	32.740	-	-	-
6985	165.900	165.480	-	-	-

**Table 116 - 26 dB Bandwidth Results**

Test Frequency (MHz)	99% Bandwidth (MHz)				Limit (kHz)
	A	B	C	D	
6825	29.380	29.380	-	-	-
6985	156.240	156.240	-	-	-

**Table 117 - 99% Bandwidth Results**



TxBF

Test Configuration			
Frequency Range:	5.925-6.425 GHz	Band:	U-NII-5
Limit Clause(s):	-	Test Method(s):	C63.10 6.9.3 C63.10 12.5.2
Additional Reference(s):	-		

DUT Configuration			
Mode:	802.11ax HE20 SU	Duty Cycle (%):	-
Modulation Coding Scheme:	MCS2x1	DCCF (dB):	-
Antenna Configuration:	TxBF	Peak Antenna Gain (dBi):	-
Active Port(s):	A+B (Core 0 + Core 1)	Active Chain(s):	0+1

Test Frequency (MHz)	26 dB Bandwidth (MHz)				Limit (kHz)
	A	B	C	D	
5955	21.88	21.09	-	-	-
6115	21.53	21.09	-	-	-
6255	22.09	22.06	-	-	-

**Table 118 - 26 dB Bandwidth Results**

Test Frequency (MHz)	99% Bandwidth (MHz)				Limit (kHz)
	A	B	C	D	
5955	19.134	19.159	-	-	-
6115	18.997	19.226	-	-	-
6255	19.369	19.347	-	-	-

**Table 119 - 99% Bandwidth Results**



Test Configuration			
Frequency Range:	5.925-6.425 GHz	Band:	U-NII-5
Limit Clause(s):	-	Test Method(s):	C63.10 6.9.3 C63.10 12.5.2
Additional Reference(s):	-		

DUT Configuration			
Mode:	802.11ax HE40 SU	Duty Cycle (%):	-
Modulation Coding Scheme:	MCS2x1	DCCF (dB):	-
Antenna Configuration:	TxBF	Peak Antenna Gain (dBi):	-
Active Port(s):	A+B (Core 0 + Core 1)	Active Chain(s):	0+1

Test Frequency (MHz)	26 dB Bandwidth (MHz)				Limit (kHz)
	A	B	C	D	
5965	43.06	42.52	-	-	-
6125	42.99	42.24	-	-	-
6405	43.15	42.74	-	-	-

**Table 120 - 26 dB Bandwidth Results**

Test Frequency (MHz)	99% Bandwidth (MHz)				Limit (kHz)
	A	B	C	D	
5965	38.502	38.598	-	-	-
6125	38.387	38.430	-	-	-
6405	38.592	38.465	-	-	-

**Table 121 - 99% Bandwidth Results**





Test Configuration			
Frequency Range:	5.925-6.425 GHz	Band:	U-NII-5
Limit Clause(s):	-	Test Method(s):	C63.10 6.9.3 C63.10 12.5.2
Additional Reference(s):	-		

DUT Configuration			
Mode:	802.11ax HE80 SU	Duty Cycle (%):	-
Modulation Coding Scheme:	MCS2x1	DCCF (dB):	-
Antenna Configuration:	TxBF	Peak Antenna Gain (dBi):	-
Active Port(s):	A+B (Core 0 + Core 1)	Active Chain(s):	0+1

Test Frequency (MHz)	26 dB Bandwidth (MHz)				Limit (kHz)
	A	B	C	D	
5985	82.24	82.46	-	-	-
6145	81.49	81.58	-	-	-
6385	81.66	81.55	-	-	-

**Table 122 - 26 dB Bandwidth Results**

Test Frequency (MHz)	99% Bandwidth (MHz)				Limit (kHz)
	A	B	C	D	
5985	77.285	77.076	-	-	-
6145	77.037	77.226	-	-	-
6385	77.268	77.147	-	-	-

**Table 123 - 99% Bandwidth Results**



Test Configuration			
Frequency Range:	6.425-6.525 GHz	Band:	U-NII-6
Limit Clause(s):	-	Test Method(s):	C63.10 6.9.3 C63.10 12.5.2
Additional Reference(s):	-		

DUT Configuration			
Mode:	802.11ax HE40 SU	Duty Cycle (%):	-
Modulation Coding Scheme:	MCS2x1	DCCF (dB):	-
Antenna Configuration:	TxBF	Peak Antenna Gain (dBi):	-
Active Port(s):	A+B (Core 0 + Core 1)	Active Chain(s):	0+1

Test Frequency (MHz)	26 dB Bandwidth (MHz)				Limit (kHz)
	A	B	C	D	
6445	45.59	43.00	-	-	-
6485	42.90	42.35	-	-	-
6525	24.03	27.09	-	-	-

**Table 124 - 26 dB Bandwidth Results**

Test Frequency (MHz)	99% Bandwidth (MHz)				Limit (kHz)
	A	B	C	D	
6445	38.693	38.581	-	-	-
6485	38.151	38.321	-	-	-
6525	19.320	18.960	-	-	-

**Table 125 - 99% Bandwidth Results**



Test Configuration			
Frequency Range:	6.425-6.525 GHz	Band:	U-NII-6
Limit Clause(s):	-	Test Method(s):	C63.10 6.9.3 C63.10 12.5.2
Additional Reference(s):	-		

DUT Configuration			
Mode:	802.11ax HE80 SU	Duty Cycle (%):	-
Modulation Coding Scheme:	MCS2x1	DCCF (dB):	-
Antenna Configuration:	TxBF	Peak Antenna Gain (dBi):	-
Active Port(s):	A+B (Core 0 + Core 1)	Active Chain(s):	0+1

Test Frequency (MHz)	26 dB Bandwidth (MHz)				Limit (kHz)
	A	B	C	D	
6465	81.54	81.55	-	-	-
6545	21.69	30.40	-	-	-

**Table 126 - 26 dB Bandwidth Results**

Test Frequency (MHz)	99% Bandwidth (MHz)				Limit (kHz)
	A	B	C	D	
6465	77.180	77.126	-	-	-
6545	19.440	19.320	-	-	-

**Table 127 - 99% Bandwidth Results**



Test Configuration			
Frequency Range:	6.525-6.875 GHz	Band:	U-NII-7
Limit Clause(s):	-	Test Method(s):	C63.10 6.9.3 C63.10 12.5.2
Additional Reference(s):	-		

DUT Configuration			
Mode:	802.11ax HE40 SU	Duty Cycle (%):	-
Modulation Coding Scheme:	MCS2x1	DCCF (dB):	-
Antenna Configuration:	TxBF	Peak Antenna Gain (dBi):	-
Active Port(s):	A+B (Core 0 + Core 1)	Active Chain(s):	0+1

Test Frequency (MHz)	26 dB Bandwidth (MHz)				Limit (kHz)
	A	B	C	D	
6525	23.45	24.53	-	-	-
6565	43.49	42.05	-	-	-
6685	42.95	42.93	-	-	-
6845	42.53	42.85	-	-	-
6885	32.80	26.99	-	-	-

**Table 128 - 26 dB Bandwidth Results**

Test Frequency (MHz)	99% Bandwidth (MHz)				Limit (kHz)
	A	B	C	D	
6525	19.200	19.080	-	-	-
6565	38.521	38.291	-	-	-
6685	38.681	38.153	-	-	-
6845	38.864	38.330	-	-	-
6885	9.960	9.720	-	-	-

**Table 129 - 99% Bandwidth Results**



Test Configuration			
Frequency Range:	6.525-6.875 GHz	Band:	U-NII-7
Limit Clause(s):	-	Test Method(s):	C63.10 6.9.3 C63.10 12.5.2
Additional Reference(s):	-		

DUT Configuration			
Mode:	802.11ax HE80 SU	Duty Cycle (%):	-
Modulation Coding Scheme:	MCS2x1	DCCF (dB):	-
Antenna Configuration:	TxBF	Peak Antenna Gain (dBi):	-
Active Port(s):	A+B (Core 0 + Core 1)	Active Chain(s):	0+1

Test Frequency (MHz)	26 dB Bandwidth (MHz)				Limit (kHz)
	A	B	C	D	
6545	21.08	23.99	-	-	-
6625	81.59	81.65	-	-	-
6705	81.58	81.65	-	-	-
6785	81.64	81.52	-	-	-
6865	21.65	22.63	-	-	-

**Table 130 - 26 dB Bandwidth Results**

Test Frequency (MHz)	99% Bandwidth (MHz)				Limit (kHz)
	A	B	C	D	
6545	58.080	58.080	-	-	-
6625	77.228	77.187	-	-	-
6705	77.139	77.176	-	-	-
6785	77.201	77.216	-	-	-
6865	48.720	48.480	-	-	-

**Table 131 - 99% Bandwidth Results**



Test Configuration			
Frequency Range:	6.875-7.125 GHz	Band:	U-NII-8
Limit Clause(s):	-	Test Method(s):	C63.10 6.9.3 C63.10 12.5.2
Additional Reference(s):	-		

DUT Configuration			
Mode:	802.11ax HE40 SU	Duty Cycle (%):	-
Modulation Coding Scheme:	MCS2x1	DCCF (dB):	-
Antenna Configuration:	TxBF	Peak Antenna Gain (dBi):	-
Active Port(s):	A+B (Core 0 + Core 1)	Active Chain(s):	0+1

Test Frequency (MHz)	26 dB Bandwidth (MHz)				Limit (kHz)
	A	B	C	D	
6885	22.29	23.80	-	-	-
6925	43.48	42.93	-	-	-
7005	42.79	42.77	-	-	-
7085	42.96	41.91	-	-	-

**Table 132 - 26 dB Bandwidth Results**

Test Frequency (MHz)	99% Bandwidth (MHz)				Limit (kHz)
	A	B	C	D	
6885	29.040	29.040	-	-	-
6925	38.879	38.526	-	-	-
7005	38.559	38.598	-	-	-
7085	38.760	38.355	-	-	-

**Table 133 - 99% Bandwidth Results**



Test Configuration			
Frequency Range:	6.875-7.125 GHz	Band:	U-NII-8
Limit Clause(s):	-	Test Method(s):	C63.10 6.9.3 C63.10 12.5.2
Additional Reference(s):	-		

DUT Configuration			
Mode:	802.11ax HE80 SU	Duty Cycle (%):	-
Modulation Coding Scheme:	MCS2x1	DCCF (dB):	-
Antenna Configuration:	TxBF	Peak Antenna Gain (dBi):	-
Active Port(s):	A+B (Core 0 + Core 1)	Active Chain(s):	0+1

Test Frequency (MHz)	26 dB Bandwidth (MHz)				Limit (kHz)
	A	B	C	D	
6865	24.82	22.82	-	-	-
6945	81.56	81.59	-	-	-
7025	81.58	81.63	-	-	-

**Table 134 - 26 dB Bandwidth Results**

Test Frequency (MHz)	99% Bandwidth (MHz)				Limit (kHz)
	A	B	C	D	
6865	28.560	28.560	-	-	-
6945	77.102	77.200	-	-	-
7025	77.164	77.182	-	-	-

**Table 135 - 99% Bandwidth Results**

FCC Part 15E, Limit Clause 15.407 (a)(10)

The maximum transmitter channel bandwidth for U-NII devices in the 5.925–7.125 GHz band is 320 megahertz.

ISED RSS-248, Limit Clause 4.4

The occupied bandwidth shall not exceed 320 MHz.



**2.1.7 Test Location and Test Equipment Used**

This test was carried out in RF Laboratory 14.

Instrument	Manufacturer	Type No.	TE No.	Calibration Period (months)	Calibration Expiry Date
Hygrometer	Rotronic	I-1000	3068	12	21-Sep-2023
1800-6000 MHz Power Splitter	Mini-Circuits	ZN2PD-63-S+	4055	-	O/P Mon
Multi-GNSS Simulator (GPS)	Spirent	GSS6700	4596	12	22-Aug-2023
Power splitter - 2 port	Mini-Circuits	ZN2PD-63-S+	4743	12	30-Nov-2023
EXA	Keysight Technologies	N9010B	4968	24	19-Jan-2024
Network Analyser	Keysight Technologies	E5063A	5018	12	29-Sep-2023
Cable (18 GHz)	Rosenberger	LU7-071-1000	5096	12	23-Oct-2023
Cable (18 GHz)	Rosenberger	LU7-071-1000	5100	12	23-Oct-2023
Electronic Calibration Module	Keysight Technologies	85093C	5188	12	09-Sep-2023
AC Programmable Power Supply	iTech	IT7324	5227	-	O/P Mon
Attenuator 5W 30dB DC-18GHz	Aaren	AT40A-4041-D18-30	5504	12	21-Apr-2023
Directional Coupler 2-8GHz	RF-Lambda	RFDC2G8G10	5765	-	O/P Mon
Directional Coupler 2-8GHz	RF-Lambda	RFDC2G8G10	5766	-	O/P Mon
1500VA AC Power Supply	iTech	IT7324	5907	-	O/P Mon
MXA Signal Analyser	Keysight Technologies	N9020B	5919	24	13-Mar-2024
Signal Conditioning Unit	TUV SUD	SPECTRUM_SCU001	5932	12	10-May-2023
Digital Multimeter	Fluke	115	6145	12	17-Jun-2023
Signal Conditioning Unit	TUV SUD	SPECTRUM_SCU005	6350	-	O/P Mon

**Table 136**

O/P Mon - Output Monitored using calibrated equipment





## **2.2 Maximum Conducted Output Power**

### **2.2.1 Specification Reference**

FCC 47 CFR Part 15E, Clause 15.407 (a)  
ISED RSS-248, Clause 4.6  
ISED RSS-GEN, Clause 6.12

### **2.2.2 Equipment Under Test and Modification State**

A2901, S/N: PXC62W93WY - Modification State 0  
A2901, S/N: HP6G34CY6M - Modification State 0  
A2901, S/N: XJCFQ12HP6 - Modification State 0

### **2.2.3 Date of Test**

03-April-2023 to 14-April-2023

### **2.2.4 Test Method**

This test was performed in accordance with KDB 789033 clause E.3b (gated RF average power meter). Transmit beamforming and all straddle channels were performed in accordance with KDB 789033 clause E.2d (SA-2). Only the portion of the power from the channel falling into the band of operation is reported.

MIMO output port summing was performed in accordance with KDB 662911 D01.

The EUT has equal conducted powers on all ports for each mode of operation, but unequal antenna gains. Therefore, for SISO and 2TX MIMO modes the EUT was tested on the ports with the highest antenna gain combinations which would result in the highest EIRP output power.

For the CDD results the directional gain was calculated in accordance with clause F)2)f)(ii) using the calculations from F)2)f)(i) with worst-case individual gain and an array gain of zero.

For SDM modes Directional Gain was calculated in accordance with clause F)2)d)(ii).

For transmit beamforming (TxBF) mode it was calculated in accordance with clause F)2)d)(i).

### **2.2.5 Environmental Conditions**

Ambient Temperature	20.9 - 22.1 °C
Relative Humidity	31.5 - 39.4 %



**2.2.6 Test Results**

6 GHz WLAN

SISO

Test Configuration			
Frequency Range:	5.925-6.425 GHz	Band:	U-NII-5
Limit Clause(s):	15.407(a)(7) RSS-248	Test Method(s):	C63.10 12.4.3.2
Additional Reference(s):	-		

DUT Configuration			
Mode:	802.11a	Duty Cycle (%):	97.9
Data Rate:	12 Mbps	DCCF (dB):	-
Antenna Configuration:	SISO	Peak Antenna Gain (dBi):	4.22
Active Port(s):	A (Core 0)	Active Chain(s):	0

Test Frequency (MHz)	Maximum Conducted Output Power (dBm)					Gain (dBi)	EIRP (dBm)	EIRP Limit (dBm)	EIRP Margin (dB)
	A	B	C	D	Σ				
5955	6.31	-	-	-	-	1.83	8.14	24.00	-15.86
6175	5.70	-	-	-	-	1.41	7.11	24.00	-16.89
6415	4.12	-	-	-	-	4.22	8.34	24.00	-15.66

**Table 137 - Maximum Conducted (average) Output Power Results**

Test Configuration			
Frequency Range:	5.925-6.425 GHz	Band:	U-NII-5
Limit Clause(s):	15.407(a)(7) RSS-248	Test Method(s):	C63.10 12.4.3.2
Additional Reference(s):	-		

DUT Configuration			
Mode:	802.11ax HE20 SU	Duty Cycle (%):	96.3
Modulation Coding Scheme:	MCS2x1	DCCF (dB):	-
Antenna Configuration:	SISO	Peak Antenna Gain (dBi):	4.22
Active Port(s):	A (Core 0)	Active Chain(s):	0

Test Frequency (MHz)	Maximum Conducted Output Power (dBm)					Gain (dBi)	EIRP (dBm)	EIRP Limit (dBm)	EIRP Margin (dB)
	A	B	C	D	Σ				
5955	6.77	-	-	-	-	1.83	8.60	24.00	-15.40
6175	6.39	-	-	-	-	1.41	7.80	24.00	-16.20
6415	4.49	-	-	-	-	4.22	8.71	24.00	-15.29

**Table 138 - Maximum Conducted (average) Output Power Results**



Test Configuration			
Frequency Range:	5.925-6.425 GHz	Band:	U-NII-5
Limit Clause(s):	15.407(a)(7) RSS-248	Test Method(s):	C63.10 12.4.3.2
Additional Reference(s):	-		

DUT Configuration			
Mode:	802.11ax HE40 SU	Duty Cycle (%):	96.2
Modulation Coding Scheme:	MCS2x1	DCCF (dB):	-
Antenna Configuration:	SISO	Peak Antenna Gain (dBi):	4.22
Active Port(s):	A (Core 0)	Active Chain(s):	0

Test Frequency (MHz)	Maximum Conducted Output Power (dBm)					Gain (dBi)	EIRP (dBm)	EIRP Limit (dBm)	EIRP Margin (dB)
	A	B	C	D	Σ				
5965	9.48	-	-	-	-	1.83	11.31	24.00	-12.69
6165	8.83	-	-	-	-	1.41	10.24	24.00	-13.76
6405	6.91	-	-	-	-	4.22	11.13	24.00	-12.87

**Table 139 - Maximum Conducted (average) Output Power Results**

Test Configuration			
Frequency Range:	5.925-6.425 GHz	Band:	U-NII-5
Limit Clause(s):	15.407(a)(7) RSS-248	Test Method(s):	C63.10 12.4.3.2
Additional Reference(s):	-		

DUT Configuration			
Mode:	802.11ax HE80 SU	Duty Cycle (%):	95.9
Modulation Coding Scheme:	MCS2x1	DCCF (dB):	-
Antenna Configuration:	SISO	Peak Antenna Gain (dBi):	4.22
Active Port(s):	A (Core 0)	Active Chain(s):	0

Test Frequency (MHz)	Maximum Conducted Output Power (dBm)					Gain (dBi)	EIRP (dBm)	EIRP Limit (dBm)	EIRP Margin (dB)
	A	B	C	D	Σ				
5985	12.47	-	-	-	-	1.83	14.30	24.00	-9.70
6145	11.69	-	-	-	-	1.41	13.10	24.00	-10.90
6385	10.13	-	-	-	-	4.22	14.35	24.00	-9.65

**Table 140 - Maximum Conducted (average) Output Power Results**



Test Configuration			
Frequency Range:	5.925-6.425 GHz	Band:	U-NII-5
Limit Clause(s):	15.407(a)(7) RSS-248	Test Method(s):	C63.10 12.4.3.2
Additional Reference(s):	-		

DUT Configuration			
Mode:	802.11ax HE160 SU	Duty Cycle (%):	93.4
Modulation Coding Scheme:	MCS2x1	DCCF (dB):	-
Antenna Configuration:	SISO	Peak Antenna Gain (dBi):	4.22
Active Port(s):	A (Core 0)	Active Chain(s):	0

Test Frequency (MHz)	Maximum Conducted Output Power (dBm)					Gain (dBi)	EIRP (dBm)	EIRP Limit (dBm)	EIRP Margin (dB)
	A	B	C	D	Σ				
6025	15.30	-	-	-	-	1.83	17.13	24.00	-6.87
6185	14.94	-	-	-	-	1.41	16.35	24.00	-7.65
6345	13.18	-	-	-	-	4.22	17.40	24.00	-6.60

**Table 141 - Maximum Conducted (average) Output Power Results**

Test Configuration			
Frequency Range:	6.425-6.525 GHz	Band:	U-NII-6
Limit Clause(s):	15.407(a)(7) RSS-248	Test Method(s):	C63.10 12.4.3.2
Additional Reference(s):	-		

DUT Configuration			
Mode:	802.11a	Duty Cycle (%):	97.9
Data Rate:	12 Mbps	DCCF (dB):	-
Antenna Configuration:	SISO	Peak Antenna Gain (dBi):	4.67
Active Port(s):	A (Core 0)	Active Chain(s):	0

Test Frequency (MHz)	Maximum Conducted Output Power (dBm)					Gain (dBi)	EIRP (dBm)	EIRP Limit (dBm)	EIRP Margin (dB)
	A	B	C	D	Σ				
6435	3.63	-	-	-	-	4.67	8.30	24.00	-15.70
6475	3.47	-	-	-	-	4.67	8.14	24.00	-15.86
6515	3.43	-	-	-	-	4.67	8.10	24.00	-15.90

**Table 142 - Maximum Conducted (average) Output Power Results**



Test Configuration			
Frequency Range:	6.425-6.525 GHz	Band:	U-NII-6
Limit Clause(s):	15.407(a)(7) RSS-248	Test Method(s):	C63.10 12.4.3.2
Additional Reference(s):	-		

DUT Configuration			
Mode:	802.11ax HE20 SU	Duty Cycle (%):	96.5
Modulation Coding Scheme:	MCS2x1	DCCF (dB):	-
Antenna Configuration:	SISO	Peak Antenna Gain (dBi):	4.67
Active Port(s):	A (Core 0)	Active Chain(s):	0

Test Frequency (MHz)	Maximum Conducted Output Power (dBm)					Gain (dBi)	EIRP (dBm)	EIRP Limit (dBm)	EIRP Margin (dB)
	A	B	C	D	Σ				
6435	3.90	-	-	-	-	4.67	8.57	24.00	-15.43
6475	4.10	-	-	-	-	4.67	8.77	24.00	-15.23
6515	4.06	-	-	-	-	4.67	8.73	24.00	-15.27

**Table 143 - Maximum Conducted (average) Output Power Results**

Test Configuration			
Frequency Range:	6.425-6.525 GHz	Band:	U-NII-6
Limit Clause(s):	15.407(a)(7) RSS-248	Test Method(s):	C63.10 12.4.2.4 C63.10 12.4.3.2
Additional Reference(s):	-		
Note(s):	Straddle channel power was measured using the appropriate SA test method. DCCF was added to the spectrum analyser reference level offset.		

DUT Configuration			
Mode:	802.11ax HE40 SU	Duty Cycle (%):	96.4
Modulation Coding Scheme:	MCS2x1	DCCF (dB):	0.16
Antenna Configuration:	SISO	Peak Antenna Gain (dBi):	4.67
Active Port(s):	A (Core 0)	Active Chain(s):	0

Test Frequency (MHz)	Maximum Conducted Output Power (dBm)					Gain (dBi)	EIRP (dBm)	EIRP Limit (dBm)	EIRP Margin (dB)
	A	B	C	D	Σ				
6445	6.54	-	-	-	-	4.67	11.21	24.00	-12.79
6485	6.45	-	-	-	-	4.67	11.12	24.00	-12.88
6525	3.43	-	-	-	-	4.67	8.10	24.00	-15.90

**Table 144 - Maximum Conducted (average) Output Power Results**



Test Configuration			
Frequency Range:	6.425-6.525 GHz	Band:	U-NII-6
Limit Clause(s):	15.407(a)(7) RSS-248	Test Method(s):	C63.10 12.4.2.4 C63.10 12.4.3.2
Additional Reference(s):	-		
Note(s):	Straddle channel power was measured using the appropriate SA test method. DCCF was added to the spectrum analyser reference level offset.		

DUT Configuration			
Mode:	802.11ax HE80 SU	Duty Cycle (%):	96.2
Modulation Coding Scheme:	MCS2x1	DCCF (dB):	0.17
Antenna Configuration:	SISO	Peak Antenna Gain (dBi):	4.67
Active Port(s):	A (Core 0)	Active Chain(s):	0

Test Frequency (MHz)	Maximum Conducted Output Power (dBm)					Gain (dBi)	EIRP (dBm)	EIRP Limit (dBm)	EIRP Margin (dB)
	A	B	C	D	Σ				
6465	9.48	-	-	-	-	4.67	14.15	24.00	-9.85
6545	3.18	-	-	-	-	4.67	7.85	24.00	-16.15

**Table 145 - Maximum Conducted (average) Output Power Results**

Test Configuration			
Frequency Range:	6.425-6.525 GHz	Band:	U-NII-6
Limit Clause(s):	15.407(a)(7) RSS-248	Test Method(s):	C63.10 12.4.2.4
Additional Reference(s):	-		
Note(s):	Straddle channel power was measured using the appropriate SA test method. DCCF was added to the spectrum analyser reference level offset.		

DUT Configuration			
Mode:	802.11ax HE160 SU	Duty Cycle (%):	93.3
Modulation Coding Scheme:	MCS2x1	DCCF (dB):	0.30
Antenna Configuration:	SISO	Peak Antenna Gain (dBi):	4.67
Active Port(s):	A (Core 0)	Active Chain(s):	0

Test Frequency (MHz)	Maximum Conducted Output Power (dBm)					Gain (dBi)	EIRP (dBm)	EIRP Limit (dBm)	EIRP Margin (dB)
	A	B	C	D	Σ				
6505	11.14	-	-	-	-	4.67	15.81	24.00	-8.19

**Table 146 - Maximum Conducted (average) Output Power Results**



Test Configuration			
Frequency Range:	6.525-6.875 GHz	Band:	U-NII-7
Limit Clause(s):	15.407(a)(7) RSS-248	Test Method(s):	C63.10 12.4.2.4 C63.10 12.4.3.2
Additional Reference(s):	-		
Note(s):	Straddle channel power was measured using the appropriate SA test method. DCCF was added to the spectrum analyser reference level offset.		

DUT Configuration			
Mode:	802.11a	Duty Cycle (%):	97.8
Data Rate:	12 Mbps	DCCF (dB):	0.09
Antenna Configuration:	SISO	Peak Antenna Gain (dBi):	3.88
Active Port(s):	A (Core 0)	Active Chain(s):	0

Test Frequency (MHz)	Maximum Conducted Output Power (dBm)					Gain (dBi)	EIRP (dBm)	EIRP Limit (dBm)	EIRP Margin (dB)
	A	B	C	D	Σ				
6535	4.33	-	-	-	-	3.88	8.21	24.00	-15.79
6695	4.26	-	-	-	-	3.88	8.14	24.00	-15.86
6855	4.22	-	-	-	-	3.88	8.10	24.00	-15.90
6875	1.26	-	-	-	-	3.88	5.14	24.00	-18.86

**Table 147 - Maximum Conducted (average) Output Power Results**

Test Configuration			
Frequency Range:	6.525-6.875 GHz	Band:	U-NII-7
Limit Clause(s):	15.407(a)(7) RSS-248	Test Method(s):	C63.10 12.4.2.4 C63.10 12.4.3.2
Additional Reference(s):	-		
Note(s):	Straddle channel power was measured using the appropriate SA test method. DCCF was added to the spectrum analyser reference level offset.		

DUT Configuration			
Mode:	802.11ax HE20 SU	Duty Cycle (%):	96.5
Modulation Coding Scheme:	MCS2x1	DCCF (dB):	0.16
Antenna Configuration:	SISO	Peak Antenna Gain (dBi):	3.88
Active Port(s):	A (Core 0)	Active Chain(s):	0

Test Frequency (MHz)	Maximum Conducted Output Power (dBm)					Gain (dBi)	EIRP (dBm)	EIRP Limit (dBm)	EIRP Margin (dB)
	A	B	C	D	Σ				
6535	4.96	-	-	-	-	3.88	8.84	24.00	-15.16
6695	4.74	-	-	-	-	3.88	8.62	24.00	-15.38
6855	4.76	-	-	-	-	3.88	8.64	24.00	-15.36
6875	1.75	-	-	-	-	3.88	5.63	24.00	-18.37

**Table 148 - Maximum Conducted (average) Output Power Results**



Test Configuration			
Frequency Range:	6.525-6.875 GHz	Band:	U-NII-7
Limit Clause(s):	15.407(a)(7) RSS-248	Test Method(s):	C63.10 12.4.2.4 C63.10 12.4.3.2
Additional Reference(s):	-		
Note(s):	Straddle channel power was measured using the appropriate SA test method. DCCF was added to the spectrum analyser reference level offset.		

DUT Configuration			
Mode:	802.11ax HE40 SU	Duty Cycle (%):	96.2
Modulation Coding Scheme:	MCS2x1	DCCF (dB):	0.17
Antenna Configuration:	SISO	Peak Antenna Gain (dBi):	3.88
Active Port(s):	A (Core 0)	Active Chain(s):	0

Test Frequency (MHz)	Maximum Conducted Output Power (dBm)					Gain (dBi)	EIRP (dBm)	EIRP Limit (dBm)	EIRP Margin (dB)
	A	B	C	D	Σ				
6525	3.49	-	-	-	-	3.88	7.37	24.00	-16.63
6565	7.34	-	-	-	-	3.88	11.22	24.00	-12.78
6685	7.45	-	-	-	-	3.88	11.33	24.00	-12.67
6845	7.38	-	-	-	-	3.88	11.26	24.00	-12.74
6885	0.96	-	-	-	-	3.88	4.84	24.00	-19.16

**Table 149 - Maximum Conducted (average) Output Power Results**





Test Configuration			
Frequency Range:	6.525-6.875 GHz	Band:	U-NII-7
Limit Clause(s):	15.407(a)(7) RSS-248	Test Method(s):	C63.10 12.4.2.4 C63.10 12.4.3.2
Additional Reference(s):	-		
Note(s):	Straddle channel power was measured using the appropriate SA test method. DCCF was added to the spectrum analyser reference level offset.		

DUT Configuration			
Mode:	802.11ax HE80 SU	Duty Cycle (%):	95.9
Modulation Coding Scheme:	MCS2x1	DCCF (dB):	0.18
Antenna Configuration:	SISO	Peak Antenna Gain (dBi):	3.88
Active Port(s):	A (Core 0)	Active Chain(s):	0

Test Frequency (MHz)	Maximum Conducted Output Power (dBm)					Gain (dBi)	EIRP (dBm)	EIRP Limit (dBm)	EIRP Margin (dB)
	A	B	C	D	Σ				
6545	8.42	-	-	-	-	3.88	12.30	24.00	-11.70
6625	10.26	-	-	-	-	3.88	14.14	24.00	-9.86
6705	10.21	-	-	-	-	3.88	14.09	24.00	-9.91
6785	10.13	-	-	-	-	3.88	14.01	24.00	-9.99
6865	8.48	-	-	-	-	3.88	12.36	24.00	-11.64

**Table 150 - Maximum Conducted (average) Output Power Results**

Test Configuration			
Frequency Range:	6.525-6.875 GHz	Band:	U-NII-7
Limit Clause(s):	15.407(a)(7) RSS-248	Test Method(s):	C63.10 12.4.2.4 C63.10 12.4.3.2
Additional Reference(s):	-		
Note(s):	Straddle channel power was measured using the appropriate SA test method. DCCF was added to the spectrum analyser reference level offset.		

DUT Configuration			
Mode:	802.11ax HE160 SU	Duty Cycle (%):	93.3
Modulation Coding Scheme:	MCS2x1	DCCF (dB):	0.30
Antenna Configuration:	SISO	Peak Antenna Gain (dBi):	3.88
Active Port(s):	A (Core 0)	Active Chain(s):	0

Test Frequency (MHz)	Maximum Conducted Output Power (dBm)					Gain (dBi)	EIRP (dBm)	EIRP Limit (dBm)	EIRP Margin (dB)
	A	B	C	D	Σ				
6505	7.57	-	-	-	-	3.88	11.45	24.00	-12.55
6665	13.39	-	-	-	-	3.88	17.27	24.00	-6.73
6825	12.72	-	-	-	-	3.88	16.60	24.00	-7.40

**Table 151 - Maximum Conducted (average) Output Power Results**



Test Configuration			
Frequency Range:	6.875-7.125 GHz	Band:	U-NII-8
Limit Clause(s):	15.407(a)(7) RSS-248	Test Method(s):	C63.10 12.4.2.4 C63.10 12.4.3.2
Additional Reference(s):	-		
Note(s):	Straddle channel power was measured using the appropriate SA test method. DCCF was added to the spectrum analyser reference level offset.		

DUT Configuration			
Mode:	802.11a	Duty Cycle (%):	97.9
Data Rate:	12 Mbps	DCCF (dB):	0.09
Antenna Configuration:	SISO	Peak Antenna Gain (dBi):	3.25
Active Port(s):	A (Core 0)	Active Chain(s):	0

Test Frequency (MHz)	Maximum Conducted Output Power (dBm)					Gain (dBi)	EIRP (dBm)	EIRP Limit (dBm)	EIRP Margin (dB)
	A	B	C	D	Σ				
6875	1.21	-	-	-	-	3.25	4.46	24.00	-19.54
6895	4.97	-	-	-	-	3.25	8.22	24.00	-15.78
6995	5.15	-	-	-	-	3.25	8.40	24.00	-15.60
7115	1.93	-	-	-	-	3.25	5.18	24.00	-18.82

**Table 152 - Maximum Conducted (average) Output Power Results**

Test Configuration			
Frequency Range:	6.875-7.125 GHz	Band:	U-NII-8
Limit Clause(s):	15.407(a)(7) RSS-248	Test Method(s):	C63.10 12.4.2.4 C63.10 12.4.3.2
Additional Reference(s):	-		
Note(s):	Straddle channel power was measured using the appropriate SA test method. DCCF was added to the spectrum analyser reference level offset.		

DUT Configuration			
Mode:	802.11ax HE20 SU	Duty Cycle (%):	96.2
Modulation Coding Scheme:	MCS2x1	DCCF (dB):	0.17
Antenna Configuration:	SISO	Peak Antenna Gain (dBi):	3.25
Active Port(s):	A (Core 0)	Active Chain(s):	0

Test Frequency (MHz)	Maximum Conducted Output Power (dBm)					Gain (dBi)	EIRP (dBm)	EIRP Limit (dBm)	EIRP Margin (dB)
	A	B	C	D	Σ				
6875	1.67	-	-	-	-	3.25	4.92	24.00	-19.08
6895	5.61	-	-	-	-	3.25	8.86	24.00	-15.14
6995	5.43	-	-	-	-	3.25	8.68	24.00	-15.32
7115 (MCS11x1)	-1.50	-	-	-	-	3.25	1.75	24.00	-22.25

**Table 153 - Maximum Conducted (average) Output Power Results**



Test Configuration			
Frequency Range:	6.875-7.125 GHz	Band:	U-NII-8
Limit Clause(s):	15.407(a)(7) RSS-248	Test Method(s):	C63.10 12.4.2.4 C63.10 12.4.3.2
Additional Reference(s):	-		
Note(s):	Straddle channel power was measured using the appropriate SA test method. DCCF was added to the spectrum analyser reference level offset.		

DUT Configuration			
Mode:	802.11ax HE40 SU	Duty Cycle (%):	96.1
Modulation Coding Scheme:	MCS2x1	DCCF (dB):	0.17
Antenna Configuration:	SISO	Peak Antenna Gain (dBi):	3.25
Active Port(s):	A (Core 0)	Active Chain(s):	0

Test Frequency (MHz)	Maximum Conducted Output Power (dBm)					Gain (dBi)	EIRP (dBm)	EIRP Limit (dBm)	EIRP Margin (dB)
	A	B	C	D	Σ				
6885	6.10	-	-	-	-	3.25	9.35	24.00	-14.65
6925	8.25	-	-	-	-	3.25	11.50	24.00	-12.50
7005	8.24	-	-	-	-	3.25	11.49	24.00	-12.51
7085	8.13	-	-	-	-	3.25	11.38	24.00	-12.62

**Table 154 - Maximum Conducted (average) Output Power Results**

Test Configuration			
Frequency Range:	6.875-7.125 GHz	Band:	U-NII-8
Limit Clause(s):	15.407(a)(7) RSS-248	Test Method(s):	C63.10 12.4.2.4 C63.10 12.4.3.2
Additional Reference(s):	-		
Note(s):	Straddle channel power was measured using the appropriate SA test method. DCCF was added to the spectrum analyser reference level offset.		

DUT Configuration			
Mode:	802.11ax HE80 SU	Duty Cycle (%):	95.9
Modulation Coding Scheme:	MCS2x1	DCCF (dB):	0.18
Antenna Configuration:	SISO	Peak Antenna Gain (dBi):	3.25
Active Port(s):	A (Core 0)	Active Chain(s):	0

Test Frequency (MHz)	Maximum Conducted Output Power (dBm)					Gain (dBi)	EIRP (dBm)	EIRP Limit (dBm)	EIRP Margin (dB)
	A	B	C	D	Σ				
6865	5.74	-	-	-	-	3.25	8.99	24.00	-15.01
6945	11.25	-	-	-	-	3.25	14.50	24.00	-9.50
7025	11.01	-	-	-	-	3.25	14.26	24.00	-9.74

**Table 155 - Maximum Conducted (average) Output Power Results**



Test Configuration			
Frequency Range:	6.875-7.125 GHz	Band:	U-NII-8
Limit Clause(s):	15.407(a)(7) RSS-248	Test Method(s):	C63.10 12.4.2.4 C63.10 12.4.3.2
Additional Reference(s):	-		
Note(s):	Straddle channel power was measured using the appropriate SA test method. DCCF was added to the spectrum analyser reference level offset.		

DUT Configuration			
Mode:	802.11ax HE160 SU	Duty Cycle (%):	93.2
Modulation Coding Scheme:	MCS2x1	DCCF (dB):	0.31
Antenna Configuration:	SISO	Peak Antenna Gain (dBi):	3.25
Active Port(s):	A (Core 0)	Active Chain(s):	0

Test Frequency (MHz)	Maximum Conducted Output Power (dBm)					Gain (dBi)	EIRP (dBm)	EIRP Limit (dBm)	EIRP Margin (dB)
	A	B	C	D	Σ				
6825	3.51	-	-	-	-	3.25	6.76	24.00	-17.24
6985	13.90	-	-	-	-	3.25	17.15	24.00	-6.85

**Table 156 - Maximum Conducted (average) Output Power Results**

Test Configuration			
Frequency Range:	5.925-6.425 GHz	Band:	U-NII-5
Limit Clause(s):	15.407(a)(7) RSS-248	Test Method(s):	C63.10 12.4.3.2
Additional Reference(s):	-		

DUT Configuration			
Mode:	802.11ax HE20 RU26	Duty Cycle (%):	97.4
Modulation Coding Scheme:	MCS2x1	DCCF (dB):	-
Antenna Configuration:	SISO	Peak Antenna Gain (dBi):	4.22
Active Port(s):	A (Core 0)	Active Chain(s):	0

Test Frequency (MHz)	Maximum Conducted Output Power (dBm)					Gain (dBi)	EIRP (dBm)	EIRP Limit (dBm)	EIRP Margin (dB)
	A	B	C	D	Σ				
5955 (RU26.0)	-2.64	-	-	-	-	1.83	-0.81	24.00	-24.81
6175 (RU26.0)	-3.24	-	-	-	-	1.41	-1.83	24.00	-25.83
6415 (RU26.8)	-5.31	-	-	-	-	4.22	-1.09	24.00	-25.09

**Table 157 - Maximum Conducted (average) Output Power Results**



Test Configuration			
Frequency Range:	5.925-6.425 GHz	Band:	U-NII-5
Limit Clause(s):	15.407(a)(7) RSS-248	Test Method(s):	C63.10 12.4.3.2
Additional Reference(s):	-		

DUT Configuration			
Mode:	802.11ax HE20 RU52	Duty Cycle (%):	97.3
Modulation Coding Scheme:	MCS2x1	DCCF (dB):	-
Antenna Configuration:	SISO	Peak Antenna Gain (dBi):	4.22
Active Port(s):	A (Core 0)	Active Chain(s):	0

Test Frequency (MHz)	Maximum Conducted Output Power (dBm)					Gain (dBi)	EIRP (dBm)	EIRP Limit (dBm)	EIRP Margin (dB)
	A	B	C	D	Σ				
5955 (RU52.37)	0.37	-	-	-	-	1.83	2.20	24.00	-21.80
6175 (RU52.37)	-0.33	-	-	-	-	1.41	1.08	24.00	-22.92
6415 (RU52.40)	-2.32	-	-	-	-	4.22	1.90	24.00	-22.10

**Table 158 - Maximum Conducted (average) Output Power Results**

Test Configuration			
Frequency Range:	5.925-6.425 GHz	Band:	U-NII-5
Limit Clause(s):	15.407(a)(7) RSS-248	Test Method(s):	C63.10 12.4.3.2
Additional Reference(s):	-		

DUT Configuration			
Mode:	802.11ax HE20 RU106	Duty Cycle (%):	97.9
Modulation Coding Scheme:	MCS2x1	DCCF (dB):	-
Antenna Configuration:	SISO	Peak Antenna Gain (dBi):	4.22
Active Port(s):	A (Core 0)	Active Chain(s):	0

Test Frequency (MHz)	Maximum Conducted Output Power (dBm)					Gain (dBi)	EIRP (dBm)	EIRP Limit (dBm)	EIRP Margin (dB)
	A	B	C	D	Σ				
5955 (RU106.53)	3.15	-	-	-	-	1.83	4.98	24.00	-19.02
6175 (RU106.53)	2.67	-	-	-	-	1.41	4.08	24.00	-19.92
6415 (RU106.54)	0.98	-	-	-	-	4.22	5.20	24.00	-18.80

**Table 159 - Maximum Conducted (average) Output Power Results**



Test Configuration			
Frequency Range:	6.425-6.525 GHz	Band:	U-NII-6
Limit Clause(s):	15.407(a)(7) RSS-248	Test Method(s):	C63.10 12.4.3.2
Additional Reference(s):	-		

DUT Configuration			
Mode:	802.11ax HE20 RU26	Duty Cycle (%):	97.4
Modulation Coding Scheme:	MCS2x1	DCCF (dB):	-
Antenna Configuration:	SISO	Peak Antenna Gain (dBi):	4.67
Active Port(s):	A (Core 0)	Active Chain(s):	0

Test Frequency (MHz)	Maximum Conducted Output Power (dBm)					Gain (dBi)	EIRP (dBm)	EIRP Limit (dBm)	EIRP Margin (dB)
	A	B	C	D	Σ				
6435 (RU26.0)	-5.60	-	-	-	-	4.67	-0.93	24.00	-24.93
6475 (RU26.0)	-5.77	-	-	-	-	4.67	-1.10	24.00	-25.10
6515 (RU26.8)	-5.75	-	-	-	-	4.67	-1.08	24.00	-25.08

**Table 160 - Maximum Conducted (average) Output Power Results**

Test Configuration			
Frequency Range:	6.425-6.525 GHz	Band:	U-NII-6
Limit Clause(s):	15.407(a)(7) RSS-248	Test Method(s):	C63.10 12.4.3.2
Additional Reference(s):	-		

DUT Configuration			
Mode:	802.11ax HE20 RU52	Duty Cycle (%):	97.2
Modulation Coding Scheme:	MCS2x1	DCCF (dB):	-
Antenna Configuration:	SISO	Peak Antenna Gain (dBi):	4.67
Active Port(s):	A (Core 0)	Active Chain(s):	0

Test Frequency (MHz)	Maximum Conducted Output Power (dBm)					Gain (dBi)	EIRP (dBm)	EIRP Limit (dBm)	EIRP Margin (dB)
	A	B	C	D	Σ				
6435 (RU52.37)	-2.83	-	-	-	-	4.67	1.84	24.00	-22.16
6475 (RU52.37)	-2.84	-	-	-	-	4.67	1.83	24.00	-22.17
6515 (RU52.40)	-2.77	-	-	-	-	4.67	1.90	24.00	-22.10

**Table 161 - Maximum Conducted (average) Output Power Results**



Test Configuration			
Frequency Range:	6.425-6.525 GHz	Band:	U-NII-6
Limit Clause(s):	15.407(a)(7) RSS-248	Test Method(s):	C63.10 12.4.3.2
Additional Reference(s):	-		

DUT Configuration			
Mode:	802.11ax HE20 RU106	Duty Cycle (%):	98.1
Modulation Coding Scheme:	MCS2x1	DCCF (dB):	-
Antenna Configuration:	SISO	Peak Antenna Gain (dBi):	4.67
Active Port(s):	A (Core 0)	Active Chain(s):	0

Test Frequency (MHz)	Maximum Conducted Output Power (dBm)					Gain (dBi)	EIRP (dBm)	EIRP Limit (dBm)	EIRP Margin (dB)
	A	B	C	D	Σ				
6435 (RU106.53)	0.64	-	-	-	-	4.67	5.31	24.00	-18.69
6475 (RU106.53)	0.44	-	-	-	-	4.67	5.11	24.00	-18.89
6515 (RU106.54)	0.68	-	-	-	-	4.67	5.35	24.00	-18.65

**Table 162 - Maximum Conducted (average) Output Power Results**

Test Configuration			
Frequency Range:	6.525-6.875 GHz	Band:	U-NII-7
Limit Clause(s):	15.407(a)(7) RSS-248	Test Method(s):	C63.10 12.4.2.4 C63.10 12.4.3.2
Additional Reference(s):	-		
Note(s):	Straddle channel power was measured using the appropriate SA test method. DCCF was added to the spectrum analyser reference level offset.		

DUT Configuration			
Mode:	802.11ax HE20 RU26	Duty Cycle (%):	97.3
Modulation Coding Scheme:	MCS2x1	DCCF (dB):	0.12
Antenna Configuration:	SISO	Peak Antenna Gain (dBi):	3.88
Active Port(s):	A (Core 0)	Active Chain(s):	0

Test Frequency (MHz)	Maximum Conducted Output Power (dBm)					Gain (dBi)	EIRP (dBm)	EIRP Limit (dBm)	EIRP Margin (dB)
	A	B	C	D	Σ				
6535 (RU26.0)	-4.71	-	-	-	-	3.88	-0.83	24.00	-24.83
6695 (RU26.0)	-4.64	-	-	-	-	3.88	-0.76	24.00	-24.76
6855 (RU26.8)	-4.75	-	-	-	-	3.88	-0.87	24.00	-24.87
6875 (RU26.3)	-4.73	-	-	-	-	3.88	-0.85	24.00	-24.85

**Table 163 - Maximum Conducted (average) Output Power Results**



Test Configuration			
Frequency Range:	6.525-6.875 GHz	Band:	U-NII-7
Limit Clause(s):	15.407(a)(7) RSS-248	Test Method(s):	C63.10 12.4.2.4 C63.10 12.4.3.2
Additional Reference(s):	-		
Note(s):	Straddle channel power was measured using the appropriate SA test method. DCCF was added to the spectrum analyser reference level offset.		

DUT Configuration			
Mode:	802.11ax HE20 RU52	Duty Cycle (%):	97.1
Modulation Coding Scheme:	MCS2x1	DCCF (dB):	0.13
Antenna Configuration:	SISO	Peak Antenna Gain (dBi):	3.88
Active Port(s):	A (Core 0)	Active Chain(s):	0

Test Frequency (MHz)	Maximum Conducted Output Power (dBm)					Gain (dBi)	EIRP (dBm)	EIRP Limit (dBm)	EIRP Margin (dB)
	A	B	C	D	Σ				
6535 (RU52.37)	-1.69	-	-	-	-	3.88	2.19	24.00	-21.81
6695 (RU52.37)	-1.80	-	-	-	-	3.88	2.08	24.00	-21.92
6855 (RU52.40)	-1.81	-	-	-	-	3.88	2.07	24.00	-21.93
6875 (RU52.38)	-1.83	-	-	-	-	3.88	2.05	24.00	-21.95

**Table 164 - Maximum Conducted (average) Output Power Results**

Test Configuration			
Frequency Range:	6.525-6.875 GHz	Band:	U-NII-7
Limit Clause(s):	15.407(a)(7) RSS-248	Test Method(s):	C63.10 12.4.2.4 C63.10 12.4.3.2
Additional Reference(s):	-		
Note(s):	Straddle channel power was measured using the appropriate SA test method. DCCF was added to the spectrum analyser reference level offset.		

DUT Configuration			
Mode:	802.11ax HE20 RU106	Duty Cycle (%):	98.0
Modulation Coding Scheme:	MCS2x1	DCCF (dB):	0.09
Antenna Configuration:	SISO	Peak Antenna Gain (dBi):	3.88
Active Port(s):	A (Core 0)	Active Chain(s):	0

Test Frequency (MHz)	Maximum Conducted Output Power (dBm)					Gain (dBi)	EIRP (dBm)	EIRP Limit (dBm)	EIRP Margin (dB)
	A	B	C	D	Σ				
6535 (RU106.53)	1.25	-	-	-	-	3.88	5.13	24.00	-18.87
6695 (RU106.53)	0.31	-	-	-	-	3.88	4.19	24.00	-19.81
6855 (RU106.54)	0.23	-	-	-	-	3.88	4.11	24.00	-19.89
6875 (RU106.53)	0.19	-	-	-	-	3.88	4.07	24.00	-19.93

**Table 165 - Maximum Conducted (average) Output Power Results**





Test Configuration			
Frequency Range:	6.875-7.125 GHz	Band:	U-NII-8
Limit Clause(s):	15.407(a)(7) RSS-248	Test Method(s):	C63.10 12.4.2.4 C63.10 12.4.3.2
Additional Reference(s):	-		
Note(s):	Straddle channel power was measured using the appropriate SA test method. DCCF was added to the spectrum analyser reference level offset.		

DUT Configuration			
Mode:	802.11ax HE20 RU26	Duty Cycle (%):	97.3
Modulation Coding Scheme:	MCS2x1	DCCF (dB):	0.12
Antenna Configuration:	SISO	Peak Antenna Gain (dBi):	3.88
Active Port(s):	A (Core 0)	Active Chain(s):	0

Test Frequency (MHz)	Maximum Conducted Output Power (dBm)					Gain (dBi)	EIRP (dBm)	EIRP Limit (dBm)	EIRP Margin (dB)
	A	B	C	D	Σ				
6875 (RU26.5)	-4.68	-	-	-	-	3.88	-0.80	24.00	-24.80
6895 (RU26.0)	-4.19	-	-	-	-	3.25	-0.94	24.00	-24.94
6995 (RU26.0)	-4.33	-	-	-	-	3.25	-1.08	24.00	-25.08
7095 (RU26.8)	-4.35	-	-	-	-	3.25	-1.10	24.00	-25.10

**Table 166 - Maximum Conducted (average) Output Power Results**

Test Configuration			
Frequency Range:	6.875-7.125 GHz	Band:	U-NII-8
Limit Clause(s):	15.407(a)(7) RSS-248	Test Method(s):	C63.10 12.4.2.4 C63.10 12.4.3.2
Additional Reference(s):	-		
Note(s):	Straddle channel power was measured using the appropriate SA test method. DCCF was added to the spectrum analyser reference level offset.		

DUT Configuration			
Mode:	802.11ax HE20 RU52	Duty Cycle (%):	97.1
Modulation Coding Scheme:	MCS2x1	DCCF (dB):	0.13
Antenna Configuration:	SISO	Peak Antenna Gain (dBi):	3.88
Active Port(s):	A (Core 0)	Active Chain(s):	0

Test Frequency (MHz)	Maximum Conducted Output Power (dBm)					Gain (dBi)	EIRP (dBm)	EIRP Limit (dBm)	EIRP Margin (dB)
	A	B	C	D	Σ				
6875 (RU52.39)	-1.83	-	-	-	-	3.88	2.05	24.00	-21.95
6895 (RU52.37)	-1.16	-	-	-	-	3.25	2.09	24.00	-21.91
6995 (RU52.37)	-1.12	-	-	-	-	3.25	2.13	24.00	-21.87
7095 (RU52.40)	-1.29	-	-	-	-	3.25	1.96	24.00	-22.04

**Table 167 - Maximum Conducted (average) Output Power Results**



Test Configuration			
Frequency Range:	6.875-7.125 GHz	Band:	U-NII-8
Limit Clause(s):	15.407(a)(7) RSS-248	Test Method(s):	C63.10 12.4.2.4 C63.10 12.4.3.2
Additional Reference(s):	-		
Note(s):	Straddle channel power was measured using the appropriate SA test method. DCCF was added to the spectrum analyser reference level offset.		

DUT Configuration			
Mode:	802.11ax HE20 RU106	Duty Cycle (%):	97.9
Modulation Coding Scheme:	MCS2x1	DCCF (dB):	0.09
Antenna Configuration:	SISO	Peak Antenna Gain (dBi):	3.88
Active Port(s):	A (Core 0)	Active Chain(s):	0

Test Frequency (MHz)	Maximum Conducted Output Power (dBm)					Gain (dBi)	EIRP (dBm)	EIRP Limit (dBm)	EIRP Margin (dB)
	A	B	C	D	Σ				
6875 (RU106.54)	0.17	-	-	-	-	3.88	4.05	24.00	-19.95
6895 (RU106.53)	1.91	-	-	-	-	3.25	5.16	24.00	-18.84
6995 (RU106.53)	1.98	-	-	-	-	3.25	5.23	24.00	-18.77
7095 (RU106.54)	2.01	-	-	-	-	3.25	5.26	24.00	-18.74

**Table 168 - Maximum Conducted (average) Output Power Results**



**MIMO CDD**

Test Configuration			
Frequency Range:	5.925-6.425 GHz	Band:	U-NII-5
Limit Clause(s):	15.407(a)(7) RSS-248	Test Method(s):	C63.10 12.4.3.2
Additional Reference(s):	662911 D01 v02r01 F)2)f)(i), 662911 D01 v02r01 E)1)		

DUT Configuration			
Mode:	802.11ax HE20 SU	Duty Cycle (%):	96.1
Modulation Coding Scheme:	MCS2x1	DCCF (dB):	-
Antenna Configuration:	MIMO CDD	Peak Antenna Gain (dBi):	4.22
Active Port(s):	A+B (Core 0 + Core 1)	Active Chain(s):	0+1

Test Frequency (MHz)	Maximum Conducted Output Power (dBm)					Gain (dBi)	EIRP (dBm)	EIRP Limit (dBm)	EIRP Margin (dB)
	A	B	C	D	Σ				
5955	-0.08	1.27	-	-	3.66	1.83	5.49	24.00	-18.51
6175	0.22	1.36	-	-	3.83	1.41	5.24	24.00	-18.76
6415	-0.42	-0.02	-	-	2.80	4.22	7.02	24.00	-16.98

**Table 169 - Maximum Conducted (average) Output Power Results**

Test Configuration			
Frequency Range:	5.925-6.425 GHz	Band:	U-NII-5
Limit Clause(s):	15.407(a)(7) RSS-248	Test Method(s):	C63.10 12.4.3.2
Additional Reference(s):	662911 D01 v02r01 F)2)f)(i), 662911 D01 v02r01 E)1)		

DUT Configuration			
Mode:	802.11ax HE40 SU	Duty Cycle (%):	96.0
Modulation Coding Scheme:	MCS2x1	DCCF (dB):	-
Antenna Configuration:	MIMO CDD	Peak Antenna Gain (dBi):	4.22
Active Port(s):	A+B (Core 0 + Core 1)	Active Chain(s):	0+1

Test Frequency (MHz)	Maximum Conducted Output Power (dBm)					Gain (dBi)	EIRP (dBm)	EIRP Limit (dBm)	EIRP Margin (dB)
	A	B	C	D	Σ				
5965	4.42	4.35	-	-	7.40	1.83	9.23	24.00	-14.77
6165	3.58	3.91	-	-	6.76	1.41	8.17	24.00	-15.83
6405	0.77	1.14	-	-	3.97	4.22	8.19	24.00	-15.81

**Table 170 - Maximum Conducted (average) Output Power Results**



Test Configuration			
Frequency Range:	5.925-6.425 GHz	Band:	U-NII-5
Limit Clause(s):	15.407(a)(7) RSS-248	Test Method(s):	C63.10 12.4.3.2
Additional Reference(s):	662911 D01 v02r01 F)2)f)(i), 662911 D01 v02r01 E)1)		

DUT Configuration			
Mode:	802.11ax HE80 SU	Duty Cycle (%):	95.7
Modulation Coding Scheme:	MCS2x1	DCCF (dB):	-
Antenna Configuration:	MIMO CDD	Peak Antenna Gain (dBi):	4.22
Active Port(s):	A+B (Core 0 + Core 1)	Active Chain(s):	0+1

Test Frequency (MHz)	Maximum Conducted Output Power (dBm)					Gain (dBi)	EIRP (dBm)	EIRP Limit (dBm)	EIRP Margin (dB)
	A	B	C	D	Σ				
5985	7.22	7.17	-	-	10.21	1.83	12.04	24.00	-11.96
6145	6.31	6.97	-	-	9.66	1.41	11.07	24.00	-12.93
6385	5.14	5.33	-	-	8.24	4.22	12.46	24.00	-11.54

**Table 171 - Maximum Conducted (average) Output Power Results**

Test Configuration			
Frequency Range:	5.925-6.425 GHz	Band:	U-NII-5
Limit Clause(s):	15.407(a)(7) RSS-248	Test Method(s):	C63.10 12.4.3.2
Additional Reference(s):	662911 D01 v02r01 F)2)f)(i), 662911 D01 v02r01 E)1)		

DUT Configuration			
Mode:	802.11ax HE160 SU	Duty Cycle (%):	93.2
Modulation Coding Scheme:	MCS2x1	DCCF (dB):	-
Antenna Configuration:	MIMO CDD	Peak Antenna Gain (dBi):	4.22
Active Port(s):	A+B (Core 0 + Core 1)	Active Chain(s):	0+1

Test Frequency (MHz)	Maximum Conducted Output Power (dBm)					Gain (dBi)	EIRP (dBm)	EIRP Limit (dBm)	EIRP Margin (dB)
	A	B	C	D	Σ				
6025	10.17	10.23	-	-	13.21	1.83	15.04	24.00	-8.96
6185	9.34	9.81	-	-	12.58	1.41	13.99	24.00	-10.01
6345	7.78	8.29	-	-	11.05	4.22	15.27	24.00	-8.73

**Table 172 - Maximum Conducted (average) Output Power Results**



Test Configuration			
Frequency Range:	6.425-6.525 GHz	Band:	U-NII-6
Limit Clause(s):	15.407(a)(7) RSS-248	Test Method(s):	C63.10 12.4.3.2
Additional Reference(s):	662911 D01 v02r01 F)2)f)(i), 662911 D01 v02r01 E)1)		

DUT Configuration			
Mode:	802.11ax HE20 SU	Duty Cycle (%):	96.0
Modulation Coding Scheme:	MCS2x1	DCCF (dB):	-
Antenna Configuration:	MIMO CDD	Peak Antenna Gain (dBi):	4.67
Active Port(s):	A+B (Core 0 + Core 1)	Active Chain(s):	0+1

Test Frequency (MHz)	Maximum Conducted Output Power (dBm)					Gain (dBi)	EIRP (dBm)	EIRP Limit (dBm)	EIRP Margin (dB)
	A	B	C	D	Σ				
6435	-1.54	-0.85	-	-	1.83	4.67	6.50	24.00	-17.50
6475	-0.63	-0.55	-	-	2.42	4.67	7.09	24.00	-16.91
6515	-0.89	-0.85	-	-	2.13	4.67	6.80	24.00	-17.20

**Table 173 - Maximum Conducted (average) Output Power Results**

Test Configuration			
Frequency Range:	6.425-6.525 GHz	Band:	U-NII-6
Limit Clause(s):	15.407(a)(7) RSS-248	Test Method(s):	C63.10 12.4.2.4 C63.10 12.4.3.2
Additional Reference(s):	662911 D01 v02r01 F)2)f)(i), 662911 D01 v02r01 E)1)		
Note(s):	Straddle channel power was measured using the appropriate SA test method. DCCF was added to the spectrum analyser reference level offset.		

DUT Configuration			
Mode:	802.11ax HE40 SU	Duty Cycle (%):	96.1
Modulation Coding Scheme:	MCS2x1	DCCF (dB):	0.17
Antenna Configuration:	MIMO CDD	Peak Antenna Gain (dBi):	4.67
Active Port(s):	A+B (Core 0 + Core 1)	Active Chain(s):	0+1

Test Frequency (MHz)	Maximum Conducted Output Power (dBm)					Gain (dBi)	EIRP (dBm)	EIRP Limit (dBm)	EIRP Margin (dB)
	A	B	C	D	Σ				
6445	0.62	1.06	-	-	3.85	4.67	8.52	24.00	-15.48
6485	0.52	0.87	-	-	3.70	4.67	8.37	24.00	-15.63
6525	-2.34	-1.96	-	-	0.87	4.67	5.54	24.00	-18.46

**Table 174 - Maximum Conducted (average) Output Power Results**



Test Configuration			
Frequency Range:	6.425-6.525 GHz	Band:	U-NII-6
Limit Clause(s):	15.407(a)(7) RSS-248	Test Method(s):	C63.10 12.4.2.4 C63.10 12.4.3.2
Additional Reference(s):	662911 D01 v02r01 F)2)f)(i), 662911 D01 v02r01 E)1)		
Note(s):	Straddle channel power was measured using the appropriate SA test method. DCCF was added to the spectrum analyser reference level offset.		

DUT Configuration			
Mode:	802.11ax HE80 SU	Duty Cycle (%):	96.0
Modulation Coding Scheme:	MCS2x1	DCCF (dB):	0.18
Antenna Configuration:	MIMO CDD	Peak Antenna Gain (dBi):	4.67
Active Port(s):	A+B (Core 0 + Core 1)	Active Chain(s):	0+1

Test Frequency (MHz)	Maximum Conducted Output Power (dBm)					Gain (dBi)	EIRP (dBm)	EIRP Limit (dBm)	EIRP Margin (dB)
	A	B	C	D	Σ				
6465	4.86	4.93	-	-	7.90	4.67	12.57	24.00	-11.43
6545	-1.39	-1.46	-	-	1.58	4.67	6.25	24.00	-17.75

**Table 175 - Maximum Conducted (average) Output Power Results**

Test Configuration			
Frequency Range:	6.425-6.525 GHz	Band:	U-NII-6
Limit Clause(s):	15.407(a)(7) RSS-248	Test Method(s):	C63.10 12.4.2.4
Additional Reference(s):	662911 D01 v02r01 F)2)f)(i), 662911 D01 v02r01 E)1)		
Note(s):	Straddle channel power was measured using the appropriate SA test method. DCCF was added to the spectrum analyser reference level offset.		

DUT Configuration			
Mode:	802.11ax HE160 SU	Duty Cycle (%):	93.1
Modulation Coding Scheme:	MCS2x1	DCCF (dB):	0.31
Antenna Configuration:	MIMO CDD	Peak Antenna Gain (dBi):	4.67
Active Port(s):	A+B (Core 0 + Core 1)	Active Chain(s):	0+1

Test Frequency (MHz)	Maximum Conducted Output Power (dBm)					Gain (dBi)	EIRP (dBm)	EIRP Limit (dBm)	EIRP Margin (dB)
	A	B	C	D	Σ				
6505	6.46	6.47	-	-	9.47	4.67	14.14	24.00	-9.86

**Table 176 - Maximum Conducted (average) Output Power Results**



Test Configuration			
Frequency Range:	6.525-6.875 GHz	Band:	U-NII-7
Limit Clause(s):	15.407(a)(7) RSS-248	Test Method(s):	C63.10 12.4.2.4 C63.10 12.4.3.2
Additional Reference(s):	662911 D01 v02r01 F)2)f)(i), 662911 D01 v02r01 E)1)		
Note(s):	Straddle channel power was measured using the appropriate SA test method. DCCF was added to the spectrum analyser reference level offset.		

DUT Configuration			
Mode:	802.11ax HE20 SU	Duty Cycle (%):	96.1
Modulation Coding Scheme:	MCS2x1	DCCF (dB):	0.17
Antenna Configuration:	MIMO CDD	Peak Antenna Gain (dBi):	3.88
Active Port(s):	A+B (Core 0 + Core 1)	Active Chain(s):	0+1

Test Frequency (MHz)	Maximum Conducted Output Power (dBm)					Gain (dBi)	EIRP (dBm)	EIRP Limit (dBm)	EIRP Margin (dB)
	A	B	C	D	$\Sigma$				
6535	-0.94	-0.89	-	-	2.10	3.88	5.98	24.00	-18.02
6695	-0.69	-0.68	-	-	2.32	3.88	6.20	24.00	-17.80
6855	-1.37	-0.63	-	-	2.02	3.88	5.90	24.00	-18.10
6875	-4.32	-3.59	-	-	-0.93	3.88	2.95	24.00	-21.05

**Table 177 - Maximum Conducted (average) Output Power Results**



Test Configuration			
Frequency Range:	6.525-6.875 GHz	Band:	U-NII-7
Limit Clause(s):	15.407(a)(7) RSS-248	Test Method(s):	C63.10 12.4.2.4 C63.10 12.4.3.2
Additional Reference(s):	662911 D01 v02r01 F)2)f)(i), 662911 D01 v02r01 E)1)		
Note(s):	Straddle channel power was measured using the appropriate SA test method. DCCF was added to the spectrum analyser reference level offset.		

DUT Configuration			
Mode:	802.11ax HE40 SU	Duty Cycle (%):	96.0
Modulation Coding Scheme:	MCS2x1	DCCF (dB):	0.18
Antenna Configuration:	MIMO CDD	Peak Antenna Gain (dBi):	3.88
Active Port(s):	A+B (Core 0 + Core 1)	Active Chain(s):	0+1

Test Frequency (MHz)	Maximum Conducted Output Power (dBm)					Gain (dBi)	EIRP (dBm)	EIRP Limit (dBm)	EIRP Margin (dB)
	A	B	C	D	Σ				
6525	-2.31	-1.96	-	-	0.88	3.88	4.76	24.00	-19.24
6565	0.50	0.97	-	-	3.75	3.88	7.63	24.00	-16.37
6685	0.01	0.93	-	-	3.50	3.88	7.38	24.00	-16.62
6845	-0.53	0.25	-	-	2.89	3.88	6.77	24.00	-17.23
6885	-5.98	-5.19	-	-	-2.56	3.88	1.32	24.00	-22.68

**Table 178 - Maximum Conducted (average) Output Power Results**





Test Configuration			
Frequency Range:	6.525-6.875 GHz	Band:	U-NII-7
Limit Clause(s):	15.407(a)(7) RSS-248	Test Method(s):	C63.10 12.4.2.4 C63.10 12.4.3.2
Additional Reference(s):	662911 D01 v02r01 F)2)f)(i), 662911 D01 v02r01 E)1)		
Note(s):	Straddle channel power was measured using the appropriate SA test method. DCCF was added to the spectrum analyser reference level offset.		

DUT Configuration			
Mode:	802.11ax HE80 SU	Duty Cycle (%):	95.8
Modulation Coding Scheme:	MCS2x1	DCCF (dB):	0.19
Antenna Configuration:	MIMO CDD	Peak Antenna Gain (dBi):	3.88
Active Port(s):	A+B (Core 0 + Core 1)	Active Chain(s):	0+1

Test Frequency (MHz)	Maximum Conducted Output Power (dBm)					Gain (dBi)	EIRP (dBm)	EIRP Limit (dBm)	EIRP Margin (dB)
	A	B	C	D	Σ				
6545	3.79	3.70	-	-	6.76	3.88	10.64	24.00	-13.36
6625	4.91	5.15	-	-	8.04	3.88	11.92	24.00	-12.08
6705	4.57	5.15	-	-	7.88	3.88	11.76	24.00	-12.24
6785	4.28	4.97	-	-	7.65	3.88	11.53	24.00	-12.47
6865	1.85	2.98	-	-	5.46	3.88	9.34	24.00	-14.66

**Table 179 - Maximum Conducted (average) Output Power Results**

Test Configuration			
Frequency Range:	6.525-6.875 GHz	Band:	U-NII-7
Limit Clause(s):	15.407(a)(7) RSS-248	Test Method(s):	C63.10 12.4.2.4 C63.10 12.4.3.2
Additional Reference(s):	662911 D01 v02r01 F)2)f)(i), 662911 D01 v02r01 E)1)		
Note(s):	Straddle channel power was measured using the appropriate SA test method. DCCF was added to the spectrum analyser reference level offset.		

DUT Configuration			
Mode:	802.11ax HE160 SU	Duty Cycle (%):	93.1
Modulation Coding Scheme:	MCS2x1	DCCF (dB):	0.31
Antenna Configuration:	MIMO CDD	Peak Antenna Gain (dBi):	3.88
Active Port(s):	A+B (Core 0 + Core 1)	Active Chain(s):	0+1

Test Frequency (MHz)	Maximum Conducted Output Power (dBm)					Gain (dBi)	EIRP (dBm)	EIRP Limit (dBm)	EIRP Margin (dB)
	A	B	C	D	Σ				
6505	3.01	3.06	-	-	6.04	3.88	9.92	24.00	-14.08
6665	7.31	7.92	-	-	10.64	3.88	14.52	24.00	-9.48
6825	6.84	7.44	-	-	10.16	3.88	14.04	24.00	-9.96

**Table 180 - Maximum Conducted (average) Output Power Results**



Test Configuration			
Frequency Range:	6.875-7.125 GHz	Band:	U-NII-8
Limit Clause(s):	15.407(a)(7) RSS-248	Test Method(s):	C63.10 12.4.2.4 C63.10 12.4.3.2
Additional Reference(s):	662911 D01 v02r01 F)2)f)(i), 662911 D01 v02r01 E)1)		
Note(s):	Straddle channel power was measured using the appropriate SA test method. DCCF was added to the spectrum analyser reference level offset.		

DUT Configuration			
Mode:	802.11ax HE20 SU	Duty Cycle (%):	96.2
Modulation Coding Scheme:	MCS2x1	DCCF (dB):	0.17
Antenna Configuration:	MIMO CDD	Peak Antenna Gain (dBi):	3.25
Active Port(s):	A+B (Core 0 + Core 1)	Active Chain(s):	0+1

Test Frequency (MHz)	Maximum Conducted Output Power (dBm)					Gain (dBi)	EIRP (dBm)	EIRP Limit (dBm)	EIRP Margin (dB)
	A	B	C	D	Σ				
6875	-4.37	-3.61	-	-	-0.97	3.25	2.28	24.00	-21.72
6895	-1.25	-0.06	-	-	2.39	3.25	5.64	24.00	-18.36
6995	-0.51	0.21	-	-	2.87	3.25	6.12	24.00	-17.88
7115	-3.30	-3.59	-	-	-0.44	3.25	2.81	24.00	-21.19

**Table 181 - Maximum Conducted (average) Output Power Results**

Test Configuration			
Frequency Range:	6.875-7.125 GHz	Band:	U-NII-8
Limit Clause(s):	15.407(a)(7) RSS-248	Test Method(s):	C63.10 12.4.2.4 C63.10 12.4.3.2
Additional Reference(s):	662911 D01 v02r01 F)2)f)(i), 662911 D01 v02r01 E)1)		
Note(s):	Straddle channel power was measured using the appropriate SA test method. DCCF was added to the spectrum analyser reference level offset.		

DUT Configuration			
Mode:	802.11ax HE40 SU	Duty Cycle (%):	96.1
Modulation Coding Scheme:	MCS2x1	DCCF (dB):	0.17
Antenna Configuration:	MIMO CDD	Peak Antenna Gain (dBi):	3.25
Active Port(s):	A+B (Core 0 + Core 1)	Active Chain(s):	0+1

Test Frequency (MHz)	Maximum Conducted Output Power (dBm)					Gain (dBi)	EIRP (dBm)	EIRP Limit (dBm)	EIRP Margin (dB)
	A	B	C	D	Σ				
6885	-0.81	-0.05	-	-	2.60	3.25	5.85	24.00	-18.15
6925	2.00	2.95	-	-	5.49	3.25	8.74	24.00	-15.26
7005	-0.08	0.89	-	-	3.44	3.25	6.69	24.00	-17.31
7085	-0.08	0.60	-	-	3.28	3.25	6.53	24.00	-17.47

**Table 182 - Maximum Conducted (average) Output Power Results**



Test Configuration			
Frequency Range:	6.875-7.125 GHz	Band:	U-NII-8
Limit Clause(s):	15.407(a)(7) RSS-248	Test Method(s):	C63.10 12.4.2.4 C63.10 12.4.3.2
Additional Reference(s):	662911 D01 v02r01 F)2)f(i), 662911 D01 v02r01 E)1)		
Note(s):	Straddle channel power was measured using the appropriate SA test method. DCCF was added to the spectrum analyser reference level offset.		

DUT Configuration			
Mode:	802.11ax HE80 SU	Duty Cycle (%):	95.8
Modulation Coding Scheme:	MCS2x1	DCCF (dB):	0.19
Antenna Configuration:	MIMO CDD	Peak Antenna Gain (dBi):	3.25
Active Port(s):	A+B (Core 0 + Core 1)	Active Chain(s):	0+1

Test Frequency (MHz)	Maximum Conducted Output Power (dBm)					Gain (dBi)	EIRP (dBm)	EIRP Limit (dBm)	EIRP Margin (dB)
	A	B	C	D	Σ				
6865	-0.92	0.42	-	-	2.81	3.25	6.06	24.00	-17.94
6945	5.01	5.80	-	-	8.44	3.25	11.69	24.00	-12.31
7025	4.66	5.65	-	-	8.19	3.25	11.44	24.00	-12.56

**Table 183 - Maximum Conducted (average) Output Power Results**

Test Configuration			
Frequency Range:	6.875-7.125 GHz	Band:	U-NII-8
Limit Clause(s):	15.407(a)(7) RSS-248	Test Method(s):	C63.10 12.4.2.4 C63.10 12.4.3.2
Additional Reference(s):	662911 D01 v02r01 F)2)f(i), 662911 D01 v02r01 E)1)		
Note(s):	Straddle channel power was measured using the appropriate SA test method. DCCF was added to the spectrum analyser reference level offset.		

DUT Configuration			
Mode:	802.11ax HE160 SU	Duty Cycle (%):	93.3
Modulation Coding Scheme:	MCS2x1	DCCF (dB):	0.30
Antenna Configuration:	MIMO CDD	Peak Antenna Gain (dBi):	3.25
Active Port(s):	A+B (Core 0 + Core 1)	Active Chain(s):	0+1

Test Frequency (MHz)	Maximum Conducted Output Power (dBm)					Gain (dBi)	EIRP (dBm)	EIRP Limit (dBm)	EIRP Margin (dB)
	A	B	C	D	Σ				
6825	-2.38	-1.43	-	-	1.13	3.25	4.38	24.00	-19.62
6985	7.74	8.72	-	-	11.25	3.25	14.50	24.00	-9.50

**Table 184 - Maximum Conducted (average) Output Power Results**



Test Configuration			
Frequency Range:	5.925-6.425 GHz	Band:	U-NII-5
Limit Clause(s):	15.407(a)(7) RSS-248	Test Method(s):	C63.10 12.4.3.2
Additional Reference(s):	662911 D01 v02r01 F)2)f(i), 662911 D01 v02r01 E)1)		

DUT Configuration			
Mode:	802.11ax HE20 RU26	Duty Cycle (%):	97.3
Modulation Coding Scheme:	MCS2x1	DCCF (dB):	-
Antenna Configuration:	MIMO CDD	Peak Antenna Gain (dBi):	1.83
Active Port(s):	A+B (Core 0 + Core 1)	Active Chain(s):	0+1

Test Frequency (MHz)	Maximum Conducted Output Power (dBm)					Gain (dBi)	EIRP (dBm)	EIRP Limit (dBm)	EIRP Margin (dB)
	A	B	C	D	Σ				
5955 (RU26.0)	-9.07	-7.74	-	-	-5.34	1.83	-3.51	24.00	-27.51
6095 (RU26.0)	-9.01	-7.76	-	-	-5.33	1.83	-3.50	24.00	-27.50
6255 (RU26.8)	-9.09	-8.24	-	-	-5.64	1.41	-4.23	24.00	-28.23

**Table 185 - Maximum Conducted (average) Output Power Results**

Test Configuration			
Frequency Range:	5.925-6.425 GHz	Band:	U-NII-5
Limit Clause(s):	15.407(a)(7) RSS-248	Test Method(s):	C63.10 12.4.3.2
Additional Reference(s):	662911 D01 v02r01 F)2)f(i), 662911 D01 v02r01 E)1)		

DUT Configuration			
Mode:	802.11ax HE20 RU52	Duty Cycle (%):	97.1
Modulation Coding Scheme:	MCS2x1	DCCF (dB):	-
Antenna Configuration:	MIMO CDD	Peak Antenna Gain (dBi):	4.22
Active Port(s):	A+B (Core 0 + Core 1)	Active Chain(s):	0+1

Test Frequency (MHz)	Maximum Conducted Output Power (dBm)					Gain (dBi)	EIRP (dBm)	EIRP Limit (dBm)	EIRP Margin (dB)
	A	B	C	D	Σ				
5955 (RU52.37)	-5.84	-4.74	-	-	-2.25	1.83	-0.42	24.00	-24.42
6175 (RU52.37)	-6.23	-5.35	-	-	-2.76	1.41	-1.35	24.00	-25.35
6415 (RU52.40)	-7.29	-6.79	-	-	-4.03	4.22	0.19	24.00	-23.81

**Table 186 - Maximum Conducted (average) Output Power Results**



Test Configuration			
Frequency Range:	5.925-6.425 GHz	Band:	U-NII-5
Limit Clause(s):	15.407(a)(7) RSS-248	Test Method(s):	C63.10 12.4.3.2
Additional Reference(s):	662911 D01 v02r01 F)2)f)(i), 662911 D01 v02r01 E)1)		

DUT Configuration			
Mode:	802.11ax HE20 RU106	Duty Cycle (%):	98.0
Modulation Coding Scheme:	MCS2x1	DCCF (dB):	-
Antenna Configuration:	MIMO CDD	Peak Antenna Gain (dBi):	4.22
Active Port(s):	A+B (Core 0 + Core 1)	Active Chain(s):	0+1

Test Frequency (MHz)	Maximum Conducted Output Power (dBm)					Gain (dBi)	EIRP (dBm)	EIRP Limit (dBm)	EIRP Margin (dB)
	A	B	C	D	Σ				
5955 (RU106.53)	-3.19	-1.77	-	-	0.58	1.83	2.41	24.00	-21.59
6175 (RU106.53)	-3.28	-2.24	-	-	0.28	1.41	1.69	24.00	-22.31
6415 (RU106.54)	-3.99	-3.59	-	-	-0.78	4.22	3.44	24.00	-20.56

**Table 187 - Maximum Conducted (average) Output Power Results**

Test Configuration			
Frequency Range:	6.425-6.525 GHz	Band:	U-NII-6
Limit Clause(s):	15.407(a)(7) RSS-248	Test Method(s):	C63.10 12.4.3.2
Additional Reference(s):	662911 D01 v02r01 F)2)f)(i), 662911 D01 v02r01 E)1)		

DUT Configuration			
Mode:	802.11ax HE20 RU52	Duty Cycle (%):	97.1
Modulation Coding Scheme:	MCS2x1	DCCF (dB):	-
Antenna Configuration:	MIMO CDD	Peak Antenna Gain (dBi):	4.67
Active Port(s):	A+B (Core 0 + Core 1)	Active Chain(s):	0+1

Test Frequency (MHz)	Maximum Conducted Output Power (dBm)					Gain (dBi)	EIRP (dBm)	EIRP Limit (dBm)	EIRP Margin (dB)
	A	B	C	D	Σ				
6435 (RU52.37)	-7.76	-7.32	-	-	-4.52	4.67	0.15	24.00	-23.85
6475 (RU52.37)	-7.10	-7.11	-	-	-4.09	4.67	0.58	24.00	-23.42
6515 (RU52.40)	-7.18	-7.33	-	-	-4.25	4.67	0.42	24.00	-23.58

**Table 188 - Maximum Conducted (average) Output Power Results**



Test Configuration			
Frequency Range:	6.425-6.525 GHz	Band:	U-NII-6
Limit Clause(s):	15.407(a)(7) RSS-248	Test Method(s):	C63.10 12.4.3.2
Additional Reference(s):	662911 D01 v02r01 F)2)f)(i), 662911 D01 v02r01 E)1)		

DUT Configuration			
Mode:	802.11ax HE20 RU106	Duty Cycle (%):	98.0
Modulation Coding Scheme:	MCS2x1	DCCF (dB):	-
Antenna Configuration:	MIMO CDD	Peak Antenna Gain (dBi):	4.67
Active Port(s):	A+B (Core 0 + Core 1)	Active Chain(s):	0+1

Test Frequency (MHz)	Maximum Conducted Output Power (dBm)					Gain (dBi)	EIRP (dBm)	EIRP Limit (dBm)	EIRP Margin (dB)
	A	B	C	D	Σ				
6435 (RU106.53)	-4.79	-4.33	-	-	-1.54	4.67	3.13	24.00	-20.87
6475 (RU106.53)	-4.13	-4.24	-	-	-1.18	4.67	3.49	24.00	-20.51
6515 (RU106.54)	-4.11	-4.32	-	-	-1.21	4.67	3.46	24.00	-20.54

**Table 189 - Maximum Conducted (average) Output Power Results**

Test Configuration			
Frequency Range:	6.525-6.875 GHz	Band:	U-NII-7
Limit Clause(s):	15.407(a)(7) RSS-248	Test Method(s):	C63.10 12.4.2.4 C63.10 12.4.3.2
Additional Reference(s):	662911 D01 v02r01 F)2)f)(i), 662911 D01 v02r01 E)1)		
Note(s):	Straddle channel power was measured using the appropriate SA test method. DCCF was added to the spectrum analyser reference level offset.		

DUT Configuration			
Mode:	802.11ax HE20 RU52	Duty Cycle (%):	97.2
Modulation Coding Scheme:	MCS2x1	DCCF (dB):	0.12
Antenna Configuration:	MIMO CDD	Peak Antenna Gain (dBi):	3.88
Active Port(s):	A+B (Core 0 + Core 1)	Active Chain(s):	0+1

Test Frequency (MHz)	Maximum Conducted Output Power (dBm)					Gain (dBi)	EIRP (dBm)	EIRP Limit (dBm)	EIRP Margin (dB)
	A	B	C	D	Σ				
6535 (RU52.37)	-7.25	-7.37	-	-	-4.30	3.88	-0.42	24.00	-24.42
6695 (RU52.37)	-7.31	-7.54	-	-	-4.41	3.88	-0.53	24.00	-24.53
6855 (RU52.40)	-7.88	-7.27	-	-	-4.56	3.88	-0.68	24.00	-24.68
6875 (RU52.38)	-8.12	-7.39	-	-	-4.73	3.88	-0.85	24.00	-24.85

**Table 190 - Maximum Conducted (average) Output Power Results**



Test Configuration			
Frequency Range:	6.525-6.875 GHz	Band:	U-NII-7
Limit Clause(s):	15.407(a)(7) RSS-248	Test Method(s):	C63.10 12.4.2.4 C63.10 12.4.3.2
Additional Reference(s):	662911 D01 v02r01 F)2)f)(i), 662911 D01 v02r01 E)1)		
Note(s):	Straddle channel power was measured using the appropriate SA test method. DCCF was added to the spectrum analyser reference level offset.		

DUT Configuration			
Mode:	802.11ax HE20 RU106	Duty Cycle (%):	98.0
Modulation Coding Scheme:	MCS2x1	DCCF (dB):	0.09
Antenna Configuration:	MIMO CDD	Peak Antenna Gain (dBi):	3.88
Active Port(s):	A+B (Core 0 + Core 1)	Active Chain(s):	0+1

Test Frequency (MHz)	Maximum Conducted Output Power (dBm)					Gain (dBi)	EIRP (dBm)	EIRP Limit (dBm)	EIRP Margin (dB)
	A	B	C	D	Σ				
6535 (RU106.53)	-4.18	-4.38	-	-	-1.27	3.88	2.61	24.00	-21.39
6695 (RU106.53)	-4.35	-4.63	-	-	-1.48	3.88	2.40	24.00	-21.60
6855 (RU106.54)	-4.86	-4.32	-	-	-1.58	3.88	2.30	24.00	-21.70
6875 (RU106.53)	-4.91	-4.35	-	-	-1.61	3.88	2.27	24.00	-21.73

**Table 191 - Maximum Conducted (average) Output Power Results**

Test Configuration			
Frequency Range:	6.875-7.125 GHz	Band:	U-NII-8
Limit Clause(s):	15.407(a)(7) RSS-248	Test Method(s):	C63.10 12.4.2.4 C63.10 12.4.3.2
Additional Reference(s):	662911 D01 v02r01 F)2)f)(i), 662911 D01 v02r01 E)1)		
Note(s):	Straddle channel power was measured using the appropriate SA test method. DCCF was added to the spectrum analyser reference level offset.		

DUT Configuration			
Mode:	802.11ax HE20 RU52	Duty Cycle (%):	97.0
Modulation Coding Scheme:	MCS2x1	DCCF (dB):	0.13
Antenna Configuration:	MIMO CDD	Peak Antenna Gain (dBi):	3.88
Active Port(s):	A+B (Core 0 + Core 1)	Active Chain(s):	0+1

Test Frequency (MHz)	Maximum Conducted Output Power (dBm)					Gain (dBi)	EIRP (dBm)	EIRP Limit (dBm)	EIRP Margin (dB)
	A	B	C	D	Σ				
6875 (RU52.39)	-8.20	-7.36	-	-	-4.75	3.88	-0.87	24.00	-24.87
6895 (RU52.37)	-7.19	-6.05	-	-	-3.57	3.25	-0.32	24.00	-24.32
6995 (RU52.37)	-6.99	-6.32	-	-	-3.63	3.25	-0.38	24.00	-24.38
7095 (RU52.40)	-6.36	-6.04	-	-	-3.19	3.25	0.06	24.00	-23.94

**Table 192 - Maximum Conducted (average) Output Power Results**



Test Configuration			
Frequency Range:	6.875-7.125 GHz	Band:	U-NII-8
Limit Clause(s):	15.407(a)(7) RSS-248	Test Method(s):	C63.10 12.4.2.4 C63.10 12.4.3.2
Additional Reference(s):	662911 D01 v02r01 F)2)f)(i), 662911 D01 v02r01 E)1)		
Note(s):	Straddle channel power was measured using the appropriate SA test method. DCCF was added to the spectrum analyser reference level offset.		

DUT Configuration			
Mode:	802.11ax HE20 RU106	Duty Cycle (%):	98.0
Modulation Coding Scheme:	MCS2x1	DCCF (dB):	0.09
Antenna Configuration:	MIMO CDD	Peak Antenna Gain (dBi):	3.88
Active Port(s):	A+B (Core 0 + Core 1)	Active Chain(s):	0+1

Test Frequency (MHz)	Maximum Conducted Output Power (dBm)					Gain (dBi)	EIRP (dBm)	EIRP Limit (dBm)	EIRP Margin (dB)
	A	B	C	D	Σ				
6875 (RU106.54)	-5.25	-4.42	-	-	-1.80	3.88	2.08	24.00	-21.92
6895 (RU106.53)	-4.30	-3.18	-	-	-0.70	3.25	2.55	24.00	-21.45
6995 (RU106.53)	-3.78	-3.17	-	-	-0.45	3.25	2.80	24.00	-21.20
7095 (RU106.54)	-3.39	-3.14	-	-	-0.25	3.25	3.00	24.00	-21.00

**Table 193 - Maximum Conducted (average) Output Power Results**





**MIMO SDM**

Test Configuration			
Frequency Range:	5.925-6.425 GHz	Band:	U-NII-5
Limit Clause(s):	15.407(a)(7) RSS-248	Test Method(s):	C63.10 12.4.3.2
Additional Reference(s):	662911 D01 v02r01 F)2)d)(ii), 662911 D01 v02r01 E)1)		

DUT Configuration			
Mode:	802.11ax HE20 SU	Duty Cycle (%):	93.9
Modulation Coding Scheme:	MCS2x2	DCCF (dB):	-
Antenna Configuration:	MIMO SDM	Peak Antenna Gain (dBi):	3.06
Active Port(s):	A+B (Core 0 + Core 1)	Active Chain(s):	0+1

Test Frequency (MHz)	Maximum Conducted Output Power (dBm)					Gain (dBi)	EIRP (dBm)	EIRP Limit (dBm)	EIRP Margin (dB)
	A	B	C	D	Σ				
5955	4.97	4.77	-	-	7.87	1.13	9.01	24.00	-14.99
6175	3.79	4.20	-	-	7.00	0.96	7.96	24.00	-16.04
6415	1.05	1.55	-	-	4.32	3.06	7.38	24.00	-16.62

**Table 194 - Maximum Conducted (average) Output Power Results**

Test Configuration			
Frequency Range:	5.925-6.425 GHz	Band:	U-NII-5
Limit Clause(s):	15.407(a)(7) RSS-248	Test Method(s):	C63.10 12.4.3.2
Additional Reference(s):	662911 D01 v02r01 F)2)d)(ii), 662911 D01 v02r01 E)1)		

DUT Configuration			
Mode:	802.11ax HE40 SU	Duty Cycle (%):	93.7
Modulation Coding Scheme:	MCS2x2	DCCF (dB):	-
Antenna Configuration:	MIMO SDM	Peak Antenna Gain (dBi):	3.06
Active Port(s):	A+B (Core 0 + Core 1)	Active Chain(s):	0+1

Test Frequency (MHz)	Maximum Conducted Output Power (dBm)					Gain (dBi)	EIRP (dBm)	EIRP Limit (dBm)	EIRP Margin (dB)
	A	B	C	D	Σ				
5965	7.24	7.44	-	-	10.34	1.13	11.47	24.00	-12.53
6165	6.30	6.60	-	-	9.44	0.96	10.40	24.00	-13.60
6405	4.65	5.18	-	-	7.92	3.06	10.98	24.00	-13.02

**Table 195 - Maximum Conducted (average) Output Power Results**



Test Configuration			
Frequency Range:	5.925-6.425 GHz	Band:	U-NII-5
Limit Clause(s):	15.407(a)(7) RSS-248	Test Method(s):	C63.10 12.4.3.2
Additional Reference(s):	662911 D01 v02r01 F)2)d)(ii), 662911 D01 v02r01 E)1)		

DUT Configuration			
Mode:	802.11ax HE80 SU	Duty Cycle (%):	93.3
Modulation Coding Scheme:	MCS2x2	DCCF (dB):	-
Antenna Configuration:	MIMO SDM	Peak Antenna Gain (dBi):	3.06
Active Port(s):	A+B (Core 0 + Core 1)	Active Chain(s):	0+1

Test Frequency (MHz)	Maximum Conducted Output Power (dBm)					Gain (dBi)	EIRP (dBm)	EIRP Limit (dBm)	EIRP Margin (dB)
	A	B	C	D	Σ				
5985	10.31	10.50	-	-	13.41	1.13	14.54	24.00	-9.46
6145	9.01	9.50	-	-	12.27	0.96	13.23	24.00	-10.77
6385	7.95	8.16	-	-	11.07	3.06	14.12	24.00	-9.88

**Table 196 - Maximum Conducted (average) Output Power Results**

Test Configuration			
Frequency Range:	5.925-6.425 GHz	Band:	U-NII-5
Limit Clause(s):	15.407(a)(7) RSS-248	Test Method(s):	C63.10 12.4.3.2
Additional Reference(s):	662911 D01 v02r01 F)2)d)(ii), 662911 D01 v02r01 E)1)		

DUT Configuration			
Mode:	802.11ax HE160 SU	Duty Cycle (%):	89.7
Modulation Coding Scheme:	MCS2x2	DCCF (dB):	-
Antenna Configuration:	MIMO SDM	Peak Antenna Gain (dBi):	3.06
Active Port(s):	A+B (Core 0 + Core 1)	Active Chain(s):	0+1

Test Frequency (MHz)	Maximum Conducted Output Power (dBm)					Gain (dBi)	EIRP (dBm)	EIRP Limit (dBm)	EIRP Margin (dB)
	A	B	C	D	Σ				
6025	13.05	13.15	-	-	16.10	1.13	17.23	24.00	-6.77
6185	11.87	12.46	-	-	15.16	0.96	16.12	24.00	-7.88
6345	10.54	10.96	-	-	13.74	3.06	16.80	24.00	-7.20

**Table 197 - Maximum Conducted (average) Output Power Results**



Test Configuration			
Frequency Range:	6.425-6.525 GHz	Band:	U-NII-6
Limit Clause(s):	15.407(a)(7) RSS-248	Test Method(s):	C63.10 12.4.3.2
Additional Reference(s):	662911 D01 v02r01 F)2)d)(ii), 662911 D01 v02r01 E)1)		

DUT Configuration			
Mode:	802.11ax HE20 SU	Duty Cycle (%):	93.8
Modulation Coding Scheme:	MCS2x2	DCCF (dB):	-
Antenna Configuration:	MIMO SDM	Peak Antenna Gain (dBi):	3.19
Active Port(s):	A+B (Core 0 + Core 1)	Active Chain(s):	0+1

Test Frequency (MHz)	Maximum Conducted Output Power (dBm)					Gain (dBi)	EIRP (dBm)	EIRP Limit (dBm)	EIRP Margin (dB)
	A	B	C	D	Σ				
6435	1.01	1.58	-	-	4.30	3.19	7.49	24.00	-16.51
6475	0.86	0.83	-	-	3.85	3.19	7.04	24.00	-16.96
6515	1.11	1.01	-	-	4.07	3.19	7.26	24.00	-16.74

**Table 198 - Maximum Conducted (average) Output Power Results**

Test Configuration			
Frequency Range:	6.425-6.525 GHz	Band:	U-NII-6
Limit Clause(s):	15.407(a)(7) RSS-248	Test Method(s):	C63.10 12.4.2.4 C63.10 12.4.3.2
Additional Reference(s):	662911 D01 v02r01 F)2)d)(ii), 662911 D01 v02r01 E)1)		
Note(s):	Straddle channel power was measured using the appropriate SA test method. DCCF was added to the spectrum analyser reference level offset.		

DUT Configuration			
Mode:	802.11ax HE40 SU	Duty Cycle (%):	93.8
Modulation Coding Scheme:	MCS2x2	DCCF (dB):	0.28
Antenna Configuration:	MIMO SDM	Peak Antenna Gain (dBi):	3.19
Active Port(s):	A+B (Core 0 + Core 1)	Active Chain(s):	0+1

Test Frequency (MHz)	Maximum Conducted Output Power (dBm)					Gain (dBi)	EIRP (dBm)	EIRP Limit (dBm)	EIRP Margin (dB)
	A	B	C	D	Σ				
6445	4.73	5.03	-	-	7.88	3.19	11.07	24.00	-12.93
6485	4.93	4.97	-	-	7.95	3.19	11.14	24.00	-12.86
6525	1.87	1.85	-	-	4.87	3.19	8.06	24.00	-15.94

**Table 199 - Maximum Conducted (average) Output Power Results**



Test Configuration			
Frequency Range:	6.425-6.525 GHz	Band:	U-NII-6
Limit Clause(s):	15.407(a)(7) RSS-248	Test Method(s):	C63.10 12.4.2.4 C63.10 12.4.3.2
Additional Reference(s):	662911 D01 v02r01 F)2)d)(ii), 662911 D01 v02r01 E)1)		
Note(s):	Straddle channel power was measured using the appropriate SA test method. DCCF was added to the spectrum analyser reference level offset.		

DUT Configuration			
Mode:	802.11ax HE80 SU	Duty Cycle (%):	93.2
Modulation Coding Scheme:	MCS2x2	DCCF (dB):	0.30
Antenna Configuration:	MIMO SDM	Peak Antenna Gain (dBi):	3.19
Active Port(s):	A+B (Core 0 + Core 1)	Active Chain(s):	0+1

Test Frequency (MHz)	Maximum Conducted Output Power (dBm)					Gain (dBi)	EIRP (dBm)	EIRP Limit (dBm)	EIRP Margin (dB)
	A	B	C	D	Σ				
6465	7.76	7.92	-	-	10.84	3.19	14.03	24.00	-9.97
6545	1.60	1.16	-	-	4.40	3.19	7.58	24.00	-16.42

**Table 200 - Maximum Conducted (average) Output Power Results**

Test Configuration			
Frequency Range:	6.425-6.525 GHz	Band:	U-NII-6
Limit Clause(s):	15.407(a)(7) RSS-248	Test Method(s):	C63.10 12.4.2.4
Additional Reference(s):	662911 D01 v02r01 F)2)d)(ii), 662911 D01 v02r01 E)1)		
Note(s):	Straddle channel power was measured using the appropriate SA test method. DCCF was added to the spectrum analyser reference level offset.		

DUT Configuration			
Mode:	802.11ax HE160 SU	Duty Cycle (%):	89.8
Modulation Coding Scheme:	MCS2x2	DCCF (dB):	0.47
Antenna Configuration:	MIMO SDM	Peak Antenna Gain (dBi):	3.19
Active Port(s):	A+B (Core 0 + Core 1)	Active Chain(s):	0+1

Test Frequency (MHz)	Maximum Conducted Output Power (dBm)					Gain (dBi)	EIRP (dBm)	EIRP Limit (dBm)	EIRP Margin (dB)
	A	B	C	D	Σ				
6505	9.24	9.41	-	-	12.34	3.19	15.52	24.00	-8.48

**Table 201 - Maximum Conducted (average) Output Power Results**



Test Configuration			
Frequency Range:	6.525-6.875 GHz	Band:	U-NII-7
Limit Clause(s):	15.407(a)(7) RSS-248	Test Method(s):	C63.10 12.4.2.4 C63.10 12.4.3.2
Additional Reference(s):	662911 D01 v02r01 F)2)d)(ii), 662911 D01 v02r01 E)1)		
Note(s):	Straddle channel power was measured using the appropriate SA test method. DCCF was added to the spectrum analyser reference level offset.		

DUT Configuration			
Mode:	802.11ax HE20 SU	Duty Cycle (%):	93.7
Modulation Coding Scheme:	MCS2x2	DCCF (dB):	0.28
Antenna Configuration:	MIMO SDM	Peak Antenna Gain (dBi):	3.14
Active Port(s):	A+B (Core 0 + Core 1)	Active Chain(s):	0+1

Test Frequency (MHz)	Maximum Conducted Output Power (dBm)					Gain (dBi)	EIRP (dBm)	EIRP Limit (dBm)	EIRP Margin (dB)
	A	B	C	D	Σ				
6535	1.04	0.95	-	-	3.99	3.14	7.13	24.00	-16.87
6695	2.33	2.57	-	-	5.46	3.14	8.60	24.00	-15.40
6855	0.17	0.92	-	-	3.55	3.14	6.69	24.00	-17.31
6875	-2.81	-2.02	-	-	0.61	3.14	3.75	24.00	-20.25

**Table 202 - Maximum Conducted (average) Output Power Results**



Test Configuration			
Frequency Range:	6.525-6.875 GHz	Band:	U-NII-7
Limit Clause(s):	15.407(a)(7) RSS-248	Test Method(s):	C63.10 12.4.2.4 C63.10 12.4.3.2
Additional Reference(s):	662911 D01 v02r01 F)2)d)(ii), 662911 D01 v02r01 E)1)		
Note(s):	Straddle channel power was measured using the appropriate SA test method. DCCF was added to the spectrum analyser reference level offset.		

DUT Configuration			
Mode:	802.11ax HE40 SU	Duty Cycle (%):	93.6
Modulation Coding Scheme:	MCS2x2	DCCF (dB):	0.29
Antenna Configuration:	MIMO SDM	Peak Antenna Gain (dBi):	3.14
Active Port(s):	A+B (Core 0 + Core 1)	Active Chain(s):	0+1

Test Frequency (MHz)	Maximum Conducted Output Power (dBm)					Gain (dBi)	EIRP (dBm)	EIRP Limit (dBm)	EIRP Margin (dB)
	A	B	C	D	Σ				
6525	1.91	1.89	-	-	4.91	3.14	8.05	24.00	-15.95
6565	4.65	5.04	-	-	7.85	3.14	10.99	24.00	-13.01
6685	4.37	5.05	-	-	7.72	3.14	10.86	24.00	-13.14
6845	4.16	5.18	-	-	7.70	3.14	10.84	24.00	-13.16
6885	-2.34	-1.28	-	-	1.23	3.14	4.37	24.00	-19.63

**Table 203 - Maximum Conducted (average) Output Power Results**



Test Configuration			
Frequency Range:	6.525-6.875 GHz	Band:	U-NII-7
Limit Clause(s):	15.407(a)(7) RSS-248	Test Method(s):	C63.10 12.4.2.4 C63.10 12.4.3.2
Additional Reference(s):	662911 D01 v02r01 F)2)d)(ii), 662911 D01 v02r01 E)1)		
Note(s):	Straddle channel power was measured using the appropriate SA test method. DCCF was added to the spectrum analyser reference level offset.		

DUT Configuration			
Mode:	802.11ax HE80 SU	Duty Cycle (%):	93.2
Modulation Coding Scheme:	MCS2x2	DCCF (dB):	0.31
Antenna Configuration:	MIMO SDM	Peak Antenna Gain (dBi):	3.14
Active Port(s):	A+B (Core 0 + Core 1)	Active Chain(s):	0+1

Test Frequency (MHz)	Maximum Conducted Output Power (dBm)					Gain (dBi)	EIRP (dBm)	EIRP Limit (dBm)	EIRP Margin (dB)
	A	B	C	D	Σ				
6545	6.81	6.53	-	-	9.68	3.14	12.82	24.00	-11.18
6625	7.96	8.02	-	-	10.99	3.14	14.13	24.00	-9.87
6705	7.62	8.04	-	-	10.84	3.14	13.98	24.00	-10.02
6785	7.26	7.99	-	-	10.65	3.14	13.79	24.00	-10.21
6865	5.02	6.01	-	-	8.55	3.14	11.69	24.00	-12.31

**Table 204 - Maximum Conducted (average) Output Power Results**

Test Configuration			
Frequency Range:	6.525-6.875 GHz	Band:	U-NII-7
Limit Clause(s):	15.407(a)(7) RSS-248	Test Method(s):	C63.10 12.4.2.4 C63.10 12.4.3.2
Additional Reference(s):	662911 D01 v02r01 F)2)d)(ii), 662911 D01 v02r01 E)1)		
Note(s):	Straddle channel power was measured using the appropriate SA test method. DCCF was added to the spectrum analyser reference level offset.		

DUT Configuration			
Mode:	802.11ax HE160 SU	Duty Cycle (%):	89.6
Modulation Coding Scheme:	MCS2x2	DCCF (dB):	0.48
Antenna Configuration:	MIMO SDM	Peak Antenna Gain (dBi):	3.14
Active Port(s):	A+B (Core 0 + Core 1)	Active Chain(s):	0+1

Test Frequency (MHz)	Maximum Conducted Output Power (dBm)					Gain (dBi)	EIRP (dBm)	EIRP Limit (dBm)	EIRP Margin (dB)
	A	B	C	D	Σ				
6505	5.68	5.98	-	-	8.84	3.14	11.98	24.00	-12.02
6665	10.49	11.20	-	-	13.85	3.14	16.99	24.00	-7.01
6825	9.26	10.47	-	-	12.92	3.14	16.06	24.00	-7.94

**Table 205 - Maximum Conducted (average) Output Power Results**



Test Configuration			
Frequency Range:	6.875-7.125 GHz	Band:	U-NII-8
Limit Clause(s):	15.407(a)(7) RSS-248	Test Method(s):	C63.10 12.4.2.4 C63.10 12.4.3.2
Additional Reference(s):	662911 D01 v02r01 F)2)d)(ii), 662911 D01 v02r01 E)1)		
Note(s):	Straddle channel power was measured using the appropriate SA test method. DCCF was added to the spectrum analyser reference level offset.		

DUT Configuration			
Mode:	802.11ax HE20 SU	Duty Cycle (%):	93.8
Modulation Coding Scheme:	MCS2x2	DCCF (dB):	0.28
Antenna Configuration:	MIMO SDM	Peak Antenna Gain (dBi):	2.36
Active Port(s):	A+B (Core 0 + Core 1)	Active Chain(s):	0+1

Test Frequency (MHz)	Maximum Conducted Output Power (dBm)					Gain (dBi)	EIRP (dBm)	EIRP Limit (dBm)	EIRP Margin (dB)
	A	B	C	D	Σ				
6875	-2.89	-2.09	-	-	0.54	2.36	2.90	24.00	-21.10
6895	2.05	3.39	-	-	5.77	2.36	8.13	24.00	-15.87
6995	1.80	3.27	-	-	5.60	2.36	7.96	24.00	-16.04
7115	-2.10	-2.05	-	-	0.92	2.36	3.28	24.00	-20.72

**Table 206 - Maximum Conducted (average) Output Power Results**

Test Configuration			
Frequency Range:	6.875-7.125 GHz	Band:	U-NII-8
Limit Clause(s):	15.407(a)(7) RSS-248	Test Method(s):	C63.10 12.4.2.4 C63.10 12.4.3.2
Additional Reference(s):	662911 D01 v02r01 F)2)d)(ii), 662911 D01 v02r01 E)1)		
Note(s):	Straddle channel power was measured using the appropriate SA test method. DCCF was added to the spectrum analyser reference level offset.		

DUT Configuration			
Mode:	802.11ax HE40 SU	Duty Cycle (%):	93.5
Modulation Coding Scheme:	MCS2x2	DCCF (dB):	0.29
Antenna Configuration:	MIMO SDM	Peak Antenna Gain (dBi):	2.36
Active Port(s):	A+B (Core 0 + Core 1)	Active Chain(s):	0+1

Test Frequency (MHz)	Maximum Conducted Output Power (dBm)					Gain (dBi)	EIRP (dBm)	EIRP Limit (dBm)	EIRP Margin (dB)
	A	B	C	D	Σ				
6885	2.75	3.89	-	-	6.37	2.36	8.73	24.00	-15.27
6925	4.84	5.86	-	-	8.38	2.36	10.74	24.00	-13.26
7005	4.61	5.90	-	-	8.31	2.36	10.67	24.00	-13.33
7085	4.74	5.89	-	-	8.36	2.36	10.72	24.00	-13.28

**Table 207 - Maximum Conducted (average) Output Power Results**





Test Configuration			
Frequency Range:	6.875-7.125 GHz	Band:	U-NII-8
Limit Clause(s):	15.407(a)(7) RSS-248	Test Method(s):	C63.10 12.4.2.4 C63.10 12.4.3.2
Additional Reference(s):	662911 D01 v02r01 F)2)d)(ii), 662911 D01 v02r01 E)1)		
Note(s):	Straddle channel power was measured using the appropriate SA test method. DCCF was added to the spectrum analyser reference level offset.		

DUT Configuration			
Mode:	802.11ax HE80 SU	Duty Cycle (%):	93.4
Modulation Coding Scheme:	MCS2x2	DCCF (dB):	0.30
Antenna Configuration:	MIMO SDM	Peak Antenna Gain (dBi):	2.36
Active Port(s):	A+B (Core 0 + Core 1)	Active Chain(s):	0+1

Test Frequency (MHz)	Maximum Conducted Output Power (dBm)					Gain (dBi)	EIRP (dBm)	EIRP Limit (dBm)	EIRP Margin (dB)
	A	B	C	D	Σ				
6865	2.23	3.38	-	-	5.85	2.36	8.21	24.00	-15.79
6945	7.63	8.83	-	-	11.28	2.36	13.64	24.00	-10.36
7025	7.11	8.75	-	-	11.02	2.36	13.38	24.00	-10.62

**Table 208 - Maximum Conducted (average) Output Power Results**

Test Configuration			
Frequency Range:	6.875-7.125 GHz	Band:	U-NII-8
Limit Clause(s):	15.407(a)(7) RSS-248	Test Method(s):	C63.10 12.4.2.4 C63.10 12.4.3.2
Additional Reference(s):	662911 D01 v02r01 F)2)d)(ii), 662911 D01 v02r01 E)1)		
Note(s):	Straddle channel power was measured using the appropriate SA test method. DCCF was added to the spectrum analyser reference level offset.		

DUT Configuration			
Mode:	802.11ax HE160 SU	Duty Cycle (%):	89.6
Modulation Coding Scheme:	MCS2x2	DCCF (dB):	0.48
Antenna Configuration:	MIMO SDM	Peak Antenna Gain (dBi):	2.36
Active Port(s):	A+B (Core 0 + Core 1)	Active Chain(s):	0+1

Test Frequency (MHz)	Maximum Conducted Output Power (dBm)					Gain (dBi)	EIRP (dBm)	EIRP Limit (dBm)	EIRP Margin (dB)
	A	B	C	D	Σ				
6825	-0.06	1.75	-	-	3.95	2.36	6.31	24.00	-17.69
6985	10.37	11.82	-	-	14.14	2.36	16.50	24.00	-7.50

**Table 209 - Maximum Conducted (average) Output Power Results**



Test Configuration			
Frequency Range:	5.925-6.425 GHz	Band:	U-NII-5
Limit Clause(s):	15.407(a)(7) RSS-248	Test Method(s):	C63.10 12.4.3.2
Additional Reference(s):	662911 D01 v02r01 F)2)d)(ii), 662911 D01 v02r01 E)1)		

DUT Configuration			
Mode:	802.11ax HE20 RU26	Duty Cycle (%):	97.2
Modulation Coding Scheme:	MCS2x2	DCCF (dB):	-
Antenna Configuration:	MIMO SDM	Peak Antenna Gain (dBi):	3.06
Active Port(s):	A+B (Core 0 + Core 1)	Active Chain(s):	0+1

Test Frequency (MHz)	Maximum Conducted Output Power (dBm)					Gain (dBi)	EIRP (dBm)	EIRP Limit (dBm)	EIRP Margin (dB)
	A	B	C	D	Σ				
5955 (RU26.0)	-5.78	-4.77	-	-	-2.24	1.13	-1.11	24.00	-25.11
6175 (RU26.0)	-6.65	-5.67	-	-	-3.12	0.96	-2.16	24.00	-26.16
6415 (RU26.8)	-7.65	-7.13	-	-	-4.37	3.06	-1.31	24.00	-25.31

**Table 210 - Maximum Conducted (average) Output Power Results**

Test Configuration			
Frequency Range:	5.925-6.425 GHz	Band:	U-NII-5
Limit Clause(s):	15.407(a)(7) RSS-248	Test Method(s):	C63.10 12.4.3.2
Additional Reference(s):	662911 D01 v02r01 F)2)d)(ii), 662911 D01 v02r01 E)1)		

DUT Configuration			
Mode:	802.11ax HE20 RU52	Duty Cycle (%):	97.1
Modulation Coding Scheme:	MCS2x2	DCCF (dB):	-
Antenna Configuration:	MIMO SDM	Peak Antenna Gain (dBi):	3.06
Active Port(s):	A+B (Core 0 + Core 1)	Active Chain(s):	0+1

Test Frequency (MHz)	Maximum Conducted Output Power (dBm)					Gain (dBi)	EIRP (dBm)	EIRP Limit (dBm)	EIRP Margin (dB)
	A	B	C	D	Σ				
5955 (RU52.37)	-3.04	-1.68	-	-	0.70	1.13	1.83	24.00	-22.17
6175 (RU52.37)	-3.99	-2.78	-	-	-0.33	0.96	0.63	24.00	-23.37
6415 (RU52.40)	-4.64	-4.31	-	-	-1.47	3.06	1.59	24.00	-22.41

**Table 211 - Maximum Conducted (average) Output Power Results**



Test Configuration			
Frequency Range:	5.925-6.425 GHz	Band:	U-NII-5
Limit Clause(s):	15.407(a)(7) RSS-248	Test Method(s):	C63.10 12.4.3.2
Additional Reference(s):	662911 D01 v02r01 F)2)d)(ii), 662911 D01 v02r01 E)1)		

DUT Configuration			
Mode:	802.11ax HE20 RU106	Duty Cycle (%):	98.0
Modulation Coding Scheme:	MCS2x2	DCCF (dB):	-
Antenna Configuration:	MIMO SDM	Peak Antenna Gain (dBi):	3.06
Active Port(s):	A+B (Core 0 + Core 1)	Active Chain(s):	0+1

Test Frequency (MHz)	Maximum Conducted Output Power (dBm)					Gain (dBi)	EIRP (dBm)	EIRP Limit (dBm)	EIRP Margin (dB)
	A	B	C	D	Σ				
5955 (RU106.53)	0.05	1.39	-	-	3.77	1.13	4.91	24.00	-19.09
6175 (RU106.53)	-0.73	0.51	-	-	2.94	0.96	3.90	24.00	-20.10
6415 (RU106.54)	-1.95	-1.35	-	-	1.37	3.06	4.43	24.00	-19.57

**Table 212 - Maximum Conducted (average) Output Power Results**

Test Configuration			
Frequency Range:	6.425-6.525 GHz	Band:	U-NII-6
Limit Clause(s):	15.407(a)(7) RSS-248	Test Method(s):	C63.10 12.4.3.2
Additional Reference(s):	662911 D01 v02r01 F)2)d)(ii), 662911 D01 v02r01 E)1)		

DUT Configuration			
Mode:	802.11ax HE20 RU26	Duty Cycle (%):	97.4
Modulation Coding Scheme:	MCS2x2	DCCF (dB):	-
Antenna Configuration:	MIMO SDM	Peak Antenna Gain (dBi):	3.19
Active Port(s):	A+B (Core 0 + Core 1)	Active Chain(s):	0+1

Test Frequency (MHz)	Maximum Conducted Output Power (dBm)					Gain (dBi)	EIRP (dBm)	EIRP Limit (dBm)	EIRP Margin (dB)
	A	B	C	D	Σ				
6435 (RU26.0)	-7.60	-7.07	-	-	-4.32	3.19	-1.14	24.00	-25.14
6475 (RU26.0)	-7.16	-7.22	-	-	-4.18	3.19	-0.99	24.00	-24.99
6515 (RU26.8)	-7.29	-7.40	-	-	-4.34	3.19	-1.15	24.00	-25.15

**Table 213 - Maximum Conducted (average) Output Power Results**



Test Configuration			
Frequency Range:	6.425-6.525 GHz	Band:	U-NII-6
Limit Clause(s):	15.407(a)(7) RSS-248	Test Method(s):	C63.10 12.4.3.2
Additional Reference(s):	662911 D01 v02r01 F)2)d)(ii), 662911 D01 v02r01 E)1)		

DUT Configuration			
Mode:	802.11ax HE20 RU52	Duty Cycle (%):	97.1
Modulation Coding Scheme:	MCS2x2	DCCF (dB):	-
Antenna Configuration:	MIMO SDM	Peak Antenna Gain (dBi):	3.19
Active Port(s):	A+B (Core 0 + Core 1)	Active Chain(s):	0+1

Test Frequency (MHz)	Maximum Conducted Output Power (dBm)					Gain (dBi)	EIRP (dBm)	EIRP Limit (dBm)	EIRP Margin (dB)
	A	B	C	D	Σ				
6435 (RU52.37)	-4.62	-4.27	-	-	-1.44	3.19	1.75	24.00	-22.25
6475 (RU52.37)	-4.31	-4.40	-	-	-1.35	3.19	1.84	24.00	-22.16
6515 (RU52.40)	-4.30	-4.49	-	-	-1.39	3.19	1.80	24.00	-22.20

**Table 214 - Maximum Conducted (average) Output Power Results**

Test Configuration			
Frequency Range:	6.425-6.525 GHz	Band:	U-NII-6
Limit Clause(s):	15.407(a)(7) RSS-248	Test Method(s):	C63.10 12.4.3.2
Additional Reference(s):	662911 D01 v02r01 F)2)d)(ii), 662911 D01 v02r01 E)1)		

DUT Configuration			
Mode:	802.11ax HE20 RU106	Duty Cycle (%):	98.0
Modulation Coding Scheme:	MCS2x2	DCCF (dB):	-
Antenna Configuration:	MIMO SDM	Peak Antenna Gain (dBi):	3.19
Active Port(s):	A+B (Core 0 + Core 1)	Active Chain(s):	0+1

Test Frequency (MHz)	Maximum Conducted Output Power (dBm)					Gain (dBi)	EIRP (dBm)	EIRP Limit (dBm)	EIRP Margin (dB)
	A	B	C	D	Σ				
6435 (RU106.53)	-1.93	-1.30	-	-	1.40	3.19	4.59	24.00	-19.41
6475 (RU106.53)	-1.27	-1.10	-	-	1.81	3.19	5.00	24.00	-19.00
6515 (RU106.54)	-1.37	-1.27	-	-	1.68	3.19	4.87	24.00	-19.13

**Table 215 - Maximum Conducted (average) Output Power Results**



Test Configuration			
Frequency Range:	6.525-6.875 GHz	Band:	U-NII-7
Limit Clause(s):	15.407(a)(7) RSS-248	Test Method(s):	C63.10 12.4.2.4 C63.10 12.4.3.2
Additional Reference(s):	662911 D01 v02r01 F)2)d)(ii), 662911 D01 v02r01 E)1)		
Note(s):	Straddle channel power was measured using the appropriate SA test method. DCCF was added to the spectrum analyser reference level offset.		

DUT Configuration			
Mode:	802.11ax HE20 RU26	Duty Cycle (%):	97.1
Modulation Coding Scheme:	MCS2x2	DCCF (dB):	0.13
Antenna Configuration:	MIMO SDM	Peak Antenna Gain (dBi):	3.14
Active Port(s):	A+B (Core 0 + Core 1)	Active Chain(s):	0+1

Test Frequency (MHz)	Maximum Conducted Output Power (dBm)					Gain (dBi)	EIRP (dBm)	EIRP Limit (dBm)	EIRP Margin (dB)
	A	B	C	D	Σ				
6535 (RU26.0)	-7.33	-7.44	-	-	-4.38	3.14	-1.24	24.00	-25.24
6695 (RU26.0)	-7.14	-7.37	-	-	-4.25	3.14	-1.11	24.00	-25.11
6855 (RU26.8)	-8.01	-7.33	-	-	-4.65	3.14	-1.51	24.00	-25.51
6875 (RU26.3)	-8.16	-7.31	-	-	-4.71	3.14	-1.56	24.00	-25.56

**Table 216 - Maximum Conducted (average) Output Power Results**

Test Configuration			
Frequency Range:	6.525-6.875 GHz	Band:	U-NII-7
Limit Clause(s):	15.407(a)(7) RSS-248	Test Method(s):	C63.10 12.4.2.4 C63.10 12.4.3.2
Additional Reference(s):	662911 D01 v02r01 F)2)d)(ii), 662911 D01 v02r01 E)1)		
Note(s):	Straddle channel power was measured using the appropriate SA test method. DCCF was added to the spectrum analyser reference level offset.		

DUT Configuration			
Mode:	802.11ax HE20 RU52	Duty Cycle (%):	97.3
Modulation Coding Scheme:	MCS2x2	DCCF (dB):	0.12
Antenna Configuration:	MIMO SDM	Peak Antenna Gain (dBi):	3.14
Active Port(s):	A+B (Core 0 + Core 1)	Active Chain(s):	0+1

Test Frequency (MHz)	Maximum Conducted Output Power (dBm)					Gain (dBi)	EIRP (dBm)	EIRP Limit (dBm)	EIRP Margin (dB)
	A	B	C	D	Σ				
6535 (RU52.37)	-4.34	-4.53	-	-	-1.42	3.14	1.72	24.00	-22.28
6695 (RU52.37)	-4.22	-4.23	-	-	-1.22	3.14	1.93	24.00	-22.07
6855 (RU52.40)	-4.83	-4.23	-	-	-1.51	3.14	1.63	24.00	-22.37
6875 (RU52.38)	-5.13	-4.29	-	-	-1.68	3.14	1.47	24.00	-22.53

**Table 217 - Maximum Conducted (average) Output Power Results**



Test Configuration			
Frequency Range:	6.525-6.875 GHz	Band:	U-NII-7
Limit Clause(s):	15.407(a)(7) RSS-248	Test Method(s):	C63.10 12.4.2.4 C63.10 12.4.3.2
Additional Reference(s):	662911 D01 v02r01 F)2)d)(ii), 662911 D01 v02r01 E)1)		
Note(s):	Straddle channel power was measured using the appropriate SA test method. DCCF was added to the spectrum analyser reference level offset.		

DUT Configuration			
Mode:	802.11ax HE20 RU106	Duty Cycle (%):	97.9
Modulation Coding Scheme:	MCS2x2	DCCF (dB):	0.09
Antenna Configuration:	MIMO SDM	Peak Antenna Gain (dBi):	3.14
Active Port(s):	A+B (Core 0 + Core 1)	Active Chain(s):	0+1

Test Frequency (MHz)	Maximum Conducted Output Power (dBm)					Gain (dBi)	EIRP (dBm)	EIRP Limit (dBm)	EIRP Margin (dB)
	A	B	C	D	Σ				
6535 (RU106.53)	-1.43	-1.35	-	-	1.61	3.14	4.75	24.00	-19.25
6695 (RU106.53)	-1.30	-1.32	-	-	1.70	3.14	4.84	24.00	-19.16
6855 (RU106.54)	-2.18	-1.27	-	-	1.31	3.14	4.45	24.00	-19.55
6875 (RU106.53)	-2.24	-1.32	-	-	1.26	3.14	4.40	24.00	-19.60

**Table 218 - Maximum Conducted (average) Output Power Results**

Test Configuration			
Frequency Range:	6.875-7.125 GHz	Band:	U-NII-8
Limit Clause(s):	15.407(a)(7) RSS-248	Test Method(s):	C63.10 12.4.2.4 C63.10 12.4.3.2
Additional Reference(s):	662911 D01 v02r01 F)2)d)(ii), 662911 D01 v02r01 E)1)		
Note(s):	Straddle channel power was measured using the appropriate SA test method. DCCF was added to the spectrum analyser reference level offset.		

DUT Configuration			
Mode:	802.11ax HE20 RU26	Duty Cycle (%):	97.1
Modulation Coding Scheme:	MCS2x2	DCCF (dB):	0.13
Antenna Configuration:	MIMO SDM	Peak Antenna Gain (dBi):	3.14
Active Port(s):	A+B (Core 0 + Core 1)	Active Chain(s):	0+1

Test Frequency (MHz)	Maximum Conducted Output Power (dBm)					Gain (dBi)	EIRP (dBm)	EIRP Limit (dBm)	EIRP Margin (dB)
	A	B	C	D	Σ				
6875 (RU26.5)	-8.22	-7.27	-	-	-4.71	3.14	-1.57	24.00	-25.57
6895 (RU26.0)	-7.35	-6.13	-	-	-3.70	2.36	-1.34	24.00	-25.34
6995 (RU26.0)	-7.02	-6.17	-	-	-3.57	2.36	-1.21	24.00	-25.21
7095 (RU26.8)	-6.55	-6.09	-	-	-3.31	2.36	-0.95	24.00	-24.95

**Table 219 - Maximum Conducted (average) Output Power Results**



Test Configuration			
Frequency Range:	6.875-7.125 GHz	Band:	U-NII-8
Limit Clause(s):	15.407(a)(7) RSS-248	Test Method(s):	C63.10 12.4.2.4 C63.10 12.4.3.2
Additional Reference(s):	662911 D01 v02r01 F)2)d)(ii), 662911 D01 v02r01 E)1)		
Note(s):	Straddle channel power was measured using the appropriate SA test method. DCCF was added to the spectrum analyser reference level offset.		

DUT Configuration			
Mode:	802.11ax HE20 RU52	Duty Cycle (%):	97.3
Modulation Coding Scheme:	MCS2x2	DCCF (dB):	0.12
Antenna Configuration:	MIMO SDM	Peak Antenna Gain (dBi):	3.14
Active Port(s):	A+B (Core 0 + Core 1)	Active Chain(s):	0+1

Test Frequency (MHz)	Maximum Conducted Output Power (dBm)					Gain (dBi)	EIRP (dBm)	EIRP Limit (dBm)	EIRP Margin (dB)
	A	B	C	D	Σ				
6875 (RU52.39)	-5.20	-4.25	-	-	-1.69	3.14	1.45	24.00	-22.55
6895 (RU52.37)	-4.32	-3.09	-	-	-0.66	2.36	1.70	24.00	-22.30
6995 (RU52.37)	-4.03	-3.28	-	-	-0.63	2.36	1.73	24.00	-22.27
7095 (RU52.40)	-3.73	-3.26	-	-	-0.48	2.36	1.88	24.00	-22.12

**Table 220 - Maximum Conducted (average) Output Power Results**

Test Configuration			
Frequency Range:	6.875-7.125 GHz	Band:	U-NII-8
Limit Clause(s):	15.407(a)(7) RSS-248	Test Method(s):	C63.10 12.4.2.4 C63.10 12.4.3.2
Additional Reference(s):	662911 D01 v02r01 F)2)d)(ii), 662911 D01 v02r01 E)1)		
Note(s):	Straddle channel power was measured using the appropriate SA test method. DCCF was added to the spectrum analyser reference level offset.		

DUT Configuration			
Mode:	802.11ax HE20 RU106	Duty Cycle (%):	98.0
Modulation Coding Scheme:	MCS2x2	DCCF (dB):	0.09
Antenna Configuration:	MIMO SDM	Peak Antenna Gain (dBi):	3.14
Active Port(s):	A+B (Core 0 + Core 1)	Active Chain(s):	0+1

Test Frequency (MHz)	Maximum Conducted Output Power (dBm)					Gain (dBi)	EIRP (dBm)	EIRP Limit (dBm)	EIRP Margin (dB)
	A	B	C	D	Σ				
6875 (RU106.54)	-2.25	-1.31	-	-	1.25	3.14	4.39	24.00	-19.61
6895 (RU106.53)	-1.52	-0.17	-	-	2.21	2.36	4.57	24.00	-19.43
6995 (RU106.53)	-1.05	-0.14	-	-	2.43	2.36	4.79	24.00	-19.21
7095 (RU106.54)	-0.74	-0.13	-	-	2.58	2.36	4.94	24.00	-19.06

**Table 221 - Maximum Conducted (average) Output Power Results**



TxBF

Test Configuration			
Frequency Range:	5.925-6.425 GHz	Band:	U-NII-5
Limit Clause(s):	15.407(a)(7) RSS-248	Test Method(s):	C63.10 12.4.2.4
Additional Reference(s):	662911 D01 v02r01 F)2)d)(i), 662911 D01 v02r01 E)1)		
Note(s):	DCCF was added to the spectrum analyser reference level offset.		

DUT Configuration			
Mode:	802.11ax HE20 SU	Duty Cycle (%):	92.58
Modulation Coding Scheme:	MCS2x1	DCCF (dB):	0.33
Antenna Configuration:	TxBF	Peak Antenna Gain (dBi):	4.11
Active Port(s):	A+B (Core 0 + Core 1)	Active Chain(s):	0+1

Test Frequency (MHz)	Maximum Conducted Output Power (dBm)					Gain (dBi)	EIRP (dBm)	EIRP Limit (dBm)	EIRP Margin (dB)
	A	B	C	D	Σ				
5955	1.06	0.82	-	-	3.95	4.11	8.06	24.00	-15.94
6115	0.66	1.03	-	-	3.86	3.96	7.82	24.00	-16.18
6255	1.12	1.19	-	-	4.17	3.96	8.12	24.00	-15.88

**Table 222 - Maximum Conducted (average) Output Power Results**

Test Configuration			
Frequency Range:	5.925-6.425 GHz	Band:	U-NII-5
Limit Clause(s):	15.407(a)(7) RSS-248	Test Method(s):	C63.10 12.4.2.4
Additional Reference(s):	662911 D01 v02r01 F)2)d)(i), 662911 D01 v02r01 E)1)		
Note(s):	DCCF was added to the spectrum analyser reference level offset.		

DUT Configuration			
Mode:	802.11ax HE40 SU	Duty Cycle (%):	93.6
Modulation Coding Scheme:	MCS2x1	DCCF (dB):	0.29
Antenna Configuration:	TxBF	Peak Antenna Gain (dBi):	5.96
Active Port(s):	A+B (Core 0 + Core 1)	Active Chain(s):	0+1

Test Frequency (MHz)	Maximum Conducted Output Power (dBm)					Gain (dBi)	EIRP (dBm)	EIRP Limit (dBm)	EIRP Margin (dB)
	A	B	C	D	Σ				
5965	4.29	4.01	-	-	7.16	4.11	11.27	24.00	-12.73
6125	3.60	3.88	-	-	6.75	3.96	10.71	24.00	-13.29
6405	2.07	1.89	-	-	4.99	5.96	10.95	24.00	-13.05

**Table 223 - Maximum Conducted (average) Output Power Results**





Test Configuration			
Frequency Range:	5.925-6.425 GHz	Band:	U-NII-5
Limit Clause(s):	15.407(a)(7) RSS-248	Test Method(s):	C63.10 12.4.2.4
Additional Reference(s):	662911 D01 v02r01 F)2)d)(i), 662911 D01 v02r01 E)1)		
Note(s):	DCCF was added to the spectrum analyser reference level offset.		

DUT Configuration			
Mode:	802.11ax HE80 SU	Duty Cycle (%):	92.95
Modulation Coding Scheme:	MCS2x1	DCCF (dB):	0.32
Antenna Configuration:	TxBF	Peak Antenna Gain (dBi):	5.96
Active Port(s):	A+B (Core 0 + Core 1)	Active Chain(s):	0+1

Test Frequency (MHz)	Maximum Conducted Output Power (dBm)					Gain (dBi)	EIRP (dBm)	EIRP Limit (dBm)	EIRP Margin (dB)
	A	B	C	D	Σ				
5985	7.12	6.78	-	-	9.96	4.11	14.07	24.00	-9.93
6145	6.80	6.80	-	-	9.81	3.96	13.77	24.00	-10.23
6385	5.13	4.95	-	-	8.05	5.96	14.01	24.00	-9.99

**Table 224 - Maximum Conducted (average) Output Power Results**

Test Configuration			
Frequency Range:	6.425-6.525 GHz	Band:	U-NII-6
Limit Clause(s):	15.407(a)(7) RSS-248	Test Method(s):	C63.10 12.4.2.4
Additional Reference(s):	662911 D01 v02r01 F)2)d)(i), 662911 D01 v02r01 E)1)		
Note(s):	Straddle channel power was measured using the appropriate SA test method. DCCF was added to the spectrum analyser reference level offset.		

DUT Configuration			
Mode:	802.11ax HE40 SU	Duty Cycle (%):	94.07
Modulation Coding Scheme:	MCS2x1	DCCF (dB):	0.27
Antenna Configuration:	TxBF	Peak Antenna Gain (dBi):	6.01
Active Port(s):	A+B (Core 0 + Core 1)	Active Chain(s):	0+1

Test Frequency (MHz)	Maximum Conducted Output Power (dBm)					Gain (dBi)	EIRP (dBm)	EIRP Limit (dBm)	EIRP Margin (dB)
	A	B	C	D	Σ				
6445	2.17	1.75	-	-	4.98	6.01	10.98	24.00	-13.02
6485	1.95	0.25	-	-	4.19	6.01	10.20	24.00	-13.80
6525	-2.96	-0.79	-	-	1.27	6.01	7.28	24.00	-16.72

**Table 225 - Maximum Conducted (average) Output Power Results**



Test Configuration			
Frequency Range:	6.425-6.525 GHz	Band:	U-NII-6
Limit Clause(s):	15.407(a)(7) RSS-248	Test Method(s):	C63.10 12.4.2.4
Additional Reference(s):	662911 D01 v02r01 F)2)d)(i), 662911 D01 v02r01 E)1)		
Note(s):	Straddle channel power was measured using the appropriate SA test method. DCCF was added to the spectrum analyser reference level offset.		

DUT Configuration			
Mode:	802.11ax HE80 SU	Duty Cycle (%):	93.84
Modulation Coding Scheme:	MCS2x1	DCCF (dB):	0.28
Antenna Configuration:	TxBF	Peak Antenna Gain (dBi):	6.11
Active Port(s):	A+B (Core 0 + Core 1)	Active Chain(s):	0+1

Test Frequency (MHz)	Maximum Conducted Output Power (dBm)					Gain (dBi)	EIRP (dBm)	EIRP Limit (dBm)	EIRP Margin (dB)
	A	B	C	D	Σ				
6465	5.12	5.14	-	-	8.14	6.01	14.15	24.00	-9.85
6545	-0.94	-1.54	-	-	1.78	6.11	7.89	24.00	-16.11

**Table 226 - Maximum Conducted (average) Output Power Results**

Test Configuration			
Frequency Range:	6.525-6.875 GHz	Band:	U-NII-7
Limit Clause(s):	15.407(a)(7) RSS-TBD	Test Method(s):	C63.10 12.4.2.4
Additional Reference(s):	662911 D01 v02r01 F)2)d)(i), 662911 D01 v02r01 E)1)		
Note(s):	Straddle channel power was measured using the appropriate SA test method. DCCF was added to the spectrum analyser reference level offset.		

DUT Configuration			
Mode:	802.11ax HE40 SU	Duty Cycle (%):	93.86
Modulation Coding Scheme:	MCS2x1	DCCF (dB):	0.28
Antenna Configuration:	TxBF	Peak Antenna Gain (dBi):	6.11
Active Port(s):	A+B (Core 0 + Core 1)	Active Chain(s):	0+1

Test Frequency (MHz)	Maximum Conducted Output Power (dBm)					Gain (dBi)	EIRP (dBm)	EIRP Limit (dBm)	EIRP Margin (dB)
	A	B	C	D	Σ				
6525	-2.18	-1.65	-	-	1.10	6.11	7.22	24.00	-16.78
6565	2.17	1.99	-	-	5.09	6.11	11.20	24.00	-12.80
6685	2.17	0.91	-	-	4.60	6.11	10.71	24.00	-13.29
6845	2.18	1.75	-	-	4.98	6.11	11.09	24.00	-12.91
6885	-4.9	-4.61	-	-	-1.74	6.11	4.37	24.00	-19.63

**Table 227 - Maximum Conducted (average) Output Power Results**



Test Configuration			
Frequency Range:	6.525-6.875 GHz	Band:	U-NII-7
Limit Clause(s):	15.407(a)(7) RSS-TBD	Test Method(s):	C63.10 12.4.2.4
Additional Reference(s):	662911 D01 v02r01 F)2)d)(i), 662911 D01 v02r01 E)1)		
Note(s):	Straddle channel power was measured using the appropriate SA test method. DCCF was added to the spectrum analyser reference level offset.		

DUT Configuration			
Mode:	802.11ax HE80 SU	Duty Cycle (%):	93.46
Modulation Coding Scheme:	MCS2x1	DCCF (dB):	0.29
Antenna Configuration:	TxBF	Peak Antenna Gain (dBi):	6.11
Active Port(s):	A+B (Core 0 + Core 1)	Active Chain(s):	0+1

Test Frequency (MHz)	Maximum Conducted Output Power (dBm)					Gain (dBi)	EIRP (dBm)	EIRP Limit (dBm)	EIRP Margin (dB)
	A	B	C	D	Σ				
6545	3.83	4.05	-	-	6.95	6.11	13.07	24.00	-10.93
6625	4.84	4.62	-	-	7.74	6.11	13.86	24.00	-10.14
6705	5.19	4.88	-	-	8.05	6.11	14.16	24.00	-9.84
6785	5.05	4.85	-	-	7.96	6.11	14.07	24.00	-9.93
6865	3.37	3.17	-	-	6.28	6.11	12.39	24.00	-11.61

**Table 228 - Maximum Conducted (average) Output Power Results**



Test Configuration			
Frequency Range:	6.875-7.125 GHz	Band:	U-NII-8
Limit Clause(s):	15.407(a)(7) RSS-248	Test Method(s):	C63.10 12.4.2.4
Additional Reference(s):	662911 D01 v02r01 F)2)d)(i), 662911 D01 v02r01 E)1)		
Note(s):	DCCF was added to the spectrum analyser reference level offset.		

DUT Configuration			
Mode:	802.11ax HE40 SU	Duty Cycle (%):	93.42
Modulation Coding Scheme:	MCS2x1	DCCF (dB):	0.30
Antenna Configuration:	TxBF	Peak Antenna Gain (dBi):	5.31
Active Port(s):	A+B (Core 0 + Core 1)	Active Chain(s):	0+1

Test Frequency (MHz)	Maximum Conducted Output Power (dBm)					Gain (dBi)	EIRP (dBm)	EIRP Limit (dBm)	EIRP Margin (dB)
	A	B	C	D	Σ				
6885	0.54	0.17	-	-	3.37	5.31	8.68	24.00	-15.32
6925	2.12	1.95	-	-	5.05	5.31	10.36	24.00	-13.64
7005	2.77	2.11	-	-	5.46	5.31	10.78	24.00	-13.22
7085	2.71	2.38	-	-	5.56	5.31	10.87	24.00	-13.13

**Table 229 - Maximum Conducted (average) Output Power Results**

Test Configuration			
Frequency Range:	6.875-7.125 GHz	Band:	U-NII-8
Limit Clause(s):	15.407(a)(7) RSS-TBD	Test Method(s):	C63.10 12.4.2.4
Additional Reference(s):	662911 D01 v02r01 F)2)d)(i), 662911 D01 v02r01 E)1)		
Note(s):	Straddle channel power was measured using the appropriate SA test method. DCCF was added to the spectrum analyser reference level offset.		

DUT Configuration			
Mode:	802.11ax HE80 SU	Duty Cycle (%):	92.16
Modulation Coding Scheme:	MCS2x1	DCCF (dB):	0.35
Antenna Configuration:	TxBF	Peak Antenna Gain (dBi):	6.11
Active Port(s):	A+B (Core 0 + Core 1)	Active Chain(s):	0+1

Test Frequency (MHz)	Maximum Conducted Output Power (dBm)					Gain (dBi)	EIRP (dBm)	EIRP Limit (dBm)	EIRP Margin (dB)
	A	B	C	D	Σ				
6865	0.61	0.76	-	-	3.70	5.31	9.01	24.00	-14.99
6945	5.67	5.32	-	-	8.51	5.31	13.82	24.00	-10.18
7025	5.46	5.00	-	-	8.25	5.31	13.56	24.00	-10.44

**Table 230 - Maximum Conducted (average) Output Power Results**



FCC 47 CFR Part 15E, Limit Clause 15.407(a)(8)

For client devices operating under the control of an indoor access point in the 5.925–7.125 GHz bands, the maximum power spectral density must not exceed -1 dBm e.i.r.p. in any 1-megahertz band, and the maximum e.i.r.p. over the frequency band of operation must not exceed 24 dBm.

ISED RSS-248, Limit Clause 4.6.3

The following limits shall apply to client devices:

- a) the maximum e.i.r.p. spectral density shall not exceed -1 dBm/MHz; and
- b) the maximum e.i.r.p. shall not exceed 24 dBm/occupied bandwidth.



### 2.2.7 Test Location and Test Equipment Used

This test was carried out in RF Laboratory 14.

Instrument	Manufacturer	Type No.	TE No.	Calibration Period (months)	Calibration Expiry Date
Hygrometer	Rotronic	I-1000	3068	12	21-Sep-2023
1800-6000 MHz Power Splitter	Mini-Circuits	ZN2PD-63-S+	4055	-	O/P Mon
Multi-GNSS Simulator (GPS)	Spirent	GSS6700	4596	12	22-Aug-2023
Power splitter - 2 port	Mini-Circuits	ZN2PD-63-S+	4743	12	30-Nov-2023
EXA	Keysight Technologies	N9010B	4968	24	19-Jan-2024
Network Analyser	Keysight Technologies	E5063A	5018	12	29-Sep-2023
Cable (18 GHz)	Rosenberger	LU7-071-1000	5096	12	23-Oct-2023
Cable (18 GHz)	Rosenberger	LU7-071-1000	5100	12	23-Oct-2023
Electronic Calibration Module	Keysight Technologies	85093C	5188	12	09-Sep-2023
AC Programmable Power Supply	iTech	IT7324	5227	-	O/P Mon
Attenuator 5W 30dB DC-18GHz	Aaren	AT40A-4041-D18-30	5504	12	21-Apr-2023
Directional Coupler 2-8GHz	RF-Lambda	RFDC2G8G10	5765	-	O/P Mon
Directional Coupler 2-8GHz	RF-Lambda	RFDC2G8G10	5766	-	O/P Mon
1500VA AC Power Supply	iTech	IT7324	5907	-	O/P Mon
MXA Signal Analyser	Keysight Technologies	N9020B	5919	24	13-Mar-2024
USB Power Sensors, 50MHz to 8GHz	Boonton	RTP5008	5921	12	05-Jul-2023
USB Power Sensors, 50MHz to 8GHz	Boonton	RTP5008	5922	12	05-Jul-2023
Signal Conditioning Unit	TUV SUD	SPECTRUM_SCU001	5932	12	10-May-2023
Digital Multimeter	Fluke	115	6145	12	17-Jun-2023
Signal Conditioning Unit	TUV SUD	SPECTRUM_SCU005	6350	-	O/P Mon

**Table 231**

O/P Mon - Output Monitored using calibrated equipment



## **2.3 Maximum Conducted Power Spectral Density**

### **2.3.1 Specification Reference**

FCC 47 CFR Part 15E, Clause 15.407 (a)  
ISED RSS-248, Clause 4.6

### **2.3.2 Equipment Under Test and Modification State**

A2901, S/N: PXC62W93WY - Modification State 0  
A2901, S/N: HP6G34CY6M - Modification State 0  
A2901, S/N: XJCFQ12HP6 - Modification State 0

### **2.3.3 Date of Test**

03-April-2023 to 14-April-2023

### **2.3.4 Test Method**

The test was performed in accordance with KDB C63.10 12.4.2.4 & C63.10 12.6.

Where the EUT duty cycle was < 98 % and repeatable within 2 %, the spectrum analyser was set to trace (power) averaging and a duty cycle correction was added as calculated in the result tables below (Method SA-2). Where the duty cycle was = 98 % the spectrum analyser was set to trace (power) averaging and no duty cycle correction made (Method SA-1). In all other cases the spectrum analyser trace was set to max hold (Method SA-3).

The output power was verified as being the same from each transmit core (within negligible tolerances), but the antenna gains were not identical. Therefore, the modes reported for SISO or 2TX MIMO operation are those giving the highest EIRP and/or lowest conducted limit based on the combination of antennas giving highest total directional gain.

MIMO output port summing was performed in accordance with KDB 662911 D01:

For the CDD results the Directional Gain was calculated in accordance with the equation given in clause F)2)f)(ii) summed for a single spacial stream.

For SDM modes Directional Gain was calculated in accordance with clause F)2)d)(ii).

For transmit beamforming (TxBF) mode it was calculated in accordance with clause F)2)d)(i).

### **2.3.5 Environmental Conditions**

Ambient Temperature	21.7 - 22.1 °C
Relative Humidity	31.5 - 35.5 %



**2.3.6 Test Results**

6 GHz WLAN

SISO

Test Configuration			
Frequency Range:	5.925-6.425 GHz	Band:	U-NII-5
Limit Clause(s):	15.407(a)(8) RSS-248	Test Method(s):	C63.10 12.4.2.4 C63.10 12.6
Additional Reference(s):	-		
Note(s):	DCCF was added to the spectrum analyser reference level offset.		

DUT Configuration			
Mode:	802.11a	Duty Cycle (%):	97.9
Data Rate:	12 Mbps	DCCF (dB):	0.09
Antenna Configuration:	SISO	Peak Antenna Gain (dBi):	4.22
Active Port(s):	A (Core 0)	Active Chain(s):	0

Test Frequency (MHz)	PSD (dBm / MHz)					Gain (dBi)	EIRP (dBm)	EIRP Limit (dBm)	EIRP Margin (dB)
	A	B	C	D	Σ				
5955	-4.63	-	-	-	-	1.83	-2.80	-1.00	-1.80
6175	-5.22	-	-	-	-	1.41	-3.81	-1.00	-2.81
6415	-6.91	-	-	-	-	4.22	-2.69	-1.00	-1.69

**Table 232 - Maximum Power Spectral Density Results**





Test Configuration			
Frequency Range:	5.925-6.425 GHz	Band:	U-NII-5
Limit Clause(s):	15.407(a)(8) RSS-248	Test Method(s):	C63.10 12.4.2.4 C63.10 12.6
Additional Reference(s):	-		
Note(s):	DCCF was added to the spectrum analyser reference level offset.		

DUT Configuration			
Mode:	802.11ax HE20 SU	Duty Cycle (%):	96.3
Modulation Coding Scheme:	MCS2x1	DCCF (dB):	0.16
Antenna Configuration:	SISO	Peak Antenna Gain (dBi):	4.22
Active Port(s):	A (Core 0)	Active Chain(s):	0

Test Frequency (MHz)	PSD (dBm / MHz)					Gain (dBi)	EIRP (dBm)	EIRP Limit (dBm)	EIRP Margin (dB)
	A	B	C	D	Σ				
5955	-4.57	-	-	-	-	1.83	-2.74	-1.00	-1.74
6175	-5.42	-	-	-	-	1.41	-4.01	-1.00	-3.01
6415	-6.65	-	-	-	-	4.22	-2.43	-1.00	-1.43

**Table 233 - Maximum Power Spectral Density Results**

Test Configuration			
Frequency Range:	5.925-6.425 GHz	Band:	U-NII-5
Limit Clause(s):	15.407(a)(8) RSS-248	Test Method(s):	C63.10 12.4.2.4 C63.10 12.6
Additional Reference(s):	-		
Note(s):	DCCF was added to the spectrum analyser reference level offset.		

DUT Configuration			
Mode:	802.11ax HE40 SU	Duty Cycle (%):	96.2
Modulation Coding Scheme:	MCS2x1	DCCF (dB):	0.17
Antenna Configuration:	SISO	Peak Antenna Gain (dBi):	4.22
Active Port(s):	A (Core 0)	Active Chain(s):	0

Test Frequency (MHz)	PSD (dBm / MHz)					Gain (dBi)	EIRP (dBm)	EIRP Limit (dBm)	EIRP Margin (dB)
	A	B	C	D	Σ				
5965	-4.64	-	-	-	-	1.83	-2.81	-1.00	-1.81
6165	-6.25	-	-	-	-	1.41	-4.84	-1.00	-3.84
6405	-7.09	-	-	-	-	4.22	-2.87	-1.00	-1.87

**Table 234 - Maximum Power Spectral Density Results**



Test Configuration			
Frequency Range:	5.925-6.425 GHz	Band:	U-NII-5
Limit Clause(s):	15.407(a)(8) RSS-248	Test Method(s):	C63.10 12.4.2.4 C63.10 12.6
Additional Reference(s):	-		
Note(s):	DCCF was added to the spectrum analyser reference level offset.		

DUT Configuration			
Mode:	802.11ax HE80 SU	Duty Cycle (%):	95.9
Modulation Coding Scheme:	MCS2x1	DCCF (dB):	0.18
Antenna Configuration:	SISO	Peak Antenna Gain (dBi):	4.22
Active Port(s):	A (Core 0)	Active Chain(s):	0

Test Frequency (MHz)	PSD (dBm / MHz)					Gain (dBi)	EIRP (dBm)	EIRP Limit (dBm)	EIRP Margin (dB)
	A	B	C	D	Σ				
5985	-4.72	-	-	-	-	1.83	-2.89	-1.00	-1.89
6145	-5.62	-	-	-	-	1.41	-4.21	-1.00	-3.21
6385	-7.14	-	-	-	-	4.22	-2.92	-1.00	-1.92

**Table 235 - Maximum Power Spectral Density Results**

Test Configuration			
Frequency Range:	5.925-6.425 GHz	Band:	U-NII-5
Limit Clause(s):	15.407(a)(8) RSS-248	Test Method(s):	C63.10 12.4.2.4 C63.10 12.6
Additional Reference(s):	-		
Note(s):	DCCF was added to the spectrum analyser reference level offset.		

DUT Configuration			
Mode:	802.11ax HE160 SU	Duty Cycle (%):	93.4
Modulation Coding Scheme:	MCS2x1	DCCF (dB):	0.30
Antenna Configuration:	SISO	Peak Antenna Gain (dBi):	4.22
Active Port(s):	A (Core 0)	Active Chain(s):	0

Test Frequency (MHz)	PSD (dBm / MHz)					Gain (dBi)	EIRP (dBm)	EIRP Limit (dBm)	EIRP Margin (dB)
	A	B	C	D	Σ				
6025	-3.33	-	-	-	-	1.83	-1.50	-1.00	-0.50
6185	-3.31	-	-	-	-	1.41	-1.90	-1.00	-0.90
6345	-5.43	-	-	-	-	4.22	-1.21	-1.00	-0.21

**Table 236 - Maximum Power Spectral Density Results**



Test Configuration			
Frequency Range:	6.425-6.525 GHz	Band:	U-NII-6
Limit Clause(s):	15.407(a)(8) RSS-248	Test Method(s):	C63.10 12.4.2.4 C63.10 12.6
Additional Reference(s):	-		
Note(s):	DCCF was added to the spectrum analyser reference level offset.		

DUT Configuration			
Mode:	802.11a	Duty Cycle (%):	97.9
Data Rate:	12 Mbps	DCCF (dB):	0.09
Antenna Configuration:	SISO	Peak Antenna Gain (dBi):	4.67
Active Port(s):	A (Core 0)	Active Chain(s):	0

Test Frequency (MHz)	PSD (dBm / MHz)					Gain (dBi)	EIRP (dBm)	EIRP Limit (dBm)	EIRP Margin (dB)
	A	B	C	D	Σ				
6435	-7.55	-	-	-	-	4.67	-2.88	-1.00	-1.88
6475	-7.72	-	-	-	-	4.67	-3.05	-1.00	-2.05
6515	-7.62	-	-	-	-	4.67	-2.95	-1.00	-1.95

**Table 237 - Maximum Power Spectral Density Results**

Test Configuration			
Frequency Range:	6.425-6.525 GHz	Band:	U-NII-6
Limit Clause(s):	15.407(a)(8) RSS-248	Test Method(s):	C63.10 12.4.2.4 C63.10 12.6
Additional Reference(s):	-		
Note(s):	DCCF was added to the spectrum analyser reference level offset.		

DUT Configuration			
Mode:	802.11ax HE20 SU	Duty Cycle (%):	96.5
Modulation Coding Scheme:	MCS2x1	DCCF (dB):	0.16
Antenna Configuration:	SISO	Peak Antenna Gain (dBi):	4.67
Active Port(s):	A (Core 0)	Active Chain(s):	0

Test Frequency (MHz)	PSD (dBm / MHz)					Gain (dBi)	EIRP (dBm)	EIRP Limit (dBm)	EIRP Margin (dB)
	A	B	C	D	Σ				
6435	-7.48	-	-	-	-	4.67	-2.81	-1.00	-1.81
6475	-7.69	-	-	-	-	4.67	-3.02	-1.00	-2.02
6515	-7.37	-	-	-	-	4.67	-2.70	-1.00	-1.70

**Table 238 - Maximum Power Spectral Density Results**



Test Configuration			
Frequency Range:	6.425-6.525 GHz	Band:	U-NII-6
Limit Clause(s):	15.407(a)(8) RSS-248	Test Method(s):	C63.10 12.4.2.4 C63.10 12.6
Additional Reference(s):	-		
Note(s):	DCCF was added to the spectrum analyser reference level offset.		

DUT Configuration			
Mode:	802.11ax HE40 SU	Duty Cycle (%):	96.4
Modulation Coding Scheme:	MCS2x1	DCCF (dB):	0.16
Antenna Configuration:	SISO	Peak Antenna Gain (dBi):	4.67
Active Port(s):	A (Core 0)	Active Chain(s):	0

Test Frequency (MHz)	PSD (dBm / MHz)					Gain (dBi)	EIRP (dBm)	EIRP Limit (dBm)	EIRP Margin (dB)
	A	B	C	D	Σ				
6445	-7.73	-	-	-	-	4.67	-3.06	-1.00	-2.06
6485	-8.13	-	-	-	-	4.67	-3.46	-1.00	-2.46
6525	-7.80	-	-	-	-	4.67	-3.13	-1.00	-2.13

**Table 239 - Maximum Power Spectral Density Results**

Test Configuration			
Frequency Range:	6.425-6.525 GHz	Band:	U-NII-6
Limit Clause(s):	15.407(a)(8) RSS-248	Test Method(s):	C63.10 12.4.2.4 C63.10 12.6
Additional Reference(s):	-		
Note(s):	DCCF was added to the spectrum analyser reference level offset.		

DUT Configuration			
Mode:	802.11ax HE80 SU	Duty Cycle (%):	96.2
Modulation Coding Scheme:	MCS2x1	DCCF (dB):	0.17
Antenna Configuration:	SISO	Peak Antenna Gain (dBi):	4.67
Active Port(s):	A (Core 0)	Active Chain(s):	0

Test Frequency (MHz)	PSD (dBm / MHz)					Gain (dBi)	EIRP (dBm)	EIRP Limit (dBm)	EIRP Margin (dB)
	A	B	C	D	Σ				
6465	-7.80	-	-	-	-	4.67	-3.13	-1.00	-2.13
6545	-8.35	-	-	-	-	4.67	-3.68	-1.00	-2.68

**Table 240 - Maximum Power Spectral Density Results**



Test Configuration			
Frequency Range:	6.425-6.525 GHz	Band:	U-NII-6
Limit Clause(s):	15.407(a)(8) RSS-248	Test Method(s):	C63.10 12.4.2.4 C63.10 12.6
Additional Reference(s):	-		
Note(s):	DCCF was added to the spectrum analyser reference level offset.		

DUT Configuration			
Mode:	802.11ax HE160 SU	Duty Cycle (%):	93.3
Modulation Coding Scheme:	MCS2x1	DCCF (dB):	0.30
Antenna Configuration:	SISO	Peak Antenna Gain (dBi):	4.67
Active Port(s):	A (Core 0)	Active Chain(s):	0

Test Frequency (MHz)	PSD (dBm / MHz)					Gain (dBi)	EIRP (dBm)	EIRP Limit (dBm)	EIRP Margin (dB)
	A	B	C	D	Σ				
6505	-5.94	-	-	-	-	4.67	-1.27	-1.00	-0.27

**Table 241 - Maximum Power Spectral Density Results**

Test Configuration			
Frequency Range:	6.525-6.875 GHz	Band:	U-NII-7
Limit Clause(s):	15.407(a)(8) RSS-248	Test Method(s):	C63.10 12.4.2.4 C63.10 12.6
Additional Reference(s):	-		
Note(s):	DCCF was added to the spectrum analyser reference level offset.		

DUT Configuration			
Mode:	802.11a	Duty Cycle (%):	97.8
Data Rate:	12 Mbps	DCCF (dB):	0.09
Antenna Configuration:	SISO	Peak Antenna Gain (dBi):	3.88
Active Port(s):	A (Core 0)	Active Chain(s):	0

Test Frequency (MHz)	PSD (dBm / MHz)					Gain (dBi)	EIRP (dBm)	EIRP Limit (dBm)	EIRP Margin (dB)
	A	B	C	D	Σ				
6535	-6.63	-	-	-	-	3.88	-2.75	-1.00	-1.75
6695	-6.78	-	-	-	-	3.88	-2.90	-1.00	-1.90
6855	-6.97	-	-	-	-	3.88	-3.09	-1.00	-2.09
6875	-6.71	-	-	-	-	3.88	-2.83	-1.00	-1.83

**Table 242 - Maximum Power Spectral Density Results**



Test Configuration			
Frequency Range:	6.525-6.875 GHz	Band:	U-NII-7
Limit Clause(s):	15.407(a)(8) RSS-248	Test Method(s):	C63.10 12.4.2.4 C63.10 12.6
Additional Reference(s):	-		
Note(s):	DCCF was added to the spectrum analyser reference level offset.		

DUT Configuration			
Mode:	802.11ax HE20 SU	Duty Cycle (%):	96.5
Modulation Coding Scheme:	MCS2x1	DCCF (dB):	0.16
Antenna Configuration:	SISO	Peak Antenna Gain (dBi):	3.88
Active Port(s):	A (Core 0)	Active Chain(s):	0

Test Frequency (MHz)	PSD (dBm / MHz)					Gain (dBi)	EIRP (dBm)	EIRP Limit (dBm)	EIRP Margin (dB)
	A	B	C	D	Σ				
6535	-6.70	-	-	-	-	3.88	-2.82	-1.00	-1.82
6695	-6.76	-	-	-	-	3.88	-2.88	-1.00	-1.88
6855	-6.73	-	-	-	-	3.88	-2.85	-1.00	-1.85
6875	-6.63	-	-	-	-	3.88	-2.75	-1.00	-1.75

**Table 243 - Maximum Power Spectral Density Results**

Test Configuration			
Frequency Range:	6.525-6.875 GHz	Band:	U-NII-7
Limit Clause(s):	15.407(a)(8) RSS-248	Test Method(s):	C63.10 12.4.2.4 C63.10 12.6
Additional Reference(s):	-		
Note(s):	DCCF was added to the spectrum analyser reference level offset.		

DUT Configuration			
Mode:	802.11ax HE40 SU	Duty Cycle (%):	96.2
Modulation Coding Scheme:	MCS2x1	DCCF (dB):	0.17
Antenna Configuration:	SISO	Peak Antenna Gain (dBi):	3.88
Active Port(s):	A (Core 0)	Active Chain(s):	0

Test Frequency (MHz)	PSD (dBm / MHz)					Gain (dBi)	EIRP (dBm)	EIRP Limit (dBm)	EIRP Margin (dB)
	A	B	C	D	Σ				
6525	-7.91	-	-	-	-	3.88	-4.03	-1.00	-3.03
6565	-7.34	-	-	-	-	3.88	-3.46	-1.00	-2.46
6685	-6.99	-	-	-	-	3.88	-3.11	-1.00	-2.11
6845	-6.98	-	-	-	-	3.88	-3.10	-1.00	-2.10
6885	-7.39	-	-	-	-	3.88	-3.51	-1.00	-2.51

**Table 244 - Maximum Power Spectral Density Results**



Test Configuration			
Frequency Range:	6.525-6.875 GHz	Band:	U-NII-7
Limit Clause(s):	15.407(a)(8) RSS-248	Test Method(s):	C63.10 12.4.2.4 C63.10 12.6
Additional Reference(s):	-		
Note(s):	DCCF was added to the spectrum analyser reference level offset.		

DUT Configuration			
Mode:	802.11ax HE80 SU	Duty Cycle (%):	95.9
Modulation Coding Scheme:	MCS2x1	DCCF (dB):	0.18
Antenna Configuration:	SISO	Peak Antenna Gain (dBi):	3.88
Active Port(s):	A (Core 0)	Active Chain(s):	0

Test Frequency (MHz)	PSD (dBm / MHz)					Gain (dBi)	EIRP (dBm)	EIRP Limit (dBm)	EIRP Margin (dB)
	A	B	C	D	Σ				
6545	-7.80	-	-	-	-	3.88	-3.92	-1.00	-2.92
6625	-7.15	-	-	-	-	3.88	-3.27	-1.00	-2.27
6705	-6.76	-	-	-	-	3.88	-2.88	-1.00	-1.88
6785	-7.12	-	-	-	-	3.88	-3.24	-1.00	-2.24
6865	-6.45	-	-	-	-	3.88	-2.57	-1.00	-1.57

**Table 245 - Maximum Power Spectral Density Results**

Test Configuration			
Frequency Range:	6.525-6.875 GHz	Band:	U-NII-7
Limit Clause(s):	15.407(a)(8) RSS-248	Test Method(s):	C63.10 12.4.2.4 C63.10 12.6
Additional Reference(s):	-		
Note(s):	DCCF was added to the spectrum analyser reference level offset.		

DUT Configuration			
Mode:	802.11ax HE160 SU	Duty Cycle (%):	93.3
Modulation Coding Scheme:	MCS2x1	DCCF (dB):	0.30
Antenna Configuration:	SISO	Peak Antenna Gain (dBi):	3.88
Active Port(s):	A (Core 0)	Active Chain(s):	0

Test Frequency (MHz)	PSD (dBm / MHz)					Gain (dBi)	EIRP (dBm)	EIRP Limit (dBm)	EIRP Margin (dB)
	A	B	C	D	Σ				
6505	-6.24	-	-	-	-	3.88	-2.36	-1.00	-1.36
6665	-5.10	-	-	-	-	3.88	-1.22	-1.00	-0.22
6825	-5.23	-	-	-	-	3.88	-1.35	-1.00	-0.35

**Table 246 - Maximum Power Spectral Density Results**



Test Configuration			
Frequency Range:	6.875-7.125 GHz	Band:	U-NII-8
Limit Clause(s):	15.407(a)(8) RSS-248	Test Method(s):	C63.10 12.4.2.4 C63.10 12.6
Additional Reference(s):	-		
Note(s):	DCCF was added to the spectrum analyser reference level offset.		

DUT Configuration			
Mode:	802.11a	Duty Cycle (%):	97.9
Data Rate:	12 Mbps	DCCF (dB):	0.09
Antenna Configuration:	SISO	Peak Antenna Gain (dBi):	3.25
Active Port(s):	A (Core 0)	Active Chain(s):	0

Test Frequency (MHz)	PSD (dBm / MHz)					Gain (dBi)	EIRP (dBm)	EIRP Limit (dBm)	EIRP Margin (dB)
	A	B	C	D	Σ				
6875	-6.92	-	-	-	-	3.25	-3.67	-1.00	-2.67
6895	-6.20	-	-	-	-	3.25	-2.95	-1.00	-1.95
6995	-6.03	-	-	-	-	3.25	-2.78	-1.00	-1.78
7115	-9.12	-	-	-	-	3.25	-5.87	-1.00	-4.87

**Table 247 - Maximum Power Spectral Density Results**

Test Configuration			
Frequency Range:	6.875-7.125 GHz	Band:	U-NII-8
Limit Clause(s):	15.407(a)(8) RSS-248	Test Method(s):	C63.10 12.4.2.4 C63.10 12.6
Additional Reference(s):	-		
Note(s):	DCCF was added to the spectrum analyser reference level offset.		

DUT Configuration			
Mode:	802.11ax HE20 SU	Duty Cycle (%):	96.2
Modulation Coding Scheme:	MCS2x1	DCCF (dB):	0.17
Antenna Configuration:	SISO	Peak Antenna Gain (dBi):	3.25
Active Port(s):	A (Core 0)	Active Chain(s):	0

Test Frequency (MHz)	PSD (dBm / MHz)					Gain (dBi)	EIRP (dBm)	EIRP Limit (dBm)	EIRP Margin (dB)
	A	B	C	D	Σ				
6875	-6.77	-	-	-	-	3.25	-3.52	-1.00	-2.52
6895	-5.85	-	-	-	-	3.25	-2.60	-1.00	-1.60
6995	-6.18	-	-	-	-	3.25	-2.93	-1.00	-1.93
7115	-13.78	-	-	-	-	3.25	-10.53	-1.00	-9.53

**Table 248 - Maximum Power Spectral Density Results**





Test Configuration			
Frequency Range:	6.875-7.125 GHz	Band:	U-NII-8
Limit Clause(s):	15.407(a)(8) RSS-248	Test Method(s):	C63.10 12.4.2.4 C63.10 12.6
Additional Reference(s):	-		
Note(s):	DCCF was added to the spectrum analyser reference level offset.		

DUT Configuration			
Mode:	802.11ax HE40 SU	Duty Cycle (%):	96.1
Modulation Coding Scheme:	MCS2x1	DCCF (dB):	0.17
Antenna Configuration:	SISO	Peak Antenna Gain (dBi):	3.25
Active Port(s):	A (Core 0)	Active Chain(s):	0

Test Frequency (MHz)	PSD (dBm / MHz)					Gain (dBi)	EIRP (dBm)	EIRP Limit (dBm)	EIRP Margin (dB)
	A	B	C	D	Σ				
6885	-7.03	-	-	-	-	3.25	-3.78	-1.00	-2.78
6925	-6.38	-	-	-	-	3.25	-3.13	-1.00	-2.13
7005	-6.47	-	-	-	-	3.25	-3.22	-1.00	-2.22
7085	-6.55	-	-	-	-	3.25	-3.30	-1.00	-2.30

**Table 249 - Maximum Power Spectral Density Results**

Test Configuration			
Frequency Range:	6.875-7.125 GHz	Band:	U-NII-8
Limit Clause(s):	15.407(a)(8) RSS-248	Test Method(s):	C63.10 12.4.2.4 C63.10 12.6
Additional Reference(s):	-		
Note(s):	DCCF was added to the spectrum analyser reference level offset.		

DUT Configuration			
Mode:	802.11ax HE80 SU	Duty Cycle (%):	95.9
Modulation Coding Scheme:	MCS2x1	DCCF (dB):	0.18
Antenna Configuration:	SISO	Peak Antenna Gain (dBi):	3.25
Active Port(s):	A (Core 0)	Active Chain(s):	0

Test Frequency (MHz)	PSD (dBm / MHz)					Gain (dBi)	EIRP (dBm)	EIRP Limit (dBm)	EIRP Margin (dB)
	A	B	C	D	Σ				
6865	-6.69	-	-	-	-	3.25	-3.44	-1.00	-2.44
6945	-5.91	-	-	-	-	3.25	-2.66	-1.00	-1.66
7025	-6.11	-	-	-	-	3.25	-2.86	-1.00	-1.86

**Table 250 - Maximum Power Spectral Density Results**



Test Configuration			
Frequency Range:	6.875-7.125 GHz	Band:	U-NII-8
Limit Clause(s):	15.407(a)(8) RSS-248	Test Method(s):	C63.10 12.4.2.4 C63.10 12.6
Additional Reference(s):	-		
Note(s):	DCCF was added to the spectrum analyser reference level offset.		

DUT Configuration			
Mode:	802.11ax HE160 SU	Duty Cycle (%):	93.2
Modulation Coding Scheme:	MCS2x1	DCCF (dB):	0.31
Antenna Configuration:	SISO	Peak Antenna Gain (dBi):	3.25
Active Port(s):	A (Core 0)	Active Chain(s):	0

Test Frequency (MHz)	PSD (dBm / MHz)					Gain (dBi)	EIRP (dBm)	EIRP Limit (dBm)	EIRP Margin (dB)
	A	B	C	D	Σ				
6825	-8.12	-	-	-	-	3.25	-4.87	-1.00	-3.87
6985	-4.94	-	-	-	-	3.25	-1.69	-1.00	-0.69

**Table 251 - Maximum Power Spectral Density Results**

Test Configuration			
Frequency Range:	5.925-6.425 GHz	Band:	U-NII-5
Limit Clause(s):	15.407(a)(8) RSS-248	Test Method(s):	C63.10 12.4.2.4 C63.10 12.6
Additional Reference(s):	-		
Note(s):	DCCF was added to the spectrum analyser reference level offset.		

DUT Configuration			
Mode:	802.11ax HE20 RU26	Duty Cycle (%):	97.4
Modulation Coding Scheme:	MCS2x1	DCCF (dB):	0.12
Antenna Configuration:	SISO	Peak Antenna Gain (dBi):	4.22
Active Port(s):	A (Core 0)	Active Chain(s):	0

Test Frequency (MHz)	PSD (dBm / MHz)					Gain (dBi)	EIRP (dBm)	EIRP Limit (dBm)	EIRP Margin (dB)
	A	B	C	D	Σ				
5955 (RU26.0)	-5.03	-	-	-	-	1.83	-3.20	-1.00	-2.20
6175 (RU26.0)	-5.98	-	-	-	-	1.41	-4.57	-1.00	-3.57
6415 (RU26.8)	-7.89	-	-	-	-	4.22	-3.67	-1.00	-2.67

**Table 252 - Maximum Power Spectral Density Results**



Test Configuration			
Frequency Range:	5.925-6.425 GHz	Band:	U-NII-5
Limit Clause(s):	15.407(a)(8) RSS-248	Test Method(s):	C63.10 12.4.2.4 C63.10 12.6
Additional Reference(s):	-		
Note(s):	DCCF was added to the spectrum analyser reference level offset.		

DUT Configuration			
Mode:	802.11ax HE20 RU52	Duty Cycle (%):	97.3
Modulation Coding Scheme:	MCS2x1	DCCF (dB):	0.12
Antenna Configuration:	SISO	Peak Antenna Gain (dBi):	4.22
Active Port(s):	A (Core 0)	Active Chain(s):	0

Test Frequency (MHz)	PSD (dBm / MHz)					Gain (dBi)	EIRP (dBm)	EIRP Limit (dBm)	EIRP Margin (dB)
	A	B	C	D	Σ				
5955 (RU52.37)	-4.85	-	-	-	-	1.83	-3.02	-1.00	-2.02
6175 (RU52.37)	-5.94	-	-	-	-	1.41	-4.53	-1.00	-3.53
6415 (RU52.40)	-7.58	-	-	-	-	4.22	-3.36	-1.00	-2.36

**Table 253 - Maximum Power Spectral Density Results**

Test Configuration			
Frequency Range:	5.925-6.425 GHz	Band:	U-NII-5
Limit Clause(s):	15.407(a)(8) RSS-248	Test Method(s):	C63.10 12.4.2.4 C63.10 12.6
Additional Reference(s):	-		
Note(s):	DCCF was added to the spectrum analyser reference level offset.		

DUT Configuration			
Mode:	802.11ax HE20 RU106	Duty Cycle (%):	97.9
Modulation Coding Scheme:	MCS2x1	DCCF (dB):	0.09
Antenna Configuration:	SISO	Peak Antenna Gain (dBi):	4.22
Active Port(s):	A (Core 0)	Active Chain(s):	0

Test Frequency (MHz)	PSD (dBm / MHz)					Gain (dBi)	EIRP (dBm)	EIRP Limit (dBm)	EIRP Margin (dB)
	A	B	C	D	Σ				
5955 (RU106.53)	-4.52	-	-	-	-	1.83	-2.69	-1.00	-1.69
6175 (RU106.53)	-5.50	-	-	-	-	1.41	-4.09	-1.00	-3.09
6415 (RU106.54)	-6.98	-	-	-	-	4.22	-2.76	-1.00	-1.76

**Table 254 - Maximum Power Spectral Density Results**



Test Configuration			
Frequency Range:	6.425-6.525 GHz	Band:	U-NII-6
Limit Clause(s):	15.407(a)(8) RSS-248	Test Method(s):	C63.10 12.4.2.4 C63.10 12.6
Additional Reference(s):	-		
Note(s):	DCCF was added to the spectrum analyser reference level offset.		

DUT Configuration			
Mode:	802.11ax HE20 RU26	Duty Cycle (%):	97.4
Modulation Coding Scheme:	MCS2x1	DCCF (dB):	0.11
Antenna Configuration:	SISO	Peak Antenna Gain (dBi):	4.67
Active Port(s):	A (Core 0)	Active Chain(s):	0

Test Frequency (MHz)	PSD (dBm / MHz)					Gain (dBi)	EIRP (dBm)	EIRP Limit (dBm)	EIRP Margin (dB)
	A	B	C	D	Σ				
6435 (RU26.0)	-8.33	-	-	-	-	4.67	-3.66	-1.00	-2.66
6475 (RU26.0)	-8.36	-	-	-	-	4.67	-3.69	-1.00	-2.69
6515 (RU26.8)	-8.51	-	-	-	-	4.67	-3.84	-1.00	-2.84

**Table 255 - Maximum Power Spectral Density Results**

Test Configuration			
Frequency Range:	6.425-6.525 GHz	Band:	U-NII-6
Limit Clause(s):	15.407(a)(8) RSS-248	Test Method(s):	C63.10 12.4.2.4 C63.10 12.6
Additional Reference(s):	-		
Note(s):	DCCF was added to the spectrum analyser reference level offset.		

DUT Configuration			
Mode:	802.11ax HE20 RU52	Duty Cycle (%):	97.2
Modulation Coding Scheme:	MCS2x1	DCCF (dB):	0.12
Antenna Configuration:	SISO	Peak Antenna Gain (dBi):	4.67
Active Port(s):	A (Core 0)	Active Chain(s):	0

Test Frequency (MHz)	PSD (dBm / MHz)					Gain (dBi)	EIRP (dBm)	EIRP Limit (dBm)	EIRP Margin (dB)
	A	B	C	D	Σ				
6435 (RU52.37)	-8.40	-	-	-	-	4.67	-3.73	-1.00	-2.73
6475 (RU52.37)	-8.07	-	-	-	-	4.67	-3.40	-1.00	-2.40
6515 (RU52.40)	-7.94	-	-	-	-	4.67	-3.27	-1.00	-2.27

**Table 256 - Maximum Power Spectral Density Results**



Test Configuration			
Frequency Range:	6.425-6.525 GHz	Band:	U-NII-6
Limit Clause(s):	15.407(a)(8) RSS-248	Test Method(s):	C63.10 12.4.2.4 C63.10 12.6
Additional Reference(s):	-		
Note(s):	DCCF was added to the spectrum analyser reference level offset.		

DUT Configuration			
Mode:	802.11ax HE20 RU106	Duty Cycle (%):	98.1
Modulation Coding Scheme:	MCS2x1	DCCF (dB):	0.08
Antenna Configuration:	SISO	Peak Antenna Gain (dBi):	4.67
Active Port(s):	A (Core 0)	Active Chain(s):	0

Test Frequency (MHz)	PSD (dBm / MHz)					Gain (dBi)	EIRP (dBm)	EIRP Limit (dBm)	EIRP Margin (dB)
	A	B	C	D	Σ				
6435 (RU106.53)	-7.44	-	-	-	-	4.67	-2.77	-1.00	-1.77
6475 (RU106.53)	-7.89	-	-	-	-	4.67	-3.22	-1.00	-2.22
6515 (RU106.54)	-7.45	-	-	-	-	4.67	-2.78	-1.00	-1.78

**Table 257 - Maximum Power Spectral Density Results**

Test Configuration			
Frequency Range:	6.525-6.875 GHz	Band:	U-NII-7
Limit Clause(s):	15.407(a)(8) RSS-248	Test Method(s):	C63.10 12.4.2.4 C63.10 12.6
Additional Reference(s):	-		
Note(s):	DCCF was added to the spectrum analyser reference level offset.		

DUT Configuration			
Mode:	802.11ax HE20 RU26	Duty Cycle (%):	97.3
Modulation Coding Scheme:	MCS2x1	DCCF (dB):	0.12
Antenna Configuration:	SISO	Peak Antenna Gain (dBi):	3.88
Active Port(s):	A (Core 0)	Active Chain(s):	0

Test Frequency (MHz)	PSD (dBm / MHz)					Gain (dBi)	EIRP (dBm)	EIRP Limit (dBm)	EIRP Margin (dB)
	A	B	C	D	Σ				
6535 (RU26.0)	-7.29	-	-	-	-	3.88	-3.41	-1.00	-2.41
6695 (RU26.0)	-7.55	-	-	-	-	3.88	-3.67	-1.00	-2.67
6855 (RU26.8)	-7.73	-	-	-	-	3.88	-3.85	-1.00	-2.85
6875 (RU26.3)	-7.37	-	-	-	-	3.88	-3.49	-1.00	-2.49

**Table 258 - Maximum Power Spectral Density Results**



Test Configuration			
Frequency Range:	6.525-6.875 GHz	Band:	U-NII-7
Limit Clause(s):	15.407(a)(8) RSS-248	Test Method(s):	C63.10 12.4.2.4 C63.10 12.6
Additional Reference(s):	-		
Note(s):	DCCF was added to the spectrum analyser reference level offset.		

DUT Configuration			
Mode:	802.11ax HE20 RU52	Duty Cycle (%):	97.1
Modulation Coding Scheme:	MCS2x1	DCCF (dB):	0.13
Antenna Configuration:	SISO	Peak Antenna Gain (dBi):	3.88
Active Port(s):	A (Core 0)	Active Chain(s):	0

Test Frequency (MHz)	PSD (dBm / MHz)					Gain (dBi)	EIRP (dBm)	EIRP Limit (dBm)	EIRP Margin (dB)
	A	B	C	D	Σ				
6535 (RU52.37)	-6.93	-	-	-	-	3.88	-3.05	-1.00	-2.05
6695 (RU52.37)	-7.40	-	-	-	-	3.88	-3.52	-1.00	-2.52
6855 (RU52.40)	-7.17	-	-	-	-	3.88	-3.29	-1.00	-2.29
6875 (RU52.38)	-6.99	-	-	-	-	3.88	-3.11	-1.00	-2.11

**Table 259 - Maximum Power Spectral Density Results**

Test Configuration			
Frequency Range:	6.525-6.875 GHz	Band:	U-NII-7
Limit Clause(s):	15.407(a)(8) RSS-248	Test Method(s):	C63.10 12.4.2.4 C63.10 12.6
Additional Reference(s):	-		
Note(s):	DCCF was added to the spectrum analyser reference level offset.		

DUT Configuration			
Mode:	802.11ax HE20 RU106	Duty Cycle (%):	98.0
Modulation Coding Scheme:	MCS2x1	DCCF (dB):	0.09
Antenna Configuration:	SISO	Peak Antenna Gain (dBi):	3.88
Active Port(s):	A (Core 0)	Active Chain(s):	0

Test Frequency (MHz)	PSD (dBm / MHz)					Gain (dBi)	EIRP (dBm)	EIRP Limit (dBm)	EIRP Margin (dB)
	A	B	C	D	Σ				
6535 (RU106.53)	-7.06	-	-	-	-	3.88	-3.18	-1.00	-2.18
6695 (RU106.53)	-7.94	-	-	-	-	3.88	-4.06	-1.00	-3.06
6855 (RU106.54)	-7.98	-	-	-	-	3.88	-4.10	-1.00	-3.10
6875 (RU106.53)	-8.01	-	-	-	-	3.88	-4.13	-1.00	-3.13

**Table 260 - Maximum Power Spectral Density Results**



Test Configuration			
Frequency Range:	6.875-7.125 GHz	Band:	U-NII-8
Limit Clause(s):	15.407(a)(8) RSS-248	Test Method(s):	C63.10 12.4.2.4 C63.10 12.6
Additional Reference(s):	-		
Note(s):	DCCF was added to the spectrum analyser reference level offset.		

DUT Configuration			
Mode:	802.11ax HE20 RU26	Duty Cycle (%):	97.3
Modulation Coding Scheme:	MCS2x1	DCCF (dB):	0.12
Antenna Configuration:	SISO	Peak Antenna Gain (dBi):	3.25
Active Port(s):	A (Core 0)	Active Chain(s):	0

Test Frequency (MHz)	PSD (dBm / MHz)					Gain (dBi)	EIRP (dBm)	EIRP Limit (dBm)	EIRP Margin (dB)
	A	B	C	D	Σ				
6875 (RU26.5)	-7.48	-	-	-	-	3.25	-4.23	-1.00	-3.23
6895 (RU26.0)	-6.72	-	-	-	-	3.25	-3.47	-1.00	-2.47
6995 (RU26.0)	-7.31	-	-	-	-	3.25	-4.06	-1.00	-3.06
7095 (RU26.8)	-6.92	-	-	-	-	3.25	-3.67	-1.00	-2.67

**Table 261 - Maximum Power Spectral Density Results**

Test Configuration			
Frequency Range:	6.875-7.125 GHz	Band:	U-NII-8
Limit Clause(s):	15.407(a)(8) RSS-248	Test Method(s):	C63.10 12.4.2.4 C63.10 12.6
Additional Reference(s):	-		
Note(s):	DCCF was added to the spectrum analyser reference level offset.		

DUT Configuration			
Mode:	802.11ax HE20 RU52	Duty Cycle (%):	97.1
Modulation Coding Scheme:	MCS2x1	DCCF (dB):	0.13
Antenna Configuration:	SISO	Peak Antenna Gain (dBi):	3.25
Active Port(s):	A (Core 0)	Active Chain(s):	0

Test Frequency (MHz)	PSD (dBm / MHz)					Gain (dBi)	EIRP (dBm)	EIRP Limit (dBm)	EIRP Margin (dB)
	A	B	C	D	Σ				
6875 (RU52.39)	-7.35	-	-	-	-	3.25	-4.10	-1.00	-3.10
6895 (RU52.37)	-6.74	-	-	-	-	3.25	-3.49	-1.00	-2.49
6995 (RU52.37)	-6.45	-	-	-	-	3.25	-3.20	-1.00	-2.20
7095 (RU52.40)	-6.77	-	-	-	-	3.25	-3.52	-1.00	-2.52

**Table 262 - Maximum Power Spectral Density Results**



Test Configuration			
Frequency Range:	6.875-7.125 GHz	Band:	U-NII-8
Limit Clause(s):	15.407(a)(8) RSS-248	Test Method(s):	C63.10 12.4.2.4 C63.10 12.6
Additional Reference(s):	-		
Note(s):	DCCF was added to the spectrum analyser reference level offset.		

DUT Configuration			
Mode:	802.11ax HE20 RU106	Duty Cycle (%):	97.9
Modulation Coding Scheme:	MCS2x1	DCCF (dB):	0.09
Antenna Configuration:	SISO	Peak Antenna Gain (dBi):	3.25
Active Port(s):	A (Core 0)	Active Chain(s):	0

Test Frequency (MHz)	PSD (dBm / MHz)					Gain (dBi)	EIRP (dBm)	EIRP Limit (dBm)	EIRP Margin (dB)
	A	B	C	D	Σ				
6875 (RU106.54)	-8.14	-	-	-	-	3.25	-4.89	-1.00	-3.89
6895 (RU106.53)	-5.96	-	-	-	-	3.25	-2.71	-1.00	-1.71
6995 (RU106.53)	-6.20	-	-	-	-	3.25	-2.95	-1.00	-1.95
7095 (RU106.54)	-6.04	-	-	-	-	3.25	-2.79	-1.00	-1.79

**Table 263 - Maximum Power Spectral Density Results**





**MIMO CDD**

Test Configuration			
Frequency Range:	5.925-6.425 GHz	Band:	U-NII-5
Limit Clause(s):	15.407(a)(8) RSS-248	Test Method(s):	C63.10 12.4.2.4 C63.10 12.6
Additional Reference(s):	662911 D01 v02r01 F)2)f)(ii), 662911 D01 v02r01 E)2)b)		
Note(s):	DCCF was added to the spectrum analyser reference level offset.		

DUT Configuration			
Mode:	802.11ax HE20 SU	Duty Cycle (%):	96.1
Modulation Coding Scheme:	MCS2x1	DCCF (dB):	0.17
Antenna Configuration:	MIMO CDD	Peak Antenna Gain (dBi):	5.96
Active Port(s):	A+B (Core 0 + Core 1)	Active Chain(s):	0+1

Test Frequency (MHz)	PSD (dBm / MHz)					Gain (dBi)	EIRP (dBm)	EIRP Limit (dBm)	EIRP Margin (dB)
	A	B	C	D	Σ				
5955	-11.54	-10.38	-	-	-7.91	4.11	-3.80	-1.00	-2.80
6175	-11.62	-10.69	-	-	-8.12	3.96	-4.16	-1.00	-3.16
6415	-12.08	-11.91	-	-	-8.99	5.96	-3.02	-1.00	-2.02

**Table 264 - Maximum Power Spectral Density Results**

Test Configuration			
Frequency Range:	5.925-6.425 GHz	Band:	U-NII-5
Limit Clause(s):	15.407(a)(8) RSS-248	Test Method(s):	C63.10 12.4.2.4 C63.10 12.6
Additional Reference(s):	662911 D01 v02r01 F)2)f)(ii), 662911 D01 v02r01 E)2)b)		
Note(s):	DCCF was added to the spectrum analyser reference level offset.		

DUT Configuration			
Mode:	802.11ax HE40 SU	Duty Cycle (%):	96.0
Modulation Coding Scheme:	MCS2x1	DCCF (dB):	0.18
Antenna Configuration:	MIMO CDD	Peak Antenna Gain (dBi):	5.96
Active Port(s):	A+B (Core 0 + Core 1)	Active Chain(s):	0+1

Test Frequency (MHz)	PSD (dBm / MHz)					Gain (dBi)	EIRP (dBm)	EIRP Limit (dBm)	EIRP Margin (dB)
	A	B	C	D	Σ				
5965	-9.67	-9.93	-	-	-6.78	4.11	-2.68	-1.00	-1.68
6165	-11.24	-10.80	-	-	-8.01	3.96	-4.05	-1.00	-3.05
6405	-13.66	-13.42	-	-	-10.53	5.96	-4.57	-1.00	-3.57

**Table 265 - Maximum Power Spectral Density Results**



Test Configuration			
Frequency Range:	5.925-6.425 GHz	Band:	U-NII-5
Limit Clause(s):	15.407(a)(8) RSS-248	Test Method(s):	C63.10 12.4.2.4 C63.10 12.6
Additional Reference(s):	662911 D01 v02r01 F)2)f)(ii), 662911 D01 v02r01 E)2)b)		
Note(s):	DCCF was added to the spectrum analyser reference level offset.		

DUT Configuration			
Mode:	802.11ax HE80 SU	Duty Cycle (%):	95.7
Modulation Coding Scheme:	MCS2x1	DCCF (dB):	0.19
Antenna Configuration:	MIMO CDD	Peak Antenna Gain (dBi):	5.96
Active Port(s):	A+B (Core 0 + Core 1)	Active Chain(s):	0+1

Test Frequency (MHz)	PSD (dBm / MHz)					Gain (dBi)	EIRP (dBm)	EIRP Limit (dBm)	EIRP Margin (dB)
	A	B	C	D	Σ				
5985	-9.78	-10.06	-	-	-6.91	4.11	-2.80	-1.00	-1.80
6145	-10.63	-10.38	-	-	-7.49	3.96	-3.53	-1.00	-2.53
6385	-12.04	-11.86	-	-	-8.94	5.96	-2.98	-1.00	-1.98

**Table 266 - Maximum Power Spectral Density Results**

Test Configuration			
Frequency Range:	5.925-6.425 GHz	Band:	U-NII-5
Limit Clause(s):	15.407(a)(8) RSS-248	Test Method(s):	C63.10 12.4.2.4 C63.10 12.6
Additional Reference(s):	662911 D01 v02r01 F)2)f)(ii), 662911 D01 v02r01 E)2)b)		
Note(s):	DCCF was added to the spectrum analyser reference level offset.		

DUT Configuration			
Mode:	802.11ax HE160 SU	Duty Cycle (%):	93.2
Modulation Coding Scheme:	MCS2x1	DCCF (dB):	0.31
Antenna Configuration:	MIMO CDD	Peak Antenna Gain (dBi):	5.96
Active Port(s):	A+B (Core 0 + Core 1)	Active Chain(s):	0+1

Test Frequency (MHz)	PSD (dBm / MHz)					Gain (dBi)	EIRP (dBm)	EIRP Limit (dBm)	EIRP Margin (dB)
	A	B	C	D	Σ				
6025	-8.53	-8.58	-	-	-5.54	4.11	-1.43	-1.00	-0.43
6185	-9.14	-8.85	-	-	-5.98	3.96	-2.02	-1.00	-1.02
6345	-10.61	-9.92	-	-	-7.24	5.96	-1.28	-1.00	-0.28

**Table 267 - Maximum Power Spectral Density Results**



Test Configuration			
Frequency Range:	6.425-6.525 GHz	Band:	U-NII-6
Limit Clause(s):	15.407(a)(8) RSS-248	Test Method(s):	C63.10 12.4.2.4 C63.10 12.6
Additional Reference(s):	662911 D01 v02r01 F)2)f)(ii), 662911 D01 v02r01 E)2)b)		
Note(s):	DCCF was added to the spectrum analyser reference level offset.		

DUT Configuration			
Mode:	802.11ax HE20 SU	Duty Cycle (%):	96.0
Modulation Coding Scheme:	MCS2x1	DCCF (dB):	0.18
Antenna Configuration:	MIMO CDD	Peak Antenna Gain (dBi):	6.01
Active Port(s):	A+B (Core 0 + Core 1)	Active Chain(s):	0+1

Test Frequency (MHz)	PSD (dBm / MHz)					Gain (dBi)	EIRP (dBm)	EIRP Limit (dBm)	EIRP Margin (dB)
	A	B	C	D	Σ				
6435	-13.36	-12.33	-	-	-9.80	6.01	-3.80	-1.00	-2.80
6475	-12.27	-12.48	-	-	-9.36	6.01	-3.36	-1.00	-2.36
6515	-12.57	-12.50	-	-	-9.52	6.01	-3.52	-1.00	-2.52

**Table 268 - Maximum Power Spectral Density Results**

Test Configuration			
Frequency Range:	6.425-6.525 GHz	Band:	U-NII-6
Limit Clause(s):	15.407(a)(8) RSS-248	Test Method(s):	C63.10 12.4.2.4 C63.10 12.6
Additional Reference(s):	662911 D01 v02r01 F)2)f)(ii), 662911 D01 v02r01 E)2)b)		
Note(s):	DCCF was added to the spectrum analyser reference level offset.		

DUT Configuration			
Mode:	802.11ax HE40 SU	Duty Cycle (%):	96.1
Modulation Coding Scheme:	MCS2x1	DCCF (dB):	0.17
Antenna Configuration:	MIMO CDD	Peak Antenna Gain (dBi):	6.01
Active Port(s):	A+B (Core 0 + Core 1)	Active Chain(s):	0+1

Test Frequency (MHz)	PSD (dBm / MHz)					Gain (dBi)	EIRP (dBm)	EIRP Limit (dBm)	EIRP Margin (dB)
	A	B	C	D	Σ				
6445	-14.06	-13.68	-	-	-10.86	6.01	-4.85	-1.00	-3.85
6485	-14.30	-13.69	-	-	-10.98	6.01	-4.97	-1.00	-3.97
6525	-14.00	-13.71	-	-	-10.84	6.01	-4.84	-1.00	-3.84

**Table 269 - Maximum Power Spectral Density Results**



Test Configuration			
Frequency Range:	6.425-6.525 GHz	Band:	U-NII-6
Limit Clause(s):	15.407(a)(8) RSS-248	Test Method(s):	C63.10 12.4.2.4 C63.10 12.6
Additional Reference(s):	662911 D01 v02r01 F)2)f)(ii), 662911 D01 v02r01 E)2)b)		
Note(s):	DCCF was added to the spectrum analyser reference level offset.		

DUT Configuration			
Mode:	802.11ax HE80 SU	Duty Cycle (%):	96.0
Modulation Coding Scheme:	MCS2x1	DCCF (dB):	0.18
Antenna Configuration:	MIMO CDD	Peak Antenna Gain (dBi):	6.01
Active Port(s):	A+B (Core 0 + Core 1)	Active Chain(s):	0+1

Test Frequency (MHz)	PSD (dBm / MHz)					Gain (dBi)	EIRP (dBm)	EIRP Limit (dBm)	EIRP Margin (dB)
	A	B	C	D	Σ				
6465	-12.34	-12.53	-	-	-9.42	6.01	-3.42	-1.00	-2.42
6545	-12.24	-13.01	-	-	-9.60	6.01	-3.59	-1.00	-2.59

**Table 270 - Maximum Power Spectral Density Results**

Test Configuration			
Frequency Range:	6.425-6.525 GHz	Band:	U-NII-6
Limit Clause(s):	15.407(a)(8) RSS-248	Test Method(s):	C63.10 12.4.2.4 C63.10 12.6
Additional Reference(s):	662911 D01 v02r01 F)2)f)(ii), 662911 D01 v02r01 E)2)b)		
Note(s):	DCCF was added to the spectrum analyser reference level offset.		

DUT Configuration			
Mode:	802.11ax HE160 SU	Duty Cycle (%):	93.1
Modulation Coding Scheme:	MCS2x1	DCCF (dB):	0.31
Antenna Configuration:	MIMO CDD	Peak Antenna Gain (dBi):	6.01
Active Port(s):	A+B (Core 0 + Core 1)	Active Chain(s):	0+1

Test Frequency (MHz)	PSD (dBm / MHz)					Gain (dBi)	EIRP (dBm)	EIRP Limit (dBm)	EIRP Margin (dB)
	A	B	C	D	Σ				
6505	-10.66	-10.53	-	-	-7.59	6.01	-1.58	-1.00	-0.58

**Table 271 - Maximum Power Spectral Density Results**



Test Configuration			
Frequency Range:	6.525-6.875 GHz	Band:	U-NII-7
Limit Clause(s):	15.407(a)(8) RSS-248	Test Method(s):	C63.10 12.4.2.4 C63.10 12.6
Additional Reference(s):	662911 D01 v02r01 F)2)f)(ii), 662911 D01 v02r01 E)2)b)		
Note(s):	DCCF was added to the spectrum analyser reference level offset.		

DUT Configuration			
Mode:	802.11ax HE20 SU	Duty Cycle (%):	96.1
Modulation Coding Scheme:	MCS2x1	DCCF (dB):	0.17
Antenna Configuration:	MIMO CDD	Peak Antenna Gain (dBi):	6.11
Active Port(s):	A+B (Core 0 + Core 1)	Active Chain(s):	0+1

Test Frequency (MHz)	PSD (dBm / MHz)					Gain (dBi)	EIRP (dBm)	EIRP Limit (dBm)	EIRP Margin (dB)
	A	B	C	D	Σ				
6535	-12.86	-12.77	-	-	-9.80	6.11	-3.69	-1.00	-2.69
6695	-12.46	-12.67	-	-	-9.55	6.11	-3.44	-1.00	-2.44
6855	-13.11	-12.34	-	-	-9.70	6.11	-3.58	-1.00	-2.58
6875	-13.02	-12.41	-	-	-9.69	6.11	-3.58	-1.00	-2.58

**Table 272 - Maximum Power Spectral Density Results**

Test Configuration			
Frequency Range:	6.525-6.875 GHz	Band:	U-NII-7
Limit Clause(s):	15.407(a)(8) RSS-248	Test Method(s):	C63.10 12.4.2.4 C63.10 12.6
Additional Reference(s):	662911 D01 v02r01 F)2)f)(ii), 662911 D01 v02r01 E)2)b)		
Note(s):	DCCF was added to the spectrum analyser reference level offset.		

DUT Configuration			
Mode:	802.11ax HE40 SU	Duty Cycle (%):	96.0
Modulation Coding Scheme:	MCS2x1	DCCF (dB):	0.18
Antenna Configuration:	MIMO CDD	Peak Antenna Gain (dBi):	6.11
Active Port(s):	A+B (Core 0 + Core 1)	Active Chain(s):	0+1

Test Frequency (MHz)	PSD (dBm / MHz)					Gain (dBi)	EIRP (dBm)	EIRP Limit (dBm)	EIRP Margin (dB)
	A	B	C	D	Σ				
6525	-14.12	-13.57	-	-	-10.83	6.11	-4.72	-1.00	-3.72
6565	-14.20	-13.93	-	-	-11.05	6.11	-4.94	-1.00	-3.94
6685	-14.72	-13.81	-	-	-11.23	6.11	-5.12	-1.00	-4.12
6845	-15.23	-14.18	-	-	-11.66	6.11	-5.55	-1.00	-4.55
6885	-14.43	-14.06	-	-	-11.23	6.11	-5.12	-1.00	-4.12

**Table 273 - Maximum Power Spectral Density Results**



Test Configuration			
Frequency Range:	6.525-6.875 GHz	Band:	U-NII-7
Limit Clause(s):	15.407(a)(8) RSS-248	Test Method(s):	C63.10 12.4.2.4 C63.10 12.6
Additional Reference(s):	662911 D01 v02r01 F)2)f)(ii), 662911 D01 v02r01 E)2)b)		
Note(s):	DCCF was added to the spectrum analyser reference level offset.		

DUT Configuration			
Mode:	802.11ax HE80 SU	Duty Cycle (%):	95.8
Modulation Coding Scheme:	MCS2x1	DCCF (dB):	0.19
Antenna Configuration:	MIMO CDD	Peak Antenna Gain (dBi):	6.11
Active Port(s):	A+B (Core 0 + Core 1)	Active Chain(s):	0+1

Test Frequency (MHz)	PSD (dBm / MHz)					Gain (dBi)	EIRP (dBm)	EIRP Limit (dBm)	EIRP Margin (dB)
	A	B	C	D	Σ				
6545	-12.14	-12.20	-	-	-9.16	6.11	-3.05	-1.00	-2.05
6625	-12.10	-12.10	-	-	-9.09	6.11	-2.98	-1.00	-1.98
6705	-12.46	-12.07	-	-	-9.25	6.11	-3.14	-1.00	-2.14
6785	-13.00	-12.31	-	-	-9.63	6.11	-3.52	-1.00	-2.52
6865	-13.46	-12.24	-	-	-9.80	6.11	-3.68	-1.00	-2.68

**Table 274 - Maximum Power Spectral Density Results**

Test Configuration			
Frequency Range:	6.525-6.875 GHz	Band:	U-NII-7
Limit Clause(s):	15.407(a)(8) RSS-248	Test Method(s):	C63.10 12.4.2.4 C63.10 12.6
Additional Reference(s):	662911 D01 v02r01 F)2)f)(ii), 662911 D01 v02r01 E)2)b)		
Note(s):	DCCF was added to the spectrum analyser reference level offset.		

DUT Configuration			
Mode:	802.11ax HE160 SU	Duty Cycle (%):	93.1
Modulation Coding Scheme:	MCS2x1	DCCF (dB):	0.31
Antenna Configuration:	MIMO CDD	Peak Antenna Gain (dBi):	6.11
Active Port(s):	A+B (Core 0 + Core 1)	Active Chain(s):	0+1

Test Frequency (MHz)	PSD (dBm / MHz)					Gain (dBi)	EIRP (dBm)	EIRP Limit (dBm)	EIRP Margin (dB)
	A	B	C	D	Σ				
6505	-10.68	-10.23	-	-	-7.44	6.11	-1.33	-1.00	-0.33
6665	-11.03	-10.45	-	-	-7.72	6.11	-1.60	-1.00	-0.60
6825	-11.23	-10.12	-	-	-7.63	6.11	-1.52	-1.00	-0.52

**Table 275 - Maximum Power Spectral Density Results**



Test Configuration			
Frequency Range:	6.875-7.125 GHz	Band:	U-NII-8
Limit Clause(s):	15.407(a)(8) RSS-248	Test Method(s):	C63.10 12.4.2.4 C63.10 12.6
Additional Reference(s):	662911 D01 v02r01 F)2)f(ii), 662911 D01 v02r01 E)2)b)		
Note(s):	DCCF was added to the spectrum analyser reference level offset.		

DUT Configuration			
Mode:	802.11ax HE20 SU	Duty Cycle (%):	96.2
Modulation Coding Scheme:	MCS2x1	DCCF (dB):	0.17
Antenna Configuration:	MIMO CDD	Peak Antenna Gain (dBi):	5.31
Active Port(s):	A+B (Core 0 + Core 1)	Active Chain(s):	0+1

Test Frequency (MHz)	PSD (dBm / MHz)					Gain (dBi)	EIRP (dBm)	EIRP Limit (dBm)	EIRP Margin (dB)
	A	B	C	D	Σ				
6875	-13.35	-12.32	-	-	-9.80	5.31	-4.49	-1.00	-3.49
6895	-13.02	-11.98	-	-	-9.46	5.31	-4.14	-1.00	-3.14
6995	-12.44	-11.84	-	-	-9.12	5.31	-3.81	-1.00	-2.81
7115	-15.10	-15.33	-	-	-12.20	5.31	-6.89	-1.00	-5.89

**Table 276 - Maximum Power Spectral Density Results**

Test Configuration			
Frequency Range:	6.875-7.125 GHz	Band:	U-NII-8
Limit Clause(s):	15.407(a)(8) RSS-248	Test Method(s):	C63.10 12.4.2.4 C63.10 12.6
Additional Reference(s):	662911 D01 v02r01 F)2)f(ii), 662911 D01 v02r01 E)2)b)		
Note(s):	DCCF was added to the spectrum analyser reference level offset.		

DUT Configuration			
Mode:	802.11ax HE40 SU	Duty Cycle (%):	96.1
Modulation Coding Scheme:	MCS2x1	DCCF (dB):	0.17
Antenna Configuration:	MIMO CDD	Peak Antenna Gain (dBi):	5.31
Active Port(s):	A+B (Core 0 + Core 1)	Active Chain(s):	0+1

Test Frequency (MHz)	PSD (dBm / MHz)					Gain (dBi)	EIRP (dBm)	EIRP Limit (dBm)	EIRP Margin (dB)
	A	B	C	D	Σ				
6885	-14.36	-13.58	-	-	-10.94	5.31	-5.63	-1.00	-4.63
6925	-12.75	-11.53	-	-	-9.09	5.31	-3.77	-1.00	-2.77
7005	-14.62	-13.86	-	-	-11.21	5.31	-5.90	-1.00	-4.90
7085	-14.88	-14.15	-	-	-11.49	5.31	-6.17	-1.00	-5.17

**Table 277 - Maximum Power Spectral Density Results**



Test Configuration			
Frequency Range:	6.875-7.125 GHz	Band:	U-NII-8
Limit Clause(s):	15.407(a)(8) RSS-248	Test Method(s):	C63.10 12.4.2.4 C63.10 12.6
Additional Reference(s):	662911 D01 v02r01 F)2)f)(ii), 662911 D01 v02r01 E)2)b)		
Note(s):	DCCF was added to the spectrum analyser reference level offset.		

DUT Configuration			
Mode:	802.11ax HE80 SU	Duty Cycle (%):	95.8
Modulation Coding Scheme:	MCS2x1	DCCF (dB):	0.19
Antenna Configuration:	MIMO CDD	Peak Antenna Gain (dBi):	5.31
Active Port(s):	A+B (Core 0 + Core 1)	Active Chain(s):	0+1

Test Frequency (MHz)	PSD (dBm / MHz)					Gain (dBi)	EIRP (dBm)	EIRP Limit (dBm)	EIRP Margin (dB)
	A	B	C	D	Σ				
6865	-13.56	-12.09	-	-	-9.75	5.31	-4.44	-1.00	-3.41
6945	-12.34	-11.28	-	-	-8.77	5.31	-3.46	-1.00	-2.46
7025	-12.65	-11.57	-	-	-9.07	5.31	-3.75	-1.00	-2.75

**Table 278 - Maximum Power Spectral Density Results**

Test Configuration			
Frequency Range:	6.875-7.125 GHz	Band:	U-NII-8
Limit Clause(s):	15.407(a)(8) RSS-248	Test Method(s):	C63.10 12.4.2.4 C63.10 12.6
Additional Reference(s):	662911 D01 v02r01 F)2)f)(ii), 662911 D01 v02r01 E)2)b)		
Note(s):	DCCF was added to the spectrum analyser reference level offset.		

DUT Configuration			
Mode:	802.11ax HE160 SU	Duty Cycle (%):	93.3
Modulation Coding Scheme:	MCS2x1	DCCF (dB):	0.30
Antenna Configuration:	MIMO CDD	Peak Antenna Gain (dBi):	5.31
Active Port(s):	A+B (Core 0 + Core 1)	Active Chain(s):	0+1

Test Frequency (MHz)	PSD (dBm / MHz)					Gain (dBi)	EIRP (dBm)	EIRP Limit (dBm)	EIRP Margin (dB)
	A	B	C	D	Σ				
6825	-14.36	-12.81	-	-	-10.50	5.31	-5.19	-1.00	-4.19
6985	-11.23	-9.68	-	-	-7.38	5.31	-2.07	-1.00	-1.07

**Table 279 - Maximum Power Spectral Density Results**





Test Configuration			
Frequency Range:	5.925-6.425 GHz	Band:	U-NII-5
Limit Clause(s):	15.407(a)(8) RSS-248	Test Method(s):	C63.10 12.4.2.4 C63.10 12.6
Additional Reference(s):	662911 D01 v02r01 F)2)f)(ii), 662911 D01 v02r01 E)2)b)		
Note(s):	DCCF was added to the spectrum analyser reference level offset.		

DUT Configuration			
Mode:	802.11ax HE20 RU26	Duty Cycle (%):	97.3
Modulation Coding Scheme:	MCS2x1	DCCF (dB):	0.12
Antenna Configuration:	MIMO CDD	Peak Antenna Gain (dBi):	4.11
Active Port(s):	A+B (Core 0 + Core 1)	Active Chain(s):	0+1

Test Frequency (MHz)	PSD (dBm / MHz)					Gain (dBi)	EIRP (dBm)	EIRP Limit (dBm)	EIRP Margin (dB)
	A	B	C	D	Σ				
5955 (RU26.0)	-11.58	-10.45	-	-	-7.97	4.11	-3.86	-1.00	-2.86
6095 (RU26.0)	-12.35	-10.79	-	-	-8.49	4.11	-4.38	-1.00	-3.38
6255 (RU26.8)	-12.18	-10.99	-	-	-8.53	3.96	-4.57	-1.00	-3.57

**Table 280 - Maximum Power Spectral Density Results**

Test Configuration			
Frequency Range:	5.925-6.425 GHz	Band:	U-NII-5
Limit Clause(s):	15.407(a)(8) RSS-248	Test Method(s):	C63.10 12.4.2.4 C63.10 12.6
Additional Reference(s):	662911 D01 v02r01 F)2)f)(ii), 662911 D01 v02r01 E)2)b)		
Note(s):	DCCF was added to the spectrum analyser reference level offset.		

DUT Configuration			
Mode:	802.11ax HE20 RU52	Duty Cycle (%):	97.1
Modulation Coding Scheme:	MCS2x1	DCCF (dB):	0.13
Antenna Configuration:	MIMO CDD	Peak Antenna Gain (dBi):	5.96
Active Port(s):	A+B (Core 0 + Core 1)	Active Chain(s):	0+1

Test Frequency (MHz)	PSD (dBm / MHz)					Gain (dBi)	EIRP (dBm)	EIRP Limit (dBm)	EIRP Margin (dB)
	A	B	C	D	Σ				
5955 (RU52.37)	-10.96	-9.85	-	-	-7.36	4.11	-3.25	-1.00	-2.25
6175 (RU52.37)	-11.80	-11.29	-	-	-8.53	3.96	-4.57	-1.00	-3.57
6415 (RU52.40)	-12.76	-12.44	-	-	-9.59	5.96	-3.62	-1.00	-2.62

**Table 281 - Maximum Power Spectral Density Results**



Test Configuration			
Frequency Range:	5.925-6.425 GHz	Band:	U-NII-5
Limit Clause(s):	15.407(a)(8) RSS-248	Test Method(s):	C63.10 12.4.2.4 C63.10 12.6
Additional Reference(s):	662911 D01 v02r01 F)2)f)(ii), 662911 D01 v02r01 E)2)b)		
Note(s):	DCCF was added to the spectrum analyser reference level offset.		

DUT Configuration			
Mode:	802.11ax HE20 RU106	Duty Cycle (%):	98.0
Modulation Coding Scheme:	MCS2x1	DCCF (dB):	0.09
Antenna Configuration:	MIMO CDD	Peak Antenna Gain (dBi):	5.96
Active Port(s):	A+B (Core 0 + Core 1)	Active Chain(s):	0+1

Test Frequency (MHz)	PSD (dBm / MHz)					Gain (dBi)	EIRP (dBm)	EIRP Limit (dBm)	EIRP Margin (dB)
	A	B	C	D	Σ				
5955 (RU106.53)	-11.24	-10.12	-	-	-7.64	4.11	-3.53	-1.00	-2.53
6175 (RU106.53)	-11.76	-10.58	-	-	-8.12	3.96	-4.16	-1.00	-3.16
6415 (RU106.54)	-12.25	-12.00	-	-	-9.11	5.96	-3.15	-1.00	-2.15

**Table 282 - Maximum Power Spectral Density Results**

Test Configuration			
Frequency Range:	6.425-6.525 GHz	Band:	U-NII-6
Limit Clause(s):	15.407(a)(8) RSS-248	Test Method(s):	C63.10 12.4.2.4 C63.10 12.6
Additional Reference(s):	662911 D01 v02r01 F)2)f)(ii), 662911 D01 v02r01 E)2)b)		
Note(s):	DCCF was added to the spectrum analyser reference level offset.		

DUT Configuration			
Mode:	802.11ax HE20 RU52	Duty Cycle (%):	97.1
Modulation Coding Scheme:	MCS2x1	DCCF (dB):	0.13
Antenna Configuration:	MIMO CDD	Peak Antenna Gain (dBi):	6.01
Active Port(s):	A+B (Core 0 + Core 1)	Active Chain(s):	0+1

Test Frequency (MHz)	PSD (dBm / MHz)					Gain (dBi)	EIRP (dBm)	EIRP Limit (dBm)	EIRP Margin (dB)
	A	B	C	D	Σ				
6435 (RU52.37)	-12.86	-12.96	-	-	-9.90	6.01	-3.89	-1.00	-2.89
6475 (RU52.37)	-12.74	-12.74	-	-	-9.73	6.01	-3.73	-1.00	-2.73
6515 (RU52.40)	-12.62	-12.77	-	-	-9.69	6.01	-3.68	-1.00	-2.68

**Table 283 - Maximum Power Spectral Density Results**



Test Configuration			
Frequency Range:	6.425-6.525 GHz	Band:	U-NII-6
Limit Clause(s):	15.407(a)(8) RSS-248	Test Method(s):	C63.10 12.4.2.4 C63.10 12.6
Additional Reference(s):	662911 D01 v02r01 F)2)f)(ii), 662911 D01 v02r01 E)2)b)		
Note(s):	DCCF was added to the spectrum analyser reference level offset.		

DUT Configuration			
Mode:	802.11ax HE20 RU106	Duty Cycle (%):	98.0
Modulation Coding Scheme:	MCS2x1	DCCF (dB):	0.09
Antenna Configuration:	MIMO CDD	Peak Antenna Gain (dBi):	6.01
Active Port(s):	A+B (Core 0 + Core 1)	Active Chain(s):	0+1

Test Frequency (MHz)	PSD (dBm / MHz)					Gain (dBi)	EIRP (dBm)	EIRP Limit (dBm)	EIRP Margin (dB)
	A	B	C	D	Σ				
6435 (RU106.53)	-13.30	-12.63	-	-	-9.94	6.01	-3.93	-1.00	-2.93
6475 (RU106.53)	-12.61	-12.67	-	-	-9.63	6.01	-3.62	-1.00	-2.62
6515 (RU106.54)	-12.41	-12.76	-	-	-9.57	6.01	-3.57	-1.00	-2.57

**Table 284 - Maximum Power Spectral Density Results**

Test Configuration			
Frequency Range:	6.525-6.875 GHz	Band:	U-NII-7
Limit Clause(s):	15.407(a)(8) RSS-248	Test Method(s):	C63.10 12.4.2.4 C63.10 12.6
Additional Reference(s):	662911 D01 v02r01 F)2)f)(ii), 662911 D01 v02r01 E)2)b)		
Note(s):	DCCF was added to the spectrum analyser reference level offset.		

DUT Configuration			
Mode:	802.11ax HE20 RU52	Duty Cycle (%):	97.2
Modulation Coding Scheme:	MCS2x1	DCCF (dB):	0.12
Antenna Configuration:	MIMO CDD	Peak Antenna Gain (dBi):	6.11
Active Port(s):	A+B (Core 0 + Core 1)	Active Chain(s):	0+1

Test Frequency (MHz)	PSD (dBm / MHz)					Gain (dBi)	EIRP (dBm)	EIRP Limit (dBm)	EIRP Margin (dB)
	A	B	C	D	Σ				
6535 (RU52.37)	-12.57	-12.90	-	-	-9.72	6.11	-3.61	-1.00	-2.61
6695 (RU52.37)	-12.87	-13.00	-	-	-9.92	6.11	-3.81	-1.00	-2.81
6855 (RU52.40)	-13.61	-12.80	-	-	-10.18	6.11	-4.06	-1.00	-3.06
6875 (RU52.38)	-13.67	-12.59	-	-	-10.09	6.11	-3.97	-1.00	-2.97

**Table 285 - Maximum Power Spectral Density Results**



Test Configuration			
Frequency Range:	6.525-6.875 GHz	Band:	U-NII-7
Limit Clause(s):	15.407(a)(8) RSS-248	Test Method(s):	C63.10 12.4.2.4 C63.10 12.6
Additional Reference(s):	662911 D01 v02r01 F)2)f(ii), 662911 D01 v02r01 E)2)b)		
Note(s):	DCCF was added to the spectrum analyser reference level offset.		

DUT Configuration			
Mode:	802.11ax HE20 RU106	Duty Cycle (%):	98.0
Modulation Coding Scheme:	MCS2x1	DCCF (dB):	0.09
Antenna Configuration:	MIMO CDD	Peak Antenna Gain (dBi):	6.11
Active Port(s):	A+B (Core 0 + Core 1)	Active Chain(s):	0+1

Test Frequency (MHz)	PSD (dBm / MHz)					Gain (dBi)	EIRP (dBm)	EIRP Limit (dBm)	EIRP Margin (dB)
	A	B	C	D	Σ				
6535 (RU106.53)	-12.42	-12.87	-	-	-9.63	6.11	-3.52	-1.00	-2.52
6695 (RU106.53)	-12.80	-13.24	-	-	-10.01	6.11	-3.89	-1.00	-2.89
6855 (RU106.54)	-13.31	-12.61	-	-	-9.94	6.11	-3.83	-1.00	-2.83
6875 (RU106.53)	-13.40	-12.49	-	-	-9.91	6.11	-3.80	-1.00	-2.80

**Table 286 - Maximum Power Spectral Density Results**

Test Configuration			
Frequency Range:	6.875-7.125 GHz	Band:	U-NII-8
Limit Clause(s):	15.407(a)(8) RSS-248	Test Method(s):	C63.10 12.4.2.4 C63.10 12.6
Additional Reference(s):	662911 D01 v02r01 F)2)f(ii), 662911 D01 v02r01 E)2)b)		
Note(s):	DCCF was added to the spectrum analyser reference level offset.		

DUT Configuration			
Mode:	802.11ax HE20 RU52	Duty Cycle (%):	97.0
Modulation Coding Scheme:	MCS2x1	DCCF (dB):	0.13
Antenna Configuration:	MIMO CDD	Peak Antenna Gain (dBi):	5.31
Active Port(s):	A+B (Core 0 + Core 1)	Active Chain(s):	0+1

Test Frequency (MHz)	PSD (dBm / MHz)					Gain (dBi)	EIRP (dBm)	EIRP Limit (dBm)	EIRP Margin (dB)
	A	B	C	D	Σ				
6875 (RU52.39)	-13.44	-12.72	-	-	-10.06	5.31	-4.75	-1.00	-3.75
6895 (RU52.37)	-12.52	-11.31	-	-	-8.86	5.31	-3.55	-1.00	-2.55
6995 (RU52.37)	-12.68	-12.18	-	-	-9.41	5.31	-4.10	-1.00	-3.10
7095 (RU52.40)	-11.70	-11.78	-	-	-8.73	5.31	-3.42	-1.00	-2.42

**Table 287 - Maximum Power Spectral Density Results**



Test Configuration			
Frequency Range:	6.875-7.125 GHz	Band:	U-NII-8
Limit Clause(s):	15.407(a)(8) RSS-248	Test Method(s):	C63.10 12.4.2.4 C63.10 12.6
Additional Reference(s):	662911 D01 v02r01 F)2)f)(ii), 662911 D01 v02r01 E)2)b)		
Note(s):	DCCF was added to the spectrum analyser reference level offset.		

DUT Configuration			
Mode:	802.11ax HE20 RU106	Duty Cycle (%):	98.0
Modulation Coding Scheme:	MCS2x1	DCCF (dB):	0.09
Antenna Configuration:	MIMO CDD	Peak Antenna Gain (dBi):	5.31
Active Port(s):	A+B (Core 0 + Core 1)	Active Chain(s):	0+1

Test Frequency (MHz)	PSD (dBm / MHz)					Gain (dBi)	EIRP (dBm)	EIRP Limit (dBm)	EIRP Margin (dB)
	A	B	C	D	Σ				
6875 (RU106.54)	-13.65	-12.84	-	-	-10.21	5.31	-4.90	-1.00	-3.90
6895 (RU106.53)	-12.76	-11.68	-	-	-9.18	5.31	-3.86	-1.00	-2.86
6995 (RU106.53)	-12.41	-11.74	-	-	-9.05	5.31	-3.74	-1.00	-2.74
7095 (RU106.54)	-11.83	-11.60	-	-	-8.70	5.31	-3.39	-1.00	-2.39

**Table 288 - Maximum Power Spectral Density Results**



**MIMO SDM**

Test Configuration			
Frequency Range:	5.925-6.425 GHz	Band:	U-NII-5
Limit Clause(s):	15.407(a)(8) RSS-248	Test Method(s):	C63.10 12.4.2.4 C63.10 12.6
Additional Reference(s):	662911 D01 v02r01 F)2)d)(ii), 662911 D01 v02r01 E)2)b)		
Note(s):	DCCF was added to the spectrum analyser reference level offset.		

DUT Configuration			
Mode:	802.11ax HE20 SU	Duty Cycle (%):	93.9
Modulation Coding Scheme:	MCS2x2	DCCF (dB):	0.27
Antenna Configuration:	MIMO SDM	Peak Antenna Gain (dBi):	3.06
Active Port(s):	A+B (Core 0 + Core 1)	Active Chain(s):	0+1

Test Frequency (MHz)	PSD (dBm / MHz)					Gain (dBi)	EIRP (dBm)	EIRP Limit (dBm)	EIRP Margin (dB)
	A	B	C	D	Σ				
5955	-6.46	-6.45	-	-	-3.44	1.13	-2.31	-1.00	-1.31
6175	-8.01	-7.66	-	-	-4.82	0.96	-3.86	-1.00	-2.86
6415	-10.65	-10.31	-	-	-7.47	3.06	-4.41	-1.00	-3.41

**Table 289 - Maximum Power Spectral Density Results**

Test Configuration			
Frequency Range:	5.925-6.425 GHz	Band:	U-NII-5
Limit Clause(s):	15.407(a)(8) RSS-248	Test Method(s):	C63.10 12.4.2.4 C63.10 12.6
Additional Reference(s):	662911 D01 v02r01 F)2)d)(ii), 662911 D01 v02r01 E)2)b)		
Note(s):	DCCF was added to the spectrum analyser reference level offset.		

DUT Configuration			
Mode:	802.11ax HE40 SU	Duty Cycle (%):	93.7
Modulation Coding Scheme:	MCS2x2	DCCF (dB):	0.28
Antenna Configuration:	MIMO SDM	Peak Antenna Gain (dBi):	3.06
Active Port(s):	A+B (Core 0 + Core 1)	Active Chain(s):	0+1

Test Frequency (MHz)	PSD (dBm / MHz)					Gain (dBi)	EIRP (dBm)	EIRP Limit (dBm)	EIRP Margin (dB)
	A	B	C	D	Σ				
5965	-7.06	-6.87	-	-	-3.95	1.13	-2.82	-1.00	-1.82
6165	-8.59	-8.32	-	-	-5.45	0.96	-4.49	-1.00	-3.49
6405	-9.30	-9.18	-	-	-6.23	3.06	-3.17	-1.00	-2.17

**Table 290 - Maximum Power Spectral Density Results**



Test Configuration			
Frequency Range:	5.925-6.425 GHz	Band:	U-NII-5
Limit Clause(s):	15.407(a)(8) RSS-248	Test Method(s):	C63.10 12.4.2.4 C63.10 12.6
Additional Reference(s):	662911 D01 v02r01 F)2)d)(ii), 662911 D01 v02r01 E)2)b)		
Note(s):	DCCF was added to the spectrum analyser reference level offset.		

DUT Configuration			
Mode:	802.11ax HE80 SU	Duty Cycle (%):	93.3
Modulation Coding Scheme:	MCS2x2	DCCF (dB):	0.30
Antenna Configuration:	MIMO SDM	Peak Antenna Gain (dBi):	3.06
Active Port(s):	A+B (Core 0 + Core 1)	Active Chain(s):	0+1

Test Frequency (MHz)	PSD (dBm / MHz)					Gain (dBi)	EIRP (dBm)	EIRP Limit (dBm)	EIRP Margin (dB)
	A	B	C	D	Σ				
5985	-6.54	-6.87	-	-	-3.69	1.13	-2.56	-1.00	-1.56
6145	-8.56	-7.96	-	-	-5.24	0.96	-4.28	-1.00	-3.28
6385	-9.20	-9.16	-	-	-6.17	3.06	-3.11	-1.00	-2.11

**Table 291 - Maximum Power Spectral Density Results**

Test Configuration			
Frequency Range:	5.925-6.425 GHz	Band:	U-NII-5
Limit Clause(s):	15.407(a)(8) RSS-248	Test Method(s):	C63.10 12.4.2.4 C63.10 12.6
Additional Reference(s):	662911 D01 v02r01 F)2)d)(ii), 662911 D01 v02r01 E)2)b)		
Note(s):	DCCF was added to the spectrum analyser reference level offset.		

DUT Configuration			
Mode:	802.11ax HE160 SU	Duty Cycle (%):	89.7
Modulation Coding Scheme:	MCS2x2	DCCF (dB):	0.47
Antenna Configuration:	MIMO SDM	Peak Antenna Gain (dBi):	3.06
Active Port(s):	A+B (Core 0 + Core 1)	Active Chain(s):	0+1

Test Frequency (MHz)	PSD (dBm / MHz)					Gain (dBi)	EIRP (dBm)	EIRP Limit (dBm)	EIRP Margin (dB)
	A	B	C	D	Σ				
6025	-5.63	-5.34	-	-	-2.47	1.13	-1.34	-1.00	-0.34
6185	-6.58	-5.81	-	-	-3.17	0.96	-2.21	-1.00	-1.21
6345	-8.25	-7.92	-	-	-5.07	3.06	-2.01	-1.00	-1.01

**Table 292 - Maximum Power Spectral Density Results**



Test Configuration			
Frequency Range:	6.425-6.525 GHz	Band:	U-NII-6
Limit Clause(s):	15.407(a)(8) RSS-248	Test Method(s):	C63.10 12.4.2.4 C63.10 12.6
Additional Reference(s):	662911 D01 v02r01 F)2)d)(ii), 662911 D01 v02r01 E)2)b)		
Note(s):	DCCF was added to the spectrum analyser reference level offset.		

DUT Configuration			
Mode:	802.11ax HE20 SU	Duty Cycle (%):	93.8
Modulation Coding Scheme:	MCS2x2	DCCF (dB):	0.28
Antenna Configuration:	MIMO SDM	Peak Antenna Gain (dBi):	3.19
Active Port(s):	A+B (Core 0 + Core 1)	Active Chain(s):	0+1

Test Frequency (MHz)	PSD (dBm / MHz)					Gain (dBi)	EIRP (dBm)	EIRP Limit (dBm)	EIRP Margin (dB)
	A	B	C	D	Σ				
6435	-10.91	-10.38	-	-	-7.62	3.19	-4.44	-1.00	-3.44
6475	-10.98	-11.02	-	-	-7.99	3.19	-4.80	-1.00	-3.80
6515	-10.56	-10.87	-	-	-7.71	3.19	-4.52	-1.00	-3.52

**Table 293 - Maximum Power Spectral Density Results**

Test Configuration			
Frequency Range:	6.425-6.525 GHz	Band:	U-NII-6
Limit Clause(s):	15.407(a)(8) RSS-248	Test Method(s):	C63.10 12.4.2.4 C63.10 12.6
Additional Reference(s):	662911 D01 v02r01 F)2)d)(ii), 662911 D01 v02r01 E)2)b)		
Note(s):	DCCF was added to the spectrum analyser reference level offset.		

DUT Configuration			
Mode:	802.11ax HE40 SU	Duty Cycle (%):	93.8
Modulation Coding Scheme:	MCS2x2	DCCF (dB):	0.28
Antenna Configuration:	MIMO SDM	Peak Antenna Gain (dBi):	3.19
Active Port(s):	A+B (Core 0 + Core 1)	Active Chain(s):	0+1

Test Frequency (MHz)	PSD (dBm / MHz)					Gain (dBi)	EIRP (dBm)	EIRP Limit (dBm)	EIRP Margin (dB)
	A	B	C	D	Σ				
6445	-9.41	-9.47	-	-	-6.43	3.19	-3.24	-1.00	-2.24
6485	-9.70	-9.80	-	-	-6.74	3.19	-3.55	-1.00	-2.55
6525	-9.44	-9.38	-	-	-6.40	3.19	-3.21	-1.00	-2.21

**Table 294 - Maximum Power Spectral Density Results**





Test Configuration			
Frequency Range:	6.425-6.525 GHz	Band:	U-NII-6
Limit Clause(s):	15.407(a)(8) RSS-248	Test Method(s):	C63.10 12.4.2.4 C63.10 12.6
Additional Reference(s):	662911 D01 v02r01 F)2)d)(ii), 662911 D01 v02r01 E)2)b)		
Note(s):	DCCF was added to the spectrum analyser reference level offset.		

DUT Configuration			
Mode:	802.11ax HE80 SU	Duty Cycle (%):	93.2
Modulation Coding Scheme:	MCS2x2	DCCF (dB):	0.30
Antenna Configuration:	MIMO SDM	Peak Antenna Gain (dBi):	3.19
Active Port(s):	A+B (Core 0 + Core 1)	Active Chain(s):	0+1

Test Frequency (MHz)	PSD (dBm / MHz)					Gain (dBi)	EIRP (dBm)	EIRP Limit (dBm)	EIRP Margin (dB)
	A	B	C	D	Σ				
6465	-9.25	-9.30	-	-	-6.26	3.19	-3.07	-1.00	-2.07
6545	-10.03	-10.17	-	-	-7.09	3.19	-3.90	-1.00	-2.90

**Table 295 - Maximum Power Spectral Density Results**

Test Configuration			
Frequency Range:	6.425-6.525 GHz	Band:	U-NII-6
Limit Clause(s):	15.407(a)(8) RSS-248	Test Method(s):	C63.10 12.4.2.4 C63.10 12.6
Additional Reference(s):	662911 D01 v02r01 F)2)d)(ii), 662911 D01 v02r01 E)2)b)		
Note(s):	DCCF was added to the spectrum analyser reference level offset.		

DUT Configuration			
Mode:	802.11ax HE160 SU	Duty Cycle (%):	89.8
Modulation Coding Scheme:	MCS2x2	DCCF (dB):	0.47
Antenna Configuration:	MIMO SDM	Peak Antenna Gain (dBi):	3.19
Active Port(s):	A+B (Core 0 + Core 1)	Active Chain(s):	0+1

Test Frequency (MHz)	PSD (dBm / MHz)					Gain (dBi)	EIRP (dBm)	EIRP Limit (dBm)	EIRP Margin (dB)
	A	B	C	D	Σ				
6505	-7.56	-7.40	-	-	-4.47	3.19	-1.28	-1.00	-0.28

**Table 296 - Maximum Power Spectral Density Results**



Test Configuration			
Frequency Range:	6.525-6.875 GHz	Band:	U-NII-7
Limit Clause(s):	15.407(a)(8) RSS-248	Test Method(s):	C63.10 12.4.2.4 C63.10 12.6
Additional Reference(s):	662911 D01 v02r01 F)2)d)(ii), 662911 D01 v02r01 E)2)b)		
Note(s):	DCCF was added to the spectrum analyser reference level offset.		

DUT Configuration			
Mode:	802.11ax HE20 SU	Duty Cycle (%):	93.7
Modulation Coding Scheme:	MCS2x2	DCCF (dB):	0.28
Antenna Configuration:	MIMO SDM	Peak Antenna Gain (dBi):	3.14
Active Port(s):	A+B (Core 0 + Core 1)	Active Chain(s):	0+1

Test Frequency (MHz)	PSD (dBm / MHz)					Gain (dBi)	EIRP (dBm)	EIRP Limit (dBm)	EIRP Margin (dB)
	A	B	C	D	Σ				
6535	-10.96	-10.88	-	-	-7.91	3.14	-4.77	-1.00	-3.77
6695	-9.59	-8.93	-	-	-6.23	3.14	-3.09	-1.00	-2.09
6855	-11.79	-10.94	-	-	-8.33	3.14	-5.19	-1.00	-4.19
6875	-11.72	-11.11	-	-	-8.39	3.14	-5.25	-1.00	-4.25

**Table 297 - Maximum Power Spectral Density Results**

Test Configuration			
Frequency Range:	6.525-6.875 GHz	Band:	U-NII-7
Limit Clause(s):	15.407(a)(8) RSS-248	Test Method(s):	C63.10 12.4.2.4 C63.10 12.6
Additional Reference(s):	662911 D01 v02r01 F)2)d)(ii), 662911 D01 v02r01 E)2)b)		
Note(s):	DCCF was added to the spectrum analyser reference level offset.		

DUT Configuration			
Mode:	802.11ax HE40 SU	Duty Cycle (%):	93.6
Modulation Coding Scheme:	MCS2x2	DCCF (dB):	0.29
Antenna Configuration:	MIMO SDM	Peak Antenna Gain (dBi):	3.14
Active Port(s):	A+B (Core 0 + Core 1)	Active Chain(s):	0+1

Test Frequency (MHz)	PSD (dBm / MHz)					Gain (dBi)	EIRP (dBm)	EIRP Limit (dBm)	EIRP Margin (dB)
	A	B	C	D	Σ				
6525	-9.09	-9.58	-	-	-6.31	3.14	-3.17	-1.00	-2.17
6565	-10.21	-9.75	-	-	-6.97	3.14	-3.82	-1.00	-2.82
6685	-10.22	-9.53	-	-	-6.85	3.14	-3.71	-1.00	-2.71
6845	-10.32	-9.05	-	-	-6.63	3.14	-3.49	-1.00	-2.49
6885	-10.81	-9.62	-	-	-7.17	3.14	-4.03	-1.00	-3.03

**Table 298 - Maximum Power Spectral Density Results**



Test Configuration			
Frequency Range:	6.525-6.875 GHz	Band:	U-NII-7
Limit Clause(s):	15.407(a)(8) RSS-248	Test Method(s):	C63.10 12.4.2.4 C63.10 12.6
Additional Reference(s):	662911 D01 v02r01 F)2)d)(ii), 662911 D01 v02r01 E)2)b)		
Note(s):	DCCF was added to the spectrum analyser reference level offset.		

DUT Configuration			
Mode:	802.11ax HE80 SU	Duty Cycle (%):	93.2
Modulation Coding Scheme:	MCS2x2	DCCF (dB):	0.31
Antenna Configuration:	MIMO SDM	Peak Antenna Gain (dBi):	3.14
Active Port(s):	A+B (Core 0 + Core 1)	Active Chain(s):	0+1

Test Frequency (MHz)	PSD (dBm / MHz)					Gain (dBi)	EIRP (dBm)	EIRP Limit (dBm)	EIRP Margin (dB)
	A	B	C	D	Σ				
6545	-9.11	-9.79	-	-	-6.43	3.14	-3.29	-1.00	-2.29
6625	-8.98	-9.20	-	-	-6.08	3.14	-2.93	-1.00	-1.93
6705	-9.49	-9.27	-	-	-6.37	3.14	-3.23	-1.00	-2.23
6785	-9.68	-9.06	-	-	-6.35	3.14	-3.21	-1.00	-2.21
6865	-10.45	-9.08	-	-	-6.70	3.14	-3.56	-1.00	-2.56

**Table 299 - Maximum Power Spectral Density Results**

Test Configuration			
Frequency Range:	6.525-6.875 GHz	Band:	U-NII-7
Limit Clause(s):	15.407(a)(8) RSS-248	Test Method(s):	C63.10 12.4.2.4 C63.10 12.6
Additional Reference(s):	662911 D01 v02r01 F)2)d)(ii), 662911 D01 v02r01 E)2)b)		
Note(s):	DCCF was added to the spectrum analyser reference level offset.		

DUT Configuration			
Mode:	802.11ax HE160 SU	Duty Cycle (%):	89.6
Modulation Coding Scheme:	MCS2x2	DCCF (dB):	0.48
Antenna Configuration:	MIMO SDM	Peak Antenna Gain (dBi):	3.14
Active Port(s):	A+B (Core 0 + Core 1)	Active Chain(s):	0+1

Test Frequency (MHz)	PSD (dBm / MHz)					Gain (dBi)	EIRP (dBm)	EIRP Limit (dBm)	EIRP Margin (dB)
	A	B	C	D	Σ				
6505	-8.23	-7.51	-	-	-4.84	3.14	-1.70	-1.00	-0.70
6665	-8.23	-7.19	-	-	-4.67	3.14	-1.53	-1.00	-0.53
6825	-8.51	-7.29	-	-	-4.85	3.14	-1.71	-1.00	-0.71

**Table 300 - Maximum Power Spectral Density Results**



Test Configuration			
Frequency Range:	6.875-7.125 GHz	Band:	U-NII-8
Limit Clause(s):	15.407(a)(8) RSS-248	Test Method(s):	C63.10 12.4.2.4 C63.10 12.6
Additional Reference(s):	662911 D01 v02r01 F)2)d)(ii), 662911 D01 v02r01 E)2)b)		
Note(s):	DCCF was added to the spectrum analyser reference level offset.		

DUT Configuration			
Mode:	802.11ax HE20 SU	Duty Cycle (%):	93.8
Modulation Coding Scheme:	MCS2x2	DCCF (dB):	0.28
Antenna Configuration:	MIMO SDM	Peak Antenna Gain (dBi):	2.36
Active Port(s):	A+B (Core 0 + Core 1)	Active Chain(s):	0+1

Test Frequency (MHz)	PSD (dBm / MHz)					Gain (dBi)	EIRP (dBm)	EIRP Limit (dBm)	EIRP Margin (dB)
	A	B	C	D	Σ				
6875	-11.81	-11.04	-	-	-8.40	2.36	-6.04	-1.00	-5.04
6895	-9.63	-8.10	-	-	-5.79	2.36	-3.43	-1.00	-2.43
6995	-9.95	-7.99	-	-	-5.85	2.36	-3.49	-1.00	-2.49
7115	-13.84	-14.00	-	-	-10.91	2.36	-8.55	-1.00	-7.55

**Table 301 - Maximum Power Spectral Density Results**

Test Configuration			
Frequency Range:	6.875-7.125 GHz	Band:	U-NII-8
Limit Clause(s):	15.407(a)(8) RSS-248	Test Method(s):	C63.10 12.4.2.4 C63.10 12.6
Additional Reference(s):	662911 D01 v02r01 F)2)d)(ii), 662911 D01 v02r01 E)2)b)		
Note(s):	DCCF was added to the spectrum analyser reference level offset.		

DUT Configuration			
Mode:	802.11ax HE40 SU	Duty Cycle (%):	93.5
Modulation Coding Scheme:	MCS2x2	DCCF (dB):	0.29
Antenna Configuration:	MIMO SDM	Peak Antenna Gain (dBi):	2.36
Active Port(s):	A+B (Core 0 + Core 1)	Active Chain(s):	0+1

Test Frequency (MHz)	PSD (dBm / MHz)					Gain (dBi)	EIRP (dBm)	EIRP Limit (dBm)	EIRP Margin (dB)
	A	B	C	D	Σ				
6885	-10.34	-9.19	-	-	-6.72	2.36	-4.36	-1.00	-3.36
6925	-9.97	-8.64	-	-	-6.25	2.36	-3.89	-1.00	-2.89
7005	-9.66	-8.65	-	-	-6.11	2.36	-3.75	-1.00	-2.75
7085	-10.11	-8.48	-	-	-6.21	2.36	-3.85	-1.00	-2.85

**Table 302 - Maximum Power Spectral Density Results**



Test Configuration			
Frequency Range:	6.875-7.125 GHz	Band:	U-NII-8
Limit Clause(s):	15.407(a)(8) RSS-248	Test Method(s):	C63.10 12.4.2.4 C63.10 12.6
Additional Reference(s):	662911 D01 v02r01 F)2)d)(ii), 662911 D01 v02r01 E)2)b)		
Note(s):	DCCF was added to the spectrum analyser reference level offset.		

DUT Configuration			
Mode:	802.11ax HE80 SU	Duty Cycle (%):	93.4
Modulation Coding Scheme:	MCS2x2	DCCF (dB):	0.30
Antenna Configuration:	MIMO SDM	Peak Antenna Gain (dBi):	2.36
Active Port(s):	A+B (Core 0 + Core 1)	Active Chain(s):	0+1

Test Frequency (MHz)	PSD (dBm / MHz)					Gain (dBi)	EIRP (dBm)	EIRP Limit (dBm)	EIRP Margin (dB)
	A	B	C	D	Σ				
6865	-10.69	-9.18	-	-	-6.86	2.36	-4.50	-1.00	-3.50
6945	-9.56	-8.53	-	-	-6.01	2.36	-3.65	-1.00	-2.65
7025	-9.96	-8.48	-	-	-6.15	2.36	-3.79	-1.00	-2.79

**Table 303 - Maximum Power Spectral Density Results**

Test Configuration			
Frequency Range:	6.875-7.125 GHz	Band:	U-NII-8
Limit Clause(s):	15.407(a)(8) RSS-248	Test Method(s):	C63.10 12.4.2.4 C63.10 12.6
Additional Reference(s):	662911 D01 v02r01 F)2)d)(ii), 662911 D01 v02r01 E)2)b)		
Note(s):	DCCF was added to the spectrum analyser reference level offset.		

DUT Configuration			
Mode:	802.11ax HE160 SU	Duty Cycle (%):	89.6
Modulation Coding Scheme:	MCS2x2	DCCF (dB):	0.48
Antenna Configuration:	MIMO SDM	Peak Antenna Gain (dBi):	3.14
Active Port(s):	A+B (Core 0 + Core 1)	Active Chain(s):	0+1

Test Frequency (MHz)	PSD (dBm / MHz)					Gain (dBi)	EIRP (dBm)	EIRP Limit (dBm)	EIRP Margin (dB)
	A	B	C	D	Σ				
6825	-11.76	-9.59	-	-	-7.53	2.36	-5.17	-1.00	-4.17
6985	-8.36	-6.88	-	-	-4.55	2.36	-2.19	-1.00	-1.19

**Table 304 - Maximum Power Spectral Density Results**



Test Configuration			
Frequency Range:	5.925-6.425 GHz	Band:	U-NII-5
Limit Clause(s):	15.407(a)(8) RSS-248	Test Method(s):	C63.10 12.4.2.4 C63.10 12.6
Additional Reference(s):	662911 D01 v02r01 F)2)d)(ii), 662911 D01 v02r01 E)2)b)		
Note(s):	DCCF was added to the spectrum analyser reference level offset.		

DUT Configuration			
Mode:	802.11ax HE20 RU26	Duty Cycle (%):	97.2
Modulation Coding Scheme:	MCS2x2	DCCF (dB):	0.12
Antenna Configuration:	MIMO SDM	Peak Antenna Gain (dBi):	3.06
Active Port(s):	A+B (Core 0 + Core 1)	Active Chain(s):	0+1

Test Frequency (MHz)	PSD (dBm / MHz)					Gain (dBi)	EIRP (dBm)	EIRP Limit (dBm)	EIRP Margin (dB)
	A	B	C	D	Σ				
5955 (RU26.0)	-8.00	-7.39	-	-	-4.67	1.13	-3.54	-1.00	-2.54
6175 (RU26.0)	-9.69	-8.95	-	-	-6.29	0.96	-5.33	-1.00	-4.33
6415 (RU26.8)	-10.58	-10.02	-	-	-7.28	3.06	-4.22	-1.00	-3.22

**Table 305 - Maximum Power Spectral Density Results**

Test Configuration			
Frequency Range:	5.925-6.425 GHz	Band:	U-NII-5
Limit Clause(s):	15.407(a)(8) RSS-248	Test Method(s):	C63.10 12.4.2.4 C63.10 12.6
Additional Reference(s):	662911 D01 v02r01 F)2)d)(ii), 662911 D01 v02r01 E)2)b)		
Note(s):	DCCF was added to the spectrum analyser reference level offset.		

DUT Configuration			
Mode:	802.11ax HE20 RU52	Duty Cycle (%):	97.1
Modulation Coding Scheme:	MCS2x2	DCCF (dB):	0.13
Antenna Configuration:	MIMO SDM	Peak Antenna Gain (dBi):	3.06
Active Port(s):	A+B (Core 0 + Core 1)	Active Chain(s):	0+1

Test Frequency (MHz)	PSD (dBm / MHz)					Gain (dBi)	EIRP (dBm)	EIRP Limit (dBm)	EIRP Margin (dB)
	A	B	C	D	Σ				
5955 (RU52.37)	-8.54	-6.90	-	-	-4.63	1.13	-3.50	-1.00	-2.50
6175 (RU52.37)	-9.64	-8.59	-	-	-6.07	0.96	-5.11	-1.00	-4.11
6415 (RU52.40)	-10.09	-9.37	-	-	-6.71	3.06	-3.65	-1.00	-2.65

**Table 306 - Maximum Power Spectral Density Results**



Test Configuration			
Frequency Range:	5.925-6.425 GHz	Band:	U-NII-5
Limit Clause(s):	15.407(a)(8) RSS-248	Test Method(s):	C63.10 12.4.2.4 C63.10 12.6
Additional Reference(s):	662911 D01 v02r01 F)2)d)(ii), 662911 D01 v02r01 E)2)b)		
Note(s):	DCCF was added to the spectrum analyser reference level offset.		

DUT Configuration			
Mode:	802.11ax HE20 RU106	Duty Cycle (%):	98.0
Modulation Coding Scheme:	MCS2x2	DCCF (dB):	0.09
Antenna Configuration:	MIMO SDM	Peak Antenna Gain (dBi):	3.06
Active Port(s):	A+B (Core 0 + Core 1)	Active Chain(s):	0+1

Test Frequency (MHz)	PSD (dBm / MHz)					Gain (dBi)	EIRP (dBm)	EIRP Limit (dBm)	EIRP Margin (dB)
	A	B	C	D	Σ				
5955 (RU106.53)	-8.26	-6.93	-	-	-4.53	1.13	-3.40	-1.00	-2.40
6175 (RU106.53)	-9.51	-8.30	-	-	-5.85	0.96	-4.89	-1.00	-3.89
6415 (RU106.54)	-10.47	-9.57	-	-	-6.99	3.06	-3.93	-1.00	-2.93

**Table 307 - Maximum Power Spectral Density Results**

Test Configuration			
Frequency Range:	6.425-6.525 GHz	Band:	U-NII-6
Limit Clause(s):	15.407(a)(8) RSS-248	Test Method(s):	C63.10 12.4.2.4 C63.10 12.6
Additional Reference(s):	662911 D01 v02r01 F)2)d)(ii), 662911 D01 v02r01 E)2)b)		
Note(s):	DCCF was added to the spectrum analyser reference level offset.		

DUT Configuration			
Mode:	802.11ax HE20 RU26	Duty Cycle (%):	97.4
Modulation Coding Scheme:	MCS2x2	DCCF (dB):	0.11
Antenna Configuration:	MIMO SDM	Peak Antenna Gain (dBi):	3.19
Active Port(s):	A+B (Core 0 + Core 1)	Active Chain(s):	0+1

Test Frequency (MHz)	PSD (dBm / MHz)					Gain (dBi)	EIRP (dBm)	EIRP Limit (dBm)	EIRP Margin (dB)
	A	B	C	D	Σ				
6435 (RU26.0)	-10.43	-9.94	-	-	-7.16	3.19	-3.98	-1.00	-2.98
6475 (RU26.0)	-10.02	-10.20	-	-	-7.10	3.19	-3.91	-1.00	-2.91
6515 (RU26.8)	-9.92	-10.13	-	-	-7.01	3.19	-3.82	-1.00	-2.82

**Table 308 - Maximum Power Spectral Density Results**



Test Configuration			
Frequency Range:	6.425-6.525 GHz	Band:	U-NII-6
Limit Clause(s):	15.407(a)(8) RSS-248	Test Method(s):	C63.10 12.4.2.4 C63.10 12.6
Additional Reference(s):	662911 D01 v02r01 F)2)d)(ii), 662911 D01 v02r01 E)2)b)		
Note(s):	DCCF was added to the spectrum analyser reference level offset.		

DUT Configuration			
Mode:	802.11ax HE20 RU52	Duty Cycle (%):	97.1
Modulation Coding Scheme:	MCS2x2	DCCF (dB):	0.13
Antenna Configuration:	MIMO SDM	Peak Antenna Gain (dBi):	3.19
Active Port(s):	A+B (Core 0 + Core 1)	Active Chain(s):	0+1

Test Frequency (MHz)	PSD (dBm / MHz)					Gain (dBi)	EIRP (dBm)	EIRP Limit (dBm)	EIRP Margin (dB)
	A	B	C	D	Σ				
6435 (RU52.37)	-10.52	-9.66	-	-	-7.06	3.19	-3.87	-1.00	-2.87
6475 (RU52.37)	-9.98	-10.12	-	-	-7.04	3.19	-3.85	-1.00	-2.85
6515 (RU52.40)	-9.85	-9.78	-	-	-6.81	3.19	-3.62	-1.00	-2.62

**Table 309 - Maximum Power Spectral Density Results**

Test Configuration			
Frequency Range:	6.425-6.525 GHz	Band:	U-NII-6
Limit Clause(s):	15.407(a)(8) RSS-248	Test Method(s):	C63.10 12.4.2.4 C63.10 12.6
Additional Reference(s):	662911 D01 v02r01 F)2)d)(ii), 662911 D01 v02r01 E)2)b)		
Note(s):	DCCF was added to the spectrum analyser reference level offset.		

DUT Configuration			
Mode:	802.11ax HE20 RU106	Duty Cycle (%):	98.0
Modulation Coding Scheme:	MCS2x2	DCCF (dB):	0.09
Antenna Configuration:	MIMO SDM	Peak Antenna Gain (dBi):	3.19
Active Port(s):	A+B (Core 0 + Core 1)	Active Chain(s):	0+1

Test Frequency (MHz)	PSD (dBm / MHz)					Gain (dBi)	EIRP (dBm)	EIRP Limit (dBm)	EIRP Margin (dB)
	A	B	C	D	Σ				
6435 (RU106.53)	-10.52	-9.92	-	-	-7.20	3.19	-4.01	-1.00	-3.01
6475 (RU106.53)	-9.61	-9.52	-	-	-6.55	3.19	-3.37	-1.00	-2.37
6515 (RU106.54)	-9.70	-9.64	-	-	-6.66	3.19	-3.47	-1.00	-2.47

**Table 310 - Maximum Power Spectral Density Results**





Test Configuration			
Frequency Range:	6.525-6.875 GHz	Band:	U-NII-7
Limit Clause(s):	15.407(a)(8) RSS-248	Test Method(s):	C63.10 12.4.2.4 C63.10 12.6
Additional Reference(s):	662911 D01 v02r01 F)2)d)(ii), 662911 D01 v02r01 E)2)b)		
Note(s):	DCCF was added to the spectrum analyser reference level offset.		

DUT Configuration			
Mode:	802.11ax HE20 RU26	Duty Cycle (%):	97.1
Modulation Coding Scheme:	MCS2x2	DCCF (dB):	0.13
Antenna Configuration:	MIMO SDM	Peak Antenna Gain (dBi):	3.14
Active Port(s):	A+B (Core 0 + Core 1)	Active Chain(s):	0+1

Test Frequency (MHz)	PSD (dBm / MHz)					Gain (dBi)	EIRP (dBm)	EIRP Limit (dBm)	EIRP Margin (dB)
	A	B	C	D	Σ				
6535 (RU26.0)	-10.43	-10.34	-	-	-7.37	3.14	-4.23	-1.00	-3.23
6695 (RU26.0)	-9.87	-10.54	-	-	-7.18	3.14	-4.04	-1.00	-3.04
6855 (RU26.8)	-10.89	-10.48	-	-	-7.67	3.14	-4.53	-1.00	-3.53
6875 (RU26.3)	-10.75	-10.26	-	-	-7.49	3.14	-4.35	-1.00	-3.35

**Table 311 - Maximum Power Spectral Density Results**

Test Configuration			
Frequency Range:	6.525-6.875 GHz	Band:	U-NII-7
Limit Clause(s):	15.407(a)(8) RSS-248	Test Method(s):	C63.10 12.4.2.4 C63.10 12.6
Additional Reference(s):	662911 D01 v02r01 F)2)d)(ii), 662911 D01 v02r01 E)2)b)		
Note(s):	DCCF was added to the spectrum analyser reference level offset.		

DUT Configuration			
Mode:	802.11ax HE20 RU52	Duty Cycle (%):	97.3
Modulation Coding Scheme:	MCS2x2	DCCF (dB):	0.12
Antenna Configuration:	MIMO SDM	Peak Antenna Gain (dBi):	3.14
Active Port(s):	A+B (Core 0 + Core 1)	Active Chain(s):	0+1

Test Frequency (MHz)	PSD (dBm / MHz)					Gain (dBi)	EIRP (dBm)	EIRP Limit (dBm)	EIRP Margin (dB)
	A	B	C	D	Σ				
6535 (RU52.37)	-9.80	-9.95	-	-	-6.86	3.14	-3.72	-1.00	-2.72
6695 (RU52.37)	-9.71	-9.94	-	-	-6.81	3.14	-3.67	-1.00	-2.67
6855 (RU52.40)	-10.23	-9.77	-	-	-6.99	3.14	-3.85	-1.00	-2.85
6875 (RU52.38)	-10.79	-9.31	-	-	-6.98	3.14	-3.84	-1.00	-2.84

**Table 312 - Maximum Power Spectral Density Results**



Test Configuration			
Frequency Range:	6.525-6.875 GHz	Band:	U-NII-7
Limit Clause(s):	15.407(a)(8) RSS-248	Test Method(s):	C63.10 12.4.2.4 C63.10 12.6
Additional Reference(s):	662911 D01 v02r01 F)2)d)(ii), 662911 D01 v02r01 E)2)b)		
Note(s):	DCCF was added to the spectrum analyser reference level offset.		

DUT Configuration			
Mode:	802.11ax HE20 RU106	Duty Cycle (%):	97.9
Modulation Coding Scheme:	MCS2x2	DCCF (dB):	0.09
Antenna Configuration:	MIMO SDM	Peak Antenna Gain (dBi):	3.14
Active Port(s):	A+B (Core 0 + Core 1)	Active Chain(s):	0+1

Test Frequency (MHz)	PSD (dBm / MHz)					Gain (dBi)	EIRP (dBm)	EIRP Limit (dBm)	EIRP Margin (dB)
	A	B	C	D	Σ				
6535 (RU106.53)	-10.03	-9.67	-	-	-6.84	3.14	-3.70	-1.00	-2.70
6695 (RU106.53)	-9.76	-9.62	-	-	-6.68	3.14	-3.54	-1.00	-2.54
6855 (RU106.54)	-10.30	-9.52	-	-	-6.89	3.14	-3.74	-1.00	-2.74
6875 (RU106.53)	-10.77	-9.49	-	-	-7.07	3.14	-3.93	-1.00	-2.93

**Table 313 - Maximum Power Spectral Density Results**

Test Configuration			
Frequency Range:	6.875-7.125 GHz	Band:	U-NII-8
Limit Clause(s):	15.407(a)(8) RSS-248	Test Method(s):	C63.10 12.4.2.4 C63.10 12.6
Additional Reference(s):	662911 D01 v02r01 F)2)d)(ii), 662911 D01 v02r01 E)2)b)		
Note(s):	DCCF was added to the spectrum analyser reference level offset.		

DUT Configuration			
Mode:	802.11ax HE20 RU26	Duty Cycle (%):	97.1
Modulation Coding Scheme:	MCS2x2	DCCF (dB):	0.13
Antenna Configuration:	MIMO SDM	Peak Antenna Gain (dBi):	2.36
Active Port(s):	A+B (Core 0 + Core 1)	Active Chain(s):	0+1

Test Frequency (MHz)	PSD (dBm / MHz)					Gain (dBi)	EIRP (dBm)	EIRP Limit (dBm)	EIRP Margin (dB)
	A	B	C	D	Σ				
6875 (RU26.5)	-11.21	-9.81	-	-	-7.45	2.36	-5.09	-1.00	-4.09
6895 (RU26.0)	-9.98	-8.77	-	-	-6.32	2.36	-3.96	-1.00	-2.96
6995 (RU26.0)	-9.91	-8.88	-	-	-6.35	2.36	-3.99	-1.00	-2.99
7095 (RU26.8)	-9.32	-9.01	-	-	-6.15	2.36	-3.79	-1.00	-2.79

**Table 314 - Maximum Power Spectral Density Results**



Test Configuration			
Frequency Range:	6.875-7.125 GHz	Band:	U-NII-8
Limit Clause(s):	15.407(a)(8) RSS-248	Test Method(s):	C63.10 12.4.2.4 C63.10 12.6
Additional Reference(s):	662911 D01 v02r01 F)2)d)(ii), 662911 D01 v02r01 E)2)b)		
Note(s):	DCCF was added to the spectrum analyser reference level offset.		

DUT Configuration			
Mode:	802.11ax HE20 RU52	Duty Cycle (%):	97.3
Modulation Coding Scheme:	MCS2x2	DCCF (dB):	0.12
Antenna Configuration:	MIMO SDM	Peak Antenna Gain (dBi):	2.36
Active Port(s):	A+B (Core 0 + Core 1)	Active Chain(s):	0+1

Test Frequency (MHz)	PSD (dBm / MHz)					Gain (dBi)	EIRP (dBm)	EIRP Limit (dBm)	EIRP Margin (dB)
	A	B	C	D	Σ				
6875 (RU52.39)	-10.68	-9.63	-	-	-7.11	2.36	-4.75	-1.00	-3.75
6895 (RU52.37)	-9.64	-8.69	-	-	-6.13	2.36	-3.77	-1.00	-2.77
6995 (RU52.37)	-9.89	-8.99	-	-	-6.40	2.36	-4.04	-1.00	-3.04
7095 (RU52.40)	-9.29	-8.72	-	-	-5.98	2.36	-3.62	-1.00	-2.62

**Table 315 - Maximum Power Spectral Density Results**

Test Configuration			
Frequency Range:	6.875-7.125 GHz	Band:	U-NII-8
Limit Clause(s):	15.407(a)(8) RSS-248	Test Method(s):	C63.10 12.4.2.4 C63.10 12.6
Additional Reference(s):	662911 D01 v02r01 F)2)d)(ii), 662911 D01 v02r01 E)2)b)		
Note(s):	DCCF was added to the spectrum analyser reference level offset.		

DUT Configuration			
Mode:	802.11ax HE20 RU106	Duty Cycle (%):	98.0
Modulation Coding Scheme:	MCS2x2	DCCF (dB):	0.09
Antenna Configuration:	MIMO SDM	Peak Antenna Gain (dBi):	2.36
Active Port(s):	A+B (Core 0 + Core 1)	Active Chain(s):	0+1

Test Frequency (MHz)	PSD (dBm / MHz)					Gain (dBi)	EIRP (dBm)	EIRP Limit (dBm)	EIRP Margin (dB)
	A	B	C	D	Σ				
6875 (RU106.54)	-10.48	-9.37	-	-	-6.88	2.36	-4.52	-1.00	-3.52
6895 (RU106.53)	-9.75	-8.54	-	-	-6.09	2.36	-3.73	-1.00	-2.73
6995 (RU106.53)	-9.46	-8.37	-	-	-5.87	2.36	-3.51	-1.00	-2.51
7095 (RU106.54)	-9.05	-8.51	-	-	-5.76	2.36	-3.40	-1.00	-2.40

**Table 316 - Maximum Power Spectral Density Results**



TxBF

Test Configuration			
Frequency Range:	5.925-6.425 GHz	Band:	U-NII-5
Limit Clause(s):	15.407(a)(8) RSS-248	Test Method(s):	C63.10 12.4.2.4 C63.10 12.6
Additional Reference(s):	662911 D01 v02r01 F)2)d)(i), 662911 D01 v02r01 E)1)		
Note(s):	DCCF was added to the spectrum analyser reference level offset.		

DUT Configuration			
Mode:	802.11ax HE20 SU	Duty Cycle (%):	92.58
Modulation Coding Scheme:	MCS2x1	DCCF (dB):	0.33
Antenna Configuration:	TxBF	Peak Antenna Gain (dBi):	4.11
Active Port(s):	A+B (Core 0 + Core 1)	Active Chain(s):	0+1

Test Frequency (MHz)	PSD (dBm / MHz)					Gain (dBi)	EIRP (dBm)	EIRP Limit (dBm)	EIRP Margin (dB)
	A	B	C	D	Σ				
5955	-12.13	-10.27	-	-	-8.09	4.11	-4.13	-1.00	-3.13
6115	-10.19	-10.57	-	-	-7.37	3.96	-3.41	-1.00	-2.41
6255	-10.94	-10.83	-	-	-7.87	3.96	-3.92	-1.00	-2.92

**Table 317 - Maximum Power Spectral Density Results**

Test Configuration			
Frequency Range:	5.925-6.425 GHz	Band:	U-NII-5
Limit Clause(s):	15.407(a)(8) RSS-248	Test Method(s):	C63.10 12.4.2.4 C63.10 12.6
Additional Reference(s):	662911 D01 v02r01 F)2)d)(i), 662911 D01 v02r01 E)1)		
Note(s):	DCCF was added to the spectrum analyser reference level offset.		

DUT Configuration			
Mode:	802.11ax HE40 SU	Duty Cycle (%):	93.6
Modulation Coding Scheme:	MCS2x1	DCCF (dB):	0.29
Antenna Configuration:	TxBF	Peak Antenna Gain (dBi):	5.96
Active Port(s):	A+B (Core 0 + Core 1)	Active Chain(s):	0+1

Test Frequency (MHz)	PSD (dBm / MHz)					Gain (dBi)	EIRP (dBm)	EIRP Limit (dBm)	EIRP Margin (dB)
	A	B	C	D	Σ				
5965	-10.49	-10.82	-	-	-7.64	4.11	-3.68	-1.00	-2.68
6125	-10.55	-10.53	-	-	-7.53	3.96	-3.57	-1.00	-2.57
6405	-11.62	-12.78	-	-	-9.15	5.96	-5.19	-1.00	-4.19

**Table 318 - Maximum Power Spectral Density Results**



Test Configuration			
Frequency Range:	5.925-6.425 GHz	Band:	U-NII-5
Limit Clause(s):	15.407(a)(8) RSS-248	Test Method(s):	C63.10 12.4.2.4 C63.10 12.6
Additional Reference(s):	662911 D01 v02r01 F)2)d)(i), 662911 D01 v02r01 E)1)		
Note(s):	DCCF was added to the spectrum analyser reference level offset.		

DUT Configuration			
Mode:	802.11ax HE80 SU	Duty Cycle (%):	92.95
Modulation Coding Scheme:	MCS2x1	DCCF (dB):	0.32
Antenna Configuration:	TxBF	Peak Antenna Gain (dBi):	5.96
Active Port(s):	A+B (Core 0 + Core 1)	Active Chain(s):	0+1

Test Frequency (MHz)	PSD (dBm / MHz)					Gain (dBi)	EIRP (dBm)	EIRP Limit (dBm)	EIRP Margin (dB)
	A	B	C	D	Σ				
5985	-10.45	-10.98	-	-	-7.70	4.11	-3.74	-1.00	-2.74
6145	-10.77	-11.08	-	-	-7.91	3.96	-3.96	-1.00	-2.96
6385	-12.64	-12.59	-	-	-9.60	5.96	-5.65	-1.00	-4.65

**Table 319 - Maximum Power Spectral Density Results**

Test Configuration			
Frequency Range:	6.425-6.525 GHz	Band:	U-NII-6
Limit Clause(s):	15.407(a)(8) RSS-248	Test Method(s):	C63.10 12.4.2.4 C63.10 12.6
Additional Reference(s):	-		
Note(s):	DCCF was added to the spectrum analyser reference level offset.		

DUT Configuration			
Mode:	802.11ax HE40 SU	Duty Cycle (%):	94.07
Modulation Coding Scheme:	MCS2x1	DCCF (dB):	0.27
Antenna Configuration:	TxBF	Peak Antenna Gain (dBi):	6.01
Active Port(s):	A+B (Core 0 + Core 1)	Active Chain(s):	0+1

Test Frequency (MHz)	PSD (dBm / MHz)					Gain (dBi)	EIRP (dBm)	EIRP Limit (dBm)	EIRP Margin (dB)
	A	B	C	D	Σ				
6445	-12.08	-13.05	-	-	-9.53	6.01	-5.57	-1.00	-4.57
6485	-14.24	-13.31	-	-	-10.74	6.01	-6.78	-1.00	-5.78
6525	-13.48	-12.51	-	-	-9.96	6.01	-6.00	-1.00	-5.00

**Table 320 - Maximum Power Spectral Density Results**



Test Configuration			
Frequency Range:	6.425-6.525 GHz	Band:	U-NII-6
Limit Clause(s):	15.407(a)(8) RSS-248	Test Method(s):	C63.10 12.4.2.4 C63.10 12.6
Additional Reference(s):	-		
Note(s):	DCCF was added to the spectrum analyser reference level offset.		

DUT Configuration			
Mode:	802.11ax HE80 SU	Duty Cycle (%):	93.84
Modulation Coding Scheme:	MCS2x1	DCCF (dB):	0.28
Antenna Configuration:	TxBF	Peak Antenna Gain (dBi):	6.11
Active Port(s):	A+B (Core 0 + Core 1)	Active Chain(s):	0+1

Test Frequency (MHz)	PSD (dBm / MHz)					Gain (dBi)	EIRP (dBm)	EIRP Limit (dBm)	EIRP Margin (dB)
	A	B	C	D	Σ				
6465	-13.71	-12.23	-	-	-9.90	6.01	-5.94	-1.00	-4.94
6545	-12.83	-14.20	-	-	-10.45	6.11	-6.49	-1.00	-5.49

**Table 321 - Maximum Power Spectral Density Results**

Test Configuration			
Frequency Range:	6.525-6.875 GHz	Band:	U-NII-7
Limit Clause(s):	15.407(a)(8) RSS-248	Test Method(s):	C63.10 12.4.2.4 C63.10 12.6
Additional Reference(s):	-		
Note(s):	DCCF was added to the spectrum analyser reference level offset.		

DUT Configuration			
Mode:	802.11ax HE40 SU	Duty Cycle (%):	93.86
Modulation Coding Scheme:	MCS2x1	DCCF (dB):	0.28
Antenna Configuration:	TxBF	Peak Antenna Gain (dBi):	6.11
Active Port(s):	A+B (Core 0 + Core 1)	Active Chain(s):	0+1

Test Frequency (MHz)	PSD (dBm / MHz)					Gain (dBi)	EIRP (dBm)	EIRP Limit (dBm)	EIRP Margin (dB)
	A	B	C	D	Σ				
6525	-12.19	-13.86	-	-	-9.93	6.11	-5.98	-1.00	-4.98
6565	-12.21	-12.57	-	-	-9.38	6.11	-5.42	-1.00	-4.42
6685	-13.53	-12.92	-	-	-10.20	6.11	-6.25	-1.00	-5.25
6845	-12.61	-12.76	-	-	-9.67	6.11	-5.72	-1.00	-4.72
6885	-14.06	-13.63	-	-	-10.83	6.11	-6.87	-1.00	-5.87

**Table 322 - Maximum Power Spectral Density Results**



Test Configuration			
Frequency Range:	6.525-6.875 GHz	Band:	U-NII-7
Limit Clause(s):	15.407(a)(8) RSS-248	Test Method(s):	C63.10 12.4.2.4 C63.10 12.6
Additional Reference(s):	-		
Note(s):	DCCF was added to the spectrum analyser reference level offset.		

DUT Configuration			
Mode:	802.11ax HE80 SU	Duty Cycle (%):	93.46
Modulation Coding Scheme:	MCS2x1	DCCF (dB):	0.29
Antenna Configuration:	TxBF	Peak Antenna Gain (dBi):	6.11
Active Port(s):	A+B (Core 0 + Core 1)	Active Chain(s):	0+1

Test Frequency (MHz)	PSD (dBm / MHz)					Gain (dBi)	EIRP (dBm)	EIRP Limit (dBm)	EIRP Margin (dB)
	A	B	C	D	Σ				
6545	-12.75	-12.23	-	-	-9.47	6.11	-5.51	-1.00	-4.51
6625	-11.90	-12.94	-	-	-9.38	6.11	-5.42	-1.00	-4.42
6705	-12.30	-12.62	-	-	-9.45	6.11	-5.49	-1.00	-4.49
6785	-12.31	-12.62	-	-	-9.45	6.11	-5.49	-1.00	-4.49
6865	-12.09	-12.65	-	-	-9.35	6.11	-5.39	-1.00	-4.39

**Table 323 - Maximum Power Spectral Density Results**

Test Configuration			
Frequency Range:	6.875-7.125 GHz	Band:	U-NII-8
Limit Clause(s):	15.407(a)(8) RSS-248	Test Method(s):	C63.10 12.4.2.4 C63.10 12.6
Additional Reference(s):	-		
Note(s):	DCCF was added to the spectrum analyser reference level offset.		

DUT Configuration			
Mode:	802.11ax HE40 SU	Duty Cycle (%):	93.42
Modulation Coding Scheme:	MCS2x1	DCCF (dB):	0.30
Antenna Configuration:	TxBF	Peak Antenna Gain (dBi):	5.31
Active Port(s):	A+B (Core 0 + Core 1)	Active Chain(s):	0+1

Test Frequency (MHz)	PSD (dBm / MHz)					Gain (dBi)	EIRP (dBm)	EIRP Limit (dBm)	EIRP Margin (dB)
	A	B	C	D	Σ				
6885	-12.39	-12.76	-	-	-9.56	5.31	-5.60	-1.00	-4.60
6925	-12.72	-12.27	-	-	-9.48	5.31	-5.52	-1.00	-4.52
7005	-11.87	-12.49	-	-	-9.16	5.31	-5.20	-1.00	-4.20
7085	-11.54	-11.95	-	-	-8.73	5.31	-4.77	-1.00	-3.77

**Table 324 - Maximum Power Spectral Density Results**



Test Configuration			
Frequency Range:	6.875-7.125 GHz	Band:	U-NII-8
Limit Clause(s):	15.407(a)(8) RSS-248	Test Method(s):	C63.10 12.4.2.4 C63.10 12.6
Additional Reference(s):	-		
Note(s):	DCCF was added to the spectrum analyser reference level offset.		

DUT Configuration			
Mode:	802.11ax HE80 SU	Duty Cycle (%):	92.16
Modulation Coding Scheme:	MCS2x1	DCCF (dB):	0.35
Antenna Configuration:	TxBF	Peak Antenna Gain (dBi):	6.11
Active Port(s):	A+B (Core 0 + Core 1)	Active Chain(s):	0+1

Test Frequency (MHz)	PSD (dBm / MHz)					Gain (dBi)	EIRP (dBm)	EIRP Limit (dBm)	EIRP Margin (dB)
	A	B	C	D	Σ				
6865	-12.54	-12.69	-	-	-9.60	5.31	-5.65	-1.00	-4.65
6945	-12.09	-12.61	-	-	-9.33	5.31	-5.37	-1.00	-4.37
7025	-11.99	-13.19	-	-	-9.54	5.31	-5.58	-1.00	-4.58

**Table 325 - Maximum Power Spectral Density Results**

FCC 47 CFR Part 15E, Limit Clause 15.407(a)(8)

For client devices operating under the control of an indoor access point in the 5.925–7.125 GHz bands, the maximum power spectral density must not exceed -1 dBm e.i.r.p. in any 1-megahertz band, and the maximum e.i.r.p. over the frequency band of operation must not exceed 24 dBm.

ISED RSS-248, Limit Clause 4.6.3

The following limits shall apply to client devices:

- a) the maximum e.i.r.p. spectral density shall not exceed -1 dBm/MHz; and
- b) the maximum e.i.r.p. shall not exceed 24 dBm/occupied bandwidth.





### 2.3.7 Test Location and Test Equipment Used

This test was carried out in RF Laboratory 14.

Instrument	Manufacturer	Type No.	TE No.	Calibration Period (months)	Calibration Expiry Date
Hygrometer	Rotronic	I-1000	3068	12	21-Sep-2023
1800-6000 MHz Power Splitter	Mini-Circuits	ZN2PD-63-S+	4055	-	O/P Mon
Multi-GNSS Simulator (GPS)	Spirent	GSS6700	4596	12	22-Aug-2023
Power splitter - 2 port	Mini-Circuits	ZN2PD-63-S+	4743	12	30-Nov-2023
EXA	Keysight Technologies	N9010B	4968	24	19-Jan-2024
Network Analyser	Keysight Technologies	E5063A	5018	12	29-Sep-2023
Cable (18 GHz)	Rosenberger	LU7-071-1000	5096	12	23-Oct-2023
Cable (18 GHz)	Rosenberger	LU7-071-1000	5100	12	23-Oct-2023
Electronic Calibration Module	Keysight Technologies	85093C	5188	12	09-Sep-2023
AC Programmable Power Supply	iTech	IT7324	5227	-	O/P Mon
Directional Coupler 2-8GHz	RF-Lambda	RFDC2G8G10	5765	-	O/P Mon
Directional Coupler 2-8GHz	RF-Lambda	RFDC2G8G10	5766	-	O/P Mon
USB Power Sensor	Boonton	RTP5008	5833	12	07-Jul-2023
USB Power Sensor	Boonton	RTP5008	5834	12	07-Jul-2023
1500VA AC Power Supply	iTech	IT7324	5907	-	O/P Mon
MXA Signal Analyser	Keysight Technologies	N9020B	5919	24	13-Mar-2024
USB Power Sensors, 50MHz to 8GHz	Boonton	RTP5008	5921	12	05-Jul-2023
USB Power Sensors, 50MHz to 8GHz	Boonton	RTP5008	5922	12	05-Jul-2023
Signal Conditioning Unit	TUV SUD	SPECTRUM_SCU001	5932	12	10-May-2023
Digital Multimeter	Fluke	115	6145	12	17-Jun-2023
Coaxial Fixed Attenuator DC-18GHz 5W 10dB	RF-Lambda	RFS5G18B10SMP	6176	12	17-Jul-2023
Signal Conditioning Unit	TUV SUD	SPECTRUM_SCU005	6350	-	O/P Mon

**Table 326**

O/P Mon - Output Monitored using calibrated equipment



## **2.4 Authorised Band Edges**

### **2.4.1 Specification Reference**

FCC 47 CFR Part 15E, Clause 15.407 (b)  
ISED RSS-248, Clause 4.7  
ISED RSS-GEN, Clause 6.13

### **2.4.2 Equipment Under Test and Modification State**

A2901, S/N: CMWNHDHDYJ - Modification State 0  
A2901, S/N: R9FY1VX4TV - Modification State 0  
A2901, S/N: GYXQTP4QL2 - Modification State 0

### **2.4.3 Date of Test**

04-December-2022 to 08-December-2022

### **2.4.4 Test Method**

The test was performed in accordance with ANSI C63.10, clause 6.6.

For U-NII-5-8 channels, the limit line on the following plots equated to -27 dBm/MHz. EIRP and was converted to field strength at 3 m using the following formula:

Field Strength (dB $\mu$ V/m at 3 m) = EIRP (dBm) + 95.2 dB

As per KDB 987594, In addition, 15.35(b) applies where the peak emissions must be limited to no more than 20 dB above the average limit

Authorised band edge measurements were performed, with the device operating in SISO and MIMO configurations, across the various modes supported by the device.

The measurements displayed within this report, have been limited to those modes which have been shown to be worst case.

Further measurements are held on file by TÜV SÜD and are available if required.

### **2.4.5 Environmental Conditions**

Ambient Temperature	19.9 - 20.9 °C
Relative Humidity	37.0 - 48.4 %



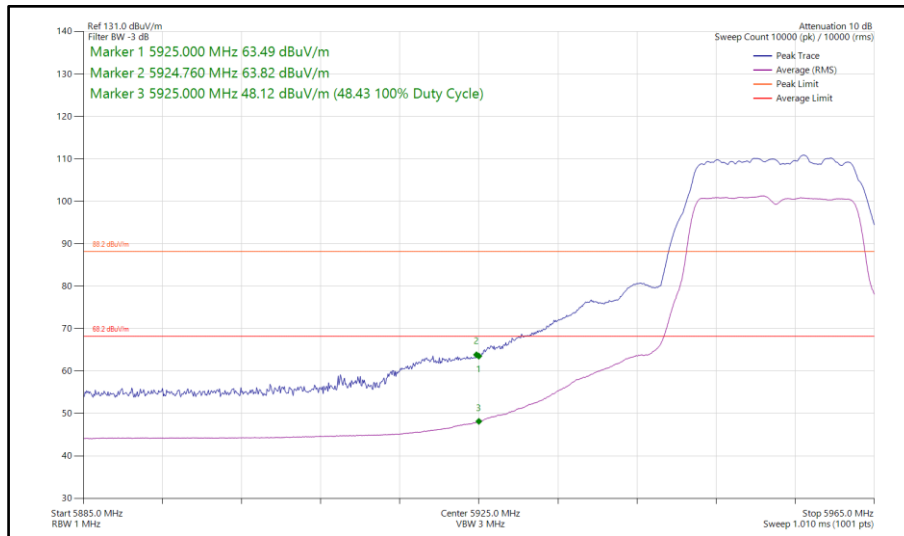
**2.4.6 Test Results**

6 GHz WLAN

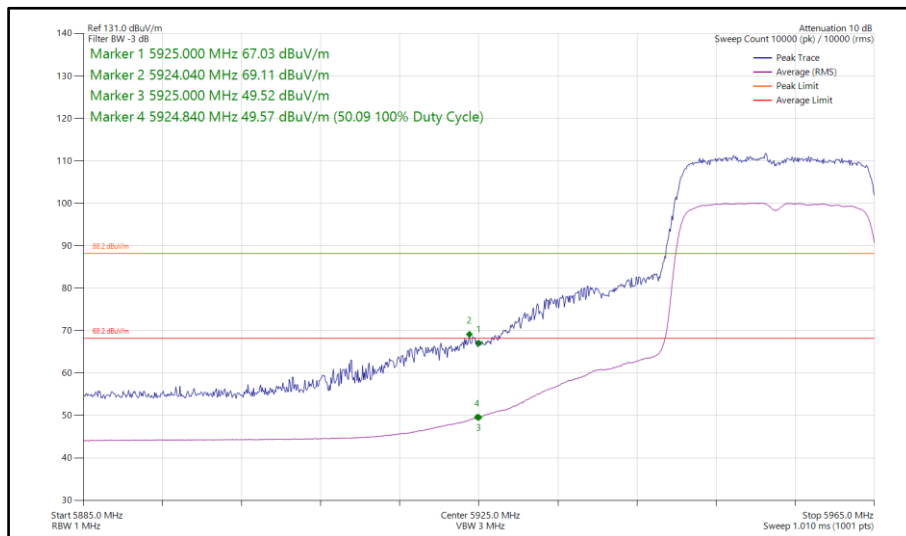
20 MHz Bandwidth - Core 0 (SISO)

Mode	Data Rate/MCS	Resource Size	Resource Index	TX Frequency (MHz)	Band Edge Frequency (MHz)	Peak Level (dBμV/m)	Average Level (dBμV/m)
802.11a	54 Mbps	-	-	5955	5925	63.82	48.43
802.11ax HE20	MCS11x1	SU	-	5955	5925	69.11	50.09
802.11ax HE20	MCS11x1	106	53	5955	5925	68.21	47.00
802.11a	54 Mbps	-	-	7095	7125	64.19	48.86
802.11a	12 Mbps	-	-	7115	7125	82.78	65.69
802.11ax HE20	MCS11x1	SU	-	7095	7125	67.34	49.94
802.11ax HE20	MCS11x1	106	53	7095	7125	67.49	47.89
802.11ax HE20	MCS2x1	SU	-	7115	7125	76.84	65.61

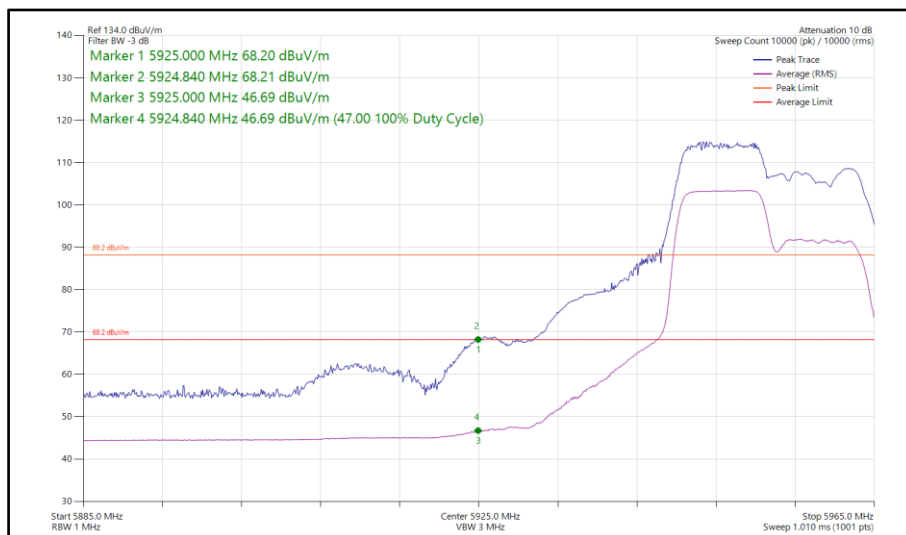
**Table 327 - SISO Authorised Band Edge Results**



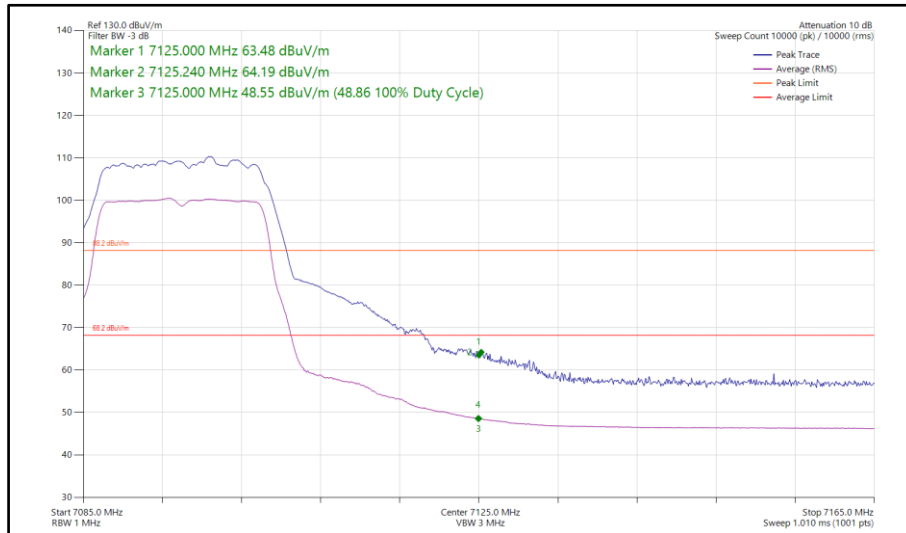
**Figure 33 - 802.11a, SISO, Core 0 - 5955 MHz, Band Edge Frequency 5925 MHz**



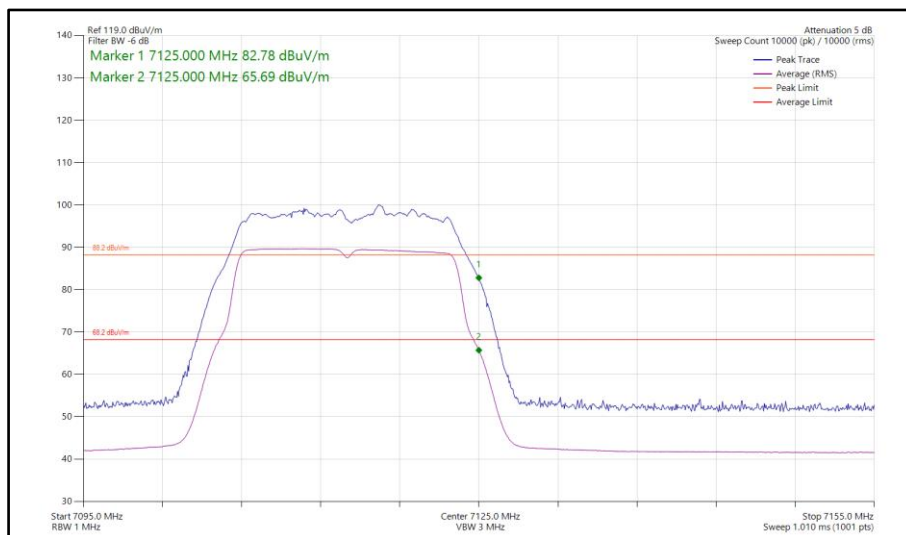
**Figure 34 - 802.11ax, HE20, SU, SISO, Core 0 - 5955 MHz,  
Band Edge Frequency 5925 MHz**



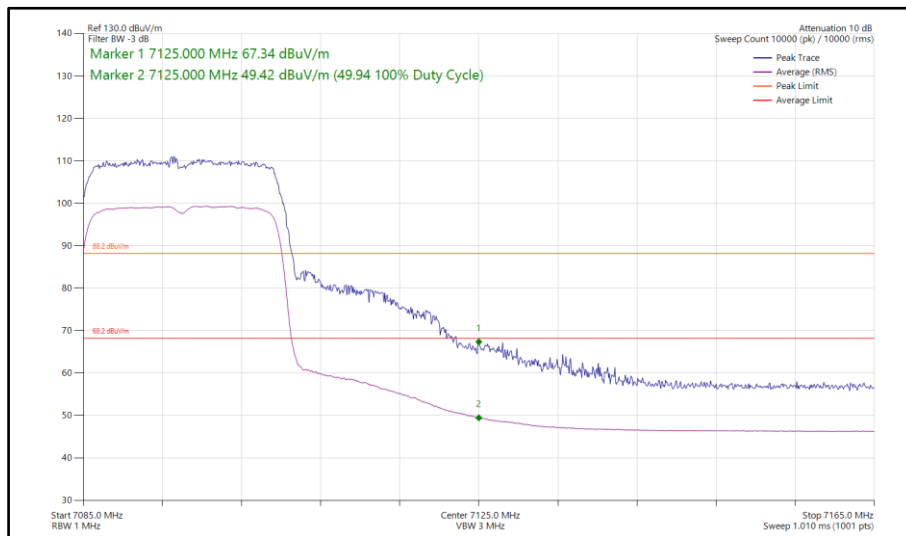
**Figure 35 - 802.11ax, HE20, RU 106-53, SISO, Core 0 - 5955 MHz,  
Band Edge Frequency 5925 MHz**



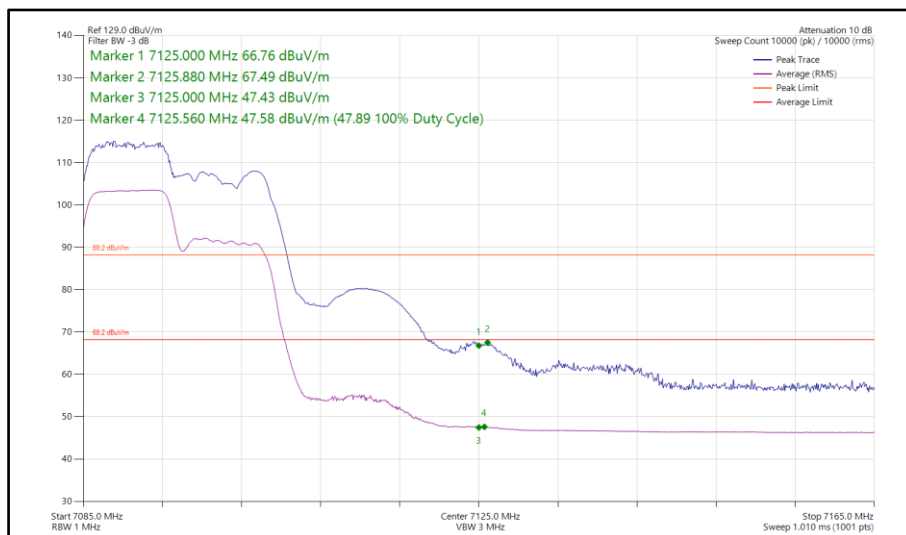
**Figure 36 - 802.11a, SISO, Core 0 - 7095 MHz,  
Band Edge Frequency 7125 MHz**



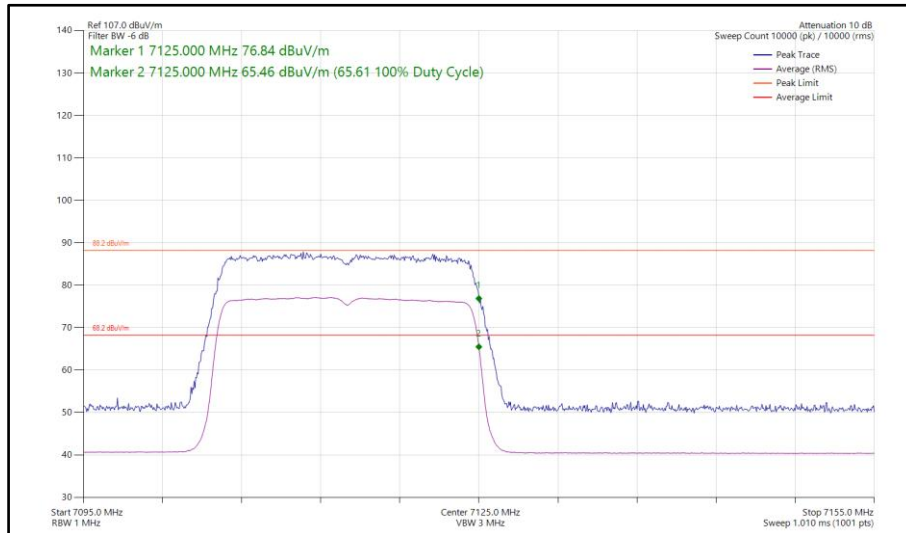
**Figure 37 - 802.11a, SISO, Core 0 - 7115 MHz,  
Band Edge Frequency 7125 MHz**



**Figure 38 - 802.11ax, HE20, SU, SISO, Core 0 - 7095 MHz, Band Edge Frequency 7125 MHz**



**Figure 39 - 802.11ax, HE20, RU 106-53, SISO, Core 0 - 7095 MHz, Band Edge Frequency 7125 MHz**



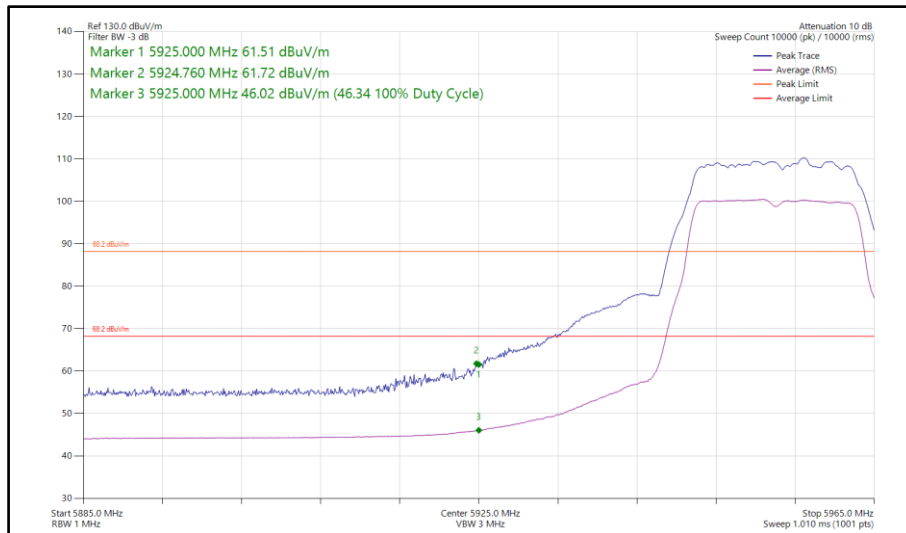
**Figure 40 - 802.11ax, HE20, SU, SISO, Core 0 - 7115 MHz,  
Band Edge Frequency 7125 MHz**



20 MHz Bandwidth - Core 1 (SISO)

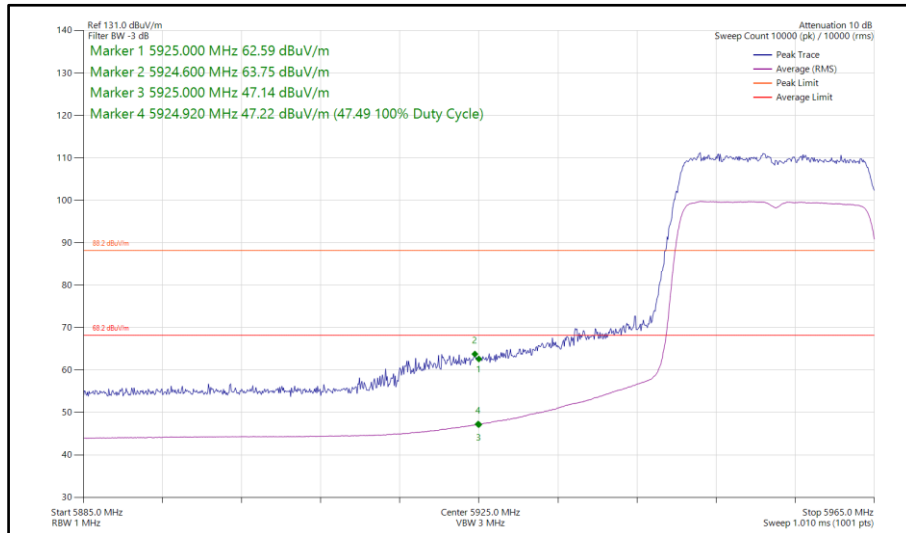
Mode	Data Rate/ MCS	Resource Size	Resource Index	TX Frequency (MHz)	Band Edge Frequency (MHz)	Peak Level (dBμV/m)	Average Level (dBμV/m)
802.11a	54 Mbps	-	-	5955	5925	61.72	46.34
802.11ax HE20	MCS4x1	SU	-	5955	5925	63.75	47.49
802.11ax HE20	MCS11x1	106	54	5955	5925	65.41	45.98
802.11a	54 Mbps	-	-	7095	7125	62.45	48.78
802.11a	24 Mbps	-	-	7115	7125	81.42	65.42
802.11ax HE20	MCS4x1	SU	-	7095	7125	68.27	50.33
802.11ax HE20	MCS11x1	106	53	7095	7125	67.94	48.06
802.11ax HE20	MCS4x1	SU	-	7115	7125	77.93	65.67

**Table 328 - SISO Authorised Band Edge Results**

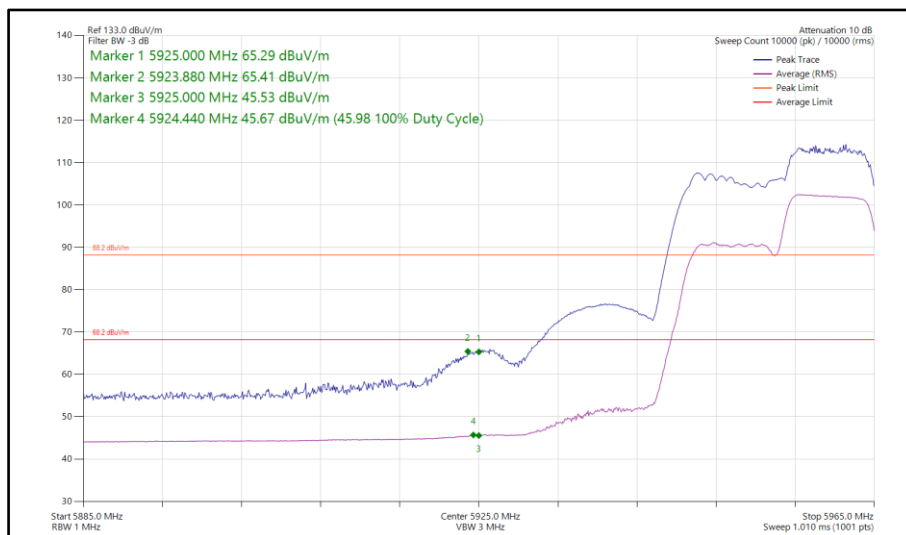


**Figure 41 - 802.11a, SISO, Core 1 - 5955 MHz, Band Edge Frequency 5925 MHz**

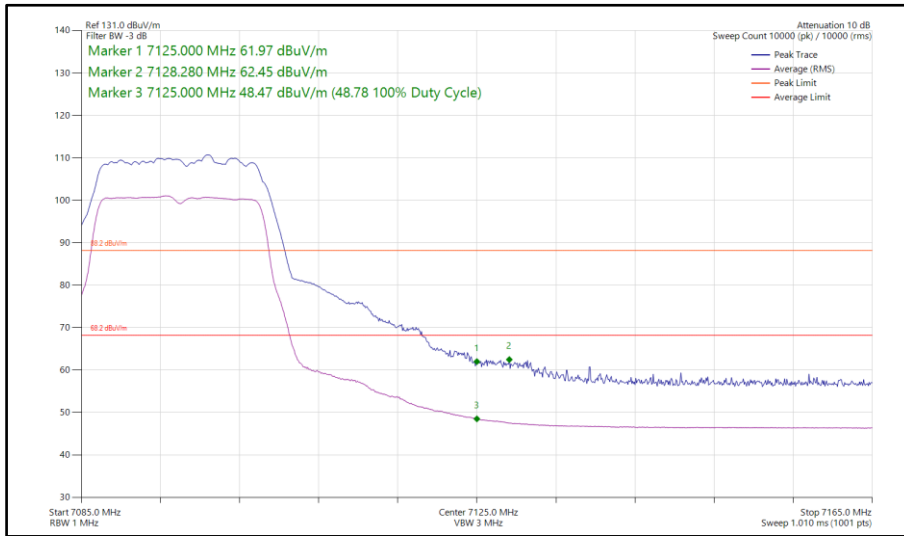




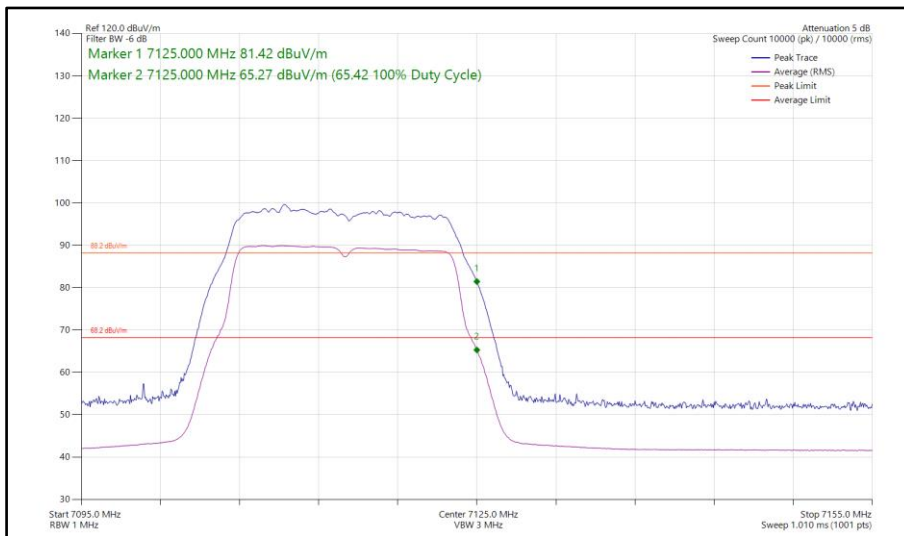
**Figure 42 - 802.11ax, HE20, SU, SISO, Core 1 - 5955 MHz,  
Band Edge Frequency 5925 MHz**



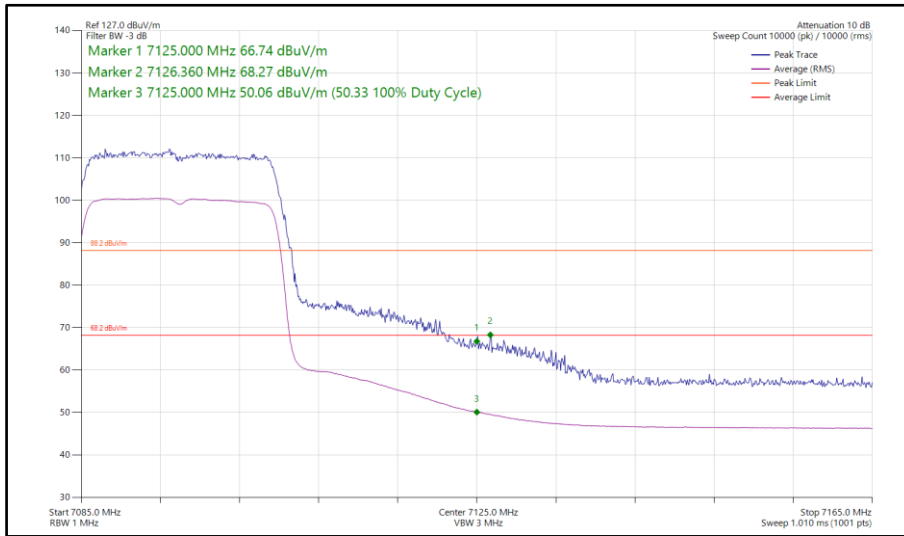
**Figure 43 - 802.11ax, HE20, RU 106-54, SISO, Core 1 - 5955 MHz,  
Band Edge Frequency 5925 MHz**



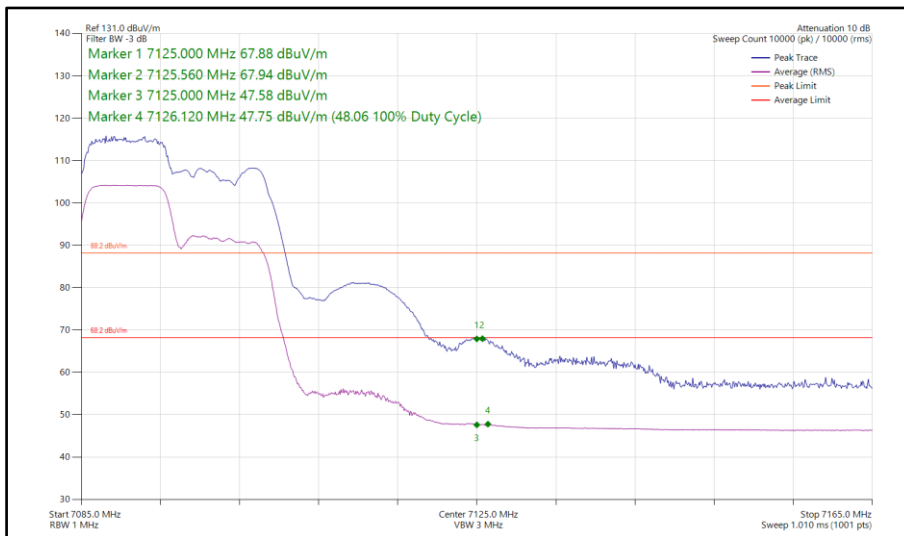
**Figure 44 - 802.11a, SISO, Core 1 - 7095 MHz,  
Band Edge Frequency 7125 MHz**



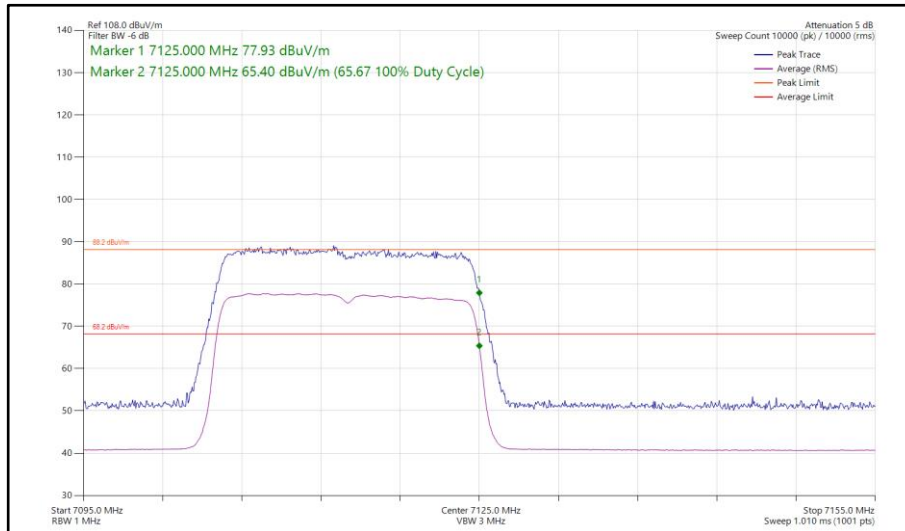
**Figure 45 - 802.11a, SISO, Core 1 - 7115 MHz,  
Band Edge Frequency 7125 MHz**



**Figure 46 - 802.11ax, HE20, SU, SISO, Core 1 - 7095 MHz,  
Band Edge Frequency 7125 MHz**



**Figure 47 - 802.11ax, HE20, RU 106-53, SISO, Core 1 - 7095 MHz,  
Band Edge Frequency 7125 MHz**



**Figure 48 - 802.11ax, HE20, SU, SISO, Core 1 - 7115 MHz,  
Band Edge Frequency 7125 MHz**