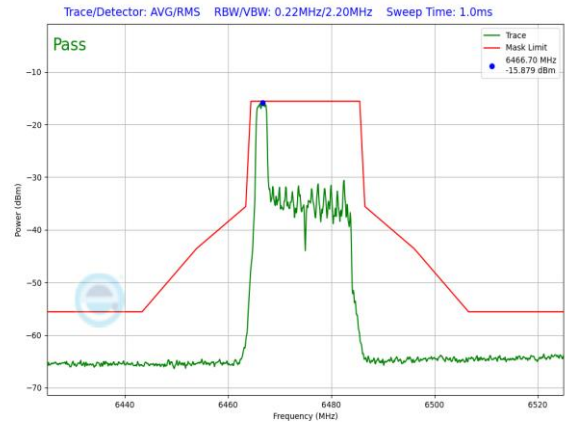
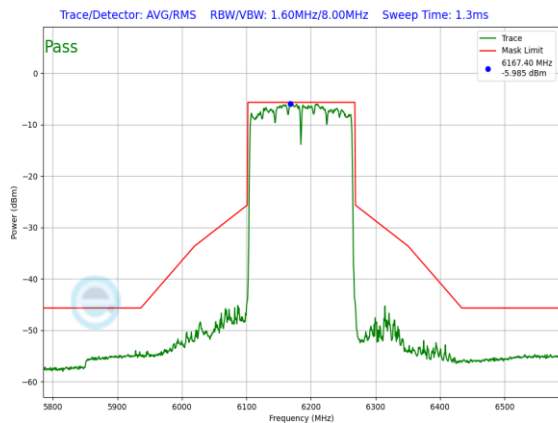


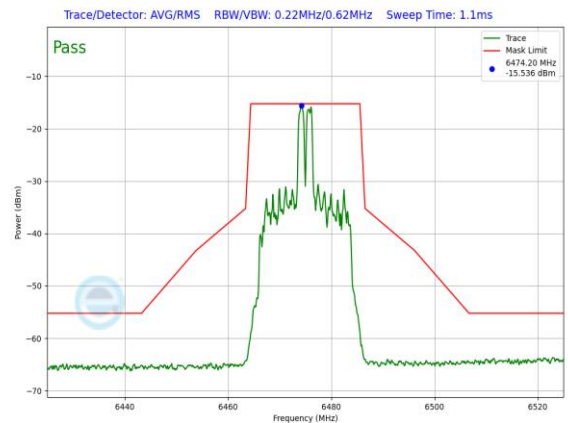
Plot 7-1311. LPI In-Band Emission Plot SDM Primary Antenna 5T (160MHz 802.11ax RU996x2 (UNII Band 5) – Ch. 47)



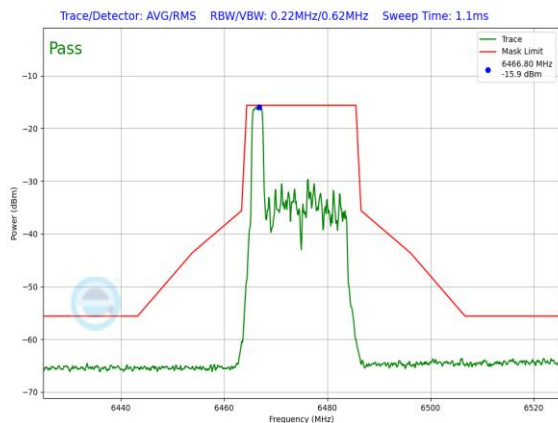
Plot 7-1314. LPI In-Band Emission Plot SDM Primary Antenna 3b (20MHz 802.11ax RU26 (UNII Band 6) – Ch. 105)



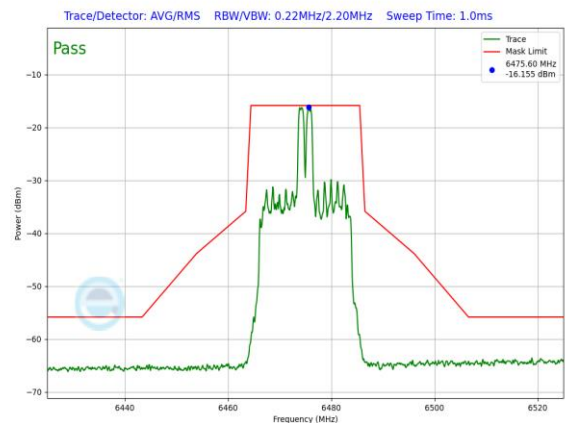
Plot 7-1312. LPI In-Band Emission Plot SDM Primary Antenna 3b (160MHz 802.11ax RU996x2 (UNII Band 5) – Ch. 47)



Plot 7-1315. LPI In-Band Emission Plot SDM Primary Antenna 5T (20MHz 802.11ax RU26 (UNII Band 6) – Ch. 105)

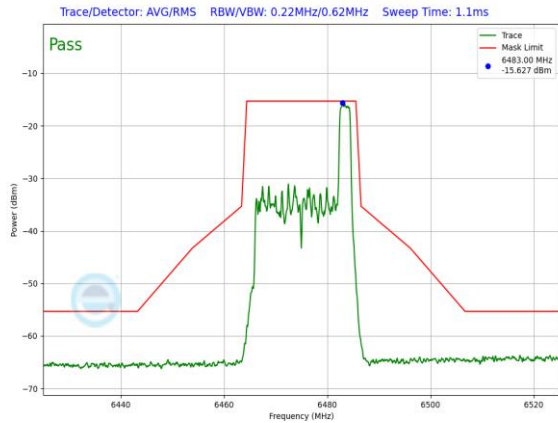


Plot 7-1313. LPI In-Band Emission Plot SDM Primary Antenna 5T (20MHz 802.11ax RU26 (UNII Band 6) – Ch. 105)

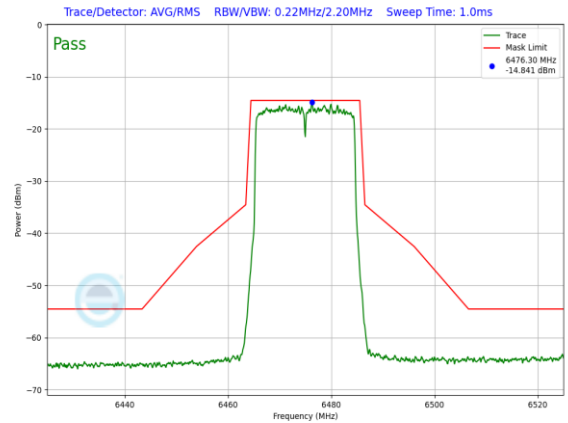


Plot 7-1316. LPI In-Band Emission Plot SDM Primary Antenna 3b (20MHz 802.11ax RU26 (UNII Band 6) – Ch. 105)

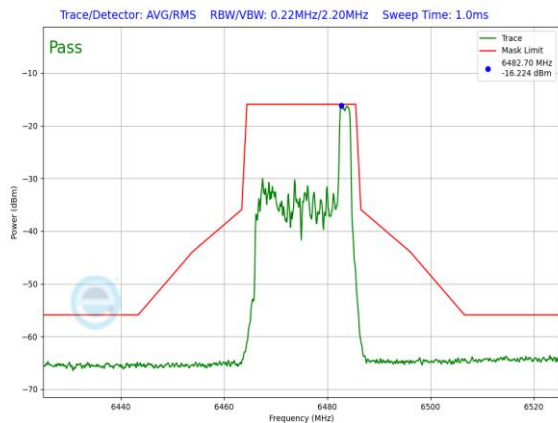
FCC ID: BCGA2899 IC: 579C-A2899		MEASUREMENT REPORT (CERTIFICATION)	Approved by: Technical Manager
Test Report S/N: 1C2311270066-27-R3.BCG	Test Dates: 11/29/2023 - 04/05/2024	EUT Type: Tablet Device	Page 339 of 607



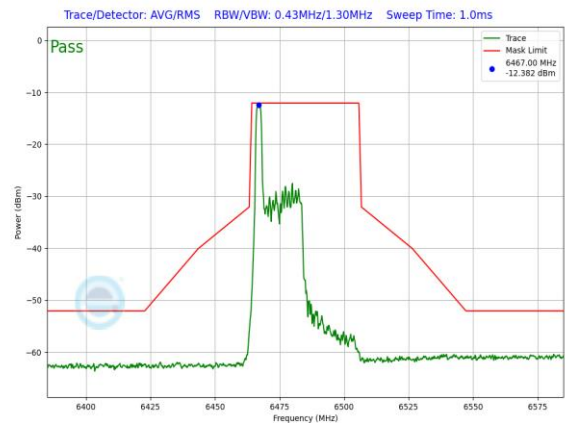
Plot 7-1317. LPI In-Band Emission Plot SDM Primary Antenna 5T (20MHz 802.11ax RU26 (UNII Band 6) – Ch. 105)



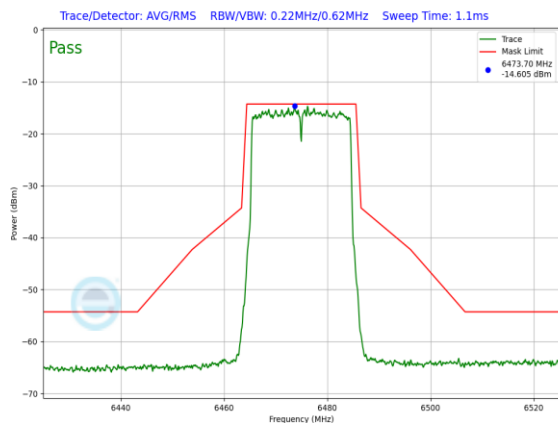
Plot 7-1320. LPI In-Band Emission Plot SDM Primary Antenna 3b (20MHz 802.11ax RU242 (UNII Band 6) – Ch. 105)



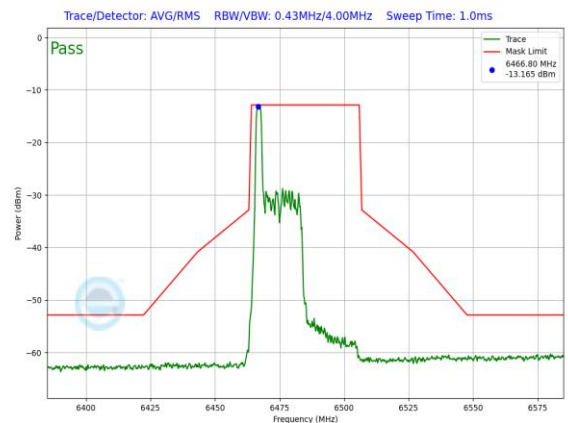
Plot 7-1318. LPI In-Band Emission Plot SDM Primary Antenna 3b (20MHz 802.11ax RU26 (UNII Band 6) – Ch. 105)



Plot 7-1321. LPI In-Band Emission Plot SDM Primary Antenna 5T (40MHz 802.11ax RU26 (UNII Band 6) – Ch. 107)

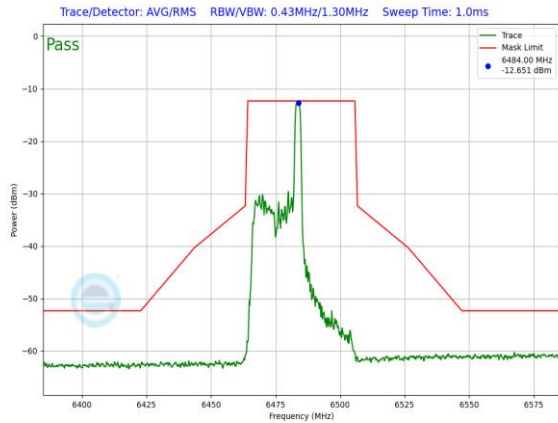


Plot 7-1319. LPI In-Band Emission Plot SDM Primary Antenna 5T (20MHz 802.11ax RU242 (UNII Band 6) – Ch. 105)

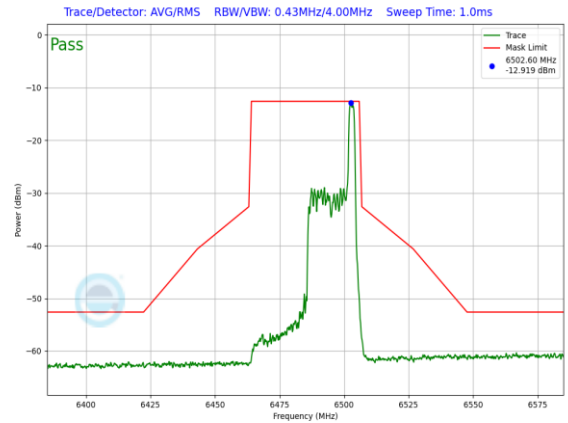


Plot 7-1322. LPI In-Band Emission Plot SDM Primary Antenna 3b (40MHz 802.11ax RU26 (UNII Band 6) – Ch. 107)

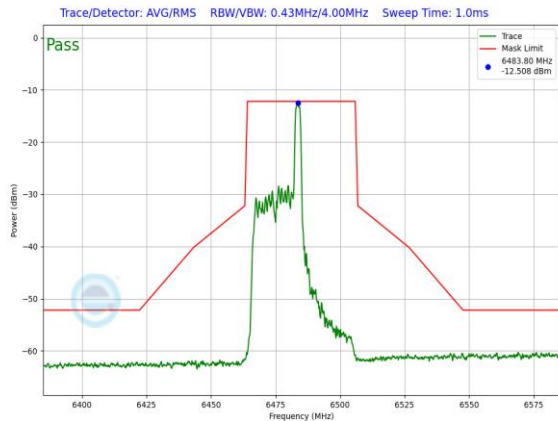
FCC ID: BCGA2899 IC: 579C-A2899		MEASUREMENT REPORT (CERTIFICATION)	Approved by: Technical Manager
Test Report S/N: 1C2311270066-27-R3.BCG	Test Dates: 11/29/2023 - 04/05/2024	EUT Type: Tablet Device	Page 340 of 607



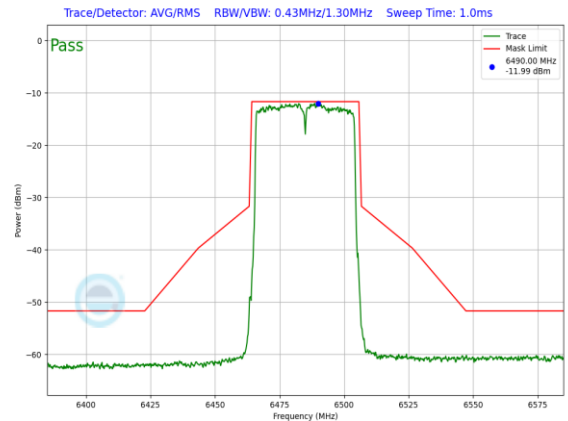
Plot 7-1323. LPI In-Band Emission Plot SDM Primary Antenna 5T (40MHz 802.11ax RU26 (UNII Band 6) – Ch. 107)



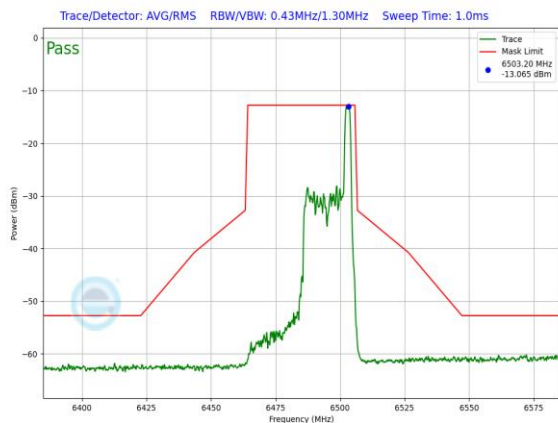
Plot 7-1326. LPI In-Band Emission Plot SDM Primary Antenna 3b (40MHz 802.11ax RU26 (UNII Band 6) – Ch. 107)



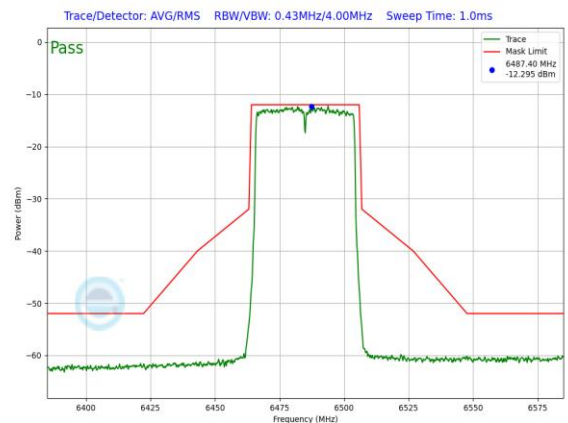
Plot 7-1324. LPI In-Band Emission Plot SDM Primary Antenna 3b (40MHz 802.11ax RU26 (UNII Band 6) – Ch. 107)



Plot 7-1327. LPI In-Band Emission Plot SDM Primary Antenna 5T (40MHz 802.11ax RU484 (UNII Band 6) – Ch. 107)

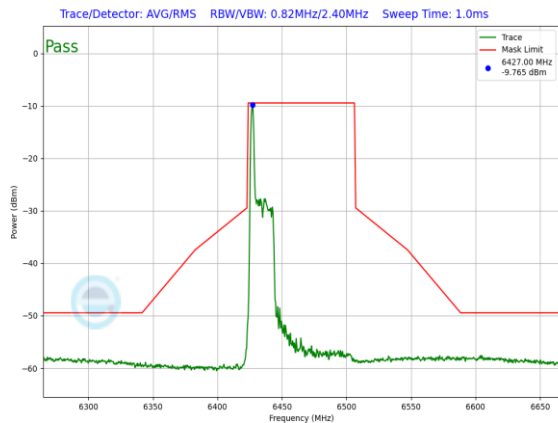


Plot 7-1325. LPI In-Band Emission Plot SDM Primary Antenna 5T (40MHz 802.11ax RU26 (UNII Band 6) – Ch. 107)

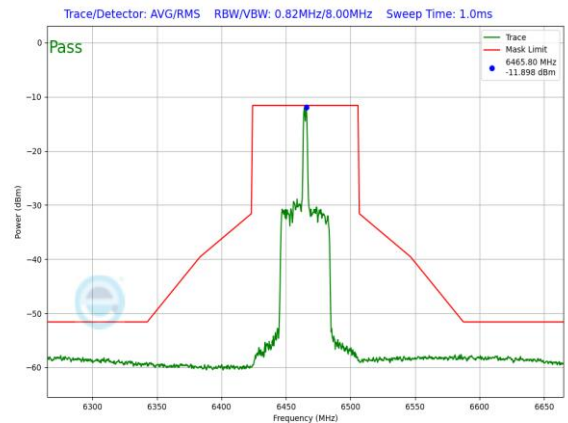


Plot 7-1328. LPI In-Band Emission Plot SDM Primary Antenna 3b (40MHz 802.11ax RU484 (UNII Band 6) – Ch. 107)

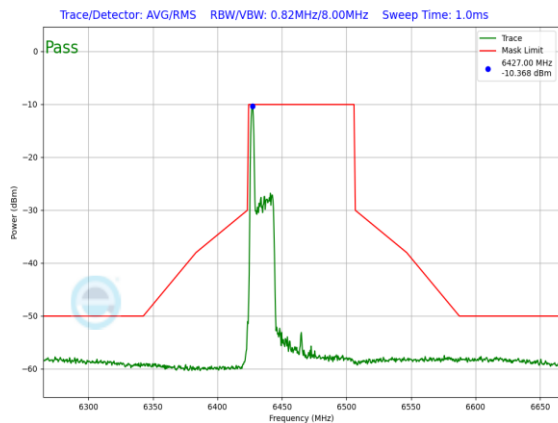
FCC ID: BCGA2899 IC: 579C-A2899		MEASUREMENT REPORT (CERTIFICATION)	Approved by: Technical Manager
Test Report S/N: 1C2311270066-27-R3.BCG	Test Dates: 11/29/2023 - 04/05/2024	EUT Type: Tablet Device	Page 341 of 607



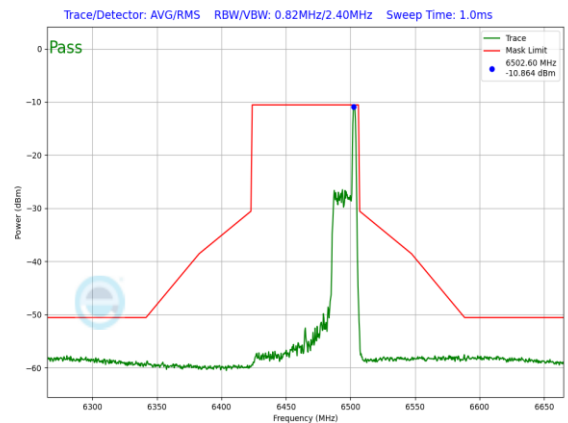
Plot 7-1329. LPI In-Band Emission Plot SDM Primary Antenna 5T (80MHz 802.11ax RU26 (UNII Band 6) – Ch. 103)



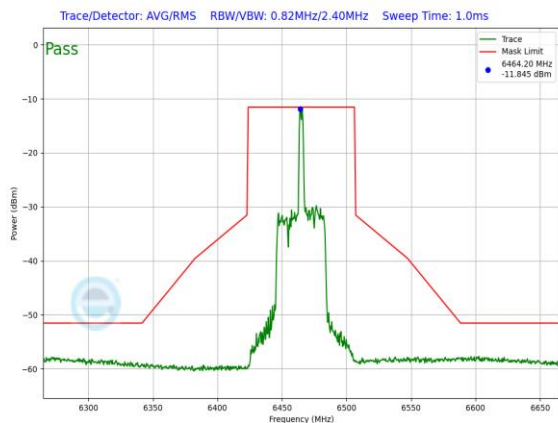
Plot 7-1332. LPI In-Band Emission Plot SDM Primary Antenna 3b (80MHz 802.11ax RU26 (UNII Band 6) – Ch. 103)



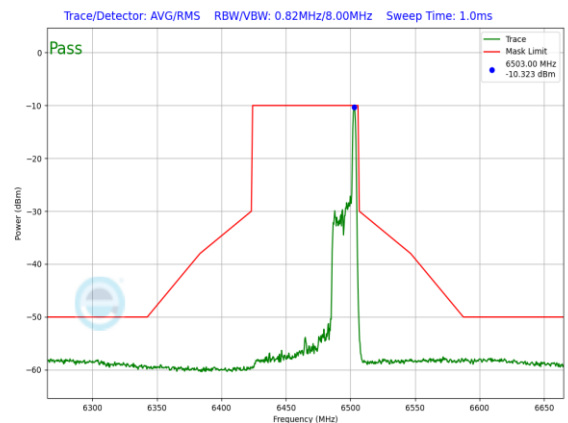
Plot 7-1330. LPI In-Band Emission Plot SDM Primary Antenna 3b (80MHz 802.11ax RU26 (UNII Band 6) – Ch. 103)



Plot 7-1333. LPI In-Band Emission Plot SDM Primary Antenna 5T (80MHz 802.11ax RU26 (UNII Band 6) – Ch. 103)

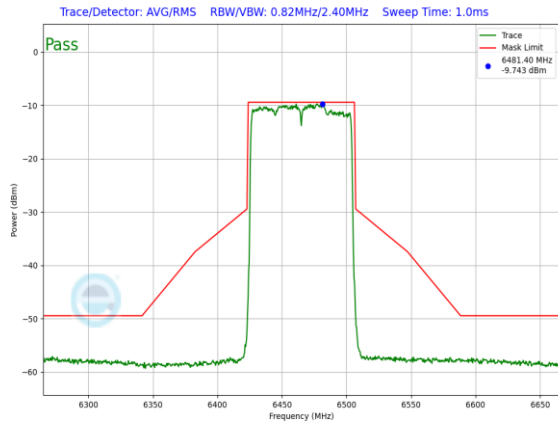


Plot 7-1331. LPI In-Band Emission Plot SDM Primary Antenna 5T (80MHz 802.11ax RU26 (UNII Band 6) – Ch. 103)

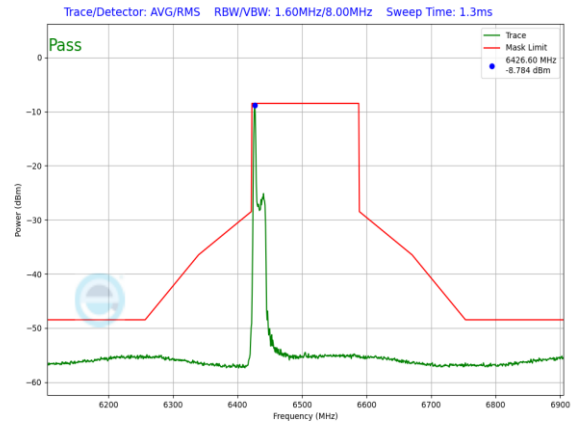


Plot 7-1334. LPI In-Band Emission Plot SDM Primary Antenna 3b (80MHz 802.11ax RU26 (UNII Band 6) – Ch. 103)

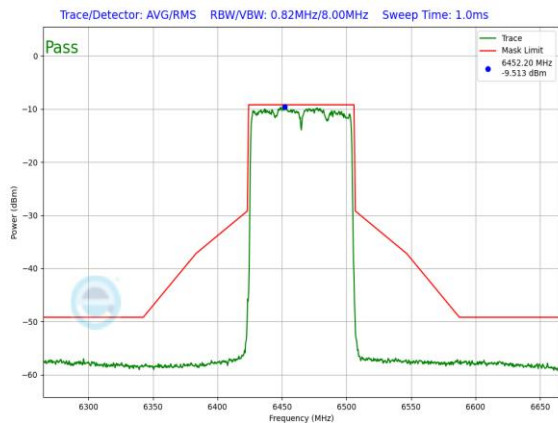
FCC ID: BCGA2899 IC: 579C-A2899		MEASUREMENT REPORT (CERTIFICATION)	Approved by: Technical Manager
Test Report S/N: 1C2311270066-27-R3.BCG	Test Dates: 11/29/2023 - 04/05/2024	EUT Type: Tablet Device	Page 342 of 607



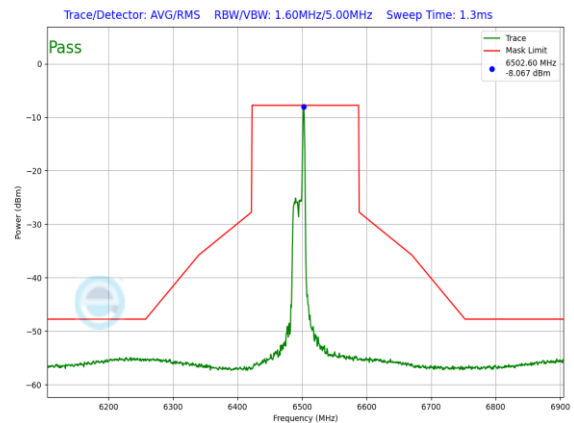
Plot 7-1335. LPI In-Band Emission Plot SDM Primary Antenna 5T (80MHz 802.11ax RU996 (UNII Band 6) – Ch. 103)



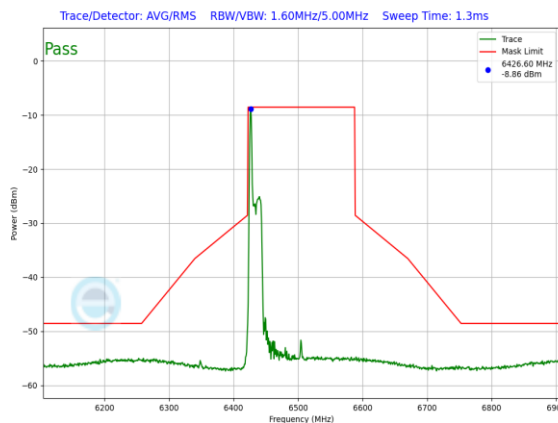
Plot 7-1338. LPI In-Band Emission Plot SDM Primary Antenna 3b (160MHz 802.11ax RU26 (UNII Band 6) – Ch. 111)



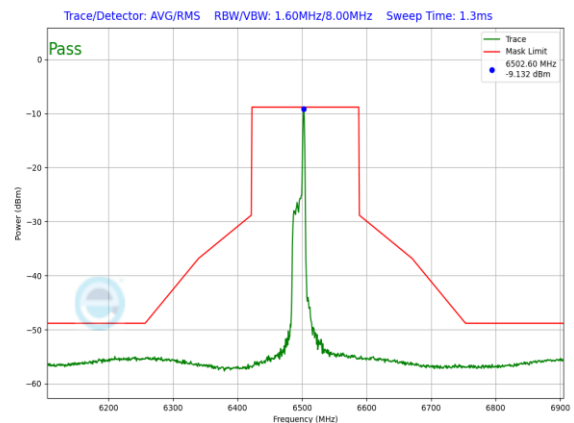
Plot 7-1336. LPI In-Band Emission Plot SDM Primary Antenna 3b (80MHz 802.11ax RU996 (UNII Band 6) – Ch. 103)



Plot 7-1339. LPI In-Band Emission Plot SDM Primary Antenna 5T (160MHz 802.11ax RU26 (UNII Band 6) – Ch. 111)

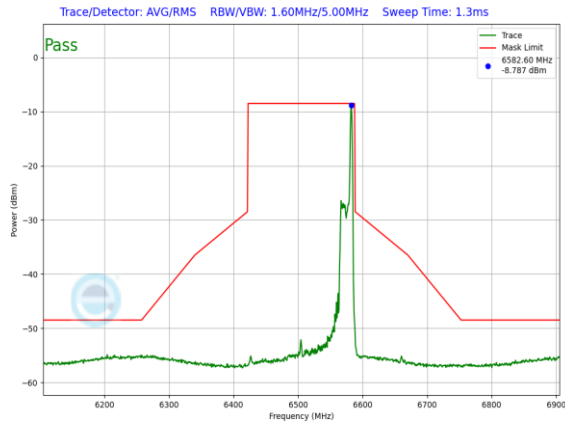


Plot 7-1337. LPI In-Band Emission Plot SDM Primary Antenna 5T (160MHz 802.11ax RU26 (UNII Band 6) – Ch. 111)

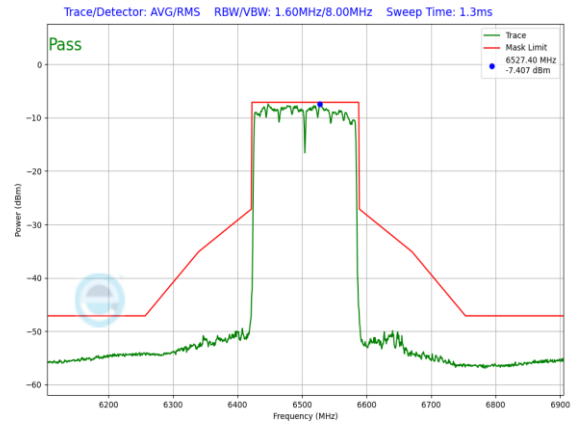


Plot 7-1340. LPI In-Band Emission Plot SDM Primary Antenna 3b (160MHz 802.11ax RU26 (UNII Band 6) – Ch. 111)

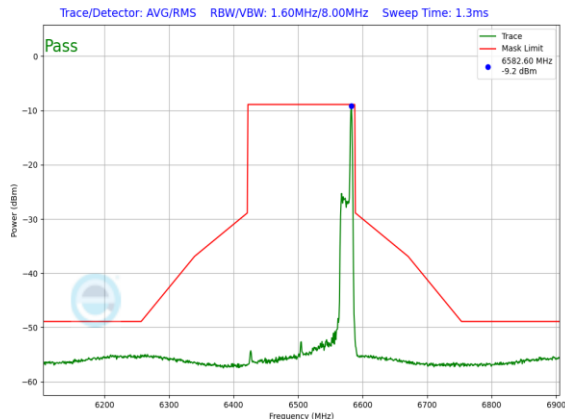
FCC ID: BCGA2899 IC: 579C-A2899		MEASUREMENT REPORT (CERTIFICATION)	Approved by: Technical Manager
Test Report S/N: 1C2311270066-27-R3.BCG	Test Dates: 11/29/2023 - 04/05/2024	EUT Type: Tablet Device	Page 343 of 607



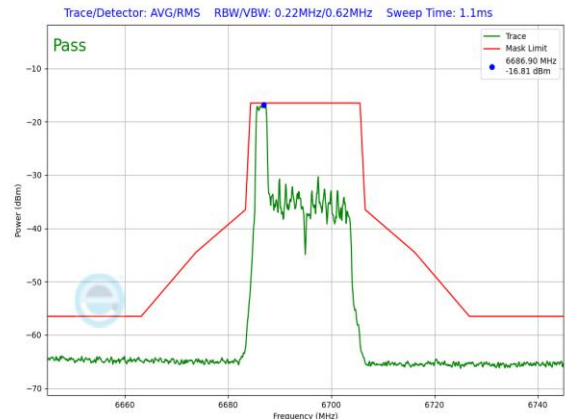
Plot 7-1341. LPI In-Band Emission Plot SDM Primary Antenna 5T (160MHz 802.11ax RU26 (UNII Band 6) – Ch. 111)



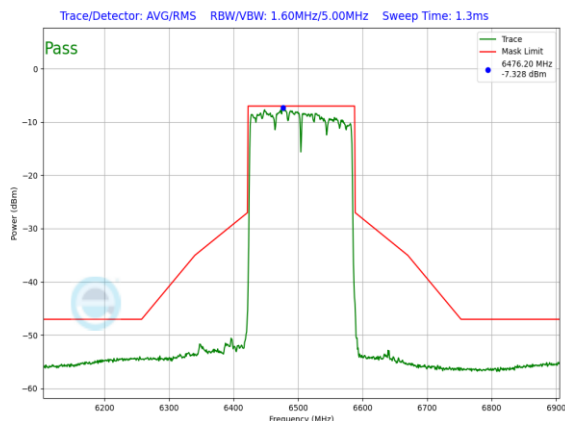
Plot 7-1344. LPI In-Band Emission Plot SDM Primary Antenna 3b (160MHz 802.11ax RU996x2 (UNII Band 6) – Ch. 111)



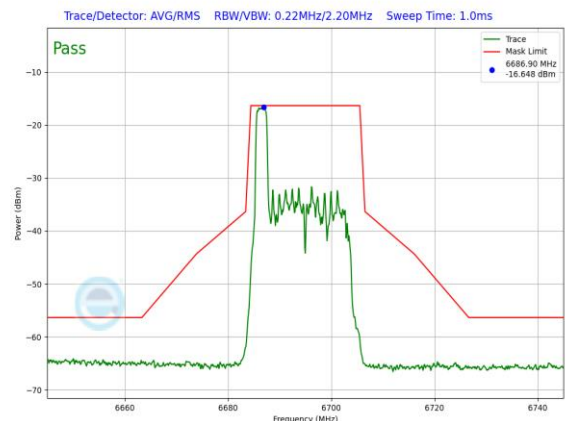
Plot 7-1342. LPI In-Band Emission Plot SDM Primary Antenna 3b (160MHz 802.11ax RU26 (UNII Band 6) – Ch. 111)



Plot 7-1345. LPI In-Band Emission Plot SDM Primary Antenna 5T (20MHz 802.11ax RU26 (UNII Band 7) – Ch. 149)

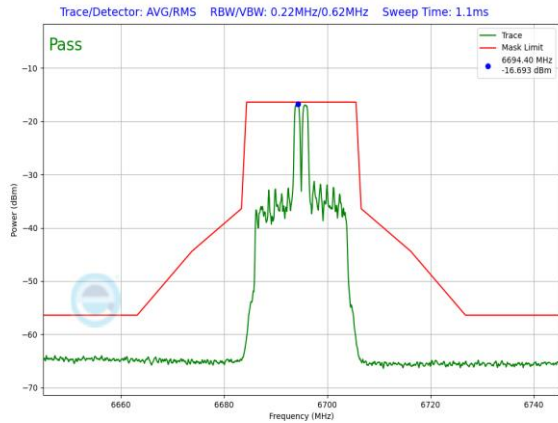


Plot 7-1343. LPI In-Band Emission Plot SDM Primary Antenna 5T (160MHz 802.11ax RU996x2 (UNII Band 6) – Ch. 111)

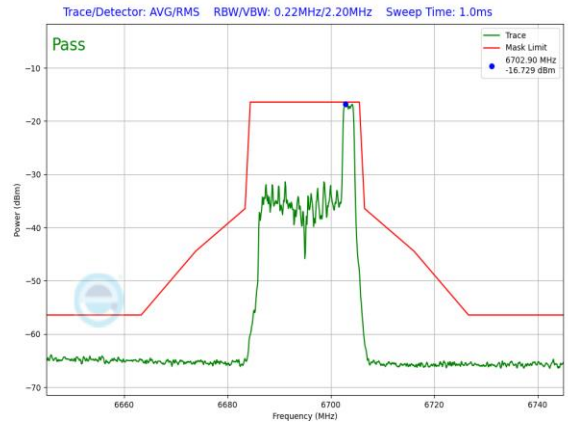


Plot 7-1346. LPI In-Band Emission Plot SDM Primary Antenna 3b (20MHz 802.11ax RU26 (UNII Band 7) – Ch. 149)

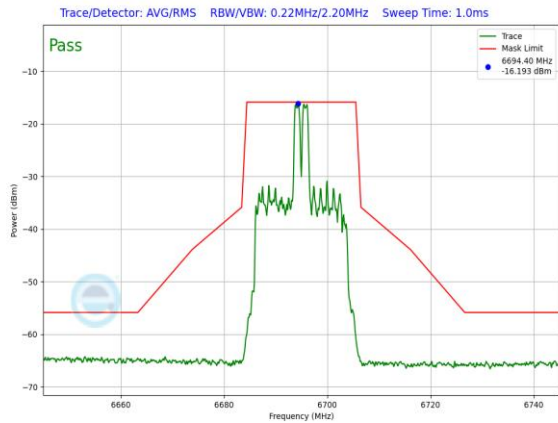
FCC ID: BCGA2899 IC: 579C-A2899		MEASUREMENT REPORT (CERTIFICATION)	Approved by: Technical Manager
Test Report S/N: 1C2311270066-27-R3.BCG	Test Dates: 11/29/2023 - 04/05/2024	EUT Type: Tablet Device	Page 344 of 607



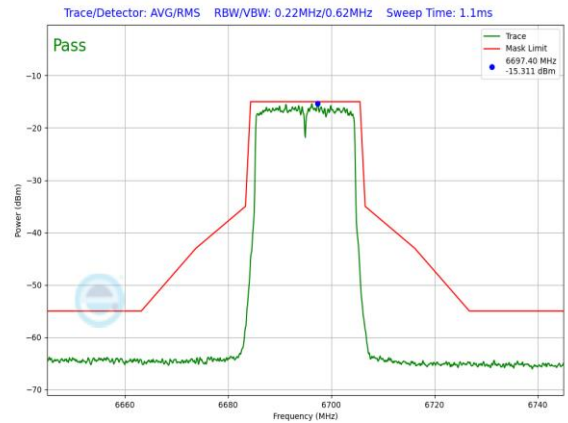
Plot 7-1347. LPI In-Band Emission Plot SDM Primary Antenna 5T (20MHz 802.11ax RU26 (UNII Band 7) – Ch. 149)



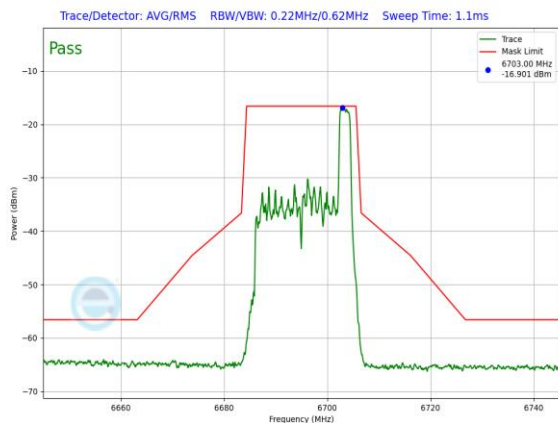
Plot 7-1350. LPI In-Band Emission Plot SDM Primary Antenna 3b (20MHz 802.11ax RU26 (UNII Band 7) – Ch. 149)



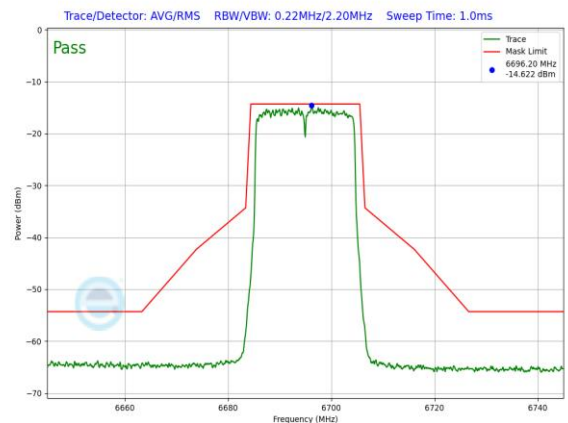
Plot 7-1348. LPI In-Band Emission Plot SDM Primary Antenna 3b (20MHz 802.11ax RU26 (UNII Band 7) – Ch. 149)



Plot 7-1351. LPI In-Band Emission Plot SDM Primary Antenna 5T (20MHz 802.11ax RU242 (UNII Band 7) – Ch. 149)



Plot 7-1349. LPI In-Band Emission Plot SDM Primary Antenna 5T (20MHz 802.11ax RU26 (UNII Band 7) – Ch. 149)

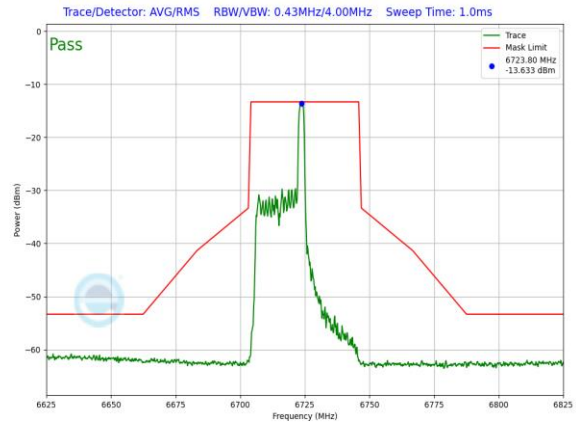


Plot 7-1352. LPI In-Band Emission Plot SDM Primary Antenna 3b (20MHz 802.11ax RU242 (UNII Band 7) – Ch. 149)

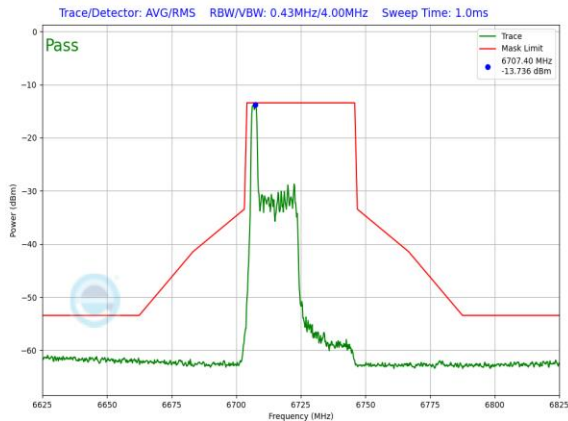
FCC ID: BCGA2899 IC: 579C-A2899		MEASUREMENT REPORT (CERTIFICATION)	Approved by: Technical Manager
Test Report S/N: 1C2311270066-27-R3.BCG	Test Dates: 11/29/2023 - 04/05/2024	EUT Type: Tablet Device	Page 345 of 607



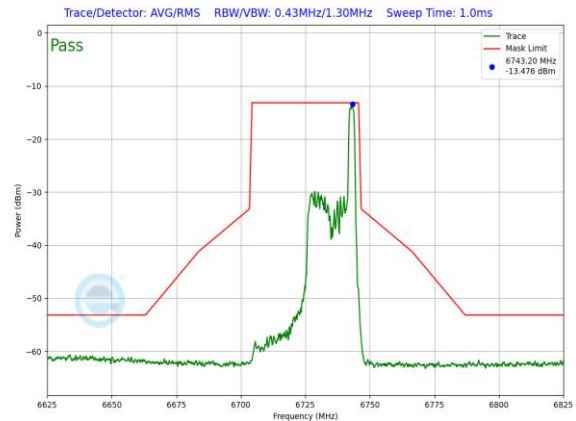
Plot 7-1353. LPI In-Band Emission Plot SDM Primary Antenna 5T (40MHz 802.11ax RU26 (UNII Band 7) – Ch. 155)



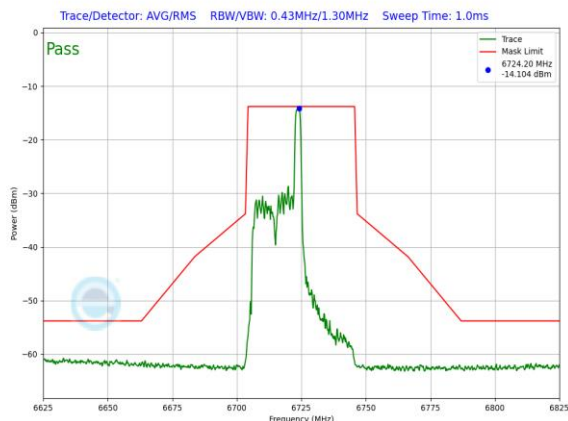
Plot 7-1356. LPI In-Band Emission Plot SDM Primary Antenna 3b (40MHz 802.11ax RU26 (UNII Band 7) – Ch. 155)



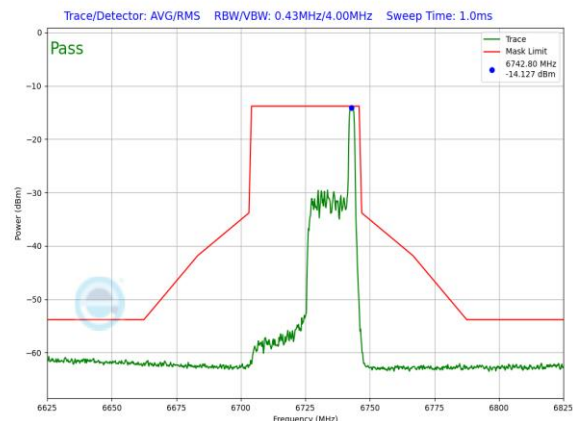
Plot 7-1354. LPI In-Band Emission Plot SDM Primary Antenna 3b (40MHz 802.11ax RU26 (UNII Band 7) – Ch. 155)



Plot 7-1357. LPI In-Band Emission Plot SDM Primary Antenna 5T (40MHz 802.11ax RU26 (UNII Band 7) – Ch. 155)

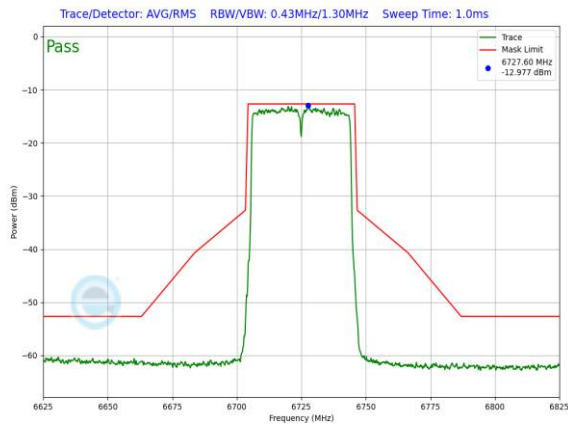


Plot 7-1355. LPI In-Band Emission Plot SDM Primary Antenna 5T (40MHz 802.11ax RU26 (UNII Band 7) – Ch. 155)

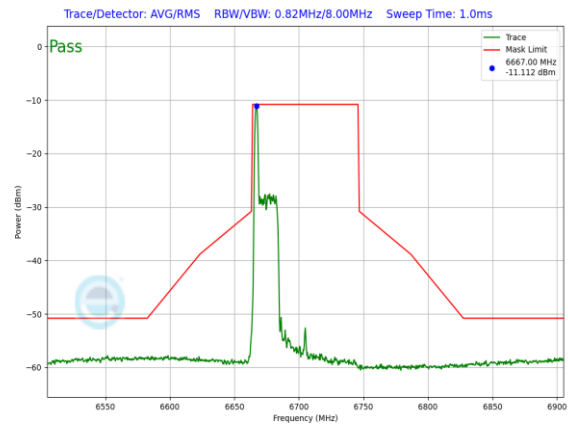


Plot 7-1358. LPI In-Band Emission Plot SDM Primary Antenna 3b (40MHz 802.11ax RU26 (UNII Band 7) – Ch. 155)

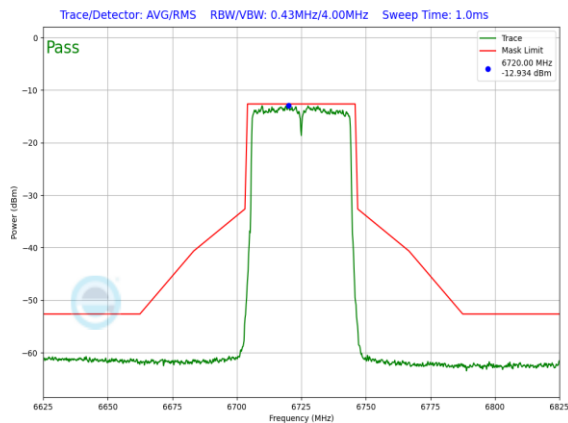
FCC ID: BCGA2899 IC: 579C-A2899		MEASUREMENT REPORT (CERTIFICATION)	Approved by: Technical Manager
Test Report S/N: 1C2311270066-27-R3.BCG	Test Dates: 11/29/2023 - 04/05/2024	EUT Type: Tablet Device	Page 346 of 607



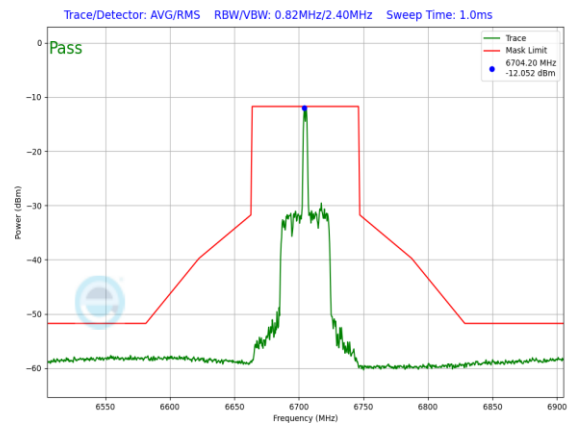
Plot 7-1359. LPI In-Band Emission Plot SDM Primary Antenna 5T (40MHz 802.11ax RU484 (UNII Band 7) – Ch. 155)



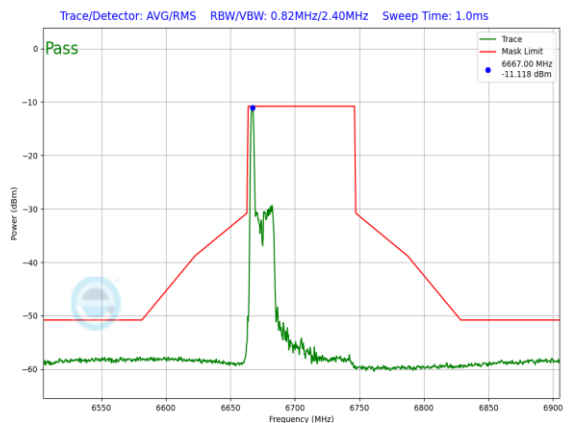
Plot 7-1362. LPI In-Band Emission Plot SDM Primary Antenna 3b (80MHz 802.11ax RU26 (UNII Band 7) – Ch. 151)



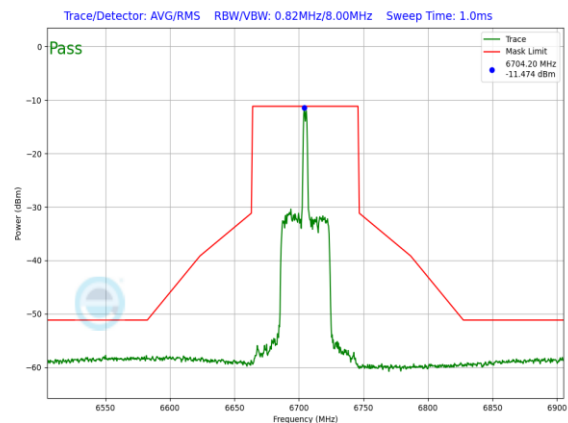
Plot 7-1360. LPI In-Band Emission Plot SDM Primary Antenna 3b (40MHz 802.11ax RU484 (UNII Band 7) – Ch. 155)



Plot 7-1363. LPI In-Band Emission Plot SDM Primary Antenna 5T (80MHz 802.11ax RU26 (UNII Band 7) – Ch. 151)

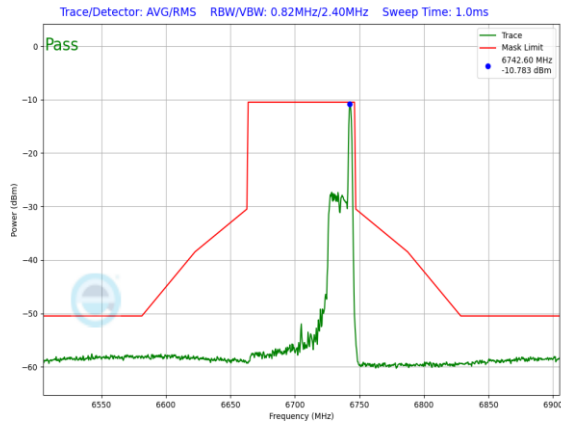


Plot 7-1361. LPI In-Band Emission Plot SDM Primary Antenna 5T (80MHz 802.11ax RU26 (UNII Band 7) – Ch. 151)

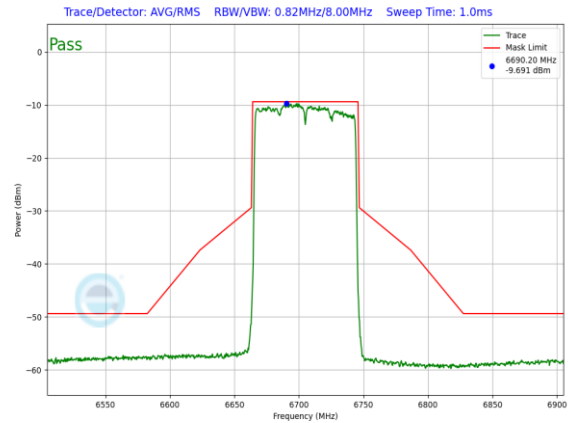


Plot 7-1364. LPI In-Band Emission Plot SDM Primary Antenna 3b (80MHz 802.11ax RU26 (UNII Band 7) – Ch. 151)

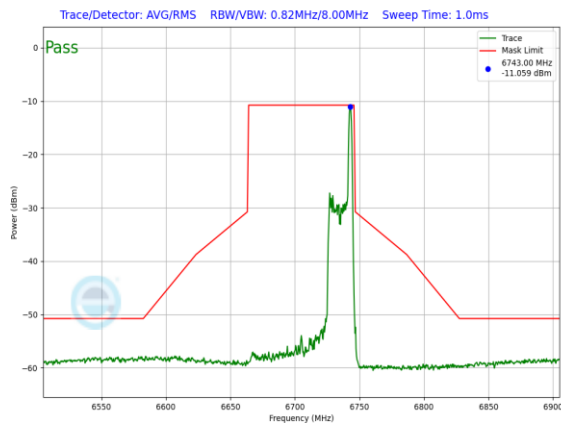
FCC ID: BCGA2899 IC: 579C-A2899		MEASUREMENT REPORT (CERTIFICATION)	Approved by: Technical Manager
Test Report S/N: 1C2311270066-27-R3.BCG	Test Dates: 11/29/2023 - 04/05/2024	EUT Type: Tablet Device	Page 347 of 607



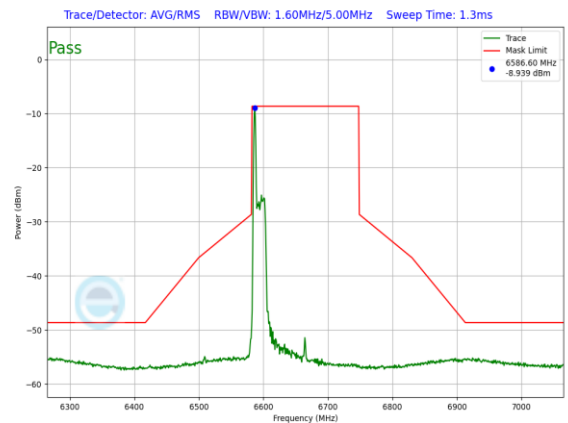
Plot 7-1365. LPI In-Band Emission Plot SDM Primary Antenna 5T (80MHz) 802.11ax RU26 (UNII Band 7) – Ch. 151)



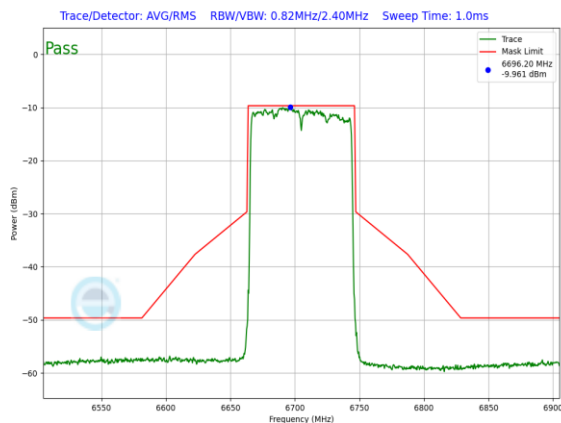
Plot 7-1368. LPI In-Band Emission Plot SDM Primary Antenna 3b (80MHz) 802.11ax RU996 (UNII Band 7) – Ch. 151)



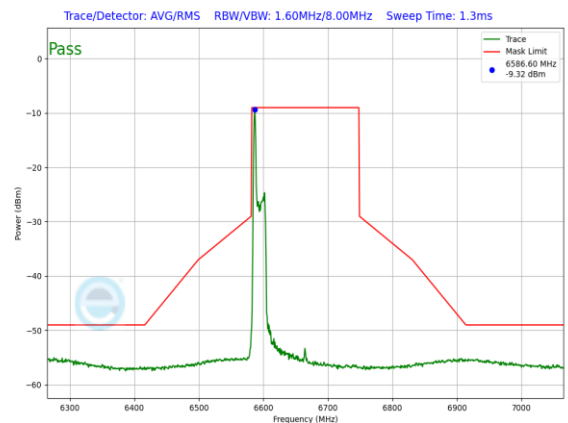
Plot 7-1366. LPI In-Band Emission Plot SDM Primary Antenna 3b (80MHz) 802.11ax RU26 (UNII Band 7) – Ch. 151)



Plot 7-1369. LPI In-Band Emission Plot SDM Primary Antenna 5T (160MHz) 802.11ax RU26 (UNII Band 7) – Ch. 143)

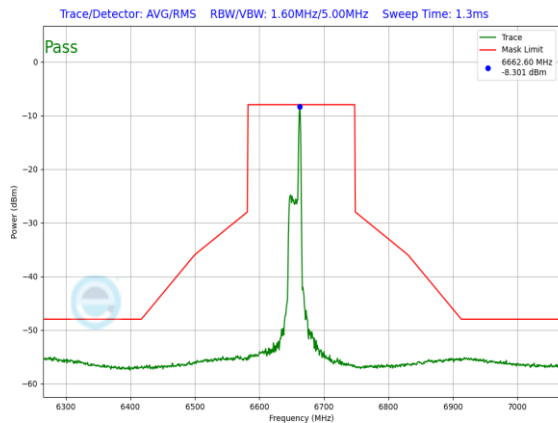


Plot 7-1367. LPI In-Band Emission Plot SDM Primary Antenna 5T (80MHz) 802.11ax RU996 (UNII Band 7) – Ch. 151)

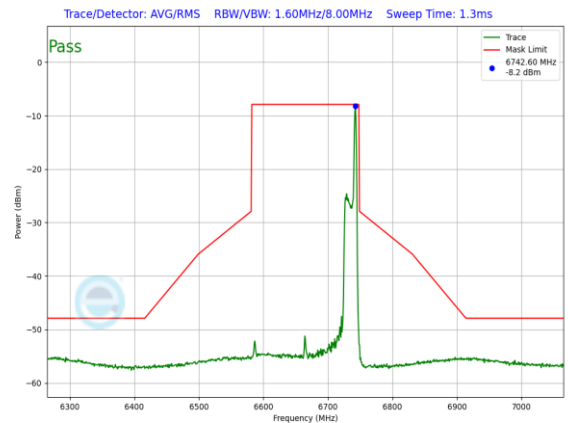


Plot 7-1370. LPI In-Band Emission Plot SDM Primary Antenna 3b (160MHz) 802.11ax RU26 (UNII Band 7) – Ch. 143)

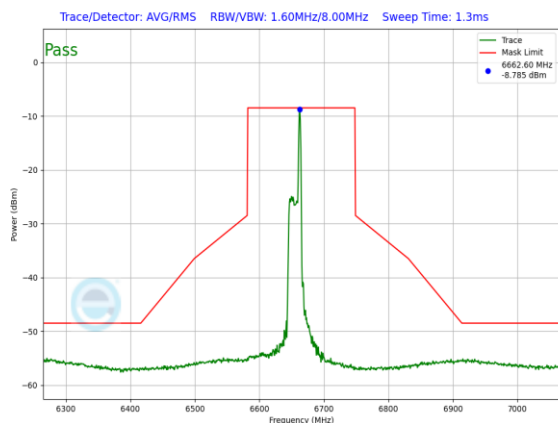
FCC ID: BCGA2899 IC: 579C-A2899		MEASUREMENT REPORT (CERTIFICATION)	Approved by: Technical Manager
Test Report S/N: 1C2311270066-27-R3.BCG	Test Dates: 11/29/2023 - 04/05/2024	EUT Type: Tablet Device	Page 348 of 607



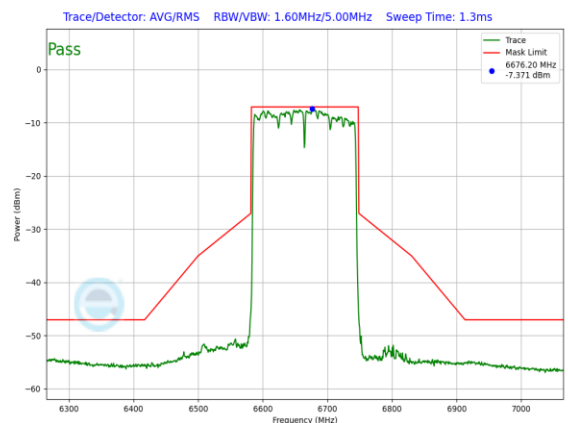
Plot 7-1371. LPI In-Band Emission Plot SDM Primary Antenna 5T (160MHz 802.11ax RU26 (UNII Band 7) – Ch. 143)



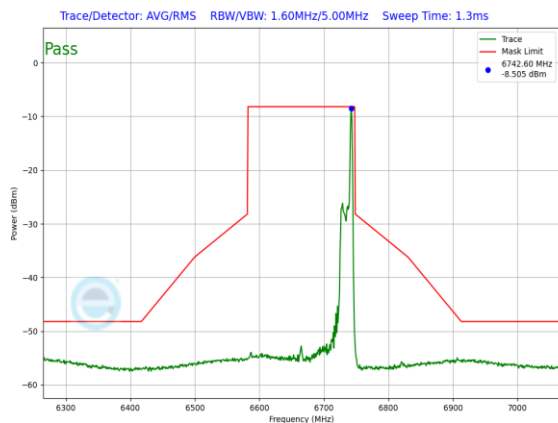
Plot 7-1374. LPI In-Band Emission Plot SDM Primary Antenna 3b (160MHz 802.11ax RU26 (UNII Band 7) – Ch. 143)



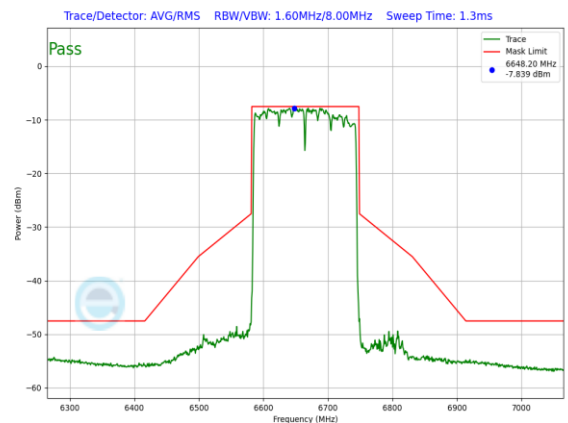
Plot 7-1372. LPI In-Band Emission Plot SDM Primary Antenna 3b (160MHz 802.11ax RU26 (UNII Band 7) – Ch. 143)



Plot 7-1375. LPI In-Band Emission Plot SDM Primary Antenna 5T (160MHz 802.11ax RU996x2 (UNII Band 7) – Ch. 143)

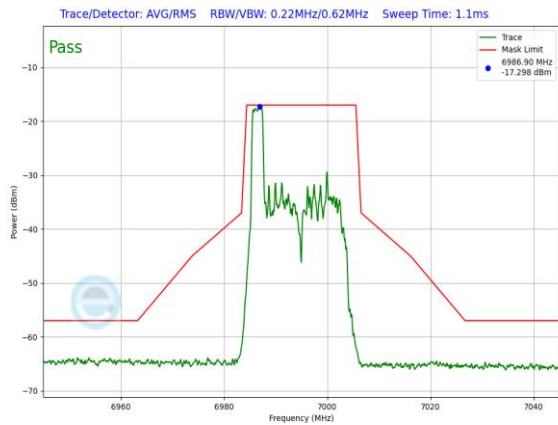


Plot 7-1373. LPI In-Band Emission Plot SDM Primary Antenna 5T (160MHz 802.11ax RU26 (UNII Band 7) – Ch. 143)

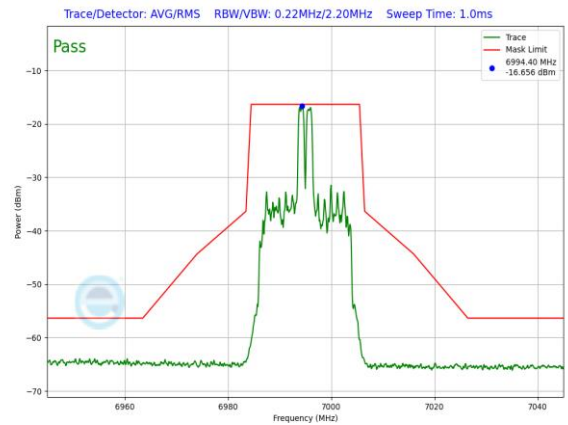


Plot 7-1376. LPI In-Band Emission Plot SDM Primary Antenna 3b (160MHz 802.11ax RU996x2 (UNII Band 7) – Ch. 143)

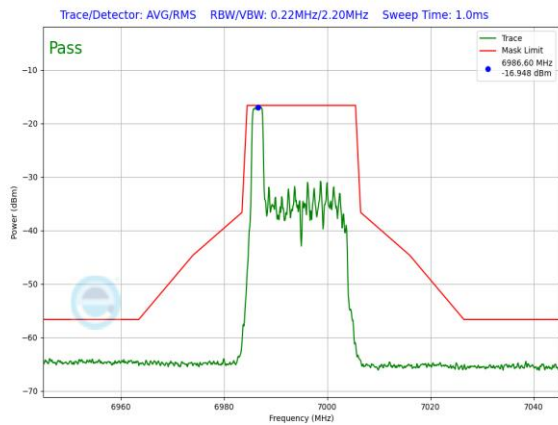
FCC ID: BCGA2899 IC: 579C-A2899		MEASUREMENT REPORT (CERTIFICATION)	Approved by: Technical Manager
Test Report S/N: 1C2311270066-27-R3.BCG	Test Dates: 11/29/2023 - 04/05/2024	EUT Type: Tablet Device	Page 349 of 607



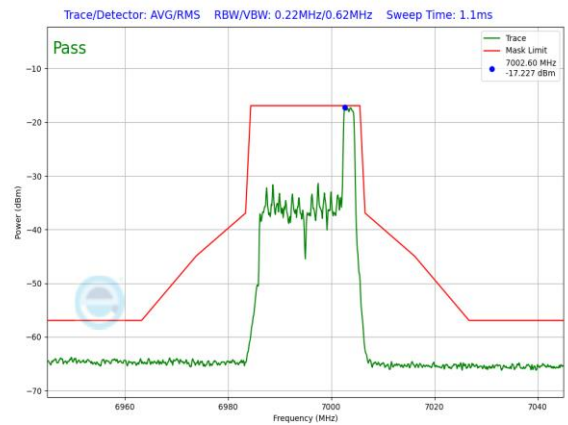
Plot 7-1377. LPI In-Band Emission Plot SDM Primary Antenna 5T (20MHz 802.11ax RU26 (UNII Band 8) – Ch. 209)



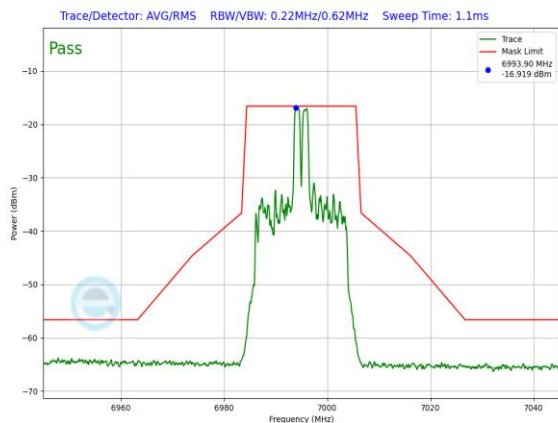
Plot 7-1380. LPI In-Band Emission Plot SDM Primary Antenna 3b (20MHz 802.11ax RU26 (UNII Band 8) – Ch. 209)



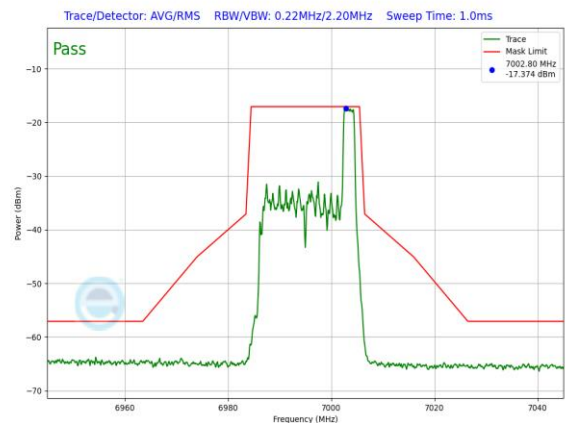
Plot 7-1378. LPI In-Band Emission Plot SDM Primary Antenna 3b (20MHz 802.11ax RU26 (UNII Band 8) – Ch. 209)



Plot 7-1381. LPI In-Band Emission Plot SDM Primary Antenna 5T (20MHz 802.11ax RU26 (UNII Band 8) – Ch. 209)

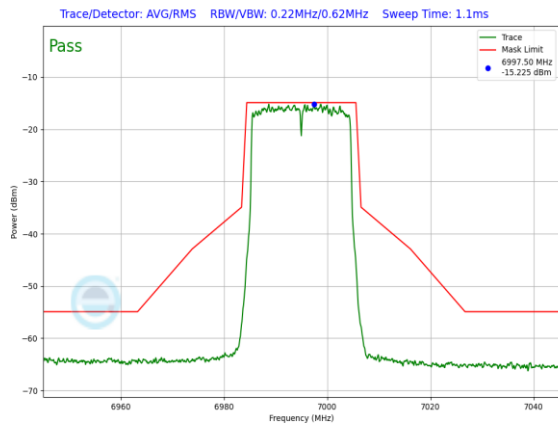


Plot 7-1379. LPI In-Band Emission Plot SDM Primary Antenna 5T (20MHz 802.11ax RU26 (UNII Band 8) – Ch. 209)

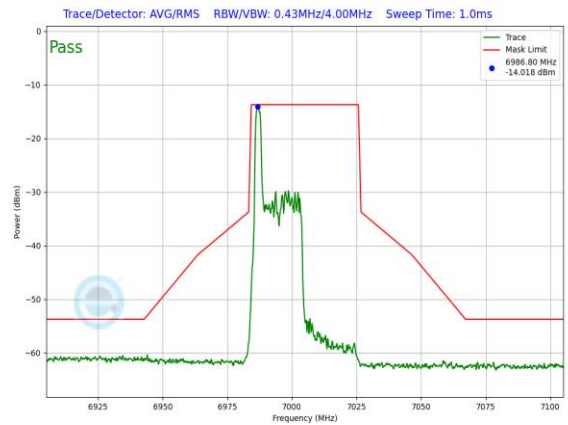


Plot 7-1382. LPI In-Band Emission Plot SDM Primary Antenna 3b (20MHz 802.11ax RU26 (UNII Band 8) – Ch. 209)

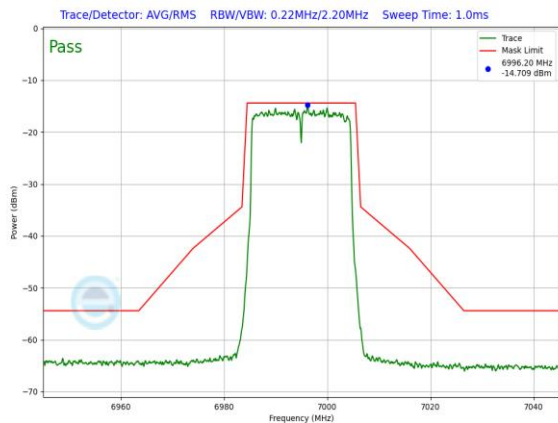
FCC ID: BCGA2899 IC: 579C-A2899		MEASUREMENT REPORT (CERTIFICATION)	Approved by: Technical Manager
Test Report S/N: 1C2311270066-27-R3.BCG	Test Dates: 11/29/2023 - 04/05/2024	EUT Type: Tablet Device	Page 350 of 607




Plot 7-1383. LPI In-Band Emission Plot SDM Primary Antenna 5T (20MHz 802.11ax RU242 (UNII Band 8) – Ch. 209)



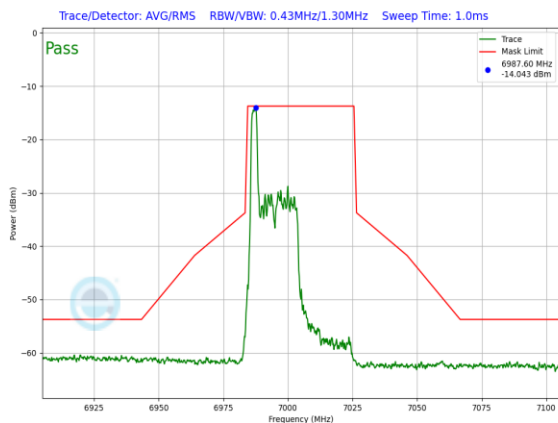
Plot 7-1386. LPI In-Band Emission Plot SDM Primary Antenna 3b (40MHz 802.11ax RU26 (UNII Band 8) – Ch. 211)



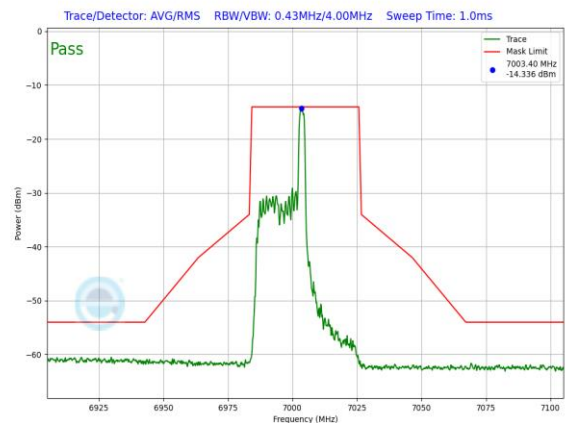
Plot 7-1384. LPI In-Band Emission Plot SDM Primary Antenna 3b (20MHz 802.11ax RU242 (UNII Band 8) – Ch. 209)



Plot 7-1387. LPI In-Band Emission Plot SDM Primary Antenna 5T (40MHz 802.11ax RU26 (UNII Band 8) – Ch. 211)

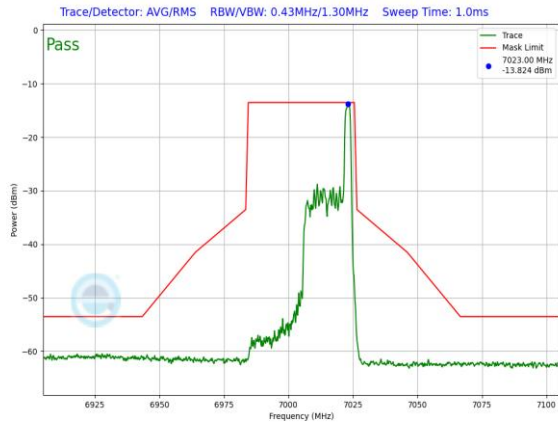


Plot 7-1385. LPI In-Band Emission Plot SDM Primary Antenna 5T (40MHz 802.11ax RU26 (UNII Band 8) – Ch. 211)

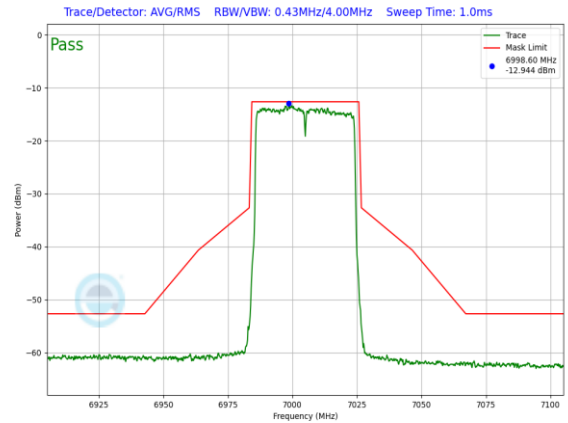


Plot 7-1388. LPI In-Band Emission Plot SDM Primary Antenna 3b (40MHz 802.11ax RU26 (UNII Band 8) – Ch. 211)

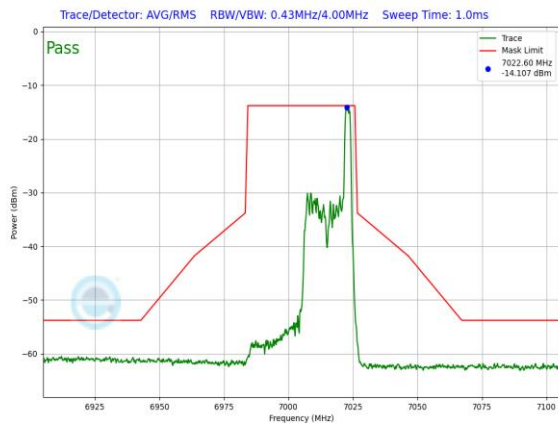
FCC ID: BCGA2899 IC: 579C-A2899		MEASUREMENT REPORT (CERTIFICATION)	Approved by: Technical Manager
Test Report S/N: 1C2311270066-27-R3.BCG	Test Dates: 11/29/2023 - 04/05/2024	EUT Type: Tablet Device	Page 351 of 607



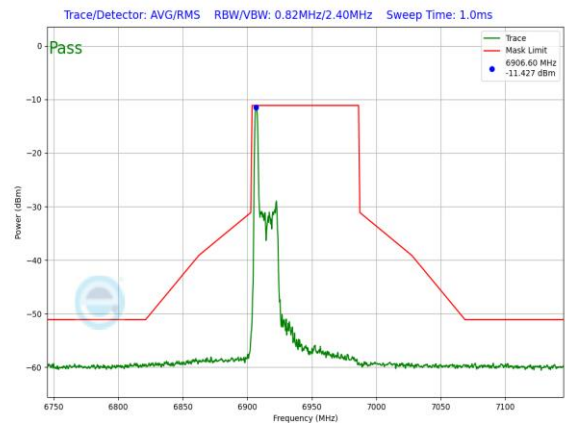
Plot 7-1389. LPI In-Band Emission Plot SDM Primary Antenna 5T (40MHz 802.11ax RU26 (UNII Band 8) – Ch. 211)



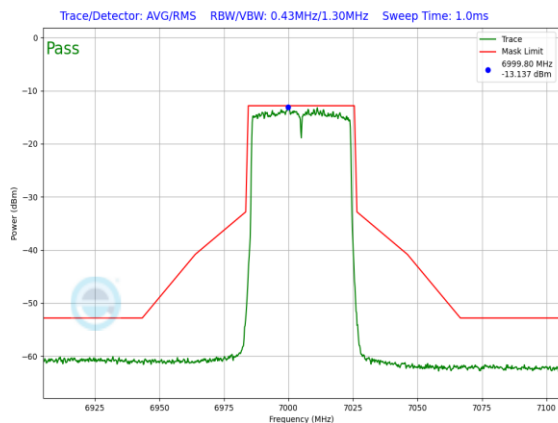
Plot 7-1392. LPI In-Band Emission Plot SDM Primary Antenna 3b (40MHz 802.11ax RU484 (UNII Band 8) – Ch. 211)



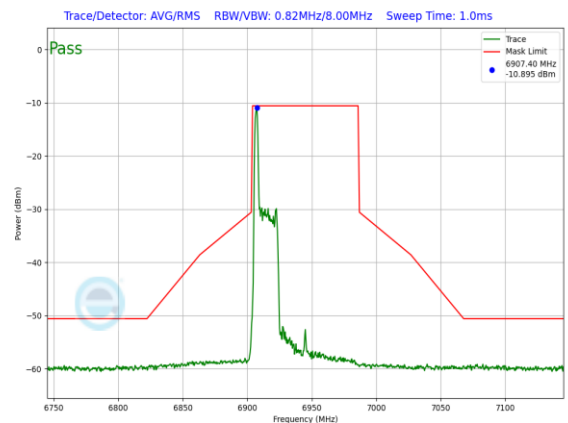
Plot 7-1390. LPI In-Band Emission Plot SDM Primary Antenna 3b (40MHz 802.11ax RU26 (UNII Band 8) – Ch. 211)



Plot 7-1393. LPI In-Band Emission Plot SDM Primary Antenna 5T (80MHz 802.11ax RU26 (UNII Band 8) – Ch. 199)

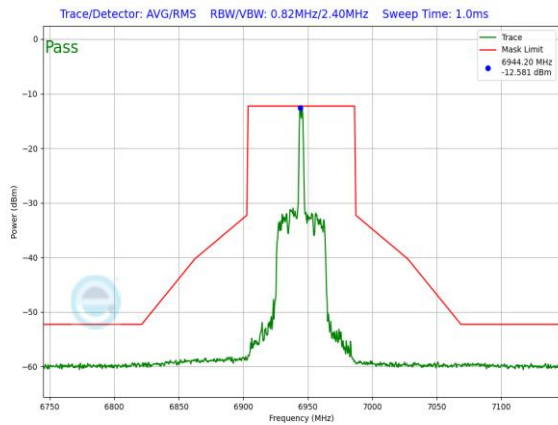


Plot 7-1391. LPI In-Band Emission Plot SDM Primary Antenna 5T (40MHz 802.11ax RU484 (UNII Band 8) – Ch. 211)

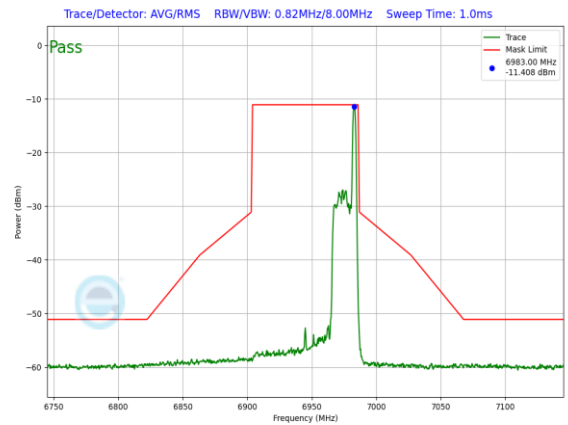


Plot 7-1394. LPI In-Band Emission Plot SDM Primary Antenna 3b (80MHz 802.11ax RU26 (UNII Band 8) – Ch. 199)

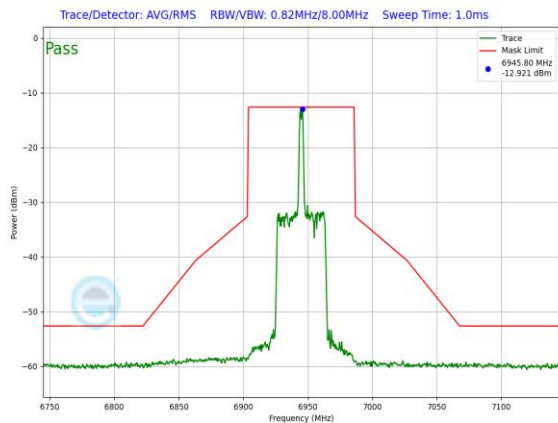
FCC ID: BCGA2899 IC: 579C-A2899		MEASUREMENT REPORT (CERTIFICATION)	Approved by: Technical Manager
Test Report S/N: 1C2311270066-27-R3.BCG	Test Dates: 11/29/2023 - 04/05/2024	EUT Type: Tablet Device	Page 352 of 607



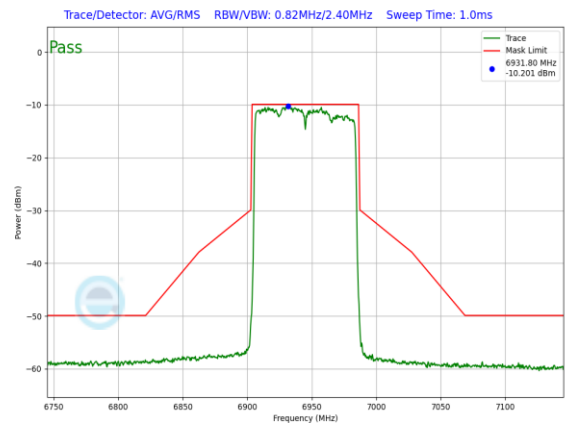
Plot 7-1395. LPI In-Band Emission Plot SDM Primary Antenna 5T (80MHz 802.11ax RU26 (UNII Band 8) – Ch. 199)



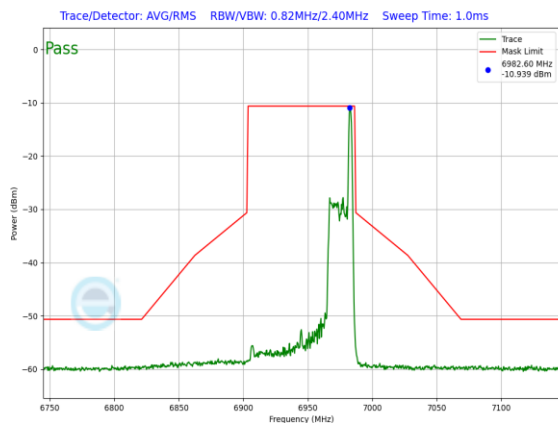
Plot 7-1398. LPI In-Band Emission Plot SDM Primary Antenna 3b (80MHz 802.11ax RU26 (UNII Band 8) – Ch. 199)



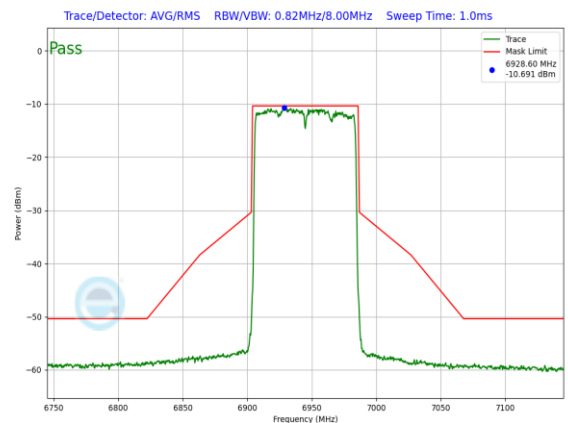
Plot 7-1396. LPI In-Band Emission Plot SDM Primary Antenna 3b (80MHz 802.11ax RU26 (UNII Band 8) – Ch. 199)



Plot 7-1399. LPI In-Band Emission Plot SDM Primary Antenna 5T (80MHz 802.11ax RU996 (UNII Band 8) – Ch. 199)

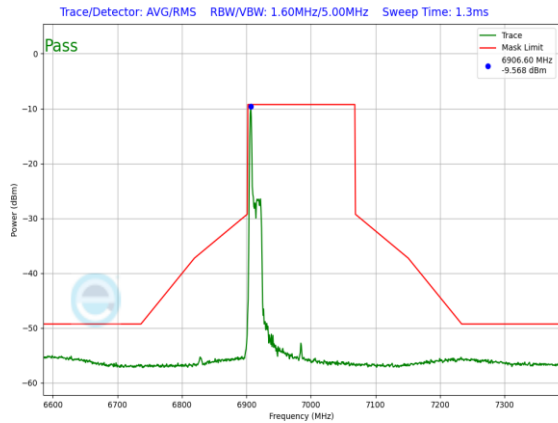


Plot 7-1397. LPI In-Band Emission Plot SDM Primary Antenna 5T (80MHz 802.11ax RU26 (UNII Band 8) – Ch. 199)

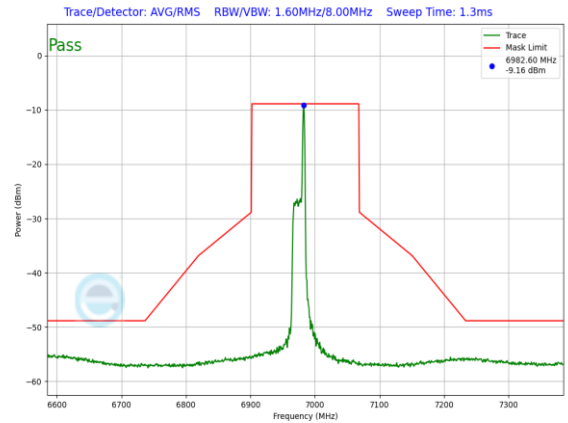


Plot 7-1400. LPI In-Band Emission Plot SDM Primary Antenna 3b (80MHz 802.11ax RU996 (UNII Band 8) – Ch. 199)

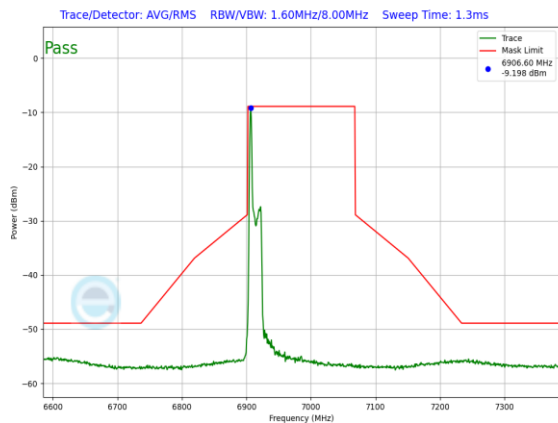
FCC ID: BCGA2899 IC: 579C-A2899		MEASUREMENT REPORT (CERTIFICATION)	Approved by: Technical Manager
Test Report S/N: 1C2311270066-27-R3.BCG	Test Dates: 11/29/2023 - 04/05/2024	EUT Type: Tablet Device	Page 353 of 607



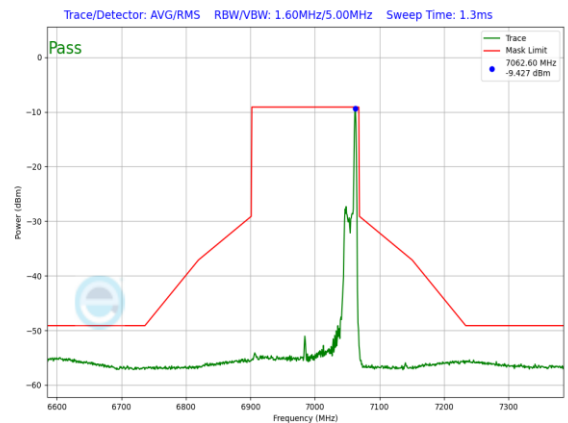
Plot 7-1401. LPI In-Band Emission Plot SDM Primary Antenna 5T (160MHz 802.11ax RU26 (UNII Band 8) – Ch. 207)



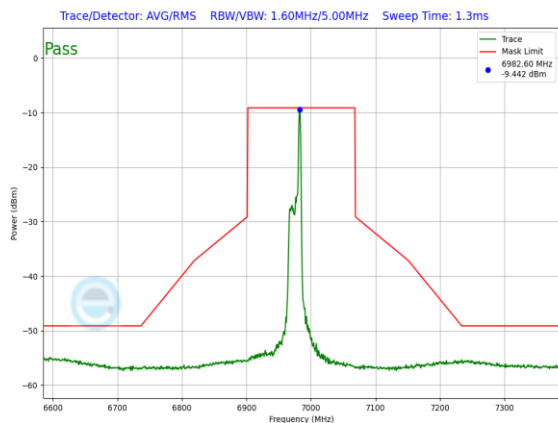
Plot 7-1404. LPI In-Band Emission Plot SDM Primary Antenna 3b (160MHz 802.11ax RU26 (UNII Band 8) – Ch. 207)



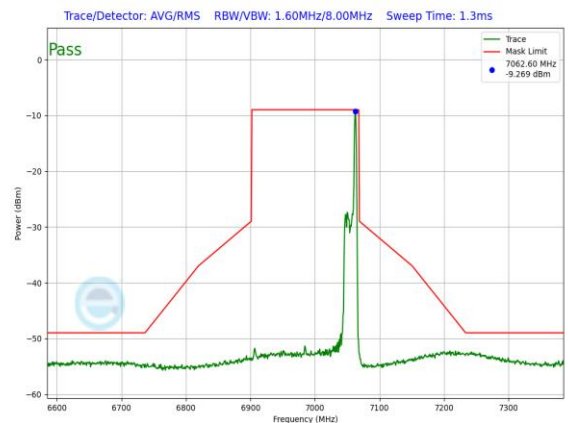
Plot 7-1402. LPI In-Band Emission Plot SDM Primary Antenna 3b (160MHz 802.11ax RU26 (UNII Band 8) – Ch. 207)



Plot 7-1405. LPI In-Band Emission Plot SDM Primary Antenna 5T (160MHz 802.11ax RU26 (UNII Band 8) – Ch. 207)

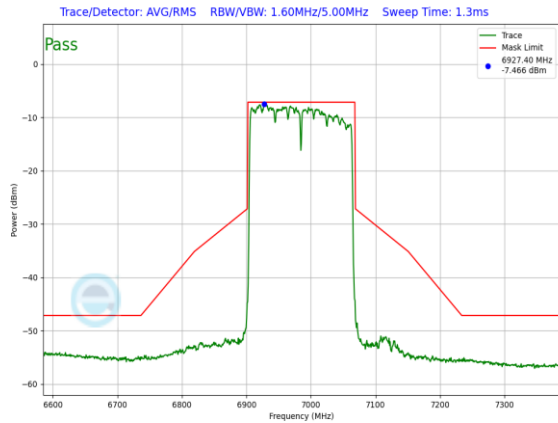


Plot 7-1403. LPI In-Band Emission Plot SDM Primary Antenna 5T (160MHz 802.11ax RU26 (UNII Band 8) – Ch. 207)

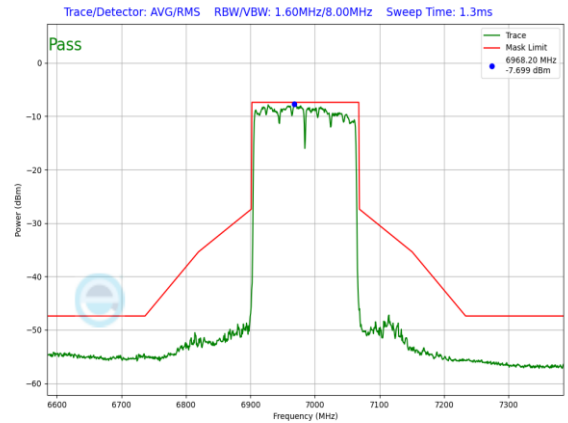


Plot 7-1406. LPI In-Band Emission Plot SDM Primary Antenna 3b (160MHz 802.11ax RU26 (UNII Band 8) – Ch. 207)

FCC ID: BCGA2899 IC: 579C-A2899		MEASUREMENT REPORT (CERTIFICATION)	Approved by: Technical Manager
Test Report S/N: 1C2311270066-27-R3.BCG	Test Dates: 11/29/2023 - 04/05/2024	EUT Type: Tablet Device	Page 354 of 607



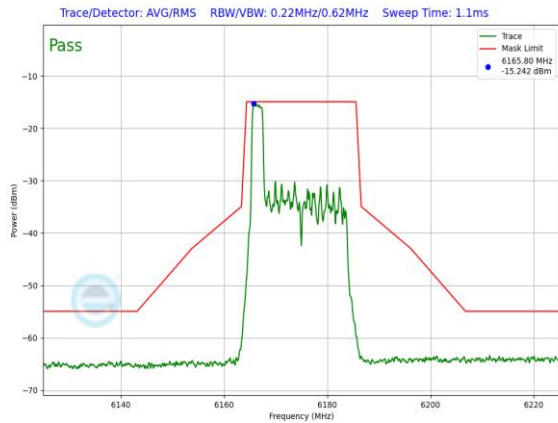
Plot 7-1407. LPI In-Band Emission Plot SDM Primary Antenna 5T (160MHz 802.11ax RU996x2 (UNII Band 8) – Ch. 207)



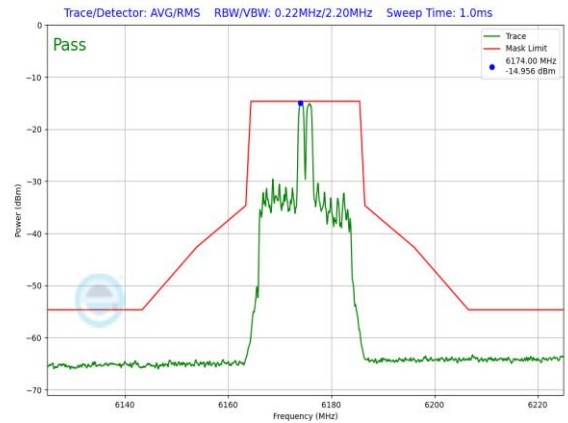
Plot 7-1408. LPI In-Band Emission Plot SDM Primary Antenna 3b (160MHz 802.11ax RU996x2 (UNII Band 8) – Ch. 207)

FCC ID: BCGA2899 IC: 579C-A2899	 MEASUREMENT REPORT (CERTIFICATION)		Approved by: Technical Manager
Test Report S/N: 1C2311270066-27-R3.BCG	Test Dates: 11/29/2023 - 04/05/2024	EUT Type: Tablet Device	Page 355 of 607

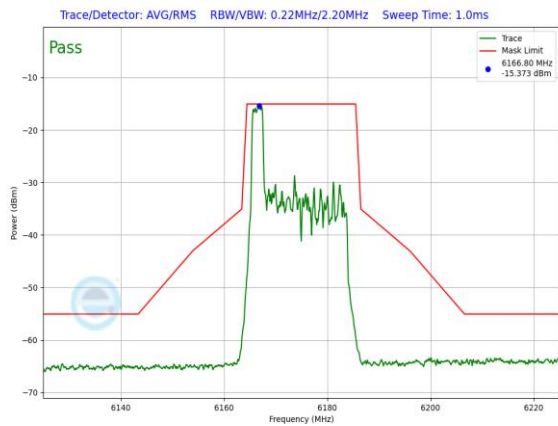
7.5.10 SDM Diversity In-Band Emission Measurements



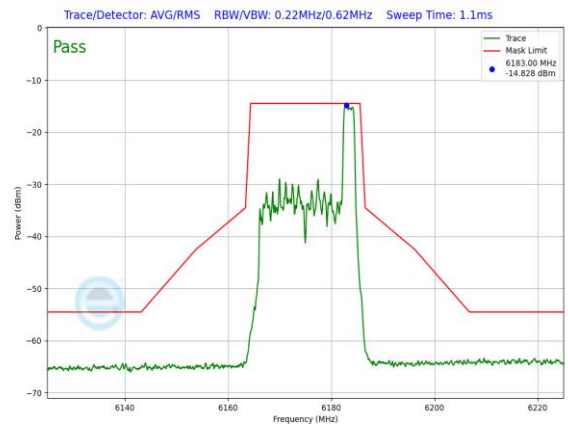
Plot 7-1409. LPI In-Band Emission Plot SDM Diversity Antenna 5T (20MHz 802.11ax RU26 (UNII Band 5) – Ch. 45)



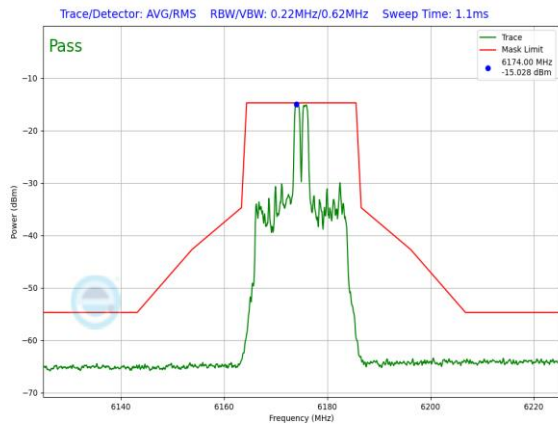
Plot 7-1412. LPI In-Band Emission Plot SDM Diversity Antenna 1b (20MHz 802.11ax RU26 (UNII Band 5) – Ch. 45)



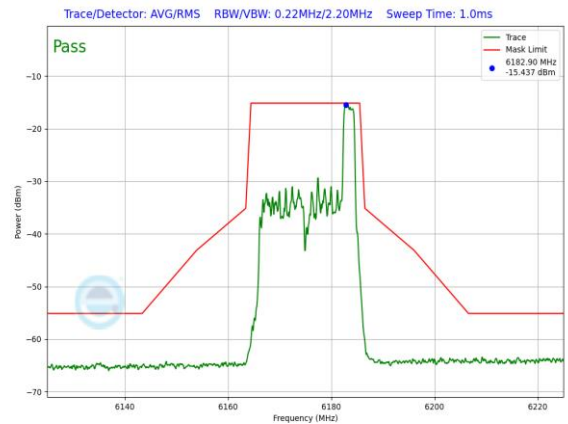
Plot 7-1410. LPI In-Band Emission Plot SDM Diversity Antenna 1b (20MHz 802.11ax RU26 (UNII Band 5) – Ch. 45)



Plot 7-1413. LPI In-Band Emission Plot SDM Diversity Antenna 5T (20MHz 802.11ax RU26 (UNII Band 5) – Ch. 45)

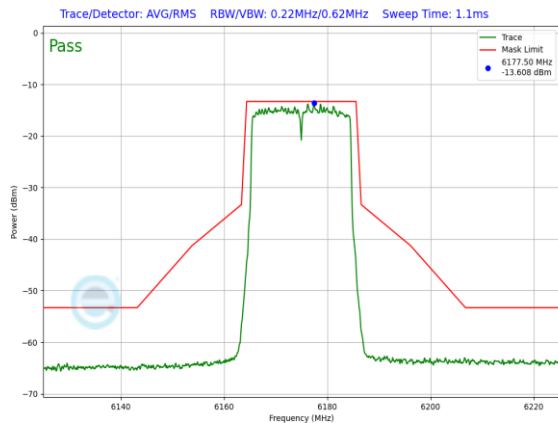


Plot 7-1411. LPI In-Band Emission Plot SDM Diversity Antenna 5T (20MHz 802.11ax RU26 (UNII Band 5) – Ch. 45)

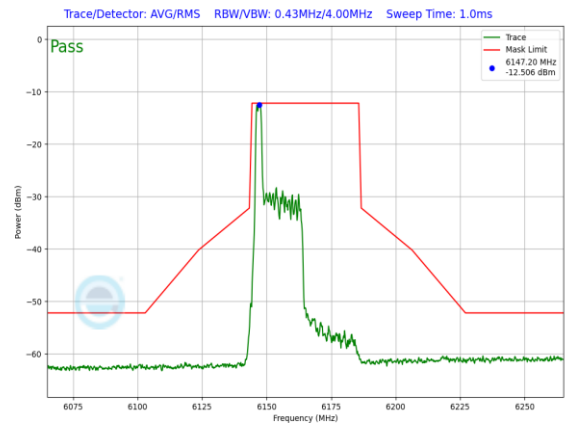


Plot 7-1414. LPI In-Band Emission Plot SDM Diversity Antenna 1b (20MHz 802.11ax RU26 (UNII Band 5) – Ch. 45)

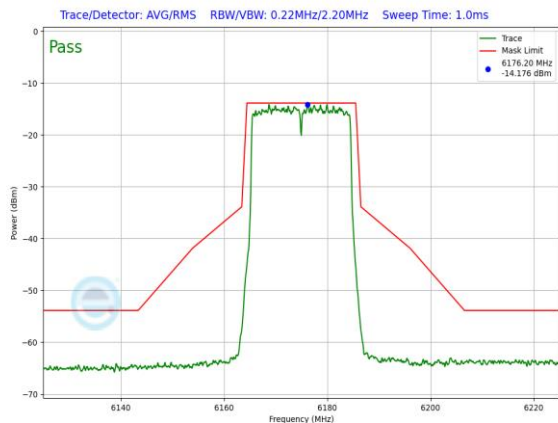
FCC ID: BCGA2899 IC: 579C-A2899		MEASUREMENT REPORT (CERTIFICATION)	Approved by: Technical Manager
Test Report S/N: 1C2311270066-27-R3.BCG	Test Dates: 11/29/2023 - 04/05/2024	EUT Type: Tablet Device	Page 356 of 607



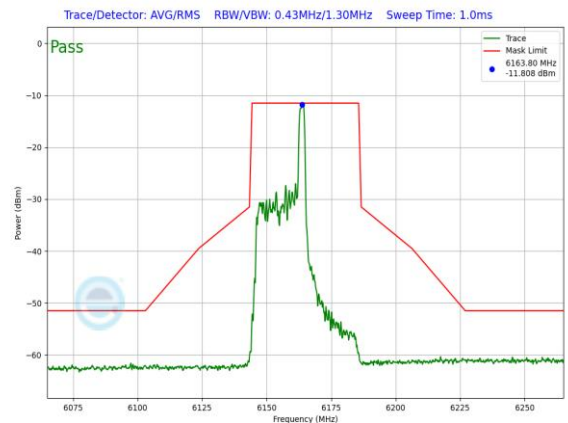
Plot 7-1415. LPI In-Band Emission Plot SDM Diversity Antenna 5T (20MHz 802.11ax RU242 (UNII Band 5) – Ch. 45)



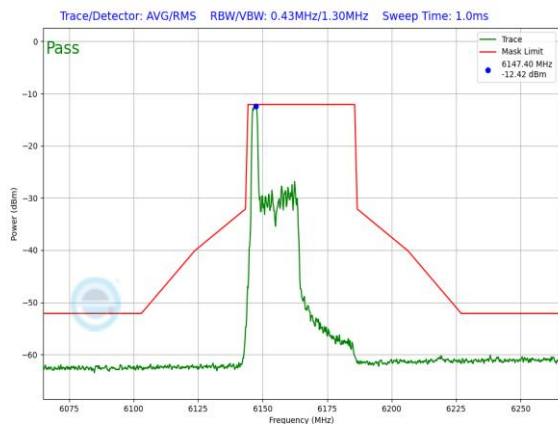
Plot 7-1418. LPI In-Band Emission Plot SDM Diversity Antenna 1b (40MHz 802.11ax RU26 (UNII Band 5) – Ch. 43)



Plot 7-1416. LPI In-Band Emission Plot SDM Diversity Antenna 1b (20MHz 802.11ax RU242 (UNII Band 5) – Ch. 45)



Plot 7-1419. LPI In-Band Emission Plot SDM Diversity Antenna 5T (40MHz 802.11ax RU26 (UNII Band 5) – Ch. 43)

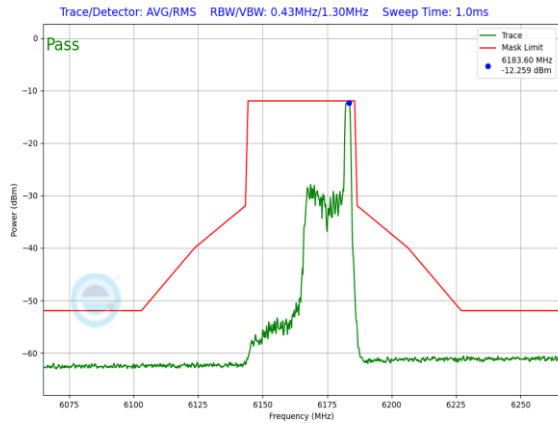


Plot 7-1417. LPI In-Band Emission Plot SDM Diversity Antenna 5T (40MHz 802.11ax RU26 (UNII Band 5) – Ch. 43)

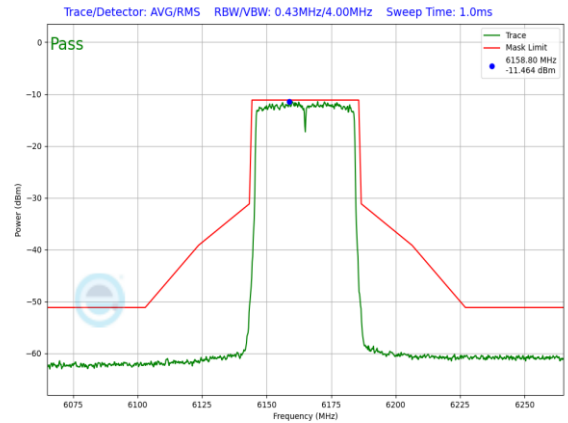


Plot 7-1420. LPI In-Band Emission Plot SDM Diversity Antenna 1b (40MHz 802.11ax RU26 (UNII Band 5) – Ch. 43)

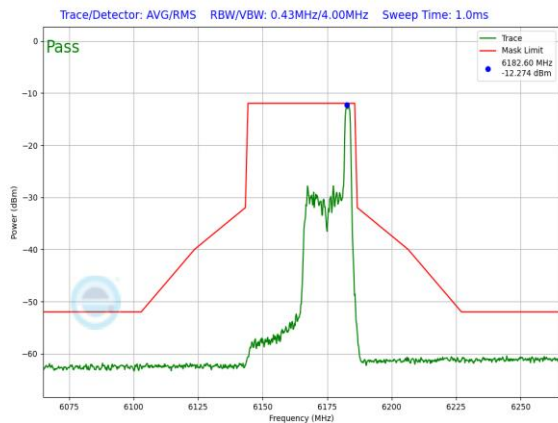
FCC ID: BCGA2899 IC: 579C-A2899		MEASUREMENT REPORT (CERTIFICATION)	Approved by: Technical Manager
Test Report S/N: 1C2311270066-27-R3.BCG	Test Dates: 11/29/2023 - 04/05/2024	EUT Type: Tablet Device	Page 357 of 607



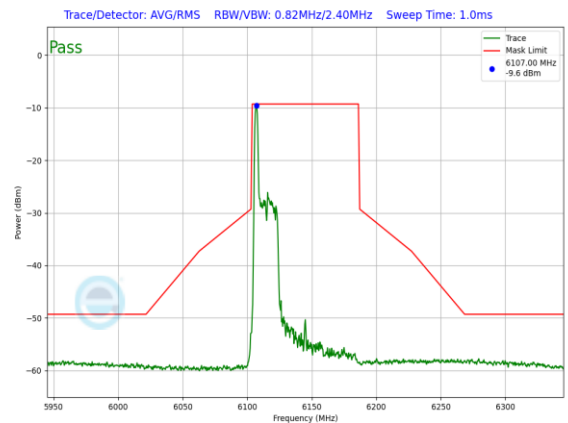
Plot 7-1421. LPI In-Band Emission Plot SDM Diversity Antenna 5T (40MHz 802.11ax RU26 (UNII Band 5) – Ch. 43)



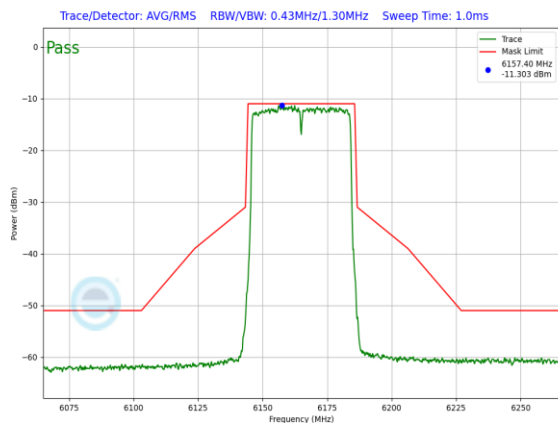
Plot 7-1424. LPI In-Band Emission Plot SDM Diversity Antenna 1b (40MHz 802.11ax RU484 (UNII Band 5) – Ch. 43)



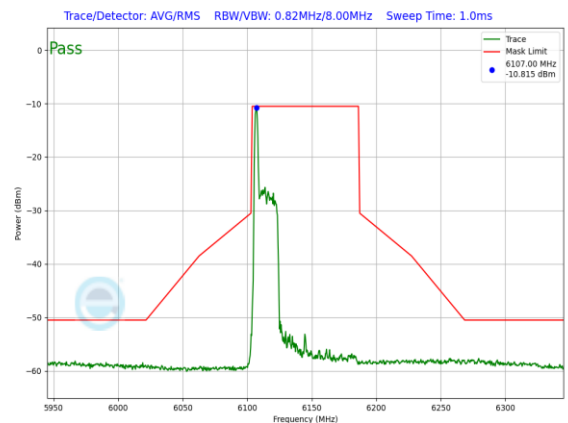
Plot 7-1422. LPI In-Band Emission Plot SDM Diversity Antenna 1b (40MHz 802.11ax RU26 (UNII Band 5) – Ch. 43)



Plot 7-1425. LPI In-Band Emission Plot SDM Diversity Antenna 5T (80MHz 802.11ax RU26 (UNII Band 5) – Ch. 39)

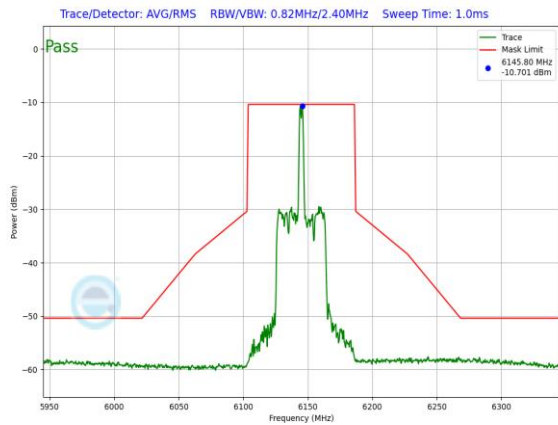


Plot 7-1423. LPI In-Band Emission Plot SDM Diversity Antenna 5T (40MHz 802.11ax RU484 (UNII Band 5) – Ch. 43)

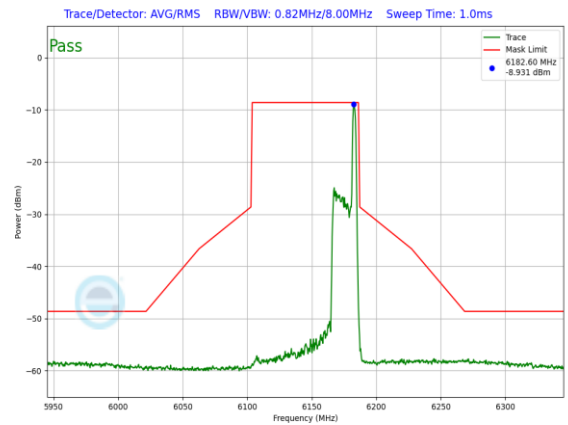


Plot 7-1426. LPI In-Band Emission Plot SDM Diversity Antenna 1b (80MHz 802.11ax RU26 (UNII Band 5) – Ch. 39)

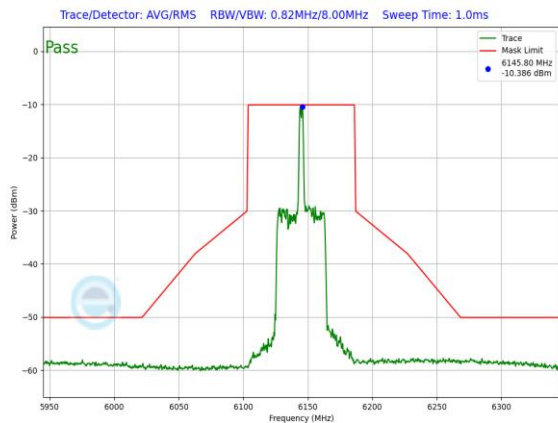
FCC ID: BCGA2899 IC: 579C-A2899		MEASUREMENT REPORT (CERTIFICATION)	Approved by: Technical Manager
Test Report S/N: 1C2311270066-27-R3.BCG	Test Dates: 11/29/2023 - 04/05/2024	EUT Type: Tablet Device	Page 358 of 607



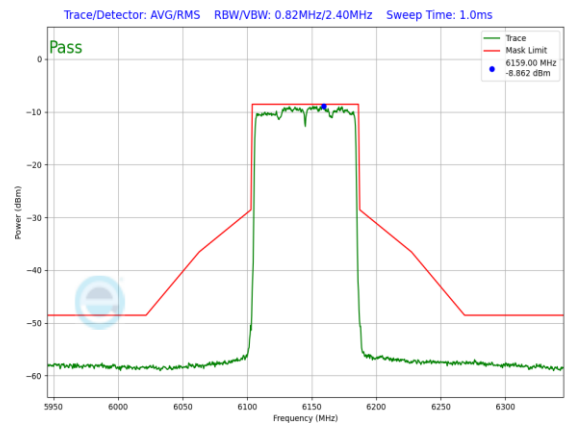
Plot 7-1427. LPI In-Band Emission Plot SDM Diversity Antenna 5T (80MHz 802.11ax RU26 (UNII Band 5) – Ch. 39)



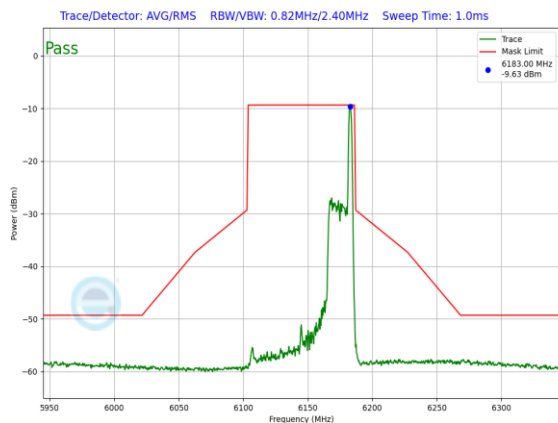
Plot 7-1430. LPI In-Band Emission Plot SDM Diversity Antenna 1b (80MHz 802.11ax RU26 (UNII Band 5) – Ch. 39)



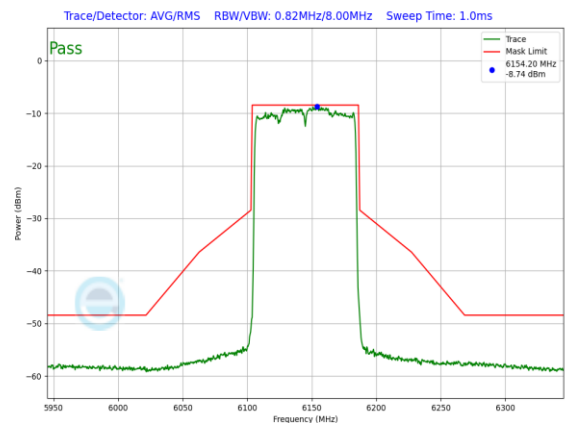
Plot 7-1428. LPI In-Band Emission Plot SDM Diversity Antenna 1b (80MHz 802.11ax RU26 (UNII Band 5) – Ch. 39)



Plot 7-1431. LPI In-Band Emission Plot SDM Diversity Antenna 5T (80MHz 802.11ax RU996 (UNII Band 5) – Ch. 39)

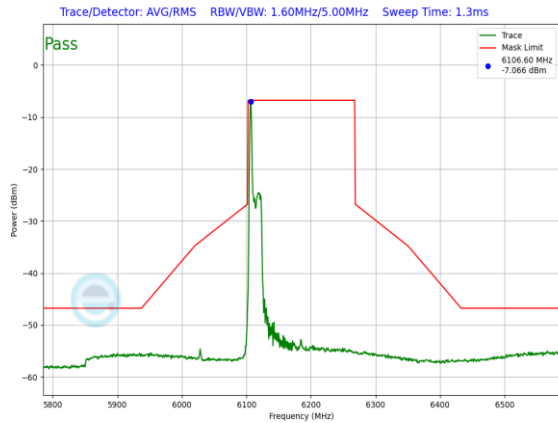


Plot 7-1429. LPI In-Band Emission Plot SDM Diversity Antenna 5T (80MHz 802.11ax RU26 (UNII Band 5) – Ch. 39)

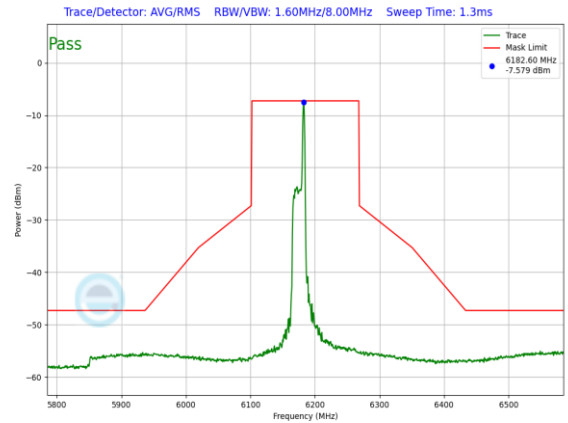


Plot 7-1432. LPI In-Band Emission Plot SDM Diversity Antenna 1b (80MHz 802.11ax RU996 (UNII Band 5) – Ch. 39)

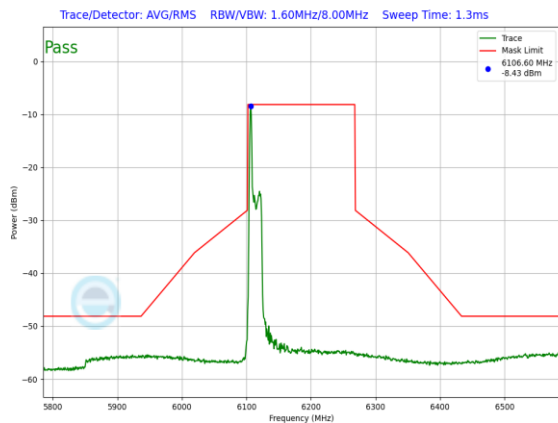
<p>FCC ID: BCGA2899 IC: 579C-A2899</p>		<p>MEASUREMENT REPORT (CERTIFICATION)</p>	<p>Approved by: Technical Manager</p>
<p>Test Report S/N: 1C2311270066-27-R3.BCG</p>	<p>Test Dates: 11/29/2023 - 04/05/2024</p>	<p>EUT Type: Tablet Device</p>	<p>Page 359 of 607</p>



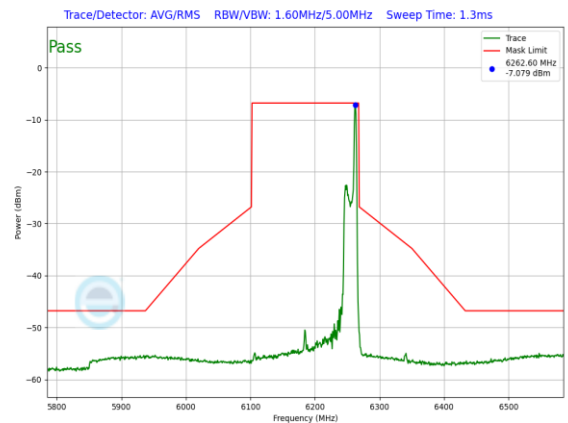
Plot 7-1433. LPI In-Band Emission Plot SDM Diversity Antenna 5T (160MHz 802.11ax RU26 (UNII Band 5) – Ch. 47)



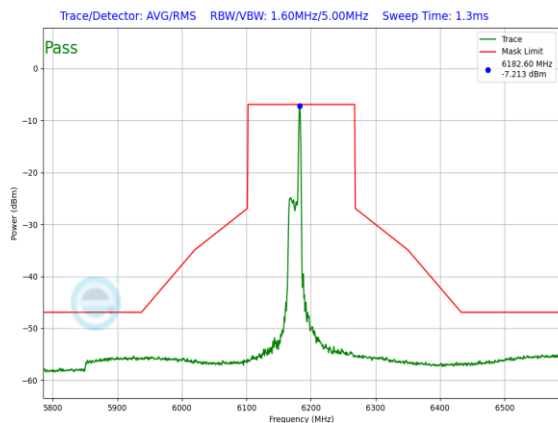
Plot 7-1436. LPI In-Band Emission Plot SDM Diversity Antenna 1b (160MHz 802.11ax RU26 (UNII Band 5) – Ch. 47)



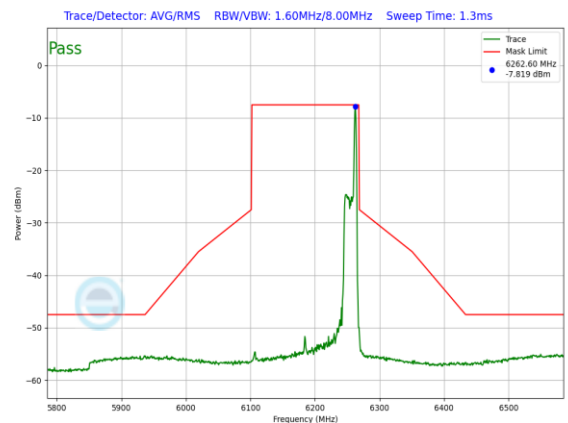
Plot 7-1434. LPI In-Band Emission Plot SDM Diversity Antenna 1b (160MHz 802.11ax RU26 (UNII Band 5) – Ch. 47)



Plot 7-1437. LPI In-Band Emission Plot SDM Diversity Antenna 5T (160MHz 802.11ax RU26 (UNII Band 5) – Ch. 47)

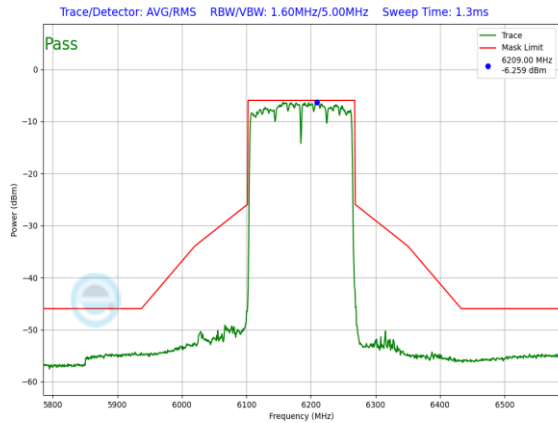


Plot 7-1435. LPI In-Band Emission Plot SDM Diversity Antenna 5T (160MHz 802.11ax RU26 (UNII Band 5) – Ch. 47)

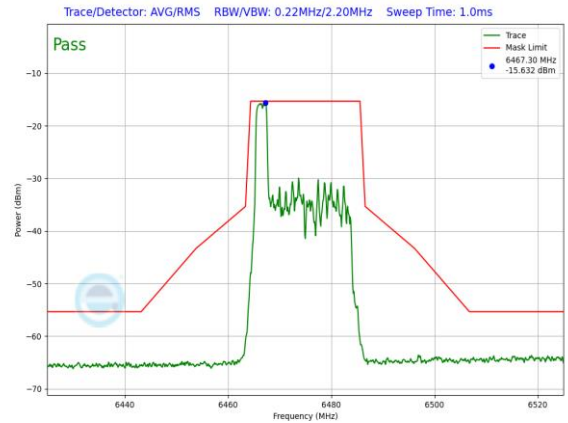


Plot 7-1438. LPI In-Band Emission Plot SDM Diversity Antenna 1b (160MHz 802.11ax RU26 (UNII Band 5) – Ch. 47)

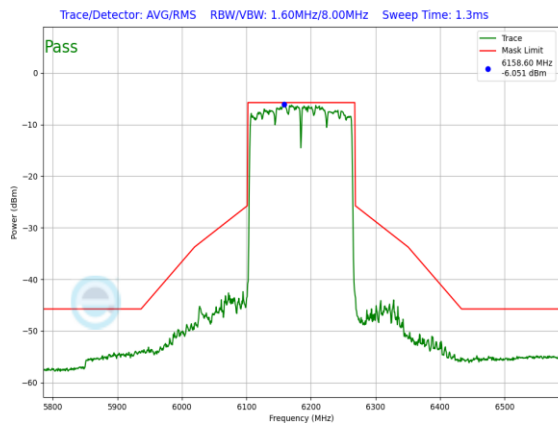
FCC ID: BCGA2899 IC: 579C-A2899		MEASUREMENT REPORT (CERTIFICATION)	Approved by: Technical Manager
Test Report S/N: 1C2311270066-27-R3.BCG	Test Dates: 11/29/2023 - 04/05/2024	EUT Type: Tablet Device	Page 360 of 607



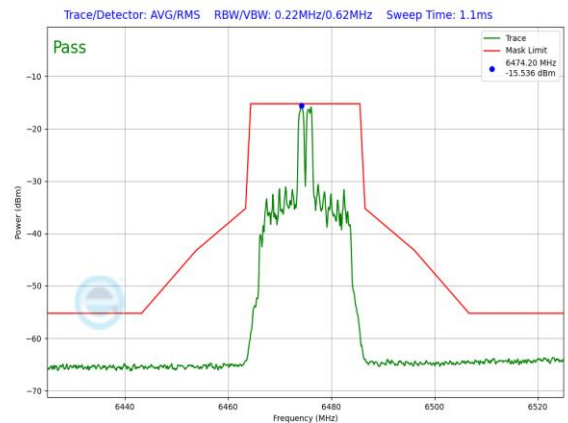
Plot 7-1439. LPI In-Band Emission Plot SDM Diversity Antenna 5T (160MHz 802.11ax RU996x2 (UNII Band 5) – Ch. 47)



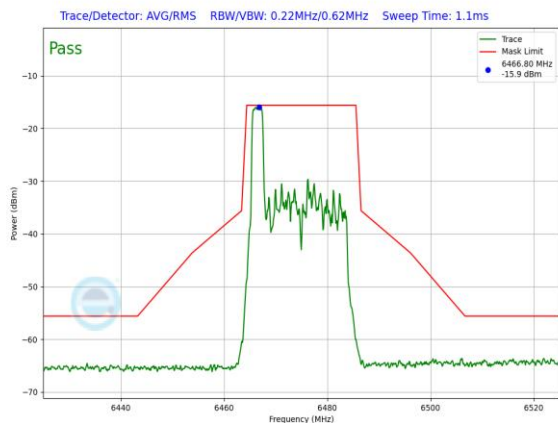
Plot 7-1442. LPI In-Band Emission Plot SDM Diversity Antenna 1b (20MHz 802.11ax RU26 (UNII Band 6) – Ch. 105)



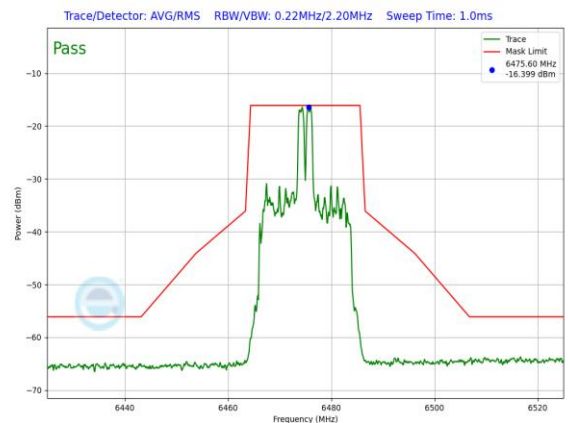
Plot 7-1440. LPI In-Band Emission Plot SDM Diversity Antenna 1b (160MHz 802.11ax RU996x2 (UNII Band 5) – Ch. 47)



Plot 7-1443. LPI In-Band Emission Plot SDM Diversity Antenna 5T (20MHz 802.11ax RU26 (UNII Band 6) – Ch. 105)

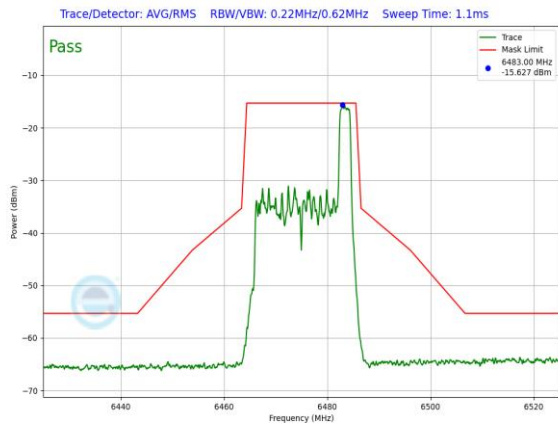


Plot 7-1441. LPI In-Band Emission Plot SDM Diversity Antenna 5T (20MHz 802.11ax RU26 (UNII Band 6) – Ch. 105)

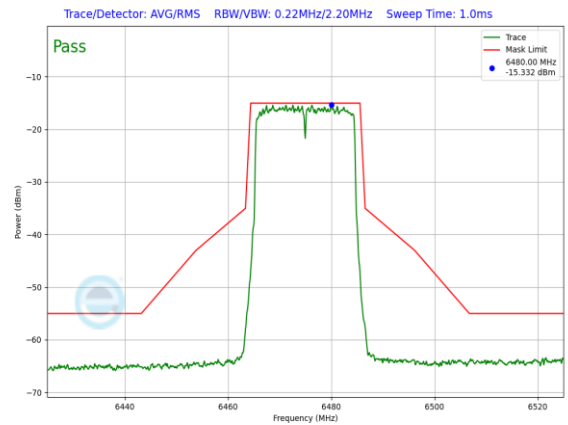


Plot 7-1444. LPI In-Band Emission Plot SDM Diversity Antenna 1b (20MHz 802.11ax RU26 (UNII Band 6) – Ch. 105)

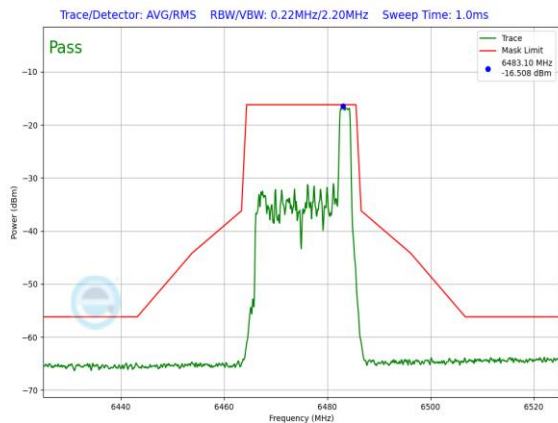
FCC ID: BCGA2899 IC: 579C-A2899		MEASUREMENT REPORT (CERTIFICATION)	Approved by: Technical Manager
Test Report S/N: 1C2311270066-27-R3.BCG	Test Dates: 11/29/2023 - 04/05/2024	EUT Type: Tablet Device	Page 361 of 607



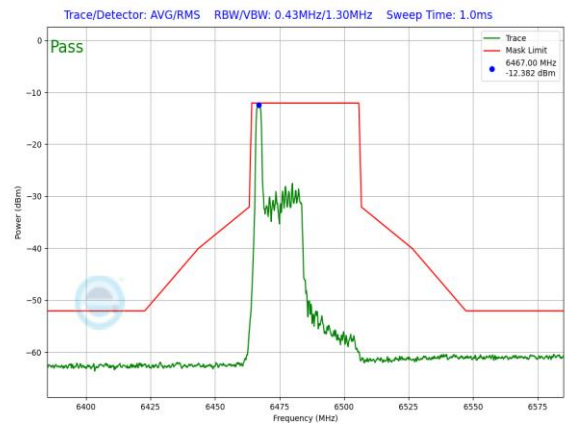
Plot 7-1445. LPI In-Band Emission Plot SDM Diversity Antenna 5T (20MHz 802.11ax RU26 (UNII Band 6) – Ch. 105)



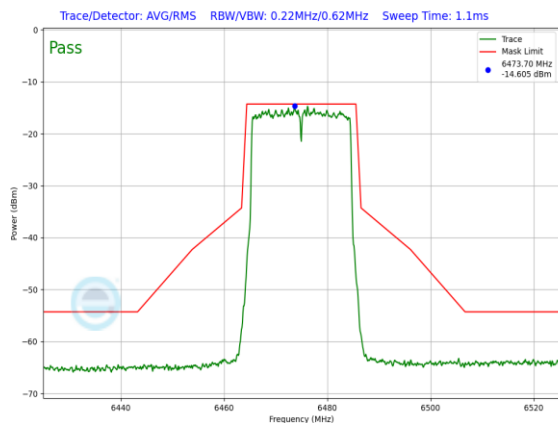
Plot 7-1448. LPI In-Band Emission Plot SDM Diversity Antenna 1b (20MHz 802.11ax RU242 (UNII Band 6) – Ch. 105)



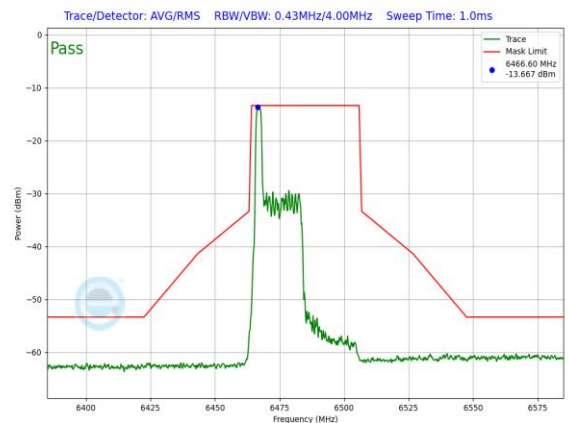
Plot 7-1446. LPI In-Band Emission Plot SDM Diversity Antenna 1b (20MHz 802.11ax RU26 (UNII Band 6) – Ch. 105)



Plot 7-1449. LPI In-Band Emission Plot SDM Diversity Antenna 5T (40MHz 802.11ax RU26 (UNII Band 6) – Ch. 107)

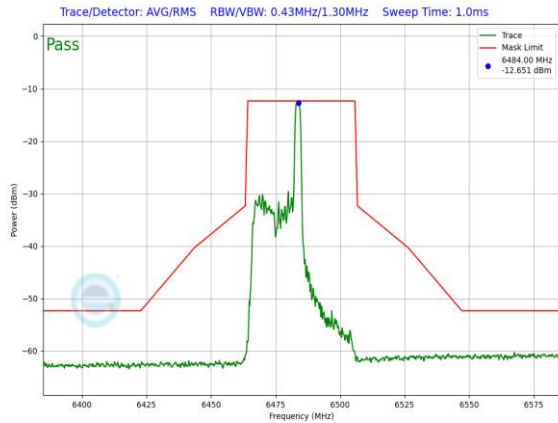


Plot 7-1447. LPI In-Band Emission Plot SDM Diversity Antenna 5T (20MHz 802.11ax RU242 (UNII Band 6) – Ch. 105)

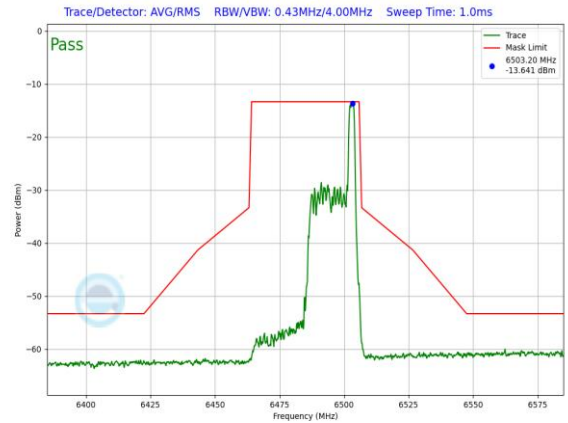


Plot 7-1450. LPI In-Band Emission Plot SDM Diversity Antenna 1b (40MHz 802.11ax RU26 (UNII Band 6) – Ch. 107)

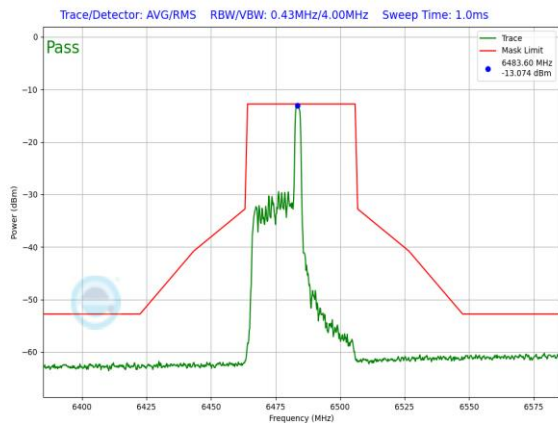
FCC ID: BCGA2899 IC: 579C-A2899		MEASUREMENT REPORT (CERTIFICATION)	Approved by: Technical Manager
Test Report S/N: 1C2311270066-27-R3.BCG	Test Dates: 11/29/2023 - 04/05/2024	EUT Type: Tablet Device	Page 362 of 607



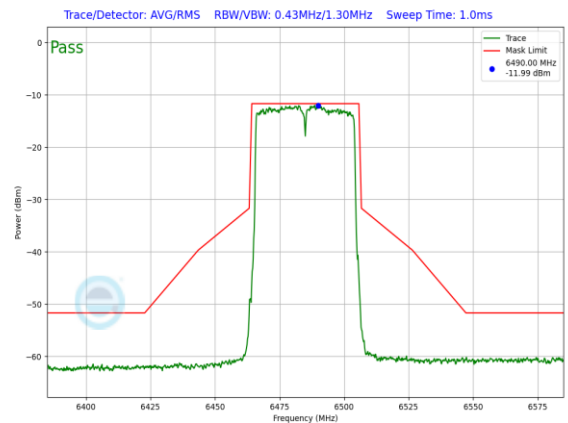
Plot 7-1451. LPI In-Band Emission Plot SDM Diversity Antenna 5T (40MHz 802.11ax RU26 (UNII Band 6) – Ch. 107)



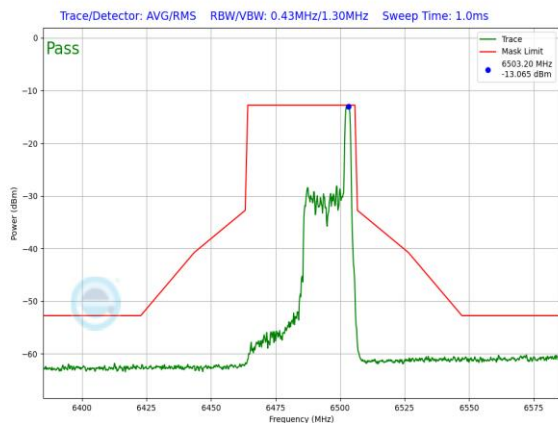
Plot 7-1454. LPI In-Band Emission Plot SDM Diversity Antenna 1b (40MHz 802.11ax RU26 (UNII Band 6) – Ch. 107)



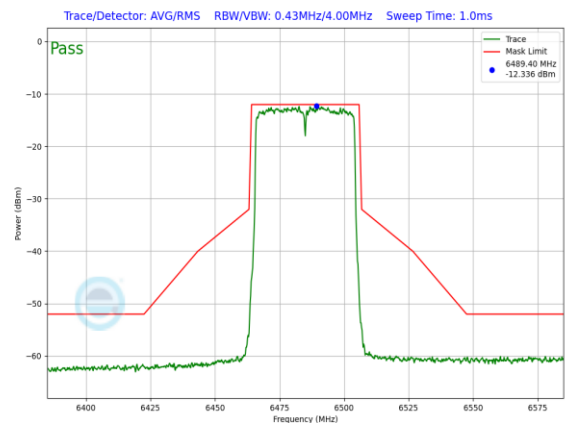
Plot 7-1452. LPI In-Band Emission Plot SDM Diversity Antenna 1b (40MHz 802.11ax RU26 (UNII Band 6) – Ch. 107)



Plot 7-1455. LPI In-Band Emission Plot SDM Diversity Antenna 5T (40MHz 802.11ax RU484 (UNII Band 6) – Ch. 107)

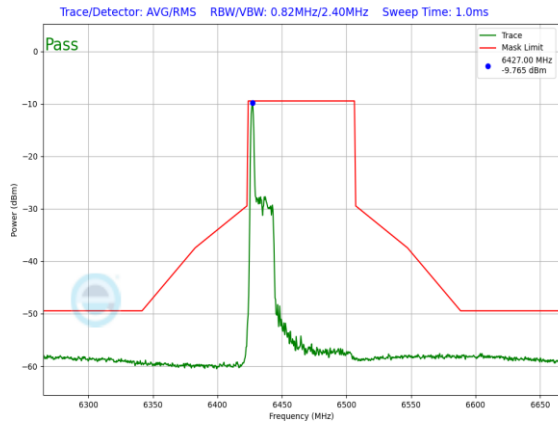


Plot 7-1453. LPI In-Band Emission Plot SDM Diversity Antenna 5T (40MHz 802.11ax RU26 (UNII Band 6) – Ch. 107)

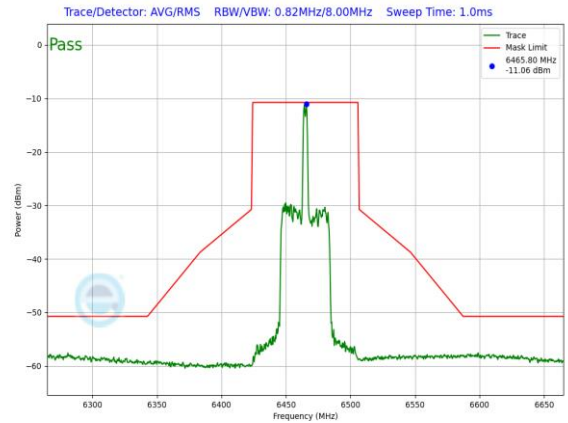


Plot 7-1456. LPI In-Band Emission Plot SDM Diversity Antenna 1b (40MHz 802.11ax RU484 (UNII Band 6) – Ch. 107)

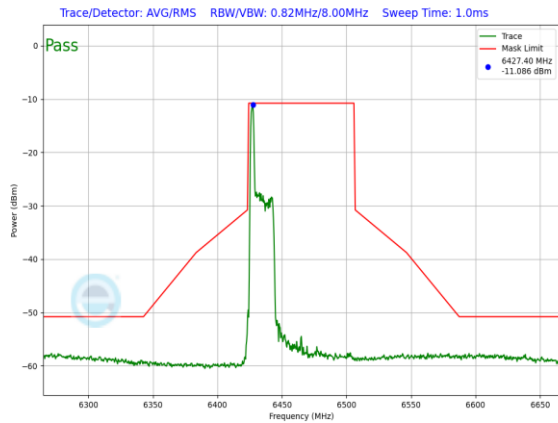
FCC ID: BCGA2899 IC: 579C-A2899		MEASUREMENT REPORT (CERTIFICATION)	Approved by: Technical Manager
Test Report S/N: 1C2311270066-27-R3.BCG	Test Dates: 11/29/2023 - 04/05/2024	EUT Type: Tablet Device	Page 363 of 607



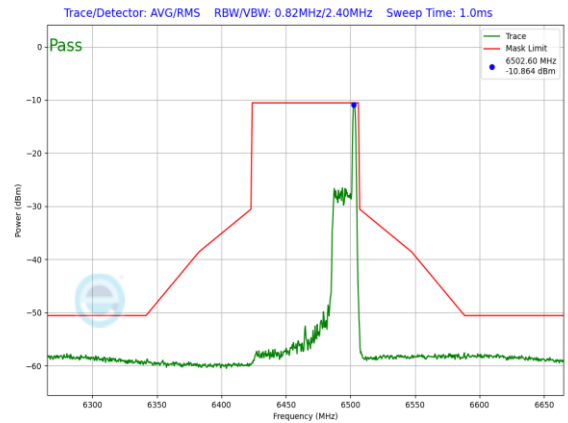
Plot 7-1457. LPI In-Band Emission Plot SDM Diversity Antenna 5T (80MHz 802.11ax RU26 (UNII Band 6) – Ch. 103)



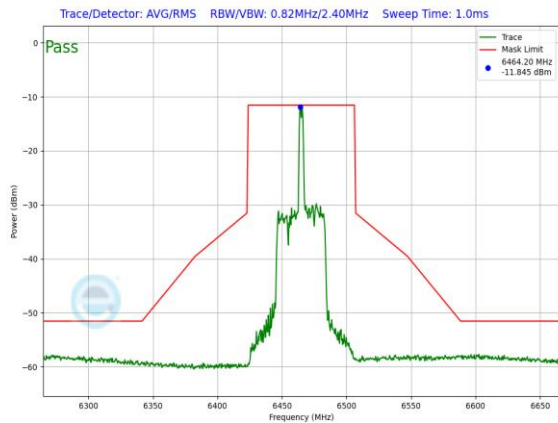
Plot 7-1460. LPI In-Band Emission Plot SDM Diversity Antenna 1b (80MHz 802.11ax RU26 (UNII Band 6) – Ch. 103)



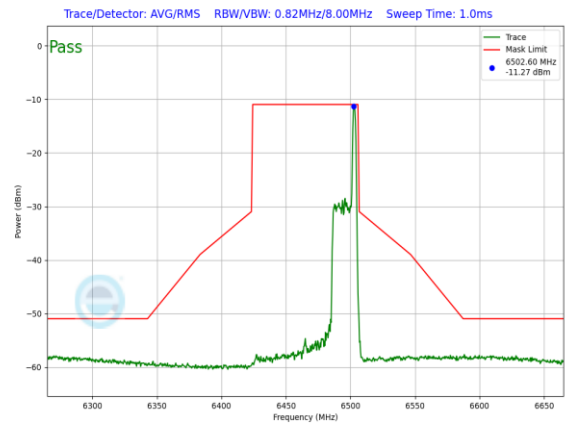
Plot 7-1458. LPI In-Band Emission Plot SDM Diversity Antenna 1b (80MHz 802.11ax RU26 (UNII Band 6) – Ch. 103)



Plot 7-1461. LPI In-Band Emission Plot SDM Diversity Antenna 5T (80MHz 802.11ax RU26 (UNII Band 6) – Ch. 103)

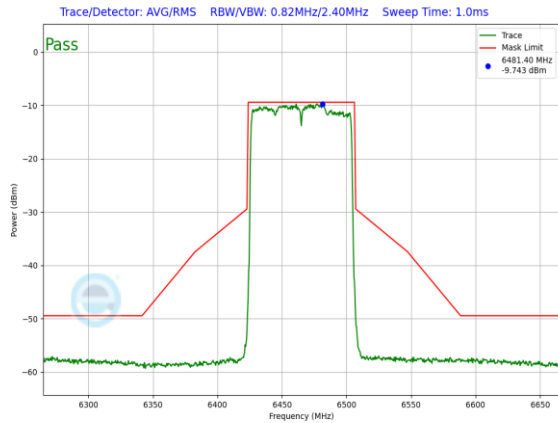


Plot 7-1459. LPI In-Band Emission Plot SDM Diversity Antenna 5T (80MHz 802.11ax RU26 (UNII Band 6) – Ch. 103)

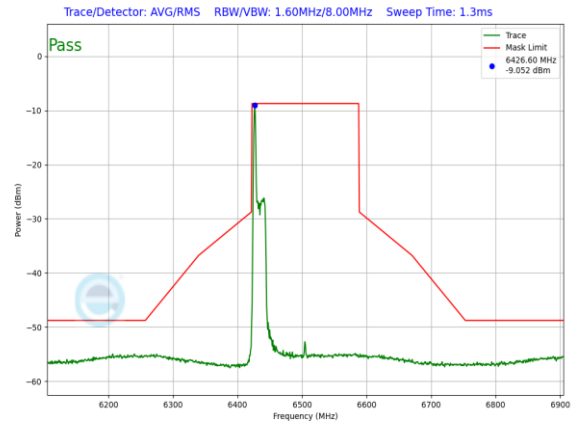


Plot 7-1462. LPI In-Band Emission Plot SDM Diversity Antenna 1b (80MHz 802.11ax RU26 (UNII Band 6) – Ch. 103)

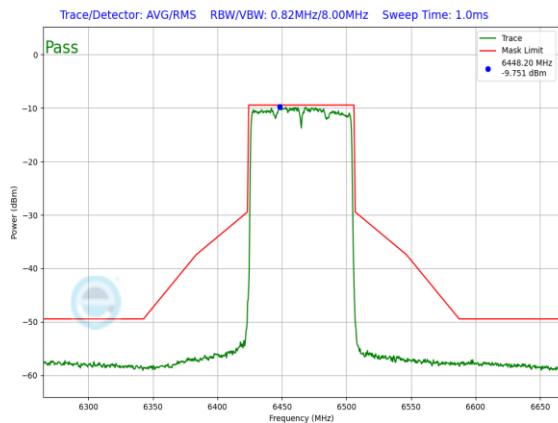
FCC ID: BCGA2899 IC: 579C-A2899		MEASUREMENT REPORT (CERTIFICATION)	Approved by: Technical Manager
Test Report S/N: 1C2311270066-27-R3.BCG	Test Dates: 11/29/2023 - 04/05/2024	EUT Type: Tablet Device	Page 364 of 607



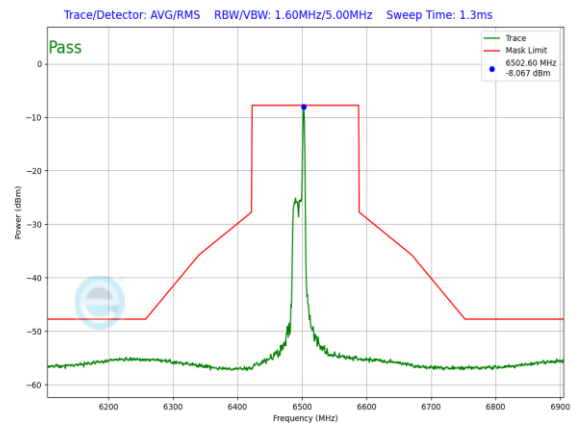
Plot 7-1463. LPI In-Band Emission Plot SDM Diversity Antenna 5T (80MHz 802.11ax RU996 (UNII Band 6) – Ch. 103)



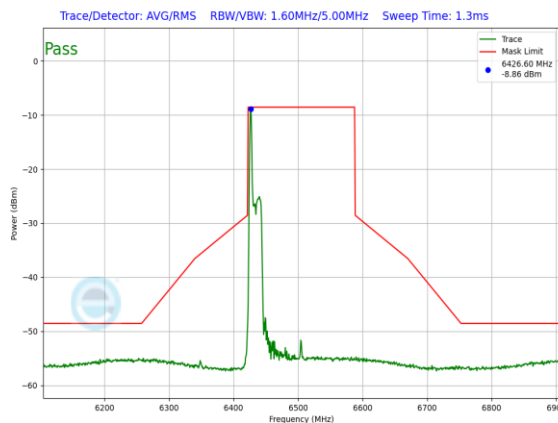
Plot 7-1466. LPI In-Band Emission Plot SDM Diversity Antenna 1b (160MHz 802.11ax RU26 (UNII Band 6) – Ch. 111)



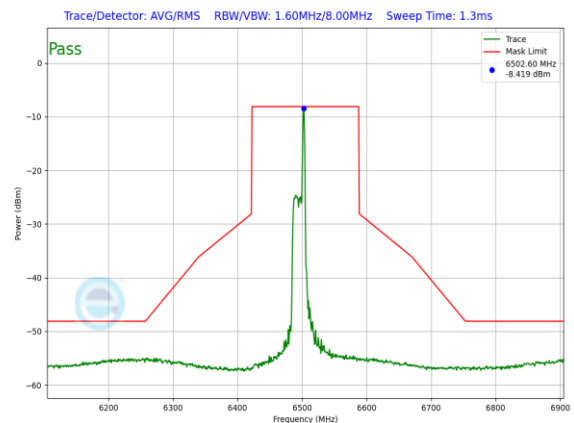
Plot 7-1464. LPI In-Band Emission Plot SDM Diversity Antenna 1b (80MHz 802.11ax RU996 (UNII Band 6) – Ch. 103)



Plot 7-1467. LPI In-Band Emission Plot SDM Diversity Antenna 5T (160MHz 802.11ax RU26 (UNII Band 6) – Ch. 111)



Plot 7-1465. LPI In-Band Emission Plot SDM Diversity Antenna 5T (160MHz 802.11ax RU26 (UNII Band 6) – Ch. 111)



Plot 7-1468. LPI In-Band Emission Plot SDM Diversity Antenna 1b (160MHz 802.11ax RU26 (UNII Band 6) – Ch. 111)

FCC ID: BCGA2899 IC: 579C-A2899		MEASUREMENT REPORT (CERTIFICATION)	Approved by: Technical Manager
Test Report S/N: 1C2311270066-27-R3.BCG	Test Dates: 11/29/2023 - 04/05/2024	EUT Type: Tablet Device	Page 365 of 607