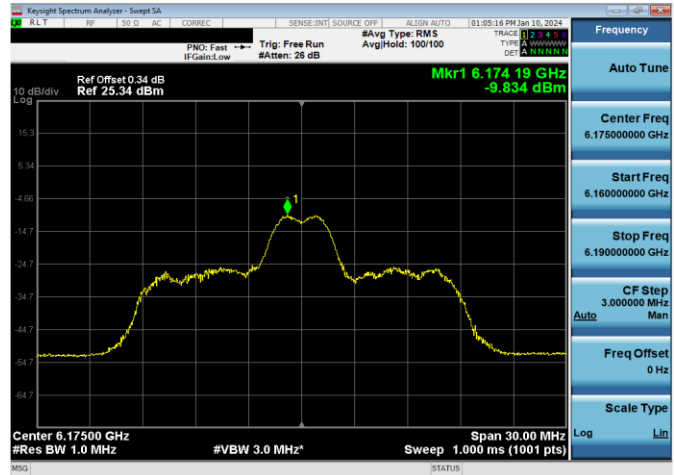
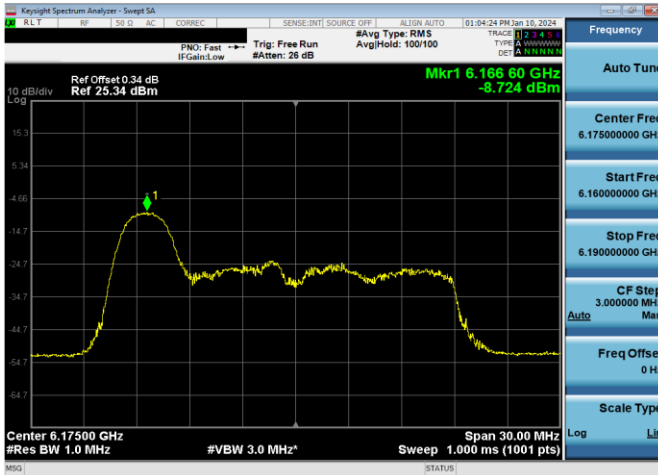


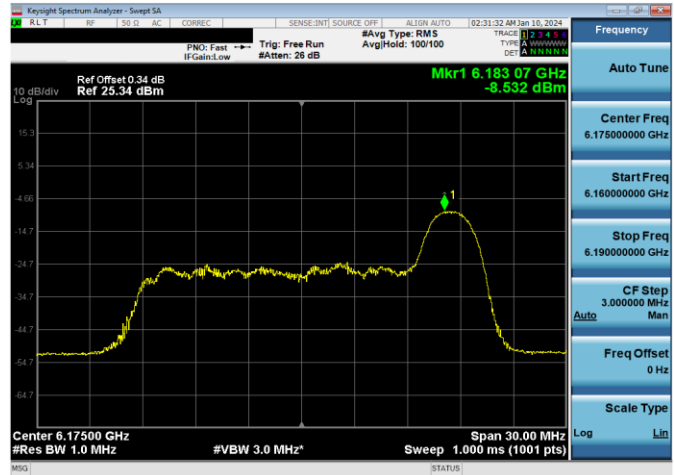
Plot 7-609. LPI Power Spectral Density Plot SDM Primary Antenna 5T (20MHz 802.11ax RU26 (UNII Band 5) – Ch. 45)



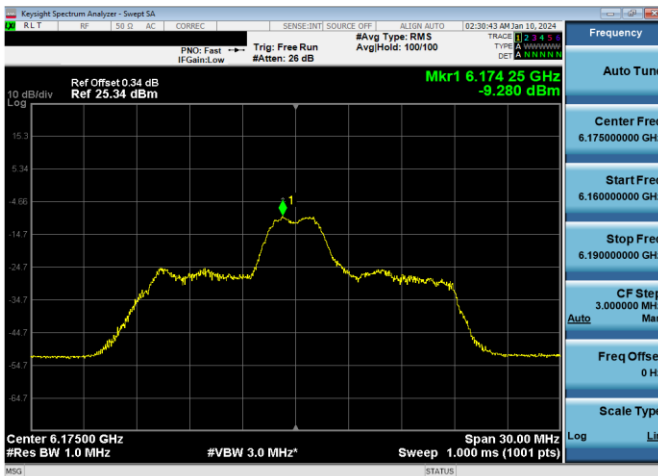
Plot 7-612. LPI Power Spectral Density Plot SDM Primary Antenna 3b (20MHz 802.11ax RU26 (UNII Band 5) – Ch. 45)



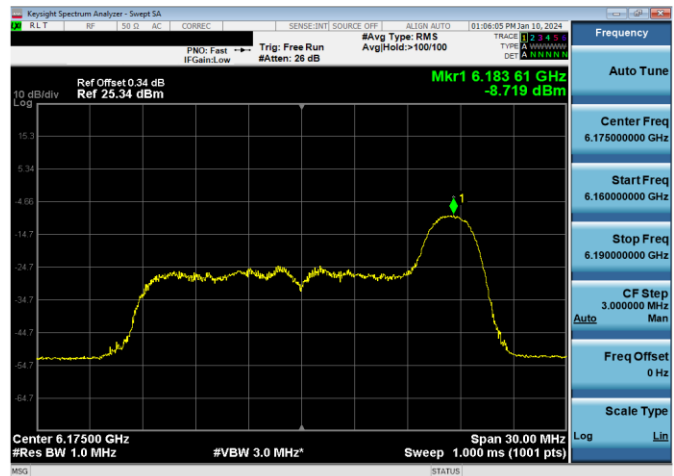
Plot 7-610. LPI Power Spectral Density Plot SDM Primary Antenna 3b (20MHz 802.11ax RU26 (UNII Band 5) – Ch. 45)



Plot 7-613. LPI Power Spectral Density Plot SDM Primary Antenna 5T (20MHz 802.11ax RU26 (UNII Band 5) – Ch. 45)

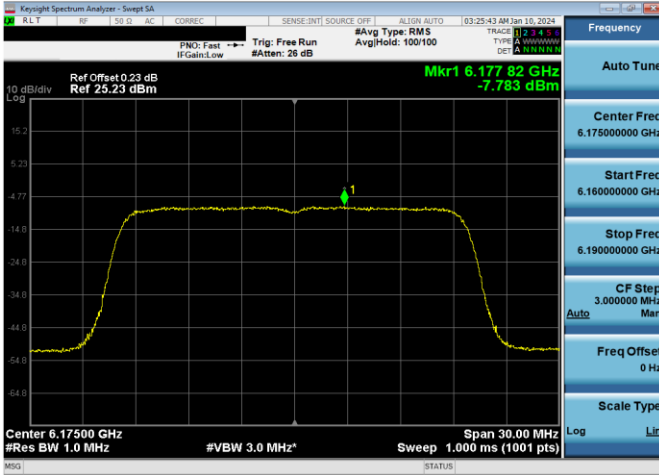


Plot 7-611. LPI Power Spectral Density Plot SDM Primary Antenna 5T (20MHz 802.11ax RU26 (UNII Band 5) – Ch. 45)

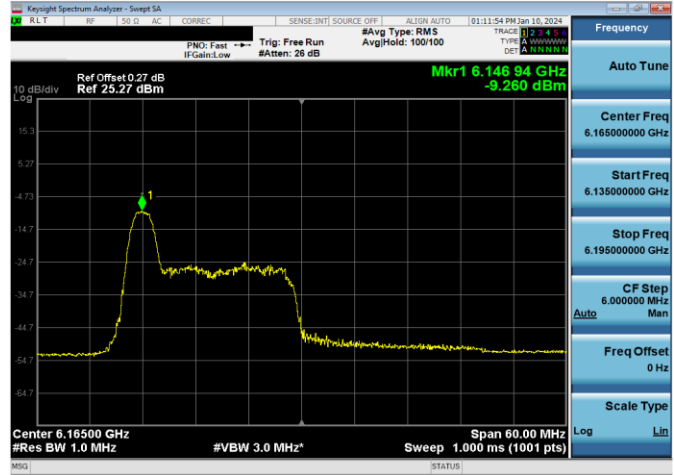


Plot 7-614. LPI Power Spectral Density Plot SDM Primary Antenna 3b (20MHz 802.11ax RU26 (UNII Band 5) – Ch. 45)

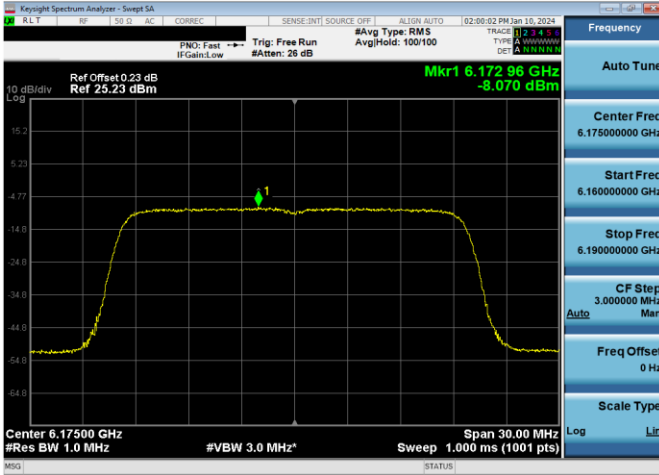
FCC ID: BCGA2899 IC: 579C-A2899		MEASUREMENT REPORT (CERTIFICATION)	Approved by: Technical Manager
Test Report S/N: 1C2311270066-27-R3.BCG	Test Dates: 11/29/2023 - 04/05/2024	EUT Type: Tablet Device	Page 211 of 607



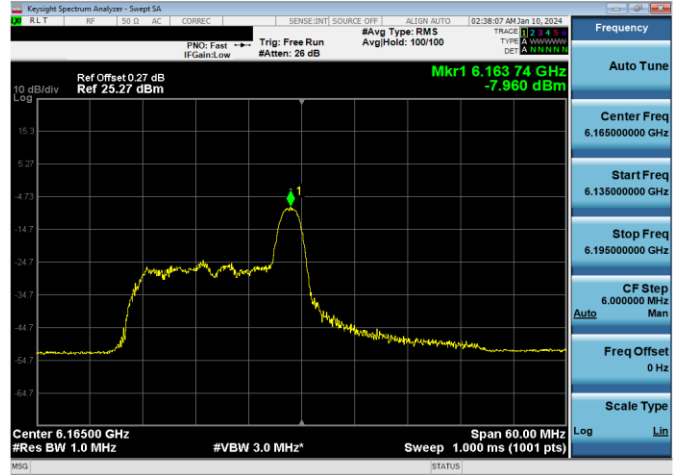
Plot 7-615. LPI Power Spectral Density Plot SDM Primary Antenna 5T (20MHz 802.11ax RU242 (UNII Band 5) – Ch. 45)



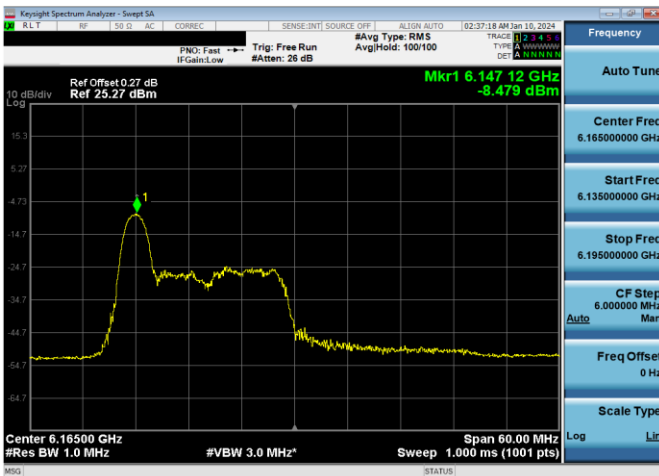
Plot 7-618. LPI Power Spectral Density Plot SDM Primary Antenna 3b (40MHz 802.11ax RU26 (UNII Band 5) – Ch. 43)



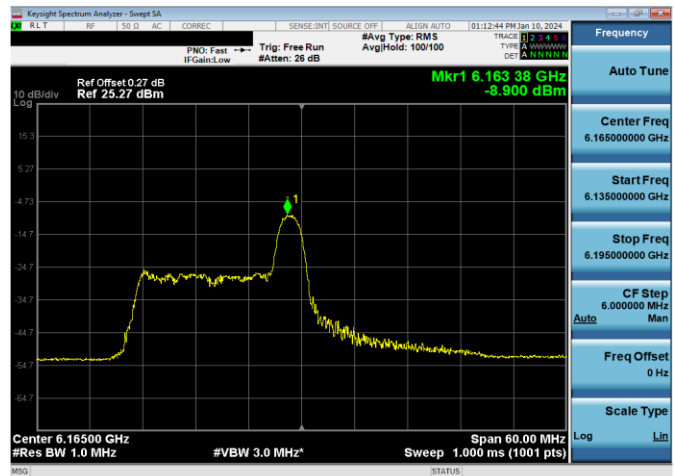
Plot 7-616. LPI Power Spectral Density Plot SDM Primary Antenna 3b (20MHz 802.11ax RU242 (UNII Band 5) – Ch. 45)



Plot 7-619. LPI Power Spectral Density Plot SDM Primary Antenna 5T (40MHz 802.11ax RU26 (UNII Band 5) – Ch. 43)

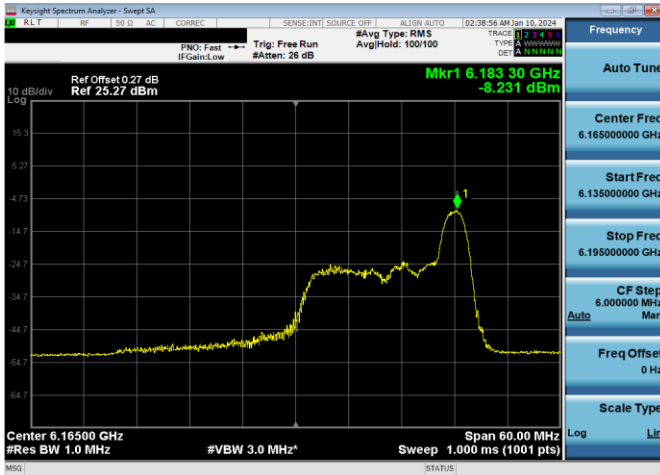


Plot 7-617. LPI Power Spectral Density Plot SDM Primary Antenna 5T (40MHz 802.11ax RU26 (UNII Band 5) – Ch. 43)

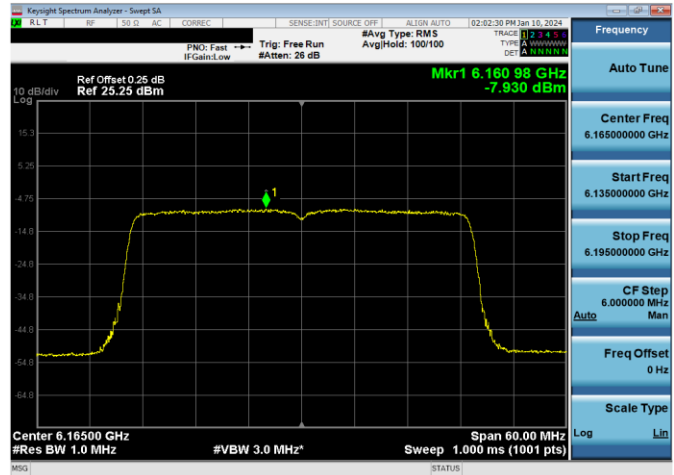


Plot 7-620. LPI Power Spectral Density Plot SDM Primary Antenna 3b (40MHz 802.11ax RU26 (UNII Band 5) – Ch. 43)

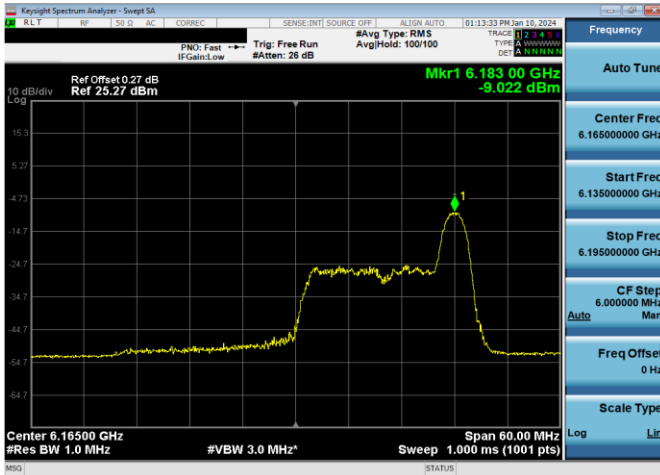
FCC ID: BCGA2899 IC: 579C-A2899		MEASUREMENT REPORT (CERTIFICATION)	Approved by: Technical Manager
Test Report S/N: 1C2311270066-27-R3.BCG	Test Dates: 11/29/2023 - 04/05/2024	EUT Type: Tablet Device	Page 212 of 607



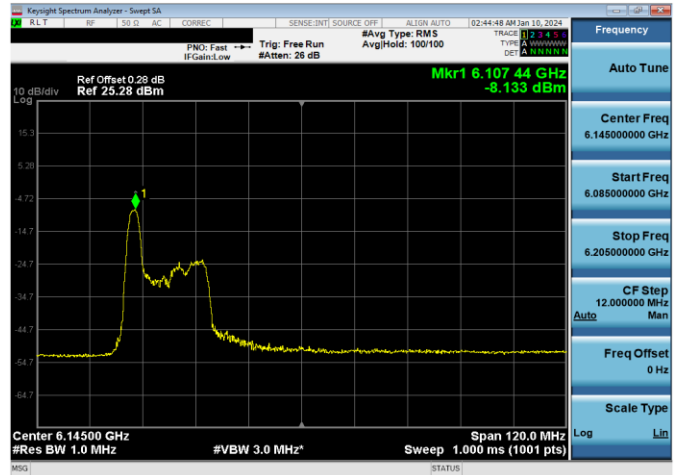
Plot 7-621. LPI Power Spectral Density Plot SDM Primary Antenna 5T (40MHz 802.11ax RU26 (UNII Band 5) – Ch. 43)



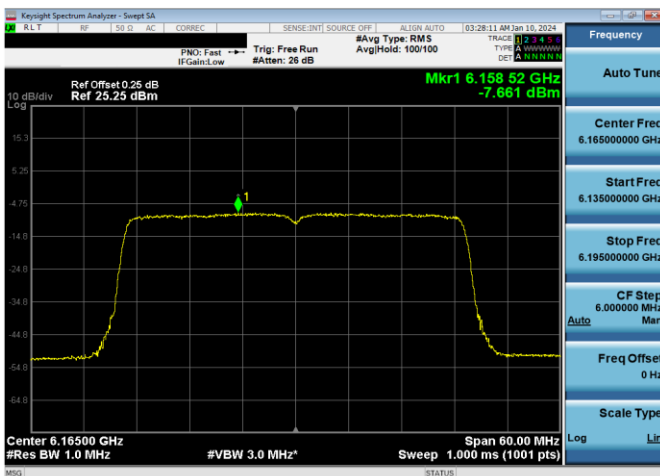
Plot 7-624. LPI Power Spectral Density Plot SDM Primary Antenna 3b (40MHz 802.11ax RU484 (UNII Band 5) – Ch. 43)



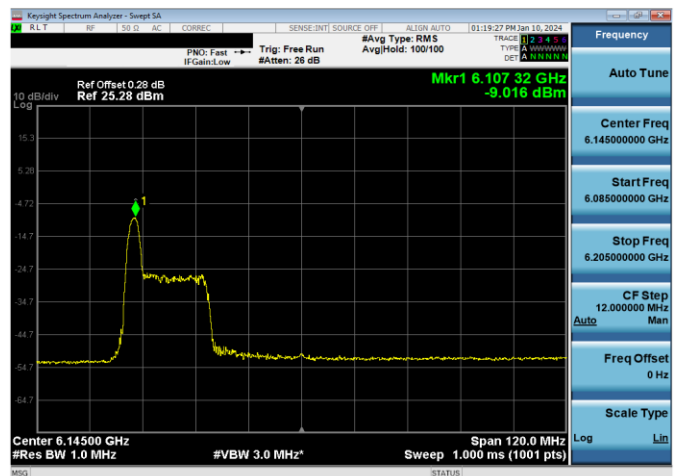
Plot 7-622. LPI Power Spectral Density Plot SDM Primary Antenna 3b (40MHz 802.11ax RU26 (UNII Band 5) – Ch. 43)



Plot 7-625. LPI Power Spectral Density Plot SDM Primary Antenna 5T (80MHz 802.11ax RU26 (UNII Band 5) – Ch. 39)

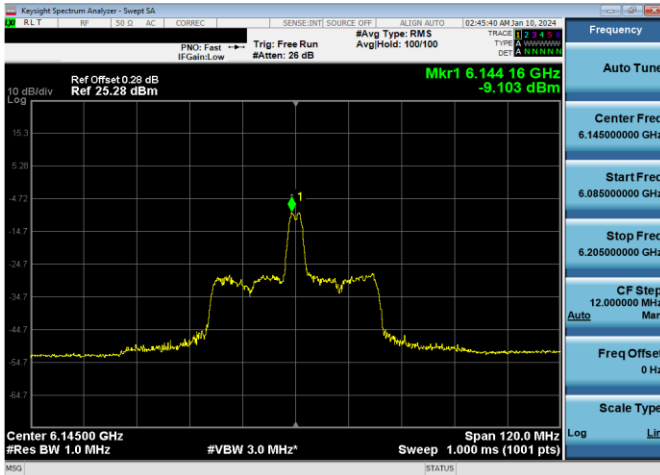


Plot 7-623. LPI Power Spectral Density Plot SDM Primary Antenna 5T (40MHz 802.11ax RU484 (UNII Band 5) – Ch. 43)

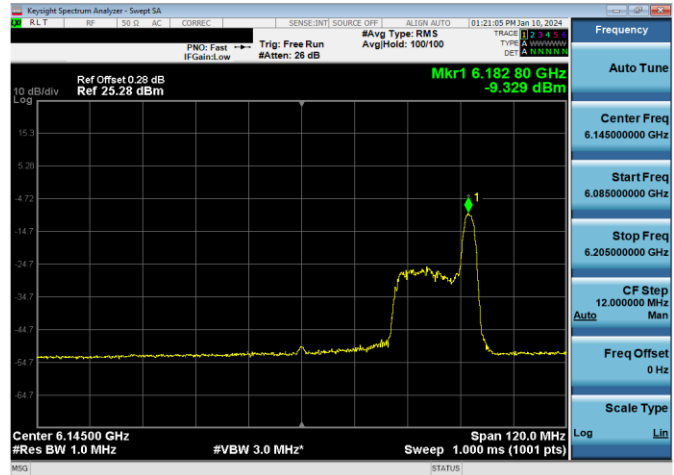


Plot 7-626. LPI Power Spectral Density Plot SDM Primary Antenna 3b (80MHz 802.11ax RU26 (UNII Band 5) – Ch. 39)

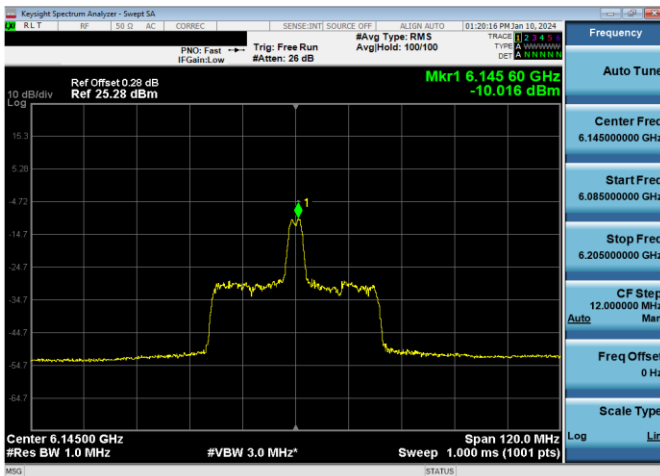
FCC ID: BCGA2899 IC: 579C-A2899		MEASUREMENT REPORT (CERTIFICATION)	Approved by: Technical Manager
Test Report S/N: 1C2311270066-27-R3.BCG	Test Dates: 11/29/2023 - 04/05/2024	EUT Type: Tablet Device	Page 213 of 607



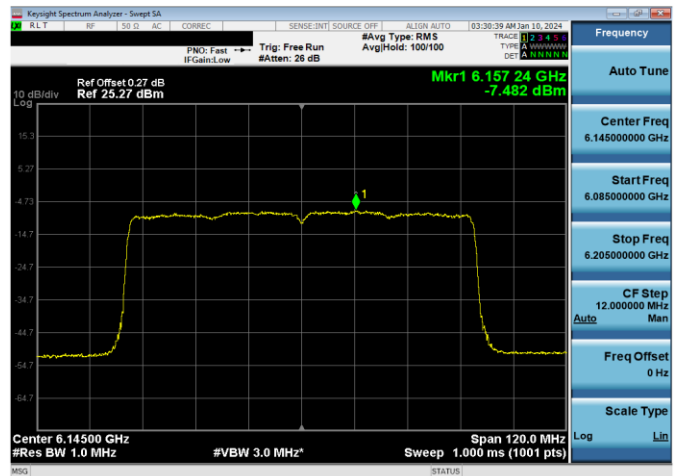
Plot 7-627. LPI Power Spectral Density Plot SDM Primary Antenna 5T (80MHz 802.11ax RU26 (UNII Band 5) – Ch. 39)



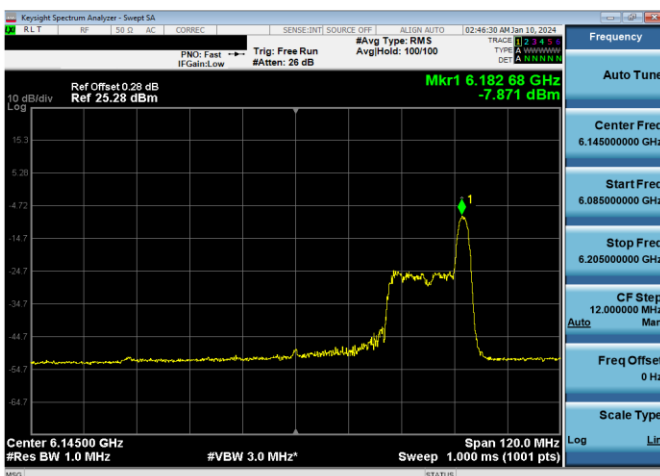
Plot 7-630. LPI Power Spectral Density Plot SDM Primary Antenna 3b (80MHz 802.11ax RU26 (UNII Band 5) – Ch. 39)



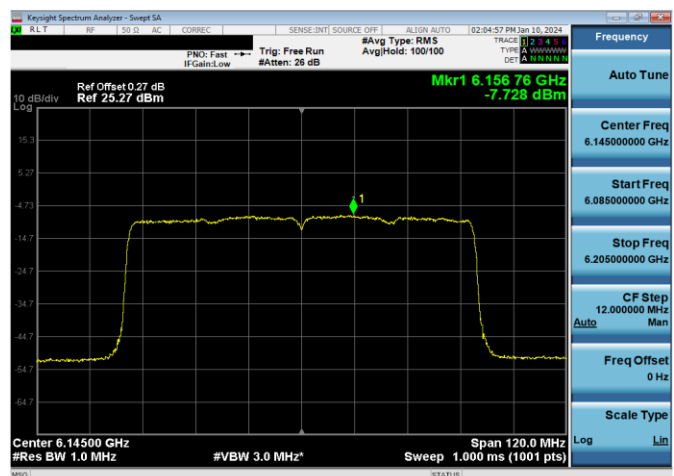
Plot 7-628. LPI Power Spectral Density Plot SDM Primary Antenna 3b (80MHz 802.11ax RU26 (UNII Band 5) – Ch. 39)



Plot 7-631. LPI Power Spectral Density Plot SDM Primary Antenna 5T (80MHz 802.11ax RU996 (UNII Band 5) – Ch. 39)

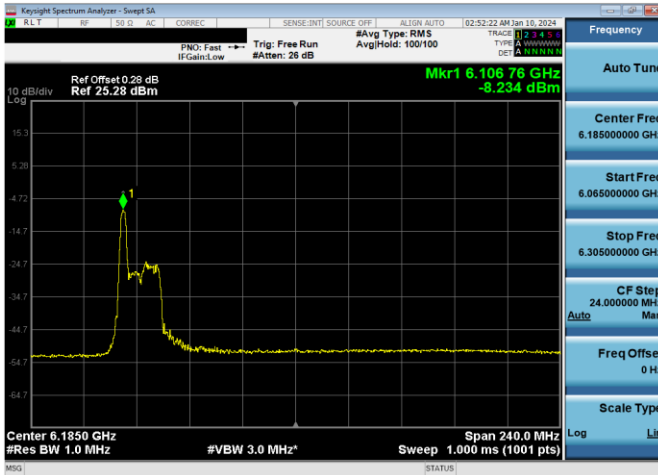


Plot 7-629. LPI Power Spectral Density Plot SDM Primary Antenna 5T (80MHz 802.11ax RU26 (UNII Band 5) – Ch. 39)

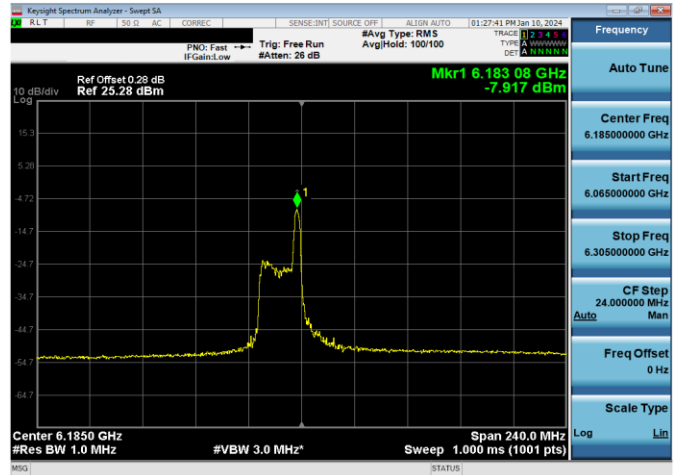


Plot 7-632. LPI Power Spectral Density Plot SDM Primary Antenna 3b (80MHz 802.11ax RU996 (UNII Band 5) – Ch. 39)

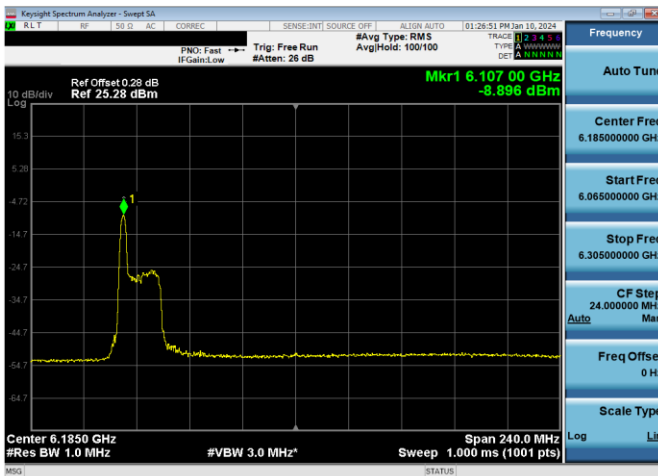
FCC ID: BCGA2899 IC: 579C-A2899		MEASUREMENT REPORT (CERTIFICATION)	Approved by: Technical Manager
Test Report S/N: 1C2311270066-27-R3.BCG	Test Dates: 11/29/2023 - 04/05/2024	EUT Type: Tablet Device	Page 214 of 607



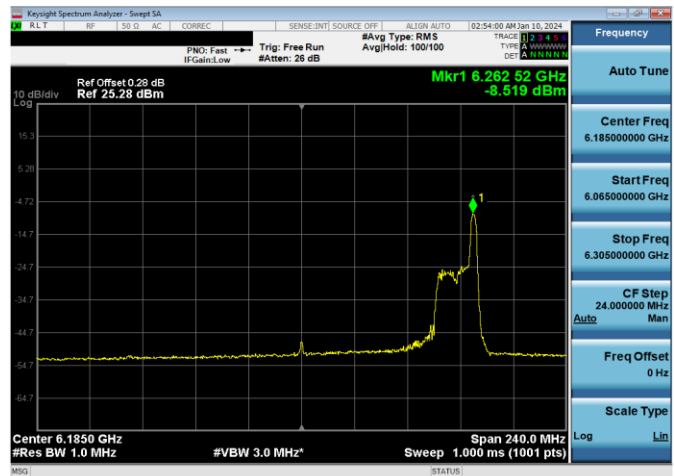
Plot 7-633. LPI Power Spectral Density Plot SDM Primary Antenna 5T (160MHz 802.11ax RU26 (UNII Band 5) – Ch. 47)



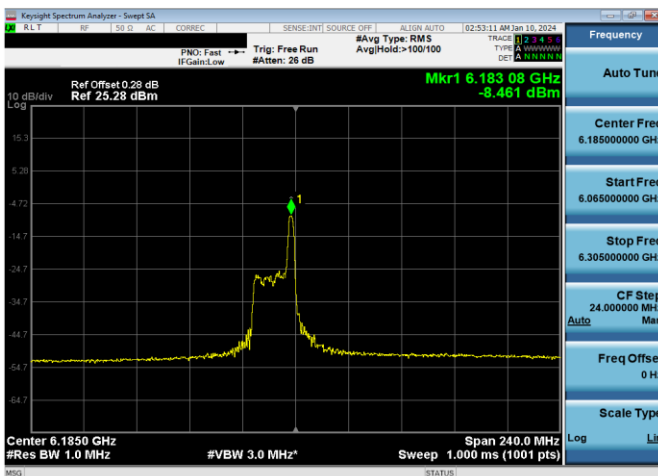
Plot 7-636. LPI Power Spectral Density Plot SDM Primary Antenna 3b (160MHz 802.11ax RU26 (UNII Band 5) – Ch. 47)



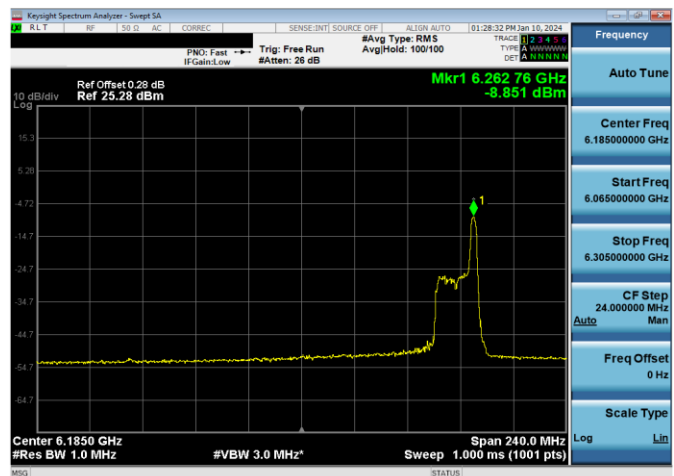
Plot 7-634. LPI Power Spectral Density Plot SDM Primary Antenna 3b (160MHz 802.11ax RU26 (UNII Band 5) – Ch. 47)



Plot 7-637. LPI Power Spectral Density Plot SDM Primary Antenna 5T (160MHz 802.11ax RU26 (UNII Band 5) – Ch. 47)

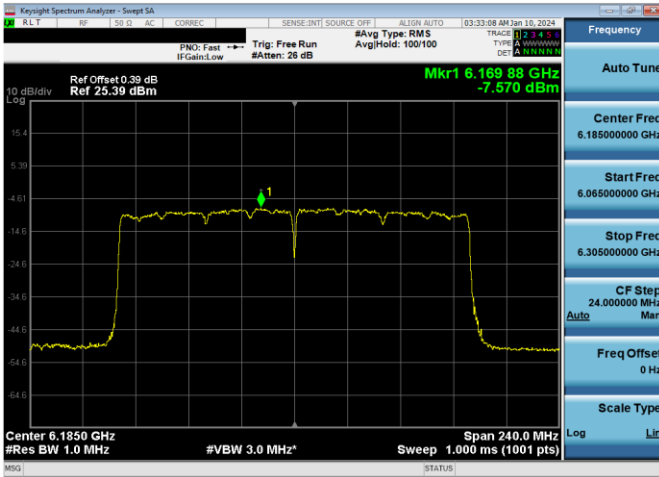


Plot 7-635. LPI Power Spectral Density Plot SDM Primary Antenna 5T (160MHz 802.11ax RU26 (UNII Band 5) – Ch. 47)

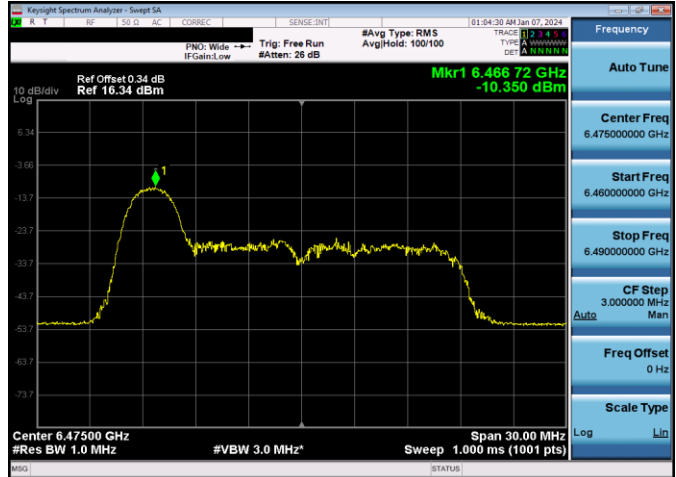


Plot 7-638. LPI Power Spectral Density Plot SDM Primary Antenna 3b (160MHz 802.11ax RU26 (UNII Band 5) – Ch. 47)

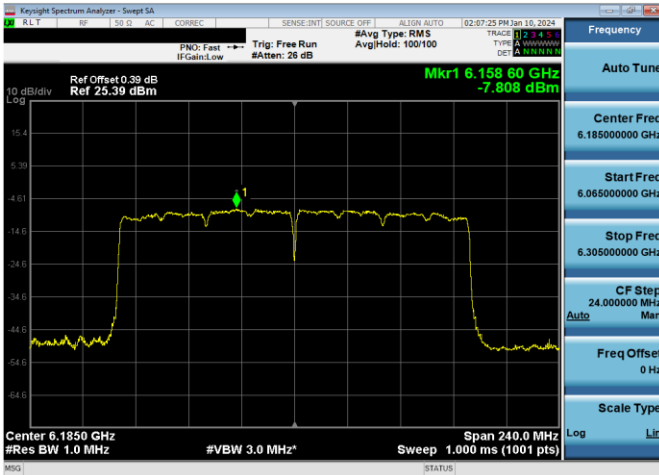
FCC ID: BCGA2899 IC: 579C-A2899		MEASUREMENT REPORT (CERTIFICATION)	Approved by: Technical Manager
Test Report S/N: 1C2311270066-27-R3.BCG	Test Dates: 11/29/2023 - 04/05/2024	EUT Type: Tablet Device	Page 215 of 607



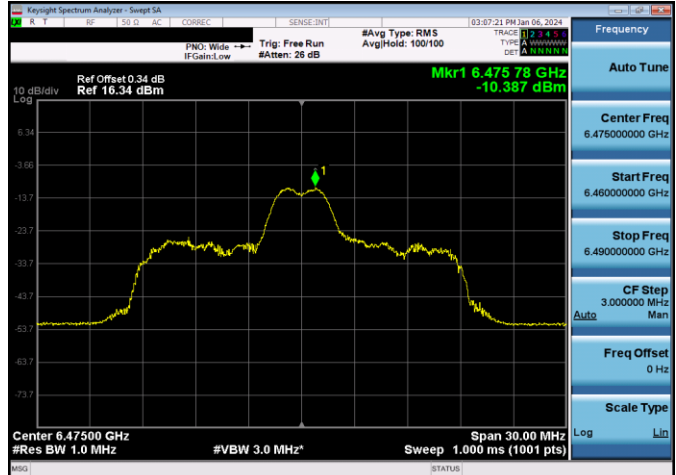
Plot 7-639. LPI Power Spectral Density Plot SDM Primary Antenna 5T (160MHz 802.11ax RU996x2 (UNII Band 5) – Ch. 47)



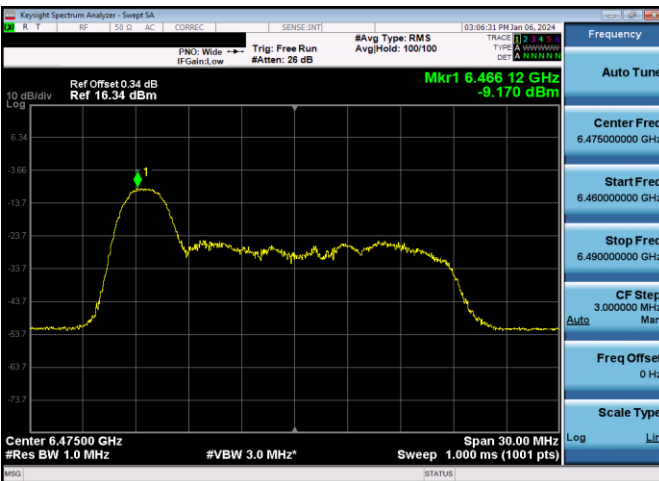
Plot 7-642. LPI Power Spectral Density Plot SDM Primary Antenna 3b (20MHz 802.11ax RU26 (UNII Band 6) – Ch. 105)



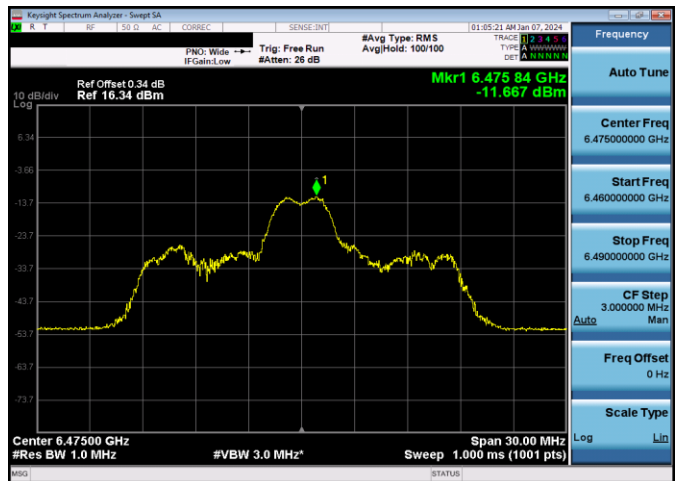
Plot 7-640. LPI Power Spectral Density Plot SDM Primary Antenna 3b (160MHz 802.11ax RU996x2 (UNII Band 5) – Ch. 47)



Plot 7-643. LPI Power Spectral Density Plot SDM Primary Antenna 5T (20MHz 802.11ax RU26 (UNII Band 6) – Ch. 105)

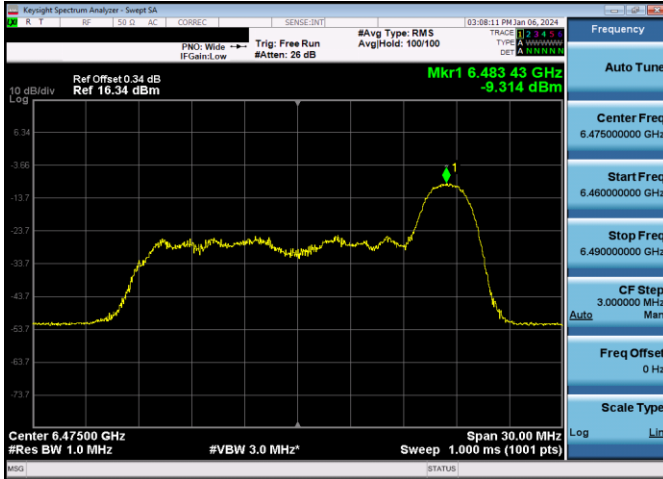


Plot 7-641. LPI Power Spectral Density Plot SDM Primary Antenna 5T (20MHz 802.11ax RU26 (UNII Band 6) – Ch. 105)

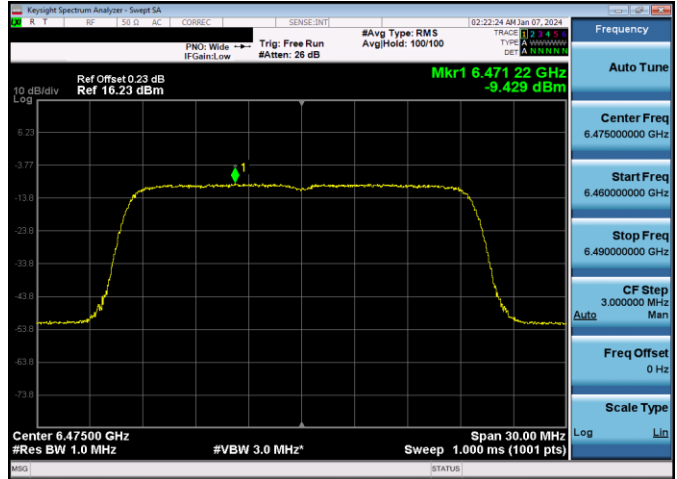


Plot 7-644. LPI Power Spectral Density Plot SDM Primary Antenna 3b (20MHz 802.11ax RU26 (UNII Band 6) – Ch. 105)

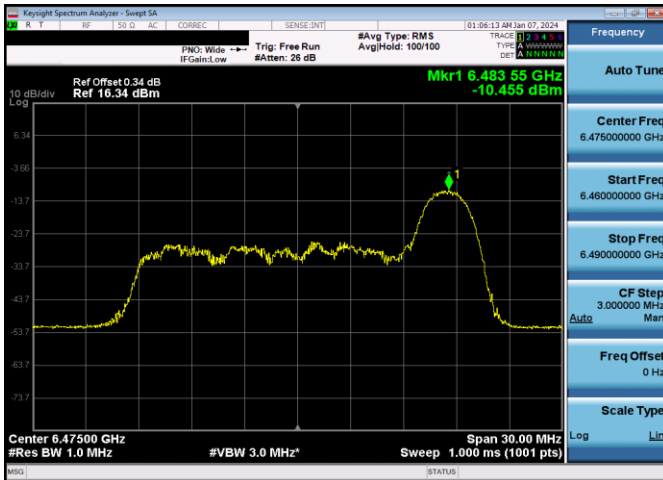
FCC ID: BCGA2899 IC: 579C-A2899		MEASUREMENT REPORT (CERTIFICATION)	Approved by: Technical Manager
Test Report S/N: 1C2311270066-27-R3.BCG	Test Dates: 11/29/2023 - 04/05/2024	EUT Type: Tablet Device	Page 216 of 607



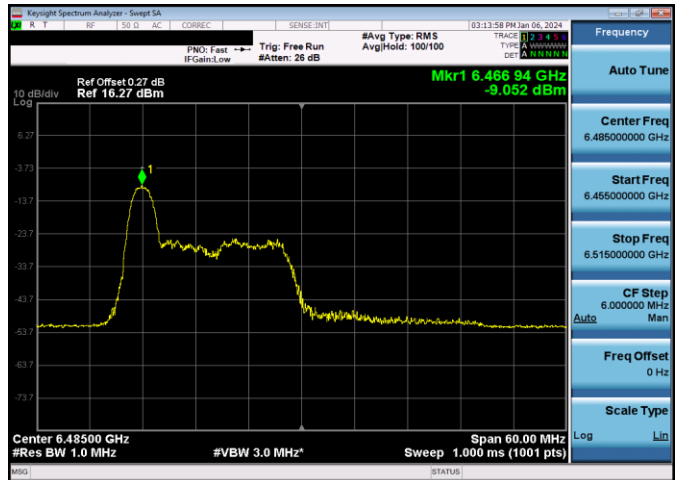
Plot 7-645. LPI Power Spectral Density Plot SDM Primary Antenna 5T (20MHz 802.11ax RU26 (UNII Band 6) – Ch. 105)



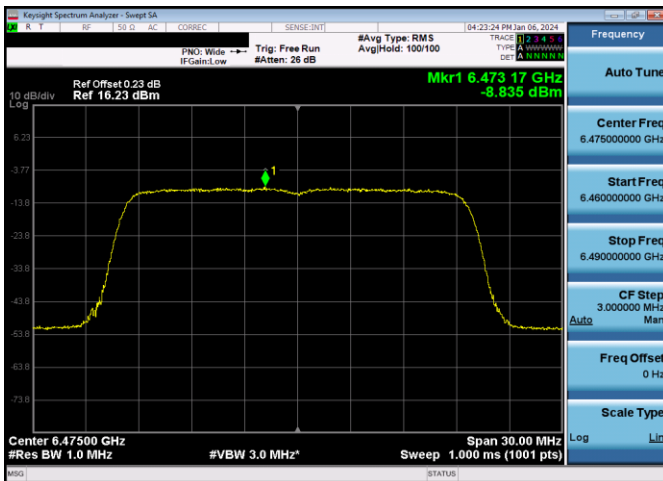
Plot 7-648. LPI Power Spectral Density Plot SDM Primary Antenna 3b (20MHz 802.11ax RU242 (UNII Band 6) – Ch. 105)



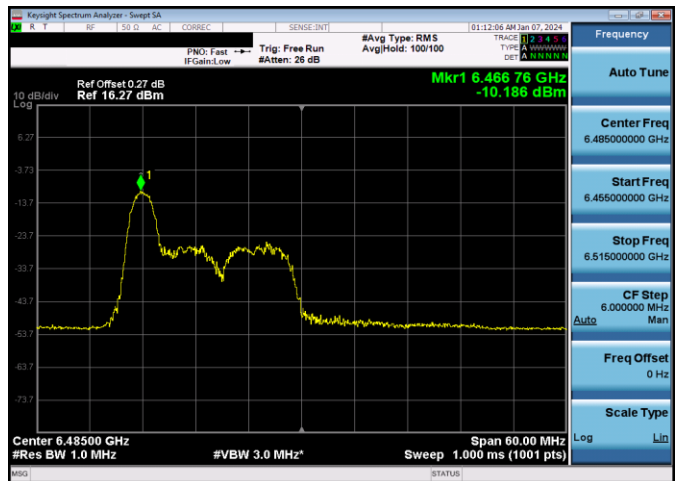
Plot 7-646. LPI Power Spectral Density Plot SDM Primary Antenna 3b (20MHz 802.11ax RU26 (UNII Band 6) – Ch. 105)



Plot 7-649. LPI Power Spectral Density Plot SDM Primary Antenna 5T (40MHz 802.11ax RU26 (UNII Band 6) – Ch. 107)

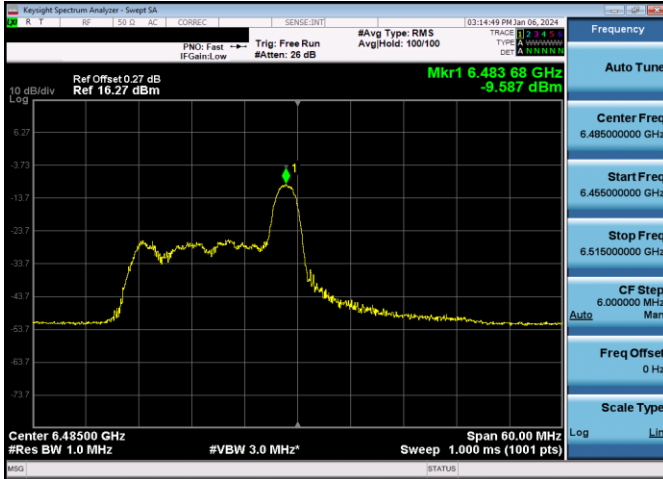


Plot 7-647. LPI Power Spectral Density Plot SDM Primary Antenna 5T (20MHz 802.11ax RU242 (UNII Band 6) – Ch. 105)

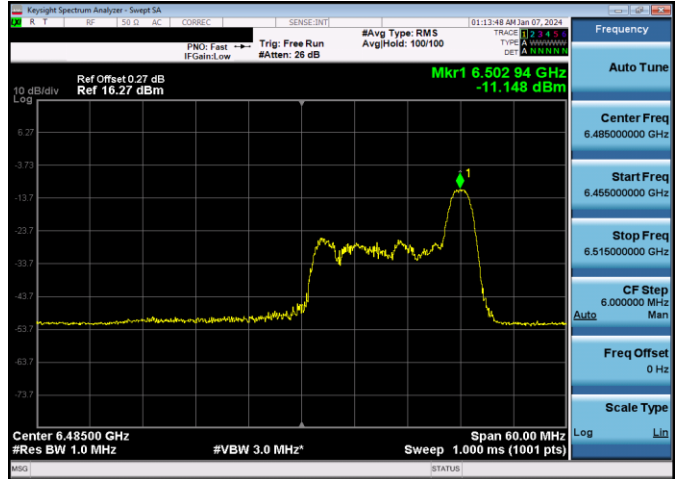


Plot 7-650. LPI Power Spectral Density Plot SDM Primary Antenna 3b (40MHz 802.11ax RU26 (UNII Band 6) – Ch. 107)

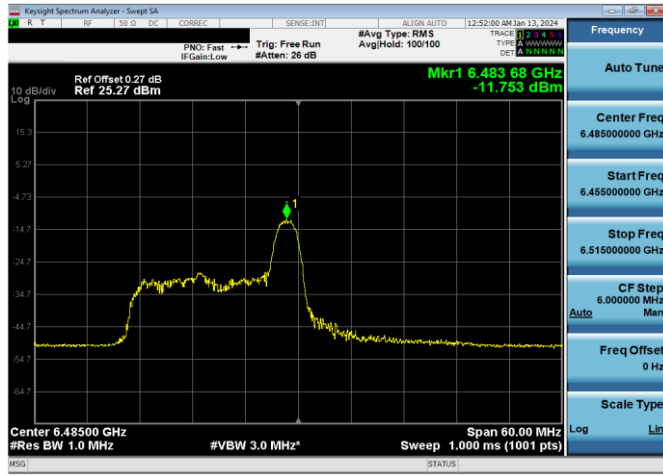
FCC ID: BCGA2899 IC: 579C-A2899		MEASUREMENT REPORT (CERTIFICATION)	Approved by: Technical Manager
Test Report S/N: 1C2311270066-27-R3.BCG	Test Dates: 11/29/2023 - 04/05/2024	EUT Type: Tablet Device	Page 217 of 607



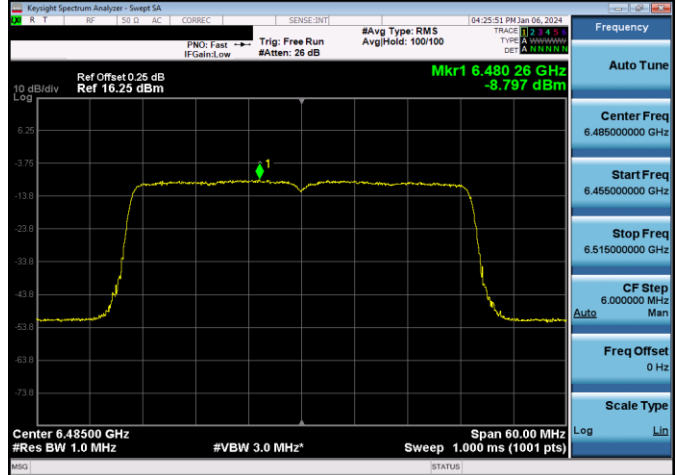
Plot 7-651. LPI Power Spectral Density Plot SDM Primary Antenna 5T (40MHz 802.11ax RU26 (UNII Band 6) – Ch. 107)



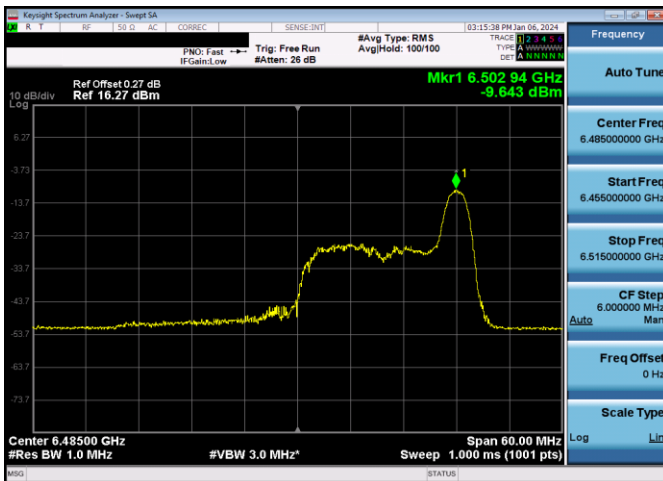
Plot 7-654. LPI Power Spectral Density Plot SDM Primary Antenna 3b (40MHz 802.11ax RU26 (UNII Band 6) – Ch. 107)



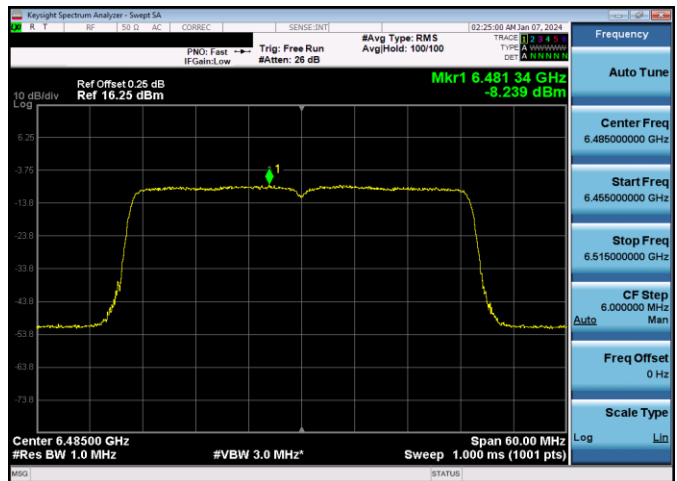
Plot 7-652. LPI Power Spectral Density Plot SDM Primary Antenna 3b (40MHz 802.11ax RU26 (UNII Band 6) – Ch. 107)



Plot 7-655. LPI Power Spectral Density Plot SDM Primary Antenna 5T (40MHz 802.11ax RU484 (UNII Band 6) – Ch. 107)

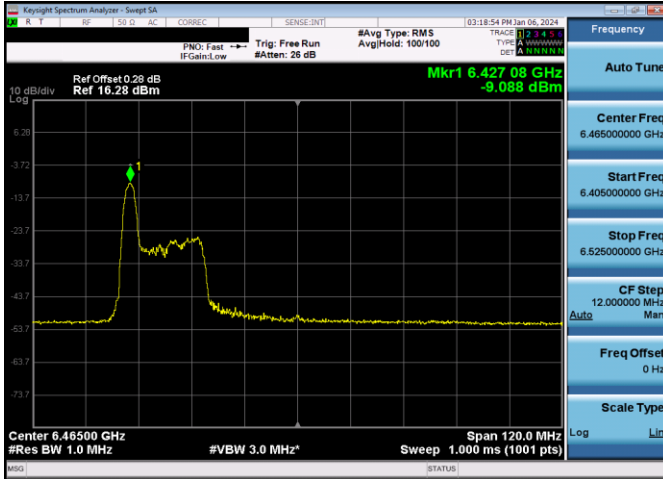


Plot 7-653. LPI Power Spectral Density Plot SDM Primary Antenna 5T (40MHz 802.11ax RU26 (UNII Band 6) – Ch. 107)

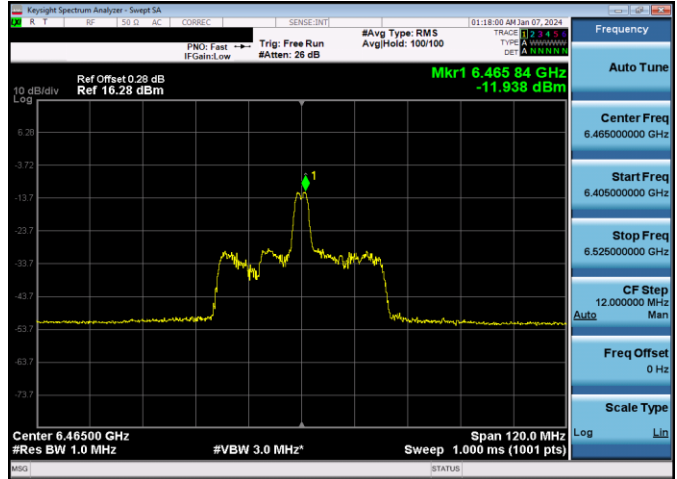


Plot 7-656. LPI Power Spectral Density Plot SDM Primary Antenna 3b (40MHz 802.11ax RU484 (UNII Band 6) – Ch. 107)

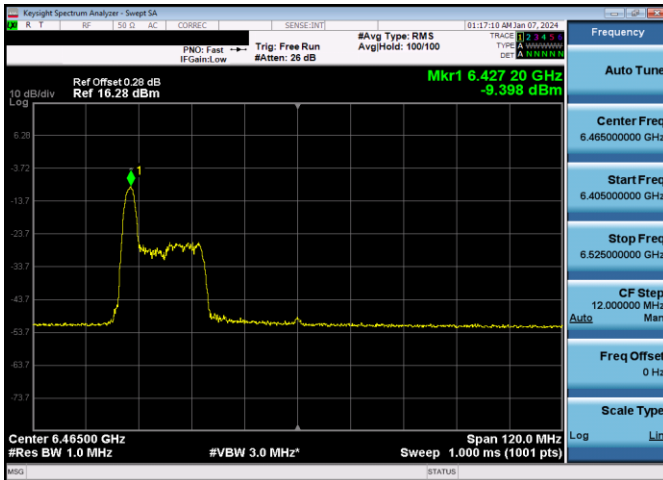
FCC ID: BCGA2899 IC: 579C-A2899		MEASUREMENT REPORT (CERTIFICATION)	Approved by: Technical Manager
Test Report S/N: 1C2311270066-27-R3.BCG	Test Dates: 11/29/2023 - 04/05/2024	EUT Type: Tablet Device	Page 218 of 607



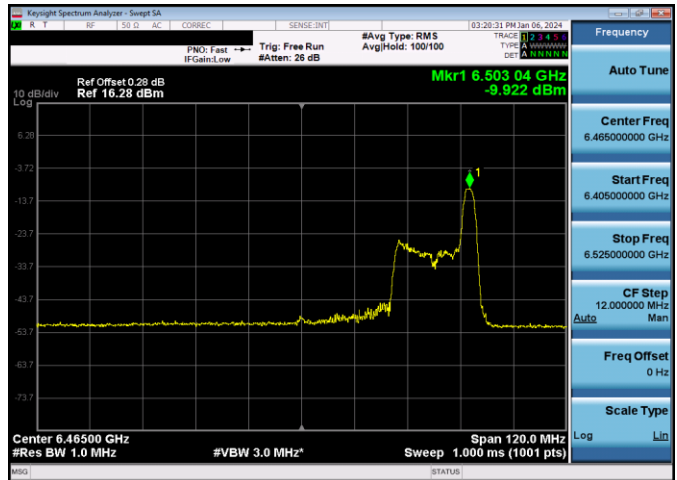
Plot 7-657. LPI Power Spectral Density Plot SDM Primary Antenna 5T (80MHz 802.11ax RU26 (UNII Band 6) – Ch. 103)



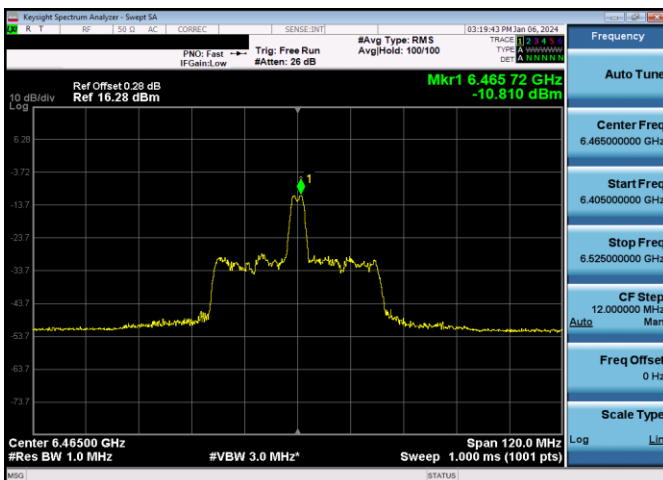
Plot 7-660. LPI Power Spectral Density Plot SDM Primary Antenna 3b (80MHz 802.11ax RU26 (UNII Band 6) – Ch. 103)



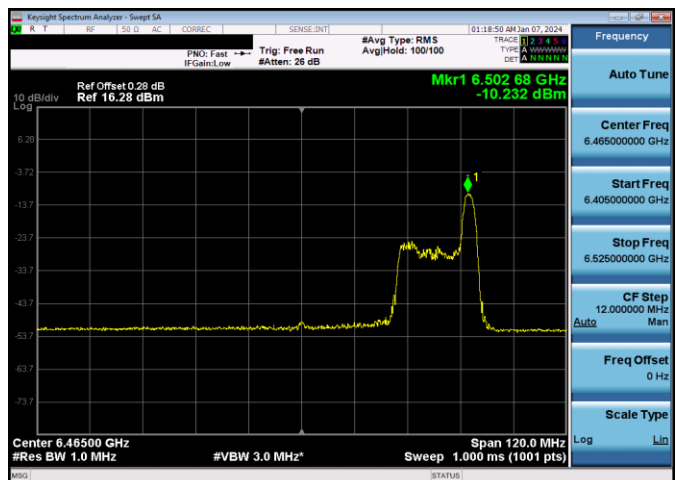
Plot 7-658. LPI Power Spectral Density Plot SDM Primary Antenna 3b (80MHz 802.11ax RU26 (UNII Band 6) – Ch. 103)



Plot 7-661. LPI Power Spectral Density Plot SDM Primary Antenna 5T (80MHz 802.11ax RU26 (UNII Band 6) – Ch. 103)

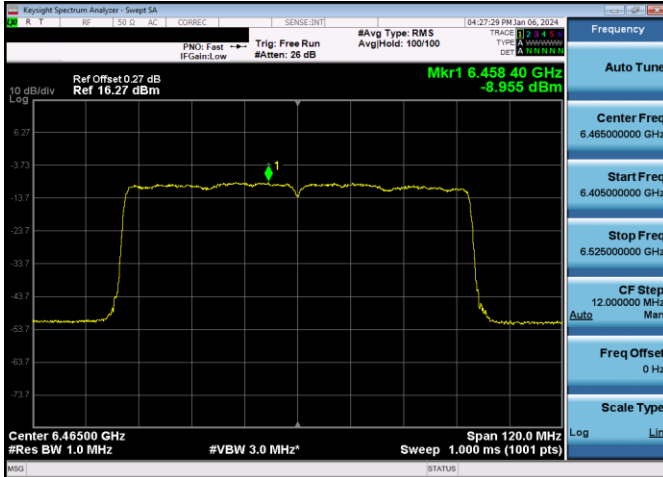


Plot 7-659. LPI Power Spectral Density Plot SDM Primary Antenna 5T (80MHz 802.11ax RU26 (UNII Band 6) – Ch. 103)

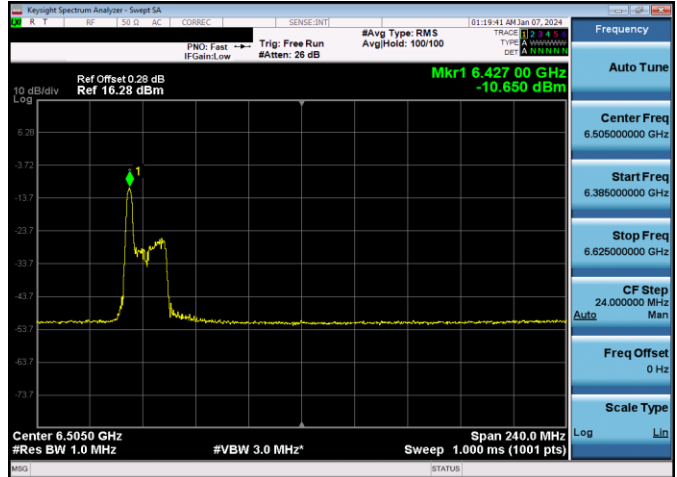


Plot 7-662. LPI Power Spectral Density Plot SDM Primary Antenna 3b (80MHz 802.11ax RU26 (UNII Band 6) – Ch. 103)

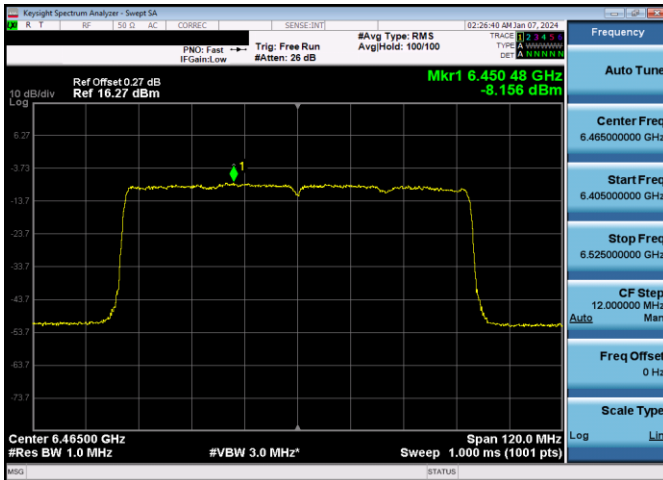
FCC ID: BCGA2899 IC: 579C-A2899		MEASUREMENT REPORT (CERTIFICATION)	Approved by: Technical Manager
Test Report S/N: 1C2311270066-27-R3.BCG	Test Dates: 11/29/2023 - 04/05/2024	EUT Type: Tablet Device	Page 219 of 607



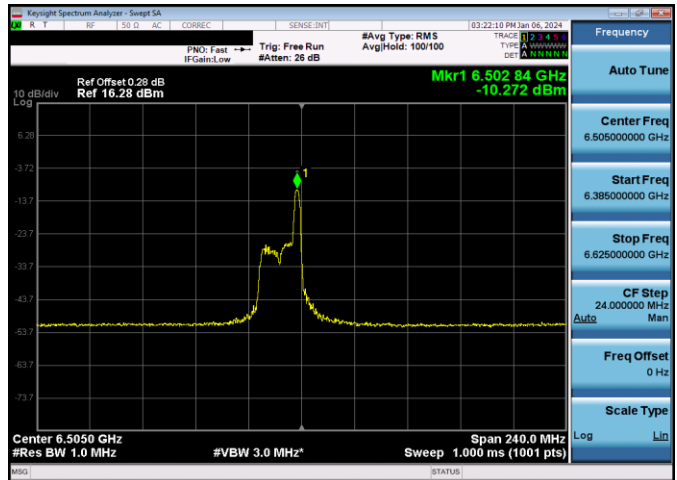
Plot 7-663. LPI Power Spectral Density Plot SDM Primary Antenna 5T (80MHz 802.11ax RU996 (UNII Band 6) – Ch. 103)



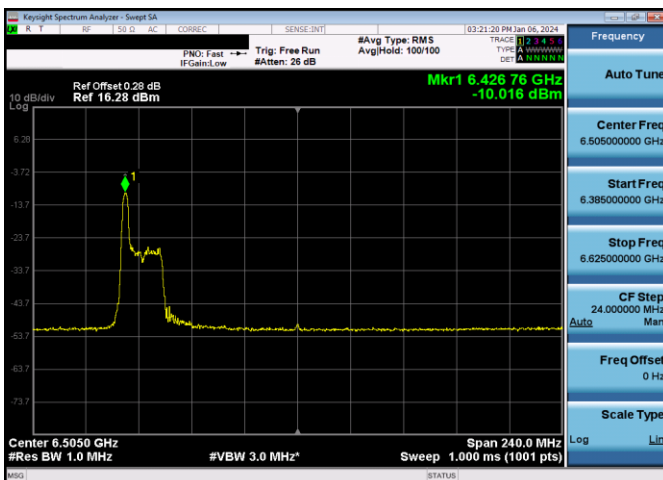
Plot 7-666. LPI Power Spectral Density Plot SDM Primary Antenna 3b (160MHz 802.11ax RU26 (UNII Band 6) – Ch. 111)



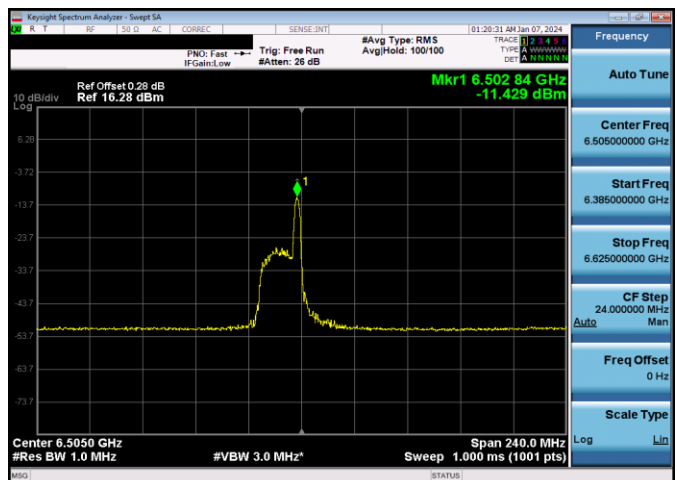
Plot 7-664. LPI Power Spectral Density Plot SDM Primary Antenna 3b (80MHz 802.11ax RU996 (UNII Band 6) – Ch. 103)



Plot 7-667. LPI Power Spectral Density Plot SDM Primary Antenna 5T (160MHz 802.11ax RU26 (UNII Band 6) – Ch. 111)

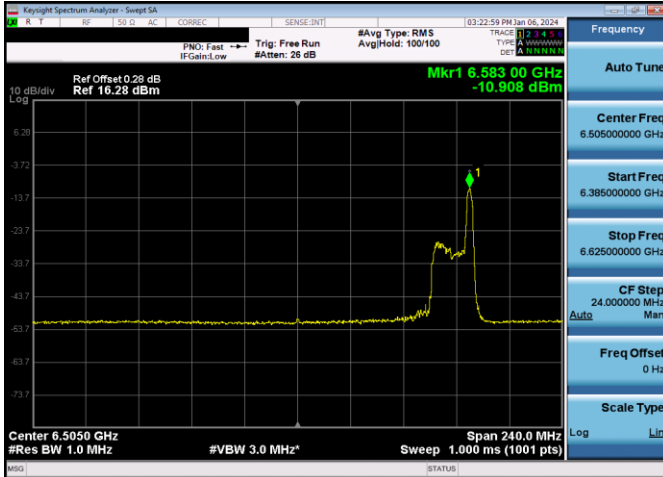


Plot 7-665. LPI Power Spectral Density Plot SDM Primary Antenna 5T (160MHz 802.11ax RU26 (UNII Band 6) – Ch. 111)

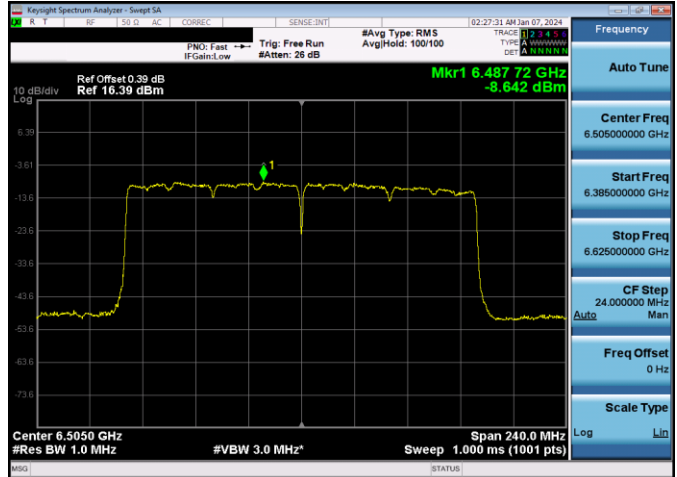


Plot 7-668. LPI Power Spectral Density Plot SDM Primary Antenna 3b (160MHz 802.11ax RU26 (UNII Band 6) – Ch. 111)

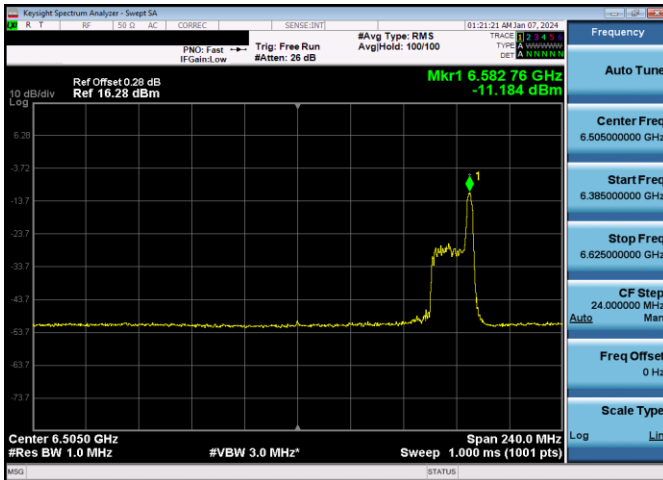
FCC ID: BCGA2899 IC: 579C-A2899		MEASUREMENT REPORT (CERTIFICATION)	Approved by: Technical Manager
Test Report S/N: 1C2311270066-27-R3.BCG	Test Dates: 11/29/2023 - 04/05/2024	EUT Type: Tablet Device	Page 220 of 607



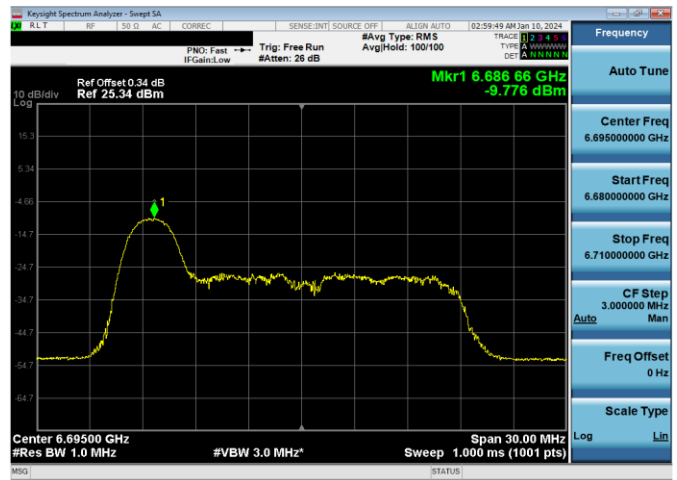
Plot 7-669. LPI Power Spectral Density Plot SDM Primary Antenna 5T (160MHz 802.11ax RU26 (UNII Band 6) – Ch. 111)



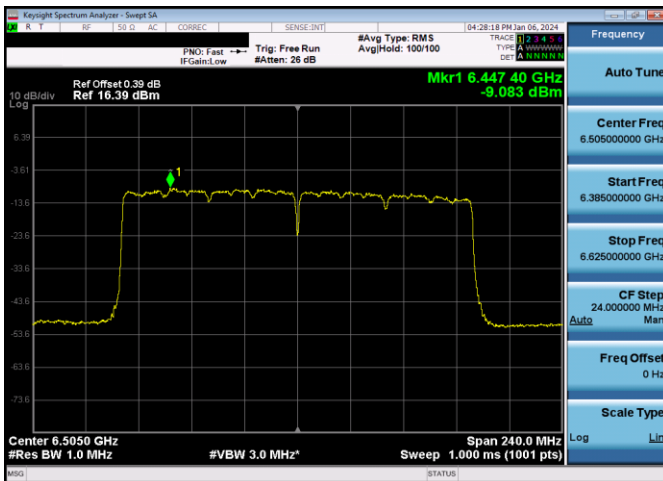
Plot 7-672. LPI Power Spectral Density Plot SDM Primary Antenna 3b (160MHz 802.11ax RU996x2 (UNII Band 6) – Ch. 111)



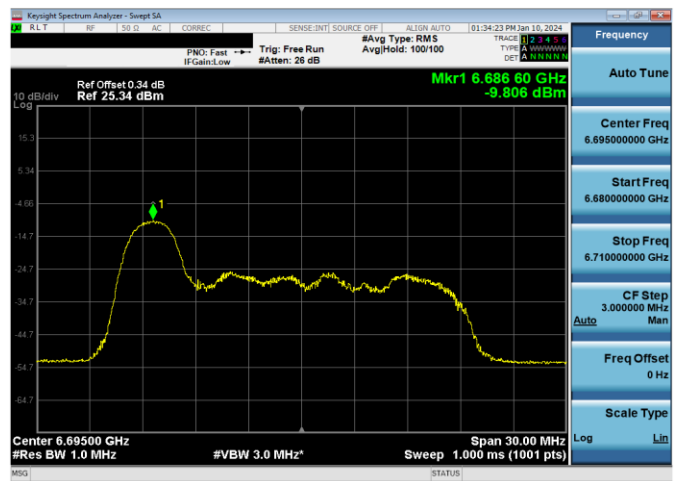
Plot 7-670. LPI Power Spectral Density Plot SDM Primary Antenna 3b (160MHz 802.11ax RU26 (UNII Band 6) – Ch. 111)



Plot 7-673. LPI Power Spectral Density Plot SDM Primary Antenna 5T (20MHz 802.11ax RU26 (UNII Band 7) – Ch. 149)

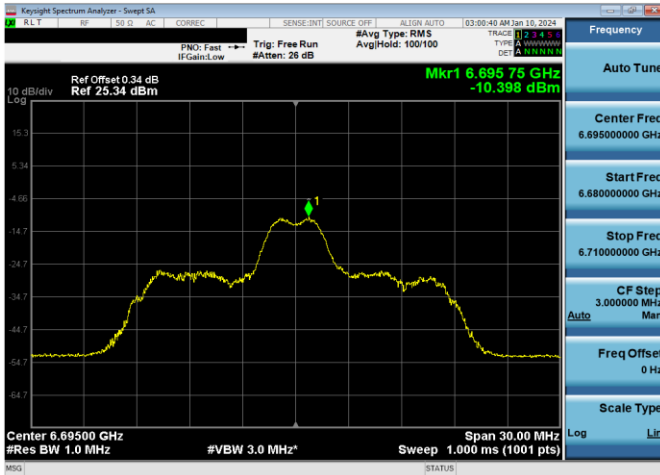


Plot 7-671. LPI Power Spectral Density Plot SDM Primary Antenna 5T (160MHz 802.11ax RU996x2 (UNII Band 6) – Ch. 111)

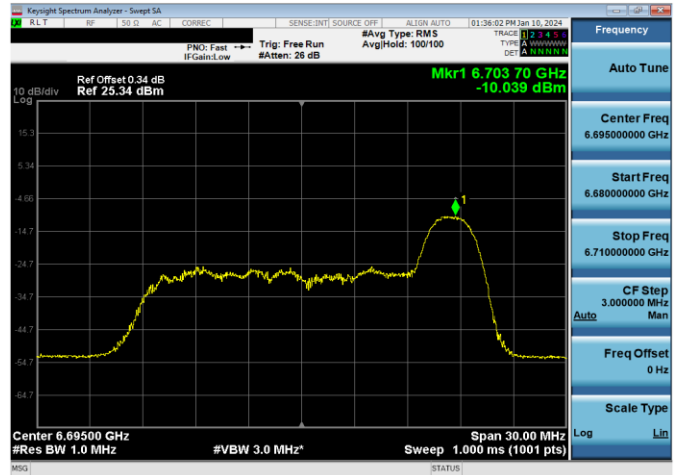


Plot 7-674. LPI Power Spectral Density Plot SDM Primary Antenna 3b (20MHz 802.11ax RU26 (UNII Band 7) – Ch. 149)

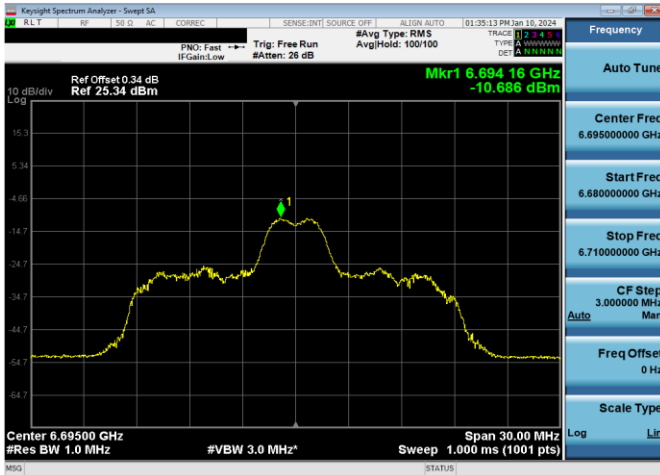
FCC ID: BCGA2899 IC: 579C-A2899		MEASUREMENT REPORT (CERTIFICATION)	Approved by: Technical Manager
Test Report S/N: 1C2311270066-27-R3.BCG	Test Dates: 11/29/2023 - 04/05/2024	EUT Type: Tablet Device	Page 221 of 607



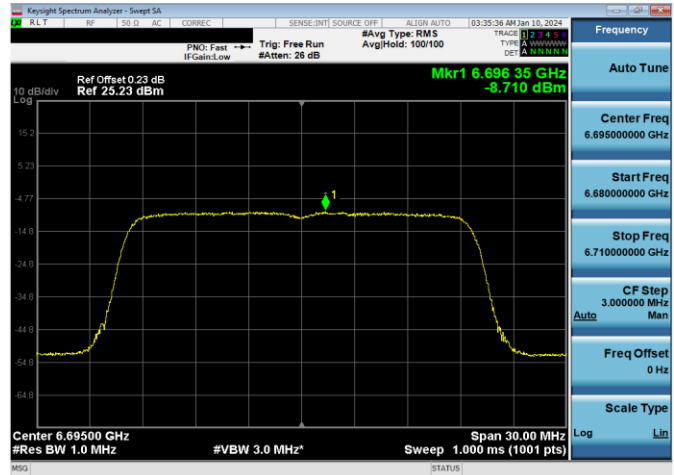
Plot 7-675. LPI Power Spectral Density Plot SDM Primary Antenna 5T (20MHz 802.11ax RU26 (UNII Band 7) – Ch. 149)



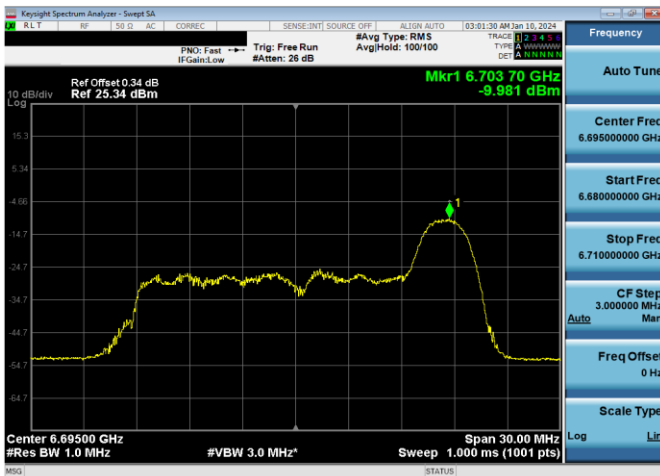
Plot 7-678. LPI Power Spectral Density Plot SDM Primary Antenna 3b (20MHz 802.11ax RU26 (UNII Band 7) – Ch. 149)



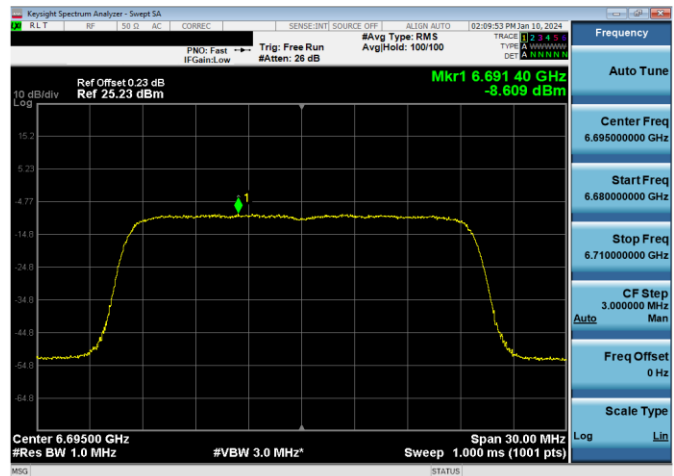
Plot 7-676. LPI Power Spectral Density Plot SDM Primary Antenna 3b (20MHz 802.11ax RU26 (UNII Band 7) – Ch. 149)



Plot 7-679. LPI Power Spectral Density Plot SDM Primary Antenna 5T (20MHz 802.11ax RU242 (UNII Band 7) – Ch. 149)



Plot 7-677. LPI Power Spectral Density Plot SDM Primary Antenna 5T (20MHz 802.11ax RU26 (UNII Band 7) – Ch. 149)



Plot 7-680. LPI Power Spectral Density Plot SDM Primary Antenna 3b (20MHz 802.11ax RU242 (UNII Band 7) – Ch. 149)

FCC ID: BCGA2899 IC: 579C-A2899		MEASUREMENT REPORT (CERTIFICATION)	Approved by: Technical Manager
Test Report S/N: 1C2311270066-27-R3.BCG	Test Dates: 11/29/2023 - 04/05/2024	EUT Type: Tablet Device	Page 222 of 607