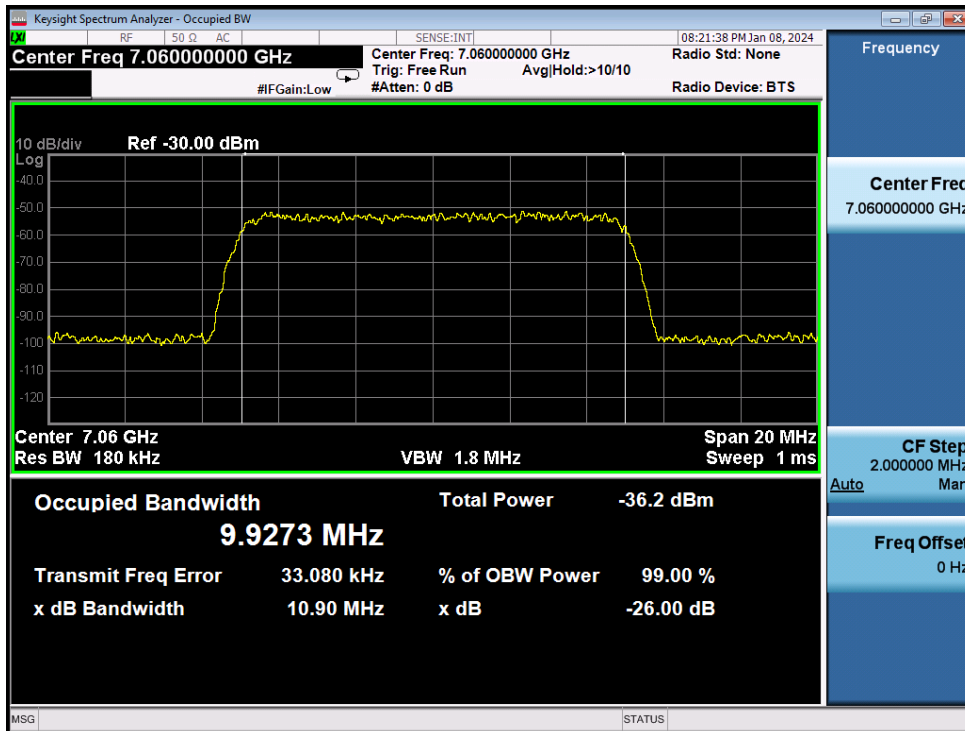


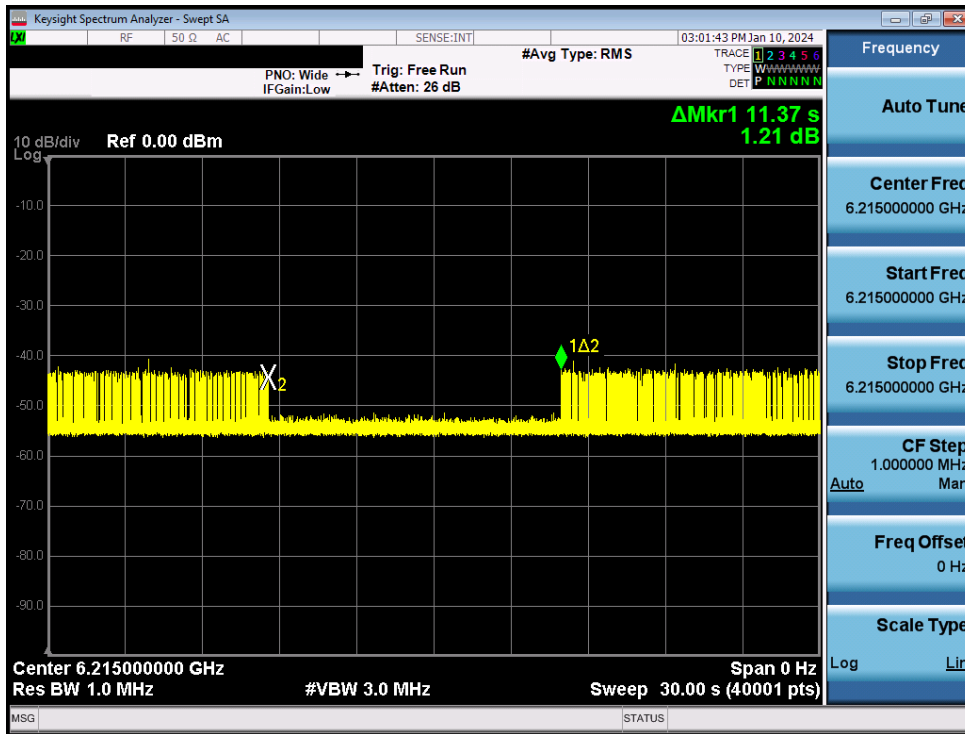
Plot 7-1239. AWGN Signal – UNII 8 – 160MHz – Mid



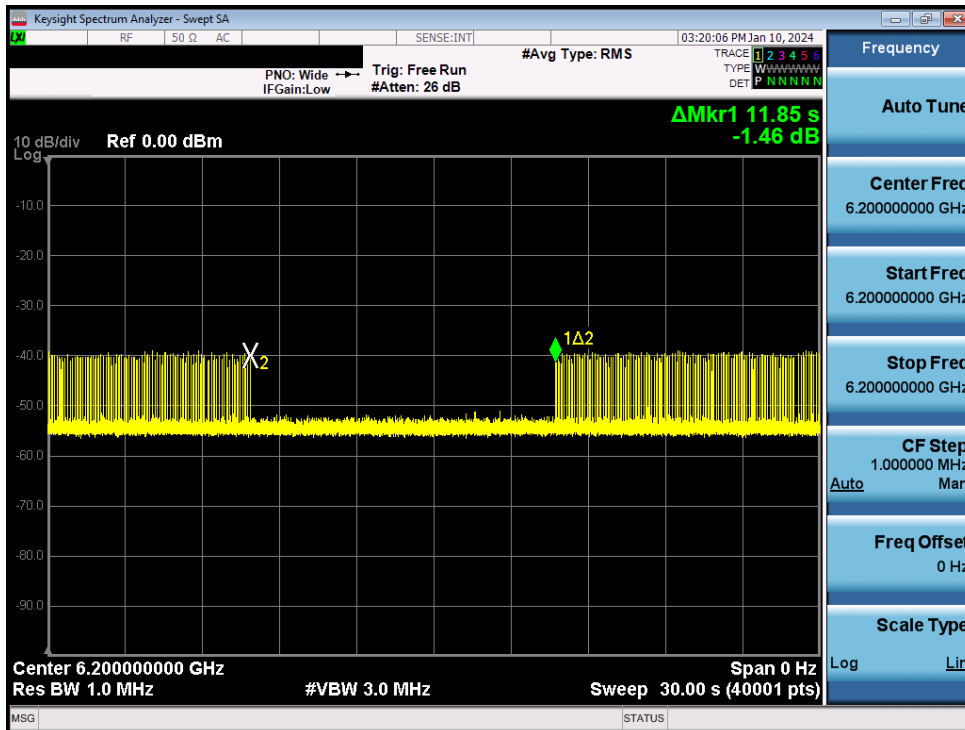
Plot 7-1240. AWGN Signal – UNII 8 – 160MHz - High

FCC ID: BCGA2899 IC: 579C-A2899		MEASUREMENT REPORT (CERTIFICATION)	Approved by: Technical Manager
Test Report S/N: 1C2311270066-26-R3.BCG	Test Dates: 11/29/2023 - 04/05/24	EUT Type: Tablet Device	Page 353 of 567

### Contention-Based Protocol Timing Plots

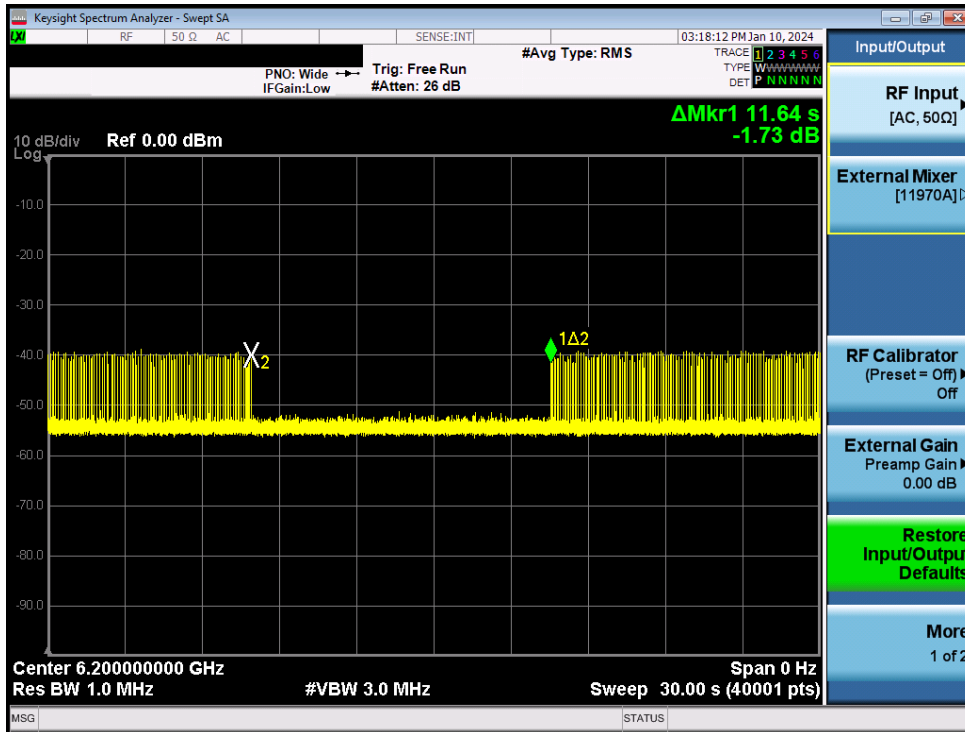


Plot 7-1241. Contention Based Protocol Timing Plot – UNII 5 – 20MHz Channel 53

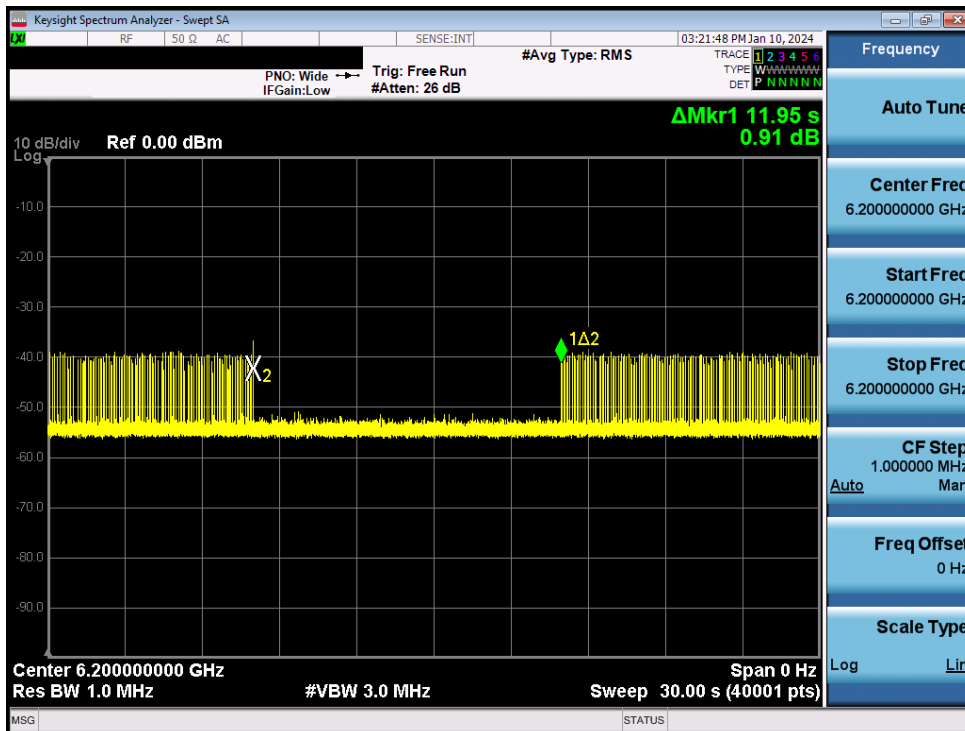


Plot 7-1242. Contention Based Protocol Timing Plot – UNII 5 – 160MHz Channel 47 – Low

FCC ID: BCGA2899 IC: 579C-A2899		MEASUREMENT REPORT (CERTIFICATION)	Approved by: Technical Manager
Test Report S/N: 1C2311270066-26-R3.BCG	Test Dates: 11/29/2023 - 04/05/24	EUT Type: Tablet Device	Page 354 of 567

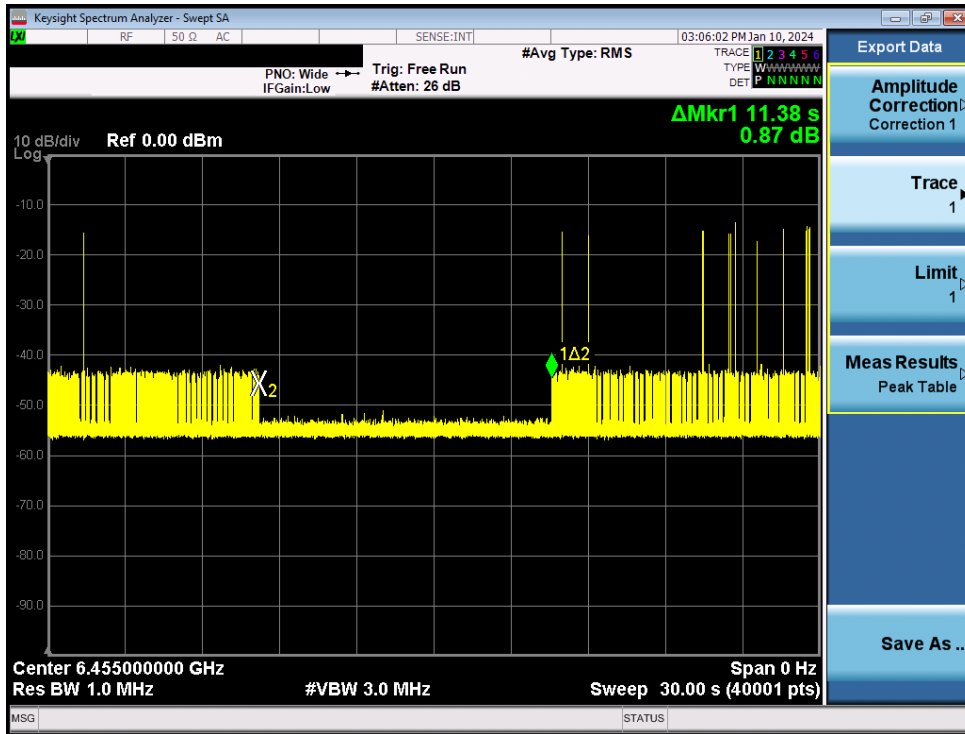


Plot 7-1243. Contention Based Protocol Timing Plot – UNII 5 – 160MHz Channel 47 – Mid

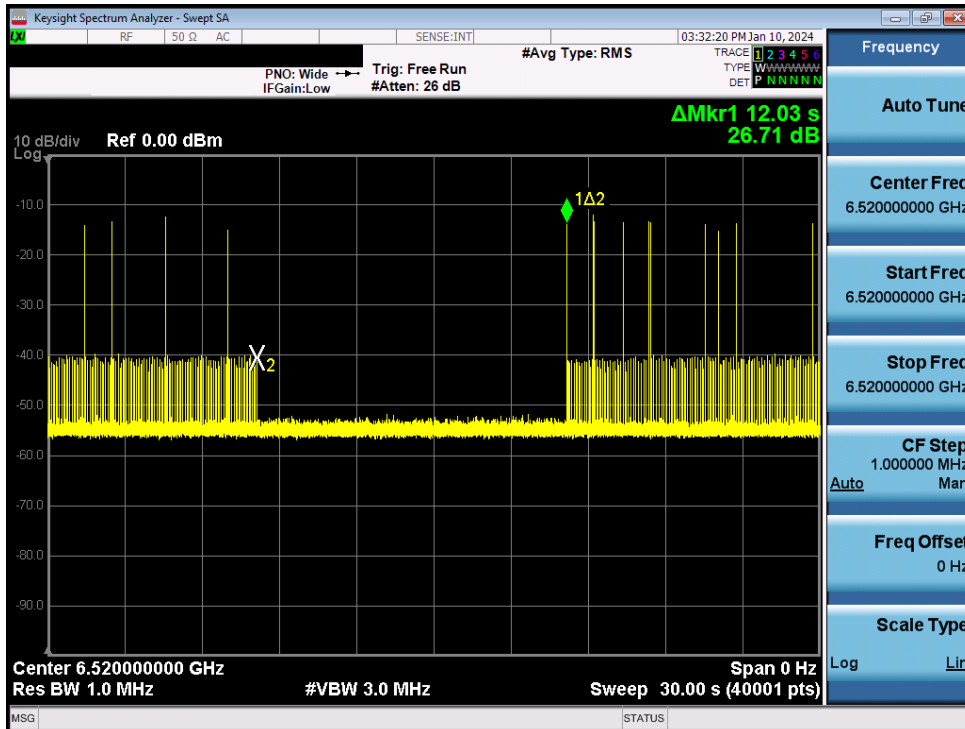


Plot 7-1244. Contention Based Protocol Timing Plot – UNII 5 – 160MHz Channel 47 – High

FCC ID: BCGA2899 IC: 579C-A2899		MEASUREMENT REPORT (CERTIFICATION)	Approved by: Technical Manager
Test Report S/N: 1C2311270066-26-R3.BCG	Test Dates: 11/29/2023 - 04/05/24	EUT Type: Tablet Device	Page 355 of 567

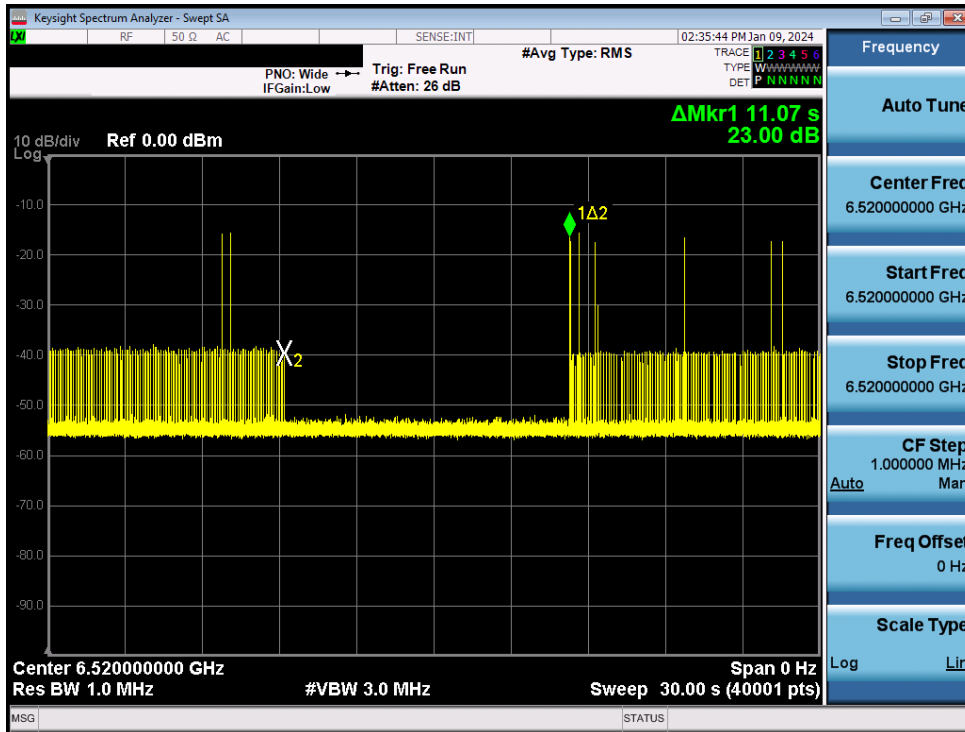


Plot 7-1245. Contention Based Protocol Timing Plot – UNII 6 – 20MHz Channel 101

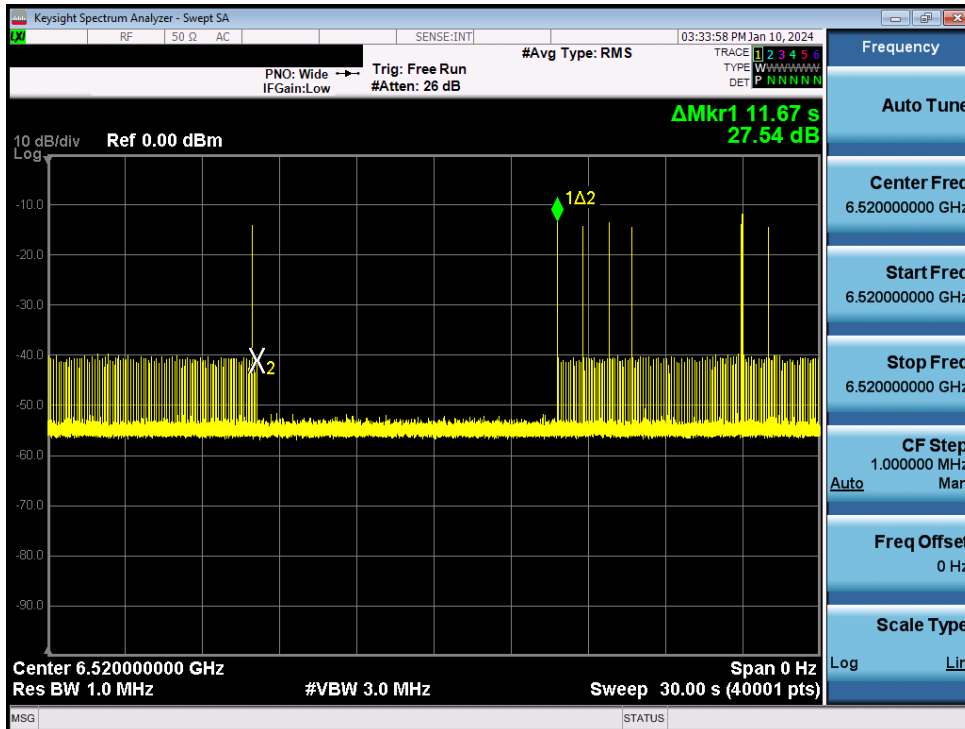


Plot 7-1246. Contention Based Protocol Timing Plot – UNII 6 – 160MHz Channel 111 – Low

FCC ID: BCGA2899 IC: 579C-A2899		MEASUREMENT REPORT (CERTIFICATION)	Approved by: Technical Manager
Test Report S/N: 1C2311270066-26-R3.BCG	Test Dates: 11/29/2023 - 04/05/24	EUT Type: Tablet Device	Page 356 of 567

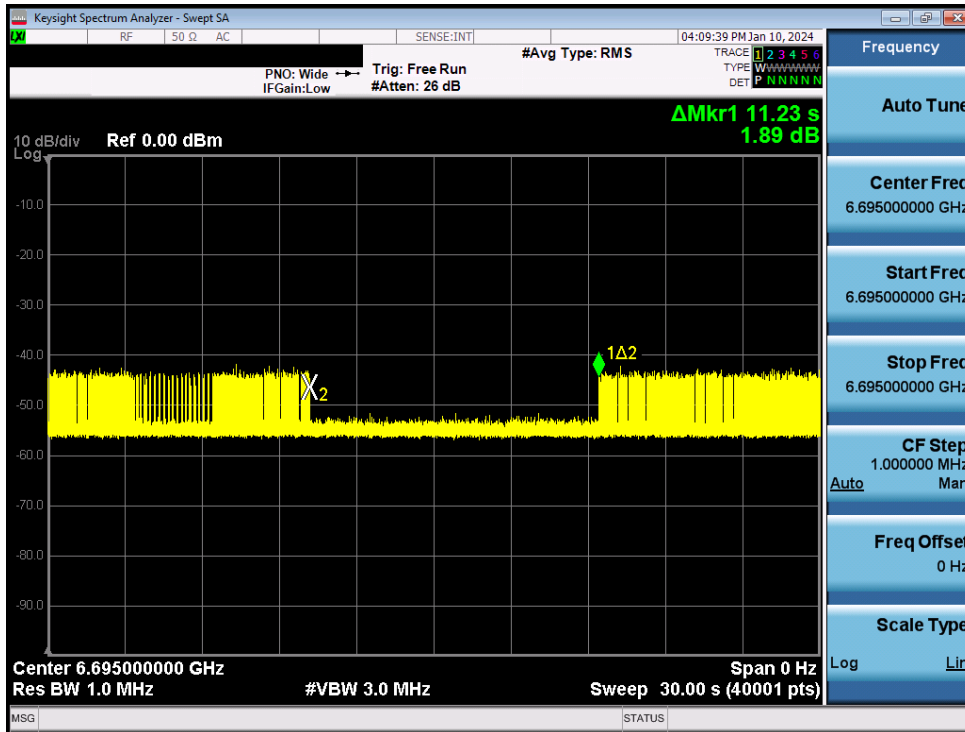


Plot 7-1247. Contention Based Protocol Timing Plot – UNII 6 – 160MHz Channel 111 – Mid

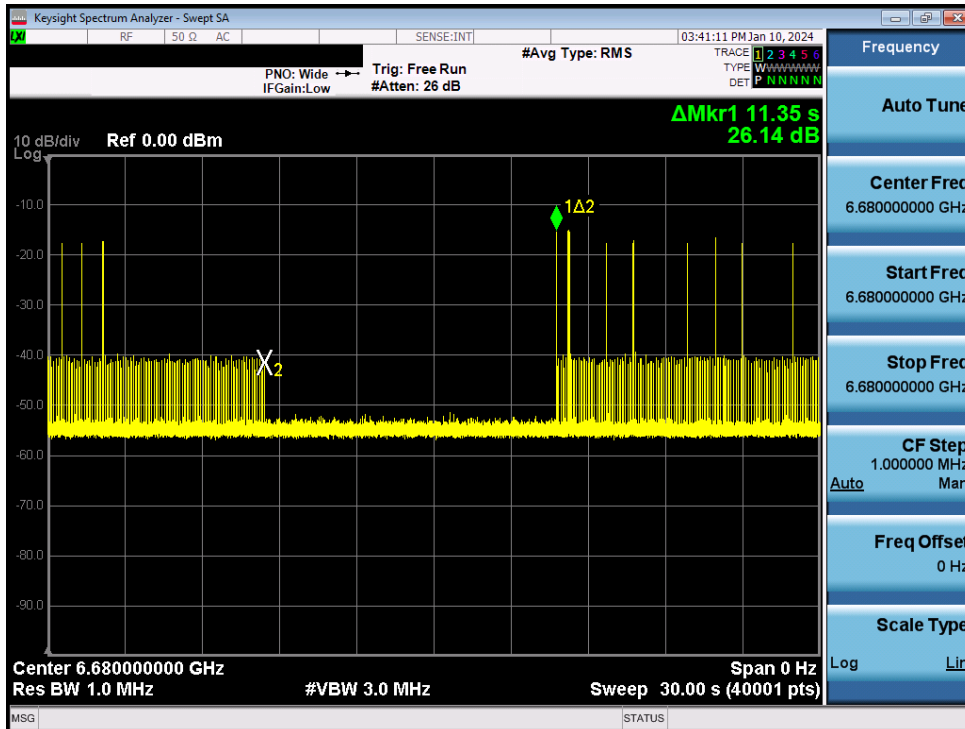


Plot 7-1248. Contention Based Protocol Timing Plot – UNII 6 – 160MHz Channel 111 – High

FCC ID: BCGA2899 IC: 579C-A2899		MEASUREMENT REPORT (CERTIFICATION)	Approved by: Technical Manager
Test Report S/N: 1C2311270066-26-R3.BCG	Test Dates: 11/29/2023 - 04/05/24	EUT Type: Tablet Device	Page 357 of 567

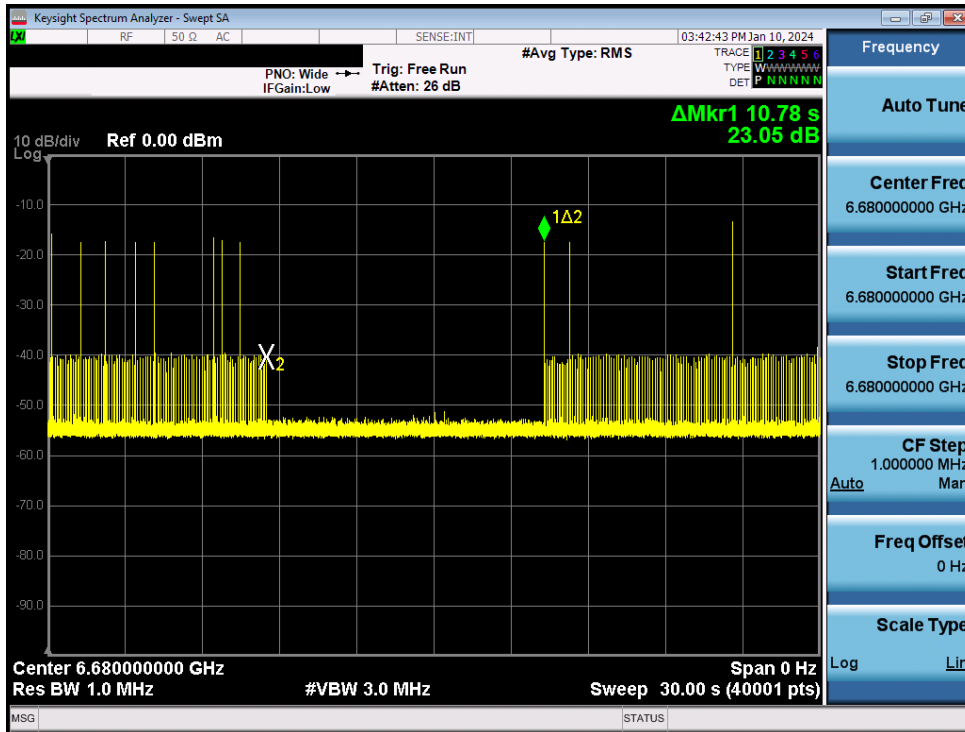


Plot 7-1249. Contention Based Protocol Timing Plot – UNII 7 – 20MHz Channel 149

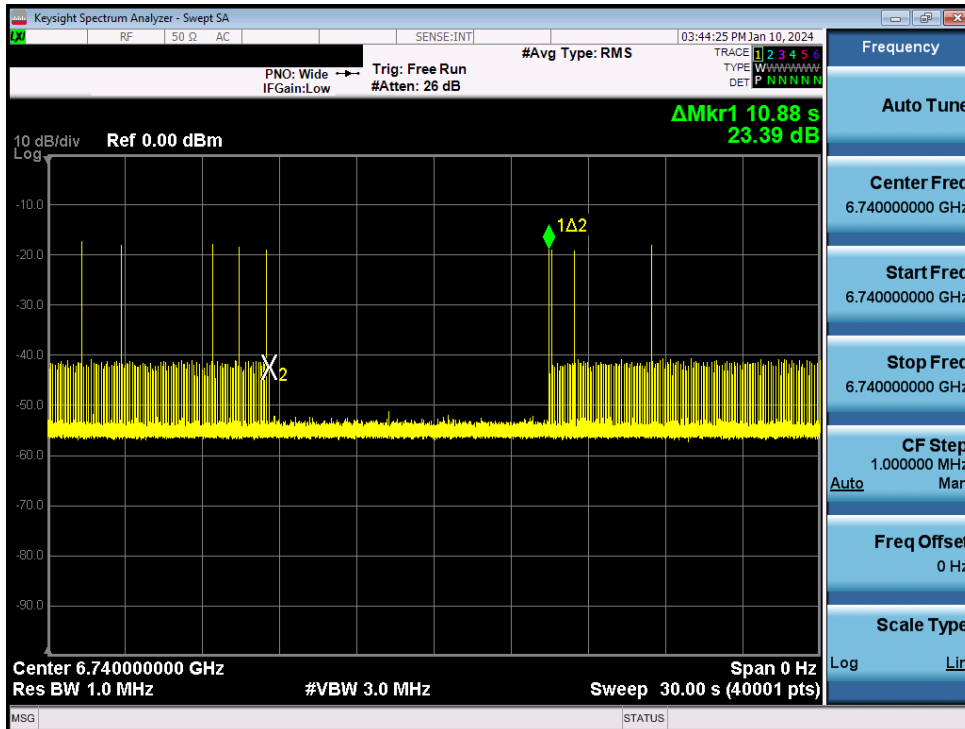


Plot 7-1250. Contention Based Protocol Timing Plot – UNII 7 – 160MHz Channel 143 – Low

FCC ID: BCGA2899 IC: 579C-A2899		MEASUREMENT REPORT (CERTIFICATION)	Approved by: Technical Manager
Test Report S/N: 1C2311270066-26-R3.BCG	Test Dates: 11/29/2023 - 04/05/24	EUT Type: Tablet Device	Page 358 of 567

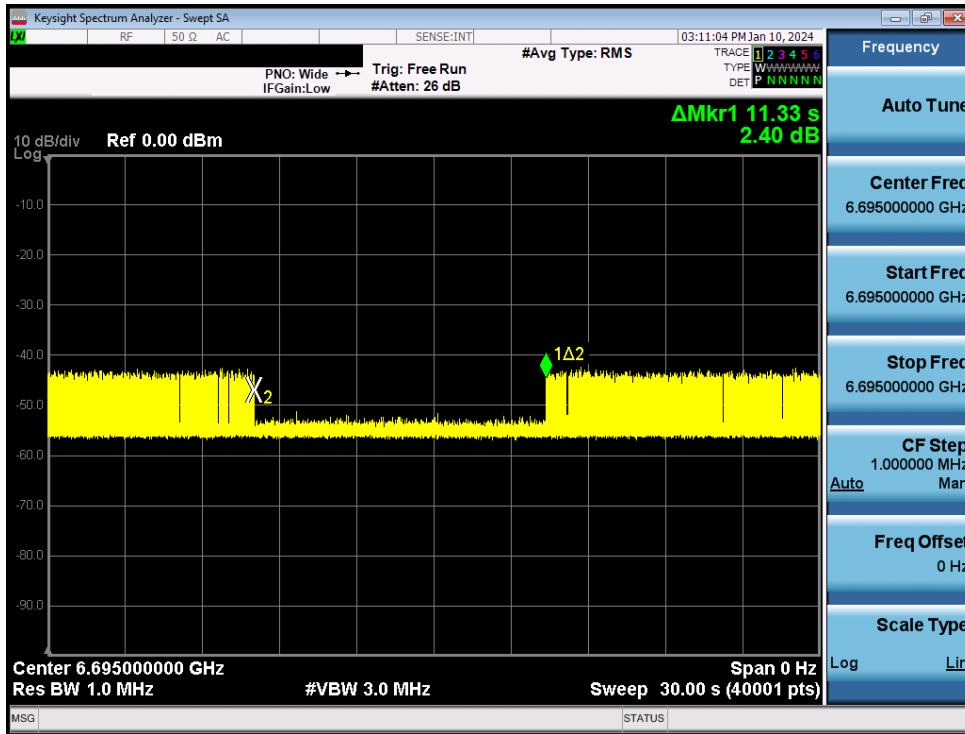


Plot 7-1251. Contention Based Protocol Timing Plot – UNII 7 – 160MHz Channel 143 – Mid

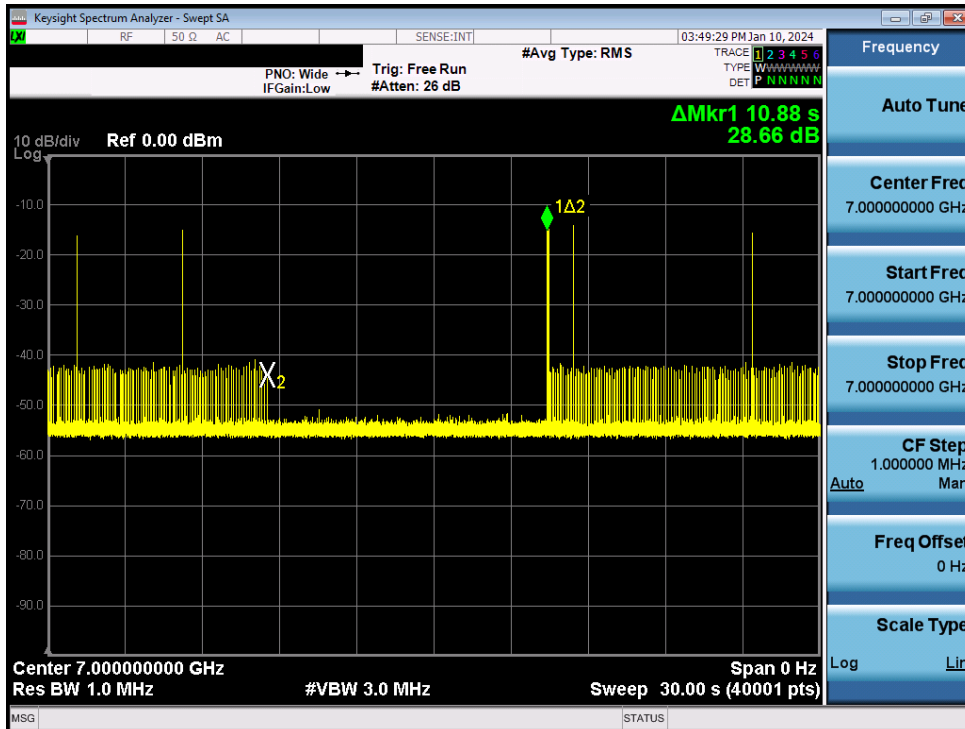


Plot 7-1252. Contention Based Protocol Timing Plot – UNII 7 – 160MHz Channel 143 – High

FCC ID: BCGA2899 IC: 579C-A2899		MEASUREMENT REPORT (CERTIFICATION)	Approved by: Technical Manager
Test Report S/N: 1C2311270066-26-R3.BCG	Test Dates: 11/29/2023 - 04/05/24	EUT Type: Tablet Device	Page 359 of 567



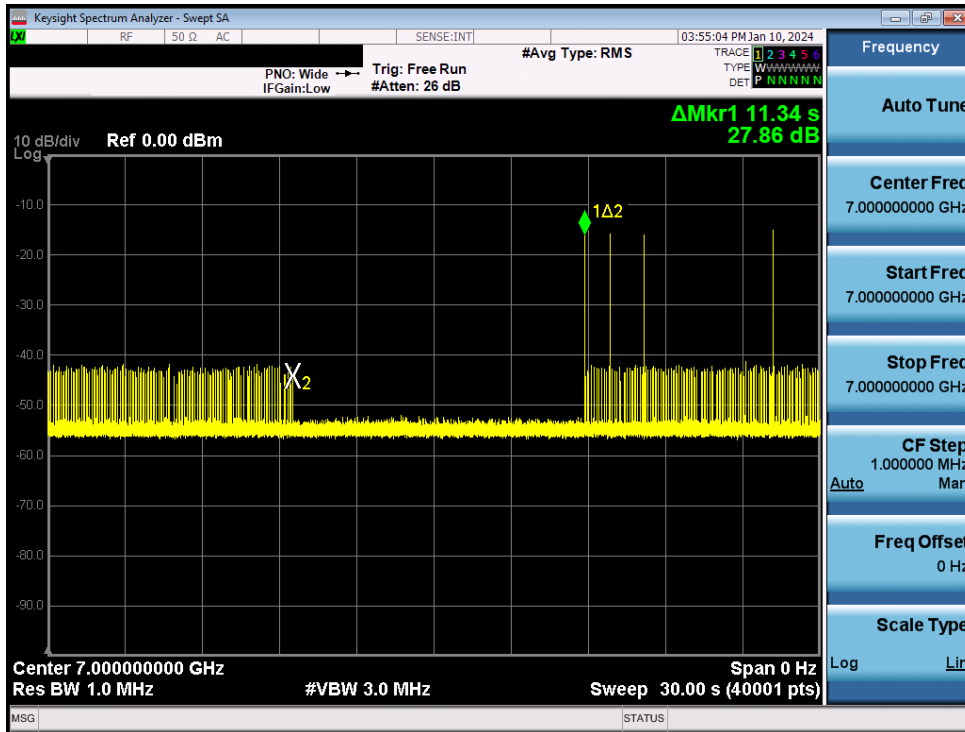
Plot 7-1253. Contention Based Protocol Timing Plot – UNII 8 – 20MHz Channel 197



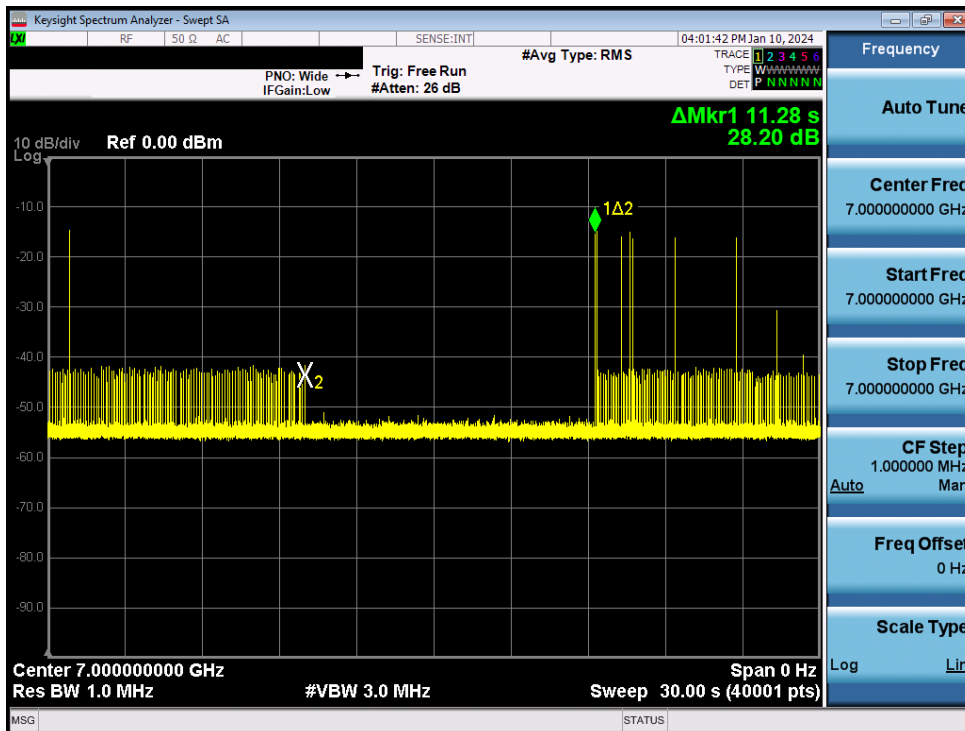
Plot 7-1254. Contention Based Protocol Timing Plot – UNII 8 – 160MHz Channel 207 – Low

FCC ID: BCGA2899 IC: 579C-A2899		MEASUREMENT REPORT (CERTIFICATION)	Approved by: Technical Manager
Test Report S/N: 1C2311270066-26-R3.BCG	Test Dates: 11/29/2023 - 04/05/24	EUT Type: Tablet Device	Page 360 of 567





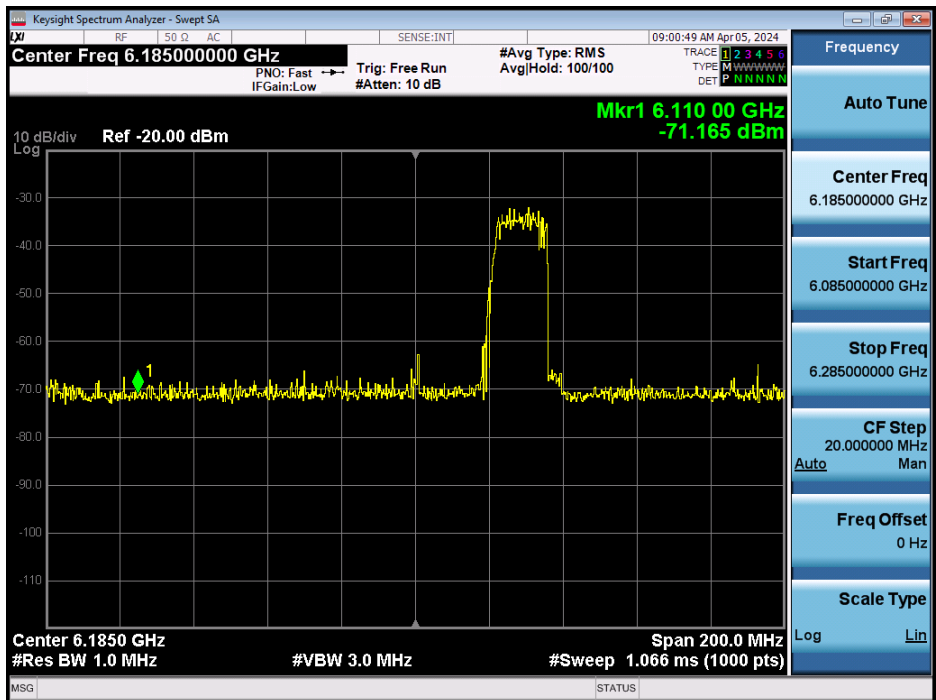
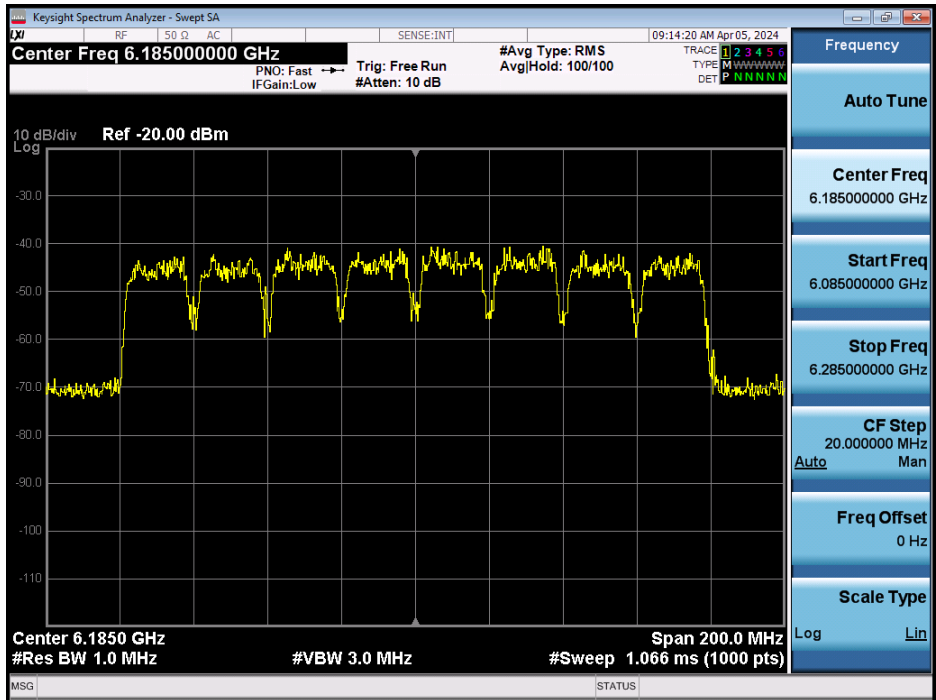
Plot 7-1255. Contention Based Protocol Timing Plot – UNII 8 – 160MHz Channel 207 – Mid



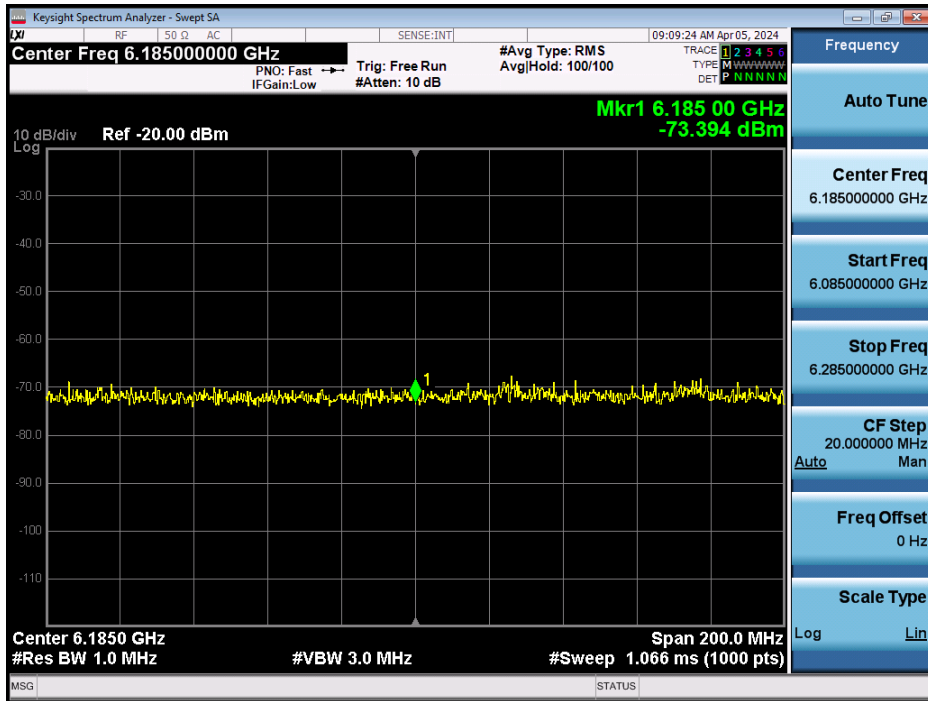
Plot 7-1256. Contention Based Protocol Timing Plot – UNII 8 – 160MHz Channel 207 – High

FCC ID: BCGA2899 IC: 579C-A2899		MEASUREMENT REPORT (CERTIFICATION)	Approved by: Technical Manager
Test Report S/N: 1C2311270066-26-R3.BCG	Test Dates: 11/29/2023 - 04/05/24	EUT Type: Tablet Device	Page 361 of 567

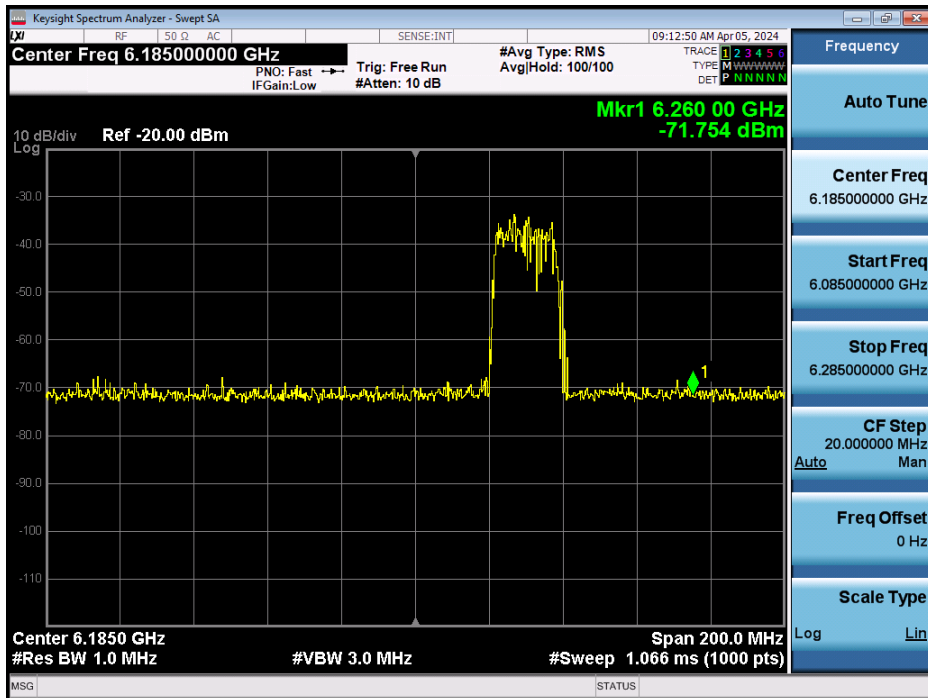
### CBP Bandwidth Reduction Plots



FCC ID: BCGA2899 IC: 579C-A2899		MEASUREMENT REPORT (CERTIFICATION)	Approved by: Technical Manager
Test Report S/N: 1C2311270066-26-R3.BCG	Test Dates: 11/29/2023 - 04/05/24	EUT Type: Tablet Device	Page 362 of 567



Plot 7-1259. 160MHz Bandwidth – AWGN Signal Injected at Center – Channel 47



Plot 7-1260. 160MHz Bandwidth – AWGN Signal Injected at High End – Channel 47

FCC ID: BCGA2899 IC: 579C-A2899		MEASUREMENT REPORT (CERTIFICATION)	Approved by: Technical Manager
Test Report S/N: 1C2311270066-26-R3.BCG	Test Dates: 11/29/2023 - 04/05/24	EUT Type: Tablet Device	Page 363 of 567

## 7.7 Radiated Spurious Emissions – Above 1GHz

§15.407(b) §15.205 §15.209; RSS-Gen [8.9]

### Test Overview and Limit

All out of band radiated spurious emissions are measured with a spectrum analyzer connected to a receive antenna while the EUT is operating at its maximum duty cycle, at its maximum power control level, as defined in ANSI C63.10-2013 and KDB 789033 D02 v02r01, and at the appropriate frequencies. All channels, modes (e.g. 802.11a, 802.11ax(SU) (20MHz BW), 802.11ax(SU) (40MHz BW), 802.11ax(SU) (80MHz), 802.11ax(SU) (160MHz) and modulations/data rates were investigated among all UNII bands. Only the radiated emissions of the configuration that produced the worst case emissions are reported in this section.

***For transmitters operating in the 5.925-7.125 GHz band: All emissions outside of the 5.925-7.125 GHz band shall not exceed an EIRP of -27 dBm/MHz. Emissions found in a restricted band are subject to the limits of 15.209 and RSS-Gen (8.9) as shown in the table below.***

Frequency	Field Strength [ $\mu\text{V/m}$ ]	Measured Distance [Meters]
Above 960.0 MHz	500	3

Table 7-164. Radiated Limits

### Test Procedures Used

ANSI C63.10-2013 – Sections 12.7.7.2, 12.7.6, 12.7.5  
KDB 789033 D02 v02r01 – Section G

### Test Settings

#### Average Field Strength Measurements

1. Analyzer center frequency was set to the frequency of the radiated spurious emission of interest
2. RBW = 1MHz
3. VBW = 3MHz
4. Detector = power average (RMS)
5. Number of measurement points = 1001 (Number of points must be  $\geq 2 \times \text{span/RBW}$ )
6. Averaging type = power (RMS)
7. Sweep time = auto couple
8. Trace was averaged over 100 sweeps

#### Peak Field Strength Measurements

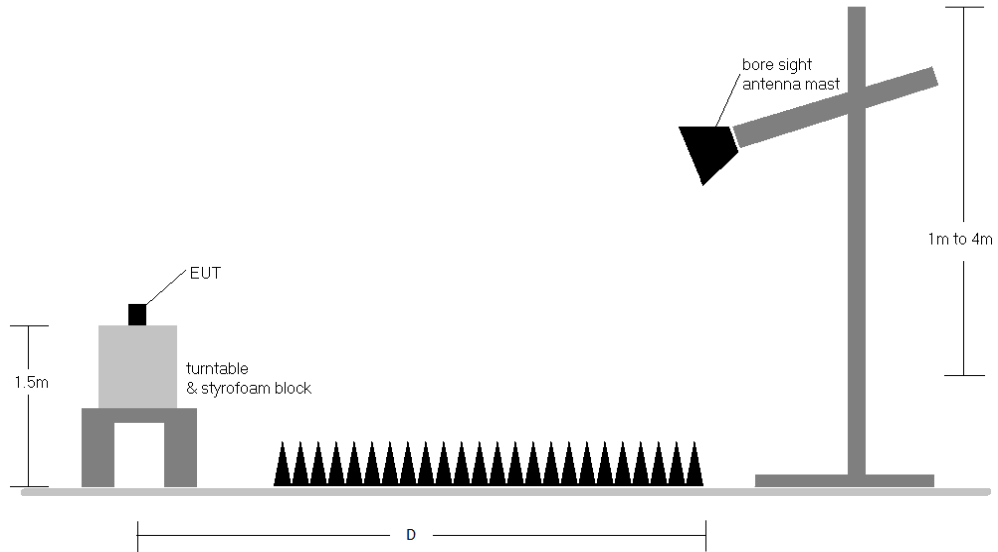
1. Analyzer center frequency was set to the frequency of the radiated spurious emission of interest
2. RBW = 1MHz
3. VBW = 3MHz
4. Detector = peak
5. Sweep time = auto couple
6. Trace mode = max hold
7. Trace was allowed to stabilize

FCC ID: BCGA2899 IC: 579C-A2899		MEASUREMENT REPORT (CERTIFICATION)	Approved by: Technical Manager
Test Report S/N: 1C2311270066-26-R3.BCG	Test Dates: 11/29/2023 - 04/05/24	EUT Type: Tablet Device	Page 364 of 567

V 10.5 12/15/2021

**Test Setup**

The EUT and measurement equipment were set up as shown in the diagram below.



**Figure 7-6. Test Instrument & Measurement Setup**

<b>FCC ID:</b> BCGA2899 <b>IC:</b> 579C-A2899	 <b>MEASUREMENT REPORT (CERTIFICATION)</b>		<b>Approved by:</b> Technical Manager
<b>Test Report S/N:</b> 1C2311270066-26-R3.BCG	<b>Test Dates:</b> 11/29/2023 - 04/05/24	<b>EUT Type:</b> Tablet Device	Page 365 of 567

**Test Notes**

1. All emissions that lie in the restricted bands (denoted by a \* next to the frequency) specified in §15.205 and Section 8.10 of RSS-Gen are below the limit shown in Table 7-161.
2. All spurious emissions lying in restricted bands specified in §15.205 and Section 8.10 of RSS-Gen are below the limit shown in Table 7-161. All spurious emissions that do not lie in a restricted band are subject to a peak limit of -27dBm/MHz. At a distance of 3 meters, the field strength limit in dB $\mu$ V/m can be determined by adding a “conversion” factor of 95.2dB to the EIRP limit of -27dBm/MHz to obtain the limit for out of band spurious emissions of 68.2dB $\mu$ V/m.
3. The antenna is manipulated through typical positions, polarity and length during the tests. The EUT is manipulated through three orthogonal planes.
4. This unit was tested with its standard battery.
5. The spectrum is measured from 9kHz to the 10th harmonic of the fundamental frequency of the transmitter using CISPR quasi peak detector below 1GHz. Above 1 GHz, average and peak measurements were taken using linearly polarized horn antennas.
6. D is the measurement test distance and emissions 1-18GHz were measured at a 3 meters test distance while emissions above 18GHz were measured at a 1 meter test distance with the application of a distance correction factor.
7. The wide spectrum spurious emissions plots shown on the following pages are used only for the purpose of emission identification. Any emissions found to be within 20dB of the limit are fully investigated and the results are shown in this section.
8. All data rates were investigated and only the worse case is reported
9. The unit was tested with all possible modes and only the highest emission is reported.
10. The "-" shown in the following RSE tables are used to denote a noise floor measurement.
11. All radiated measurements were tested at the highest supported power setting per band.

**Sample Calculations**

**Determining Spurious Emissions Levels**

- Field Strength Level [dB $\mu$ V/m] = Analyzer Level [dBm] + 107 + AFCL [dB/m]
- AFCL [dB/m] = Antenna Factor [dB/m] + Cable Loss [dB] – Preamplifier Gain [dB]
- Margin [dB] = Field Strength Level [dB $\mu$ V/m] – Limit [dB $\mu$ V/m]

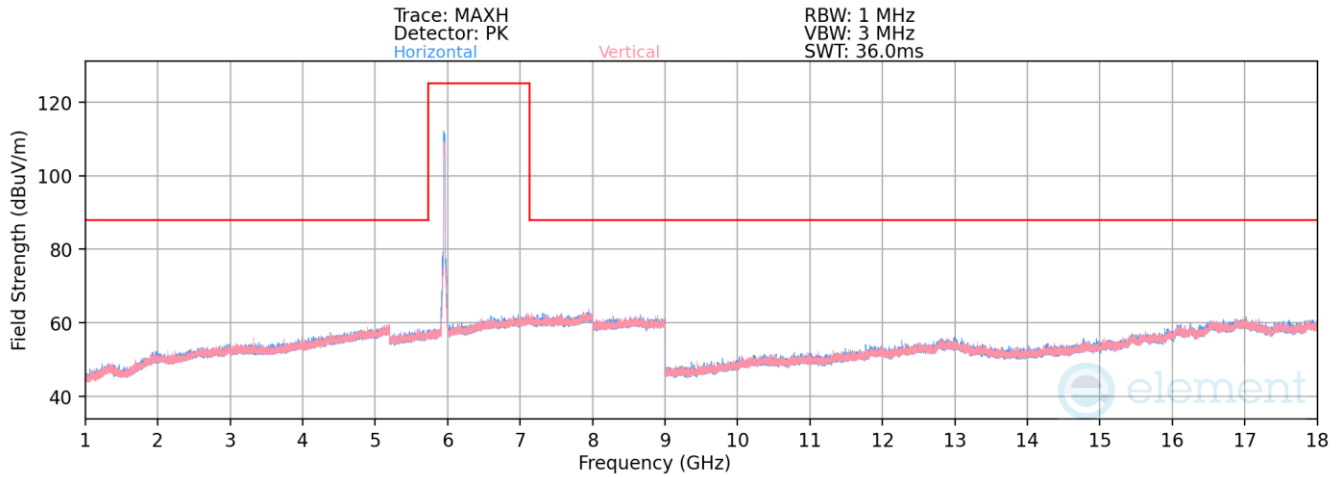
**Radiated Band Edge Measurement Offset**

- The amplitude offset shown in the radiated restricted band edge plots in Section 7.7.6-7.7.25 was calculated using the formula:

$$\text{Offset (dB)} = (\text{Antenna Factor} + \text{Cable Loss} + \text{Attenuator}) - \text{Preamplifier Gain}$$

FCC ID: BCGA2899 IC: 579C-A2899	 <b>MEASUREMENT REPORT (CERTIFICATION)</b>	Approved by: Technical Manager
Test Report S/N: 1C2311270066-26-R3.BCG	Test Dates: 11/29/2023 - 04/05/24	EUT Type: Tablet Device

### 7.7.1 Antenna 5T Radiated Spurious Emission



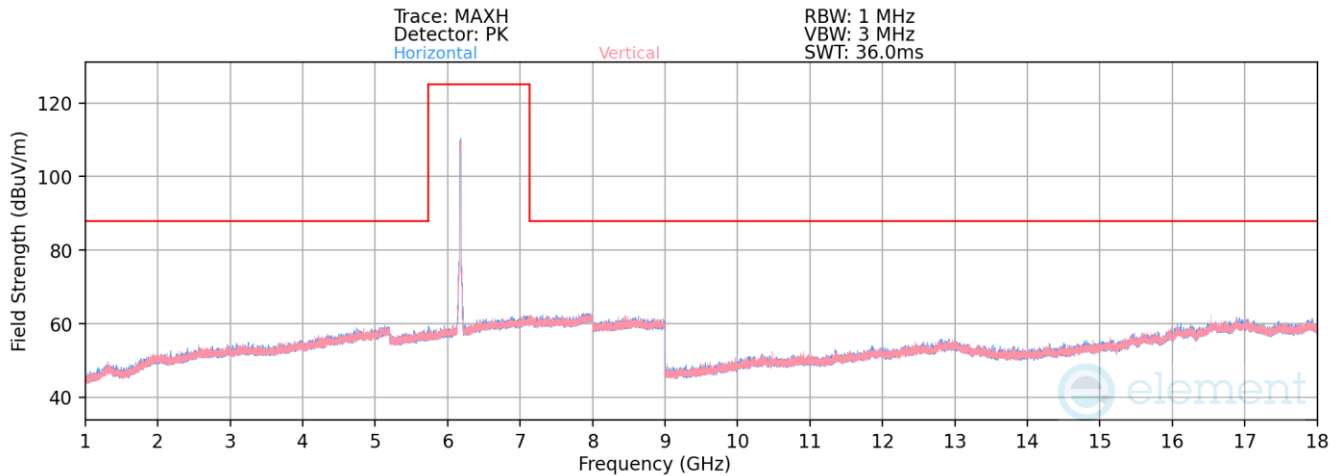
**Plot 7-1261. Radiated Spurious Emission Antenna 5T (802.11ax – Ch.1)**

Mode: 802.11ax  
 Data Rate: MCS2  
 Distance of Measurements: 3 Meters  
 Operating Frequency: 5955MHz  
 Channel: 1

Frequency [MHz]	Detector	Ant. Pol. [H/V]	Antenna Height [cm]	Turntable Azimuth [degree]	Analyzer Level [dBm]	AFCL [dB/m]	Field Strength [dBμV/m]	Limit [dBμV/m]	Margin [dB]
* 11910.00	Peak	V	-	-	-74.04	20.12	53.08	73.98	-20.90
* 11910.00	Average	V	-	-	-85.65	20.12	41.47	53.98	-12.51
* 17865.00	Peak	V	-	-	-73.86	23.72	56.86	73.98	-17.12
* 17865.00	Average	V	-	-	-86.37	23.72	44.35	53.98	-9.63

**Table 7-165. Radiated Spurious Emission Measurements Antenna 5T**

FCC ID: BCGA2899 IC: 579C-A2899		MEASUREMENT REPORT (CERTIFICATION)	Approved by: Technical Manager
Test Report S/N: 1C2311270066-26-R3.BCG	Test Dates: 11/29/2023 - 04/05/24	EUT Type: Tablet Device	Page 367 of 567



**Plot 7-1262. Radiated Spurious Emission Antenna 5T (802.11ax – Ch45)**

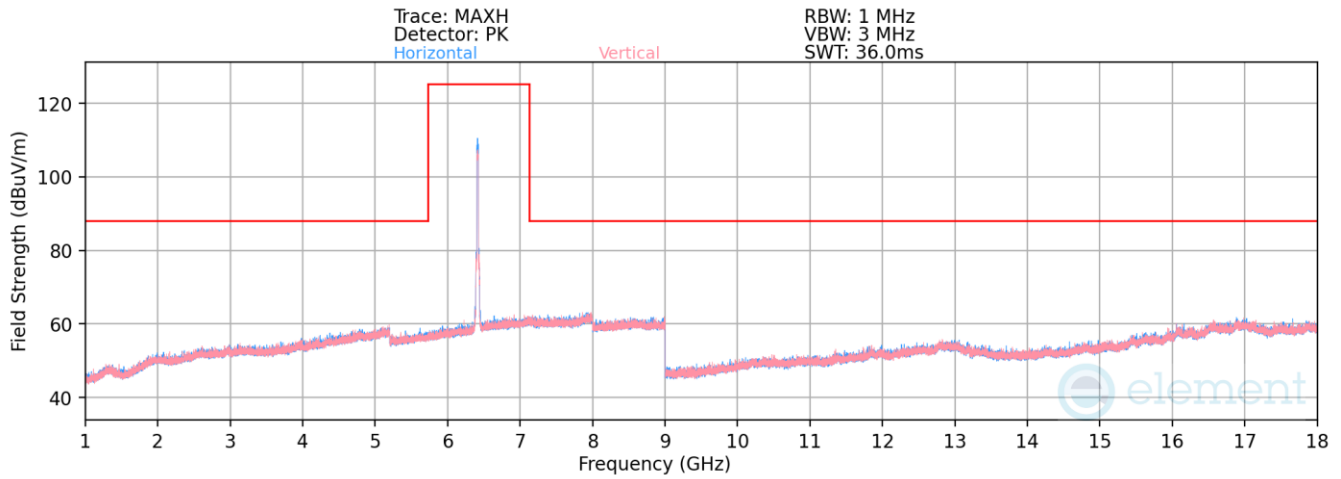
Mode: 802.11ax  
 Data Rate: MCS2  
 Distance of Measurements: 3 Meters  
 Operating Frequency: 6175MHz  
 Channel: 45

Frequency [MHz]	Detector	Ant. Pol. [H/V]	Antenna Height [cm]	Turntable Azimuth [degree]	Analyzer Level [dBm]	AFCL [dB/m]	Field Strength [dBμV/m]	Limit [dBμV/m]	Margin [dB]
* 12350.00	Peak	V	-	-	-73.75	20.83	54.08	73.98	-19.90
* 12350.00	Average	V	-	-	-86.01	20.83	41.82	53.98	-12.16

**Table 7-166. Radiated Spurious Emission Measurements Antenna 5T**

FCC ID: BCGA2899 IC: 579C-A2899		<b>MEASUREMENT REPORT (CERTIFICATION)</b>	Approved by: Technical Manager
Test Report S/N: 1C2311270066-26-R3.BCG	Test Dates: 11/29/2023 - 04/05/24	EUT Type: Tablet Device	Page 368 of 567





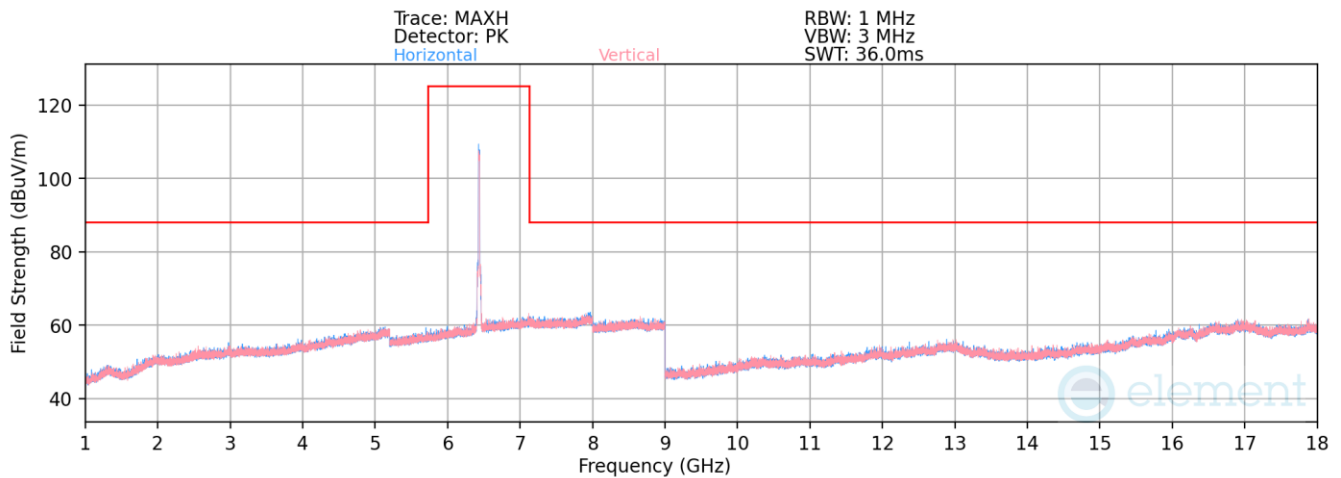
**Plot 7-1263. Radiated Spurious Emission Antenna 5T (802.11ax – Ch.93)**

Mode: 802.11ax  
 Data Rate: MCS2  
 Distance of Measurements: 3 Meters  
 Operating Frequency: 6415MHz  
 Channel: 93

Frequency [MHz]	Detector	Ant. Pol. [H/V]	Antenna Height [cm]	Turntable Azimuth [degree]	Analyzer Level [dBm]	AFCL [dB/m]	Field Strength [dBμV/m]	Limit [dBμV/m]	Margin [dB]
12830.00	Peak	V	-	-	-74.40	22.26	54.86	88.23	-33.37
12830.00	Average	V	-	-	-86.03	22.26	43.23	68.23	-25.00

**Table 7-167. Radiated Spurious Emission Measurements Antenna 5T**

FCC ID: BCGA2899 IC: 579C-A2899		<b>MEASUREMENT REPORT (CERTIFICATION)</b>	Approved by: Technical Manager
Test Report S/N: 1C2311270066-26-R3.BCG	Test Dates: 11/29/2023 - 04/05/24	EUT Type: Tablet Device	Page 369 of 567



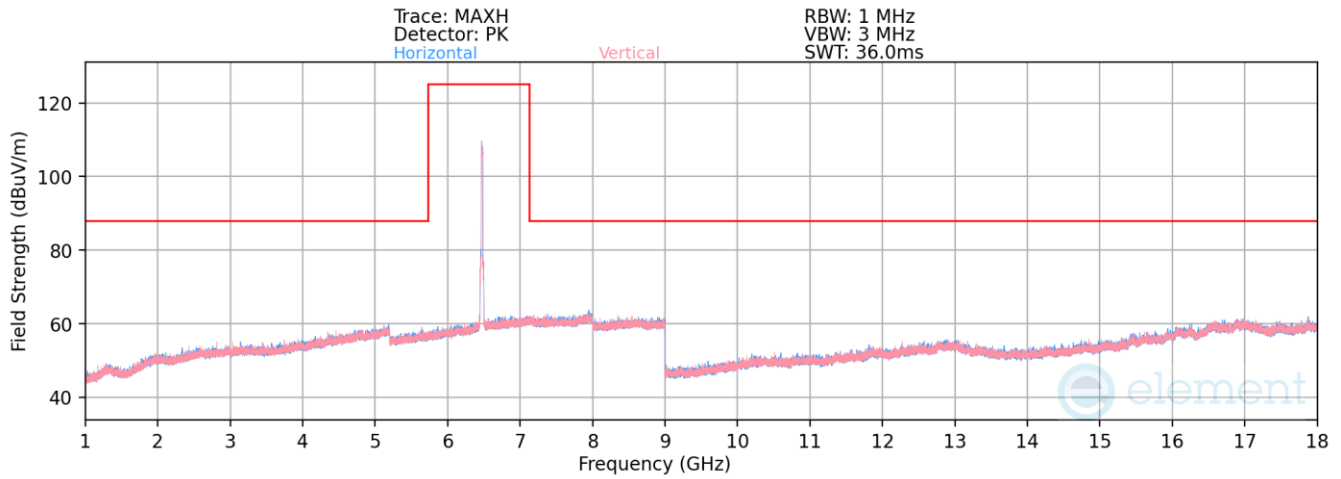
**Plot 7-1264. Radiated Spurious Emission Antenna 5T (802.11ax – Ch97)**

Mode: 802.11ax  
 Data Rate: MCS2  
 Distance of Measurements: 3 Meters  
 Operating Frequency: 6435MHz  
 Channel: 97

Frequency [MHz]	Detector	Ant. Pol. [H/V]	Antenna Height [cm]	Turntable Azimuth [degree]	Analyzer Level [dBm]	AFCL [dB/m]	Field Strength [dBμV/m]	Limit [dBμV/m]	Margin [dB]
12870.00	Peak	V	-	-	-74.13	21.68	54.55	88.23	-33.68
12870.00	Average	V	-	-	-86.69	21.68	41.99	68.23	-26.24

**Table 7-168. Radiated Spurious Emission Measurements Antenna 5T**

FCC ID: BCGA2899 IC: 579C-A2899		<b>MEASUREMENT REPORT (CERTIFICATION)</b>	Approved by: Technical Manager
Test Report S/N: 1C2311270066-26-R3.BCG	Test Dates: 11/29/2023 - 04/05/24	EUT Type: Tablet Device	Page 370 of 567



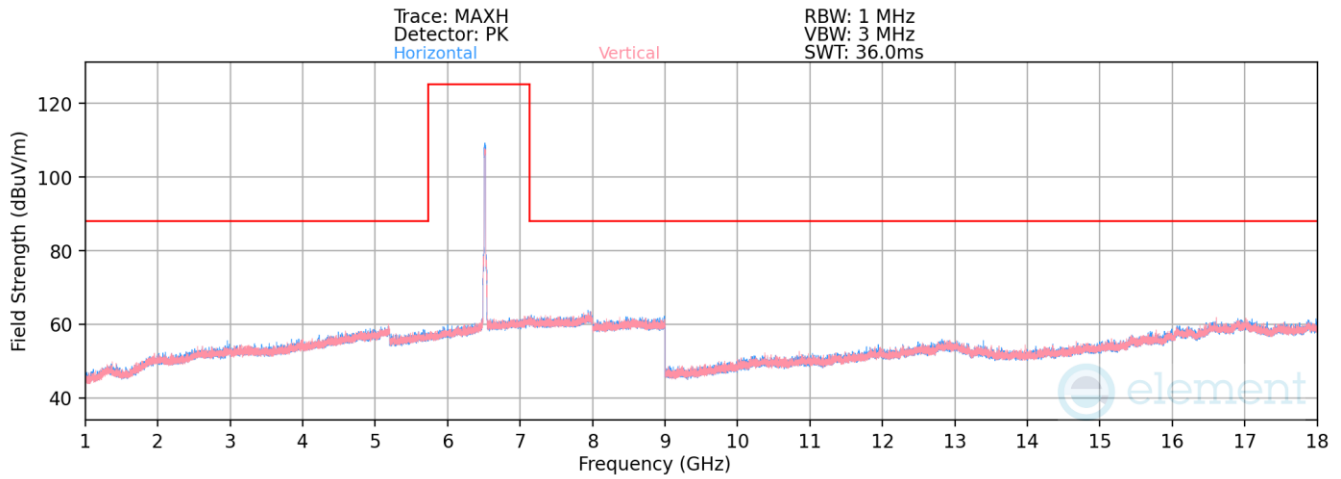
**Plot 7-1265. Radiated Spurious Emission Antenna 5T (802.11ax – Ch.105)**

Mode: 802.11ax  
 Data Rate: MCS2  
 Distance of Measurements: 3 Meters  
 Operating Frequency: 6475MHz  
 Channel: 105

Frequency [MHz]	Detector	Ant. Pol. [H/V]	Antenna Height [cm]	Turntable Azimuth [degree]	Analyzer Level [dBm]	AFCL [dB/m]	Field Strength [dBμV/m]	Limit [dBμV/m]	Margin [dB]
12950.00	Peak	V	-	-	-74.01	21.74	54.73	88.23	-33.50
12950.00	Average	V	-	-	-86.55	21.74	42.19	68.23	-26.04

**Table 7-169. Radiated Spurious Emission Measurements Antenna 5T**

FCC ID: BCGA2899 IC: 579C-A2899		<b>MEASUREMENT REPORT (CERTIFICATION)</b>	<b>Approved by:</b> Technical Manager
Test Report S/N: 1C2311270066-26-R3.BCG	Test Dates: 11/29/2023 - 04/05/24	EUT Type: Tablet Device	Page 371 of 567



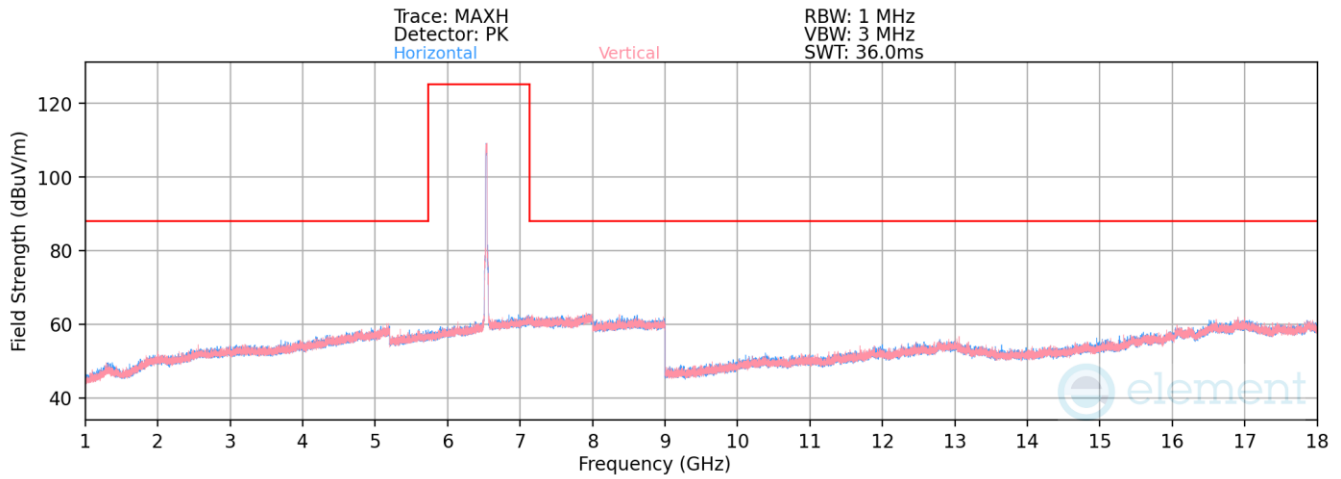
**Plot 7-1266. Radiated Spurious Emission Antenna 5T (802.11ax – Ch.113)**

Mode: 802.11ax  
 Data Rate: MCS2  
 Distance of Measurements: 3 Meters  
 Operating Frequency: 6515MHz  
 Channel: 113

Frequency [MHz]	Detector	Ant. Pol. [H/V]	Antenna Height [cm]	Turntable Azimuth [degree]	Analyzer Level [dBm]	AFCL [dB/m]	Field Strength [dBμV/m]	Limit [dBμV/m]	Margin [dB]
13030.00	Peak	V	-	-	-74.51	22.06	54.55	88.23	-33.68
13030.00	Average	V	-	-	-86.66	22.06	42.40	68.23	-25.83

**Table 7-170. Radiated Spurious Emission Measurements Antenna 5T**

FCC ID: BCGA2899 IC: 579C-A2899		<b>MEASUREMENT REPORT (CERTIFICATION)</b>	<b>Approved by:</b> Technical Manager
<b>Test Report S/N:</b> 1C2311270066-26-R3.BCG	<b>Test Dates:</b> 11/29/2023 - 04/05/24	<b>EUT Type:</b> Tablet Device	Page 372 of 567



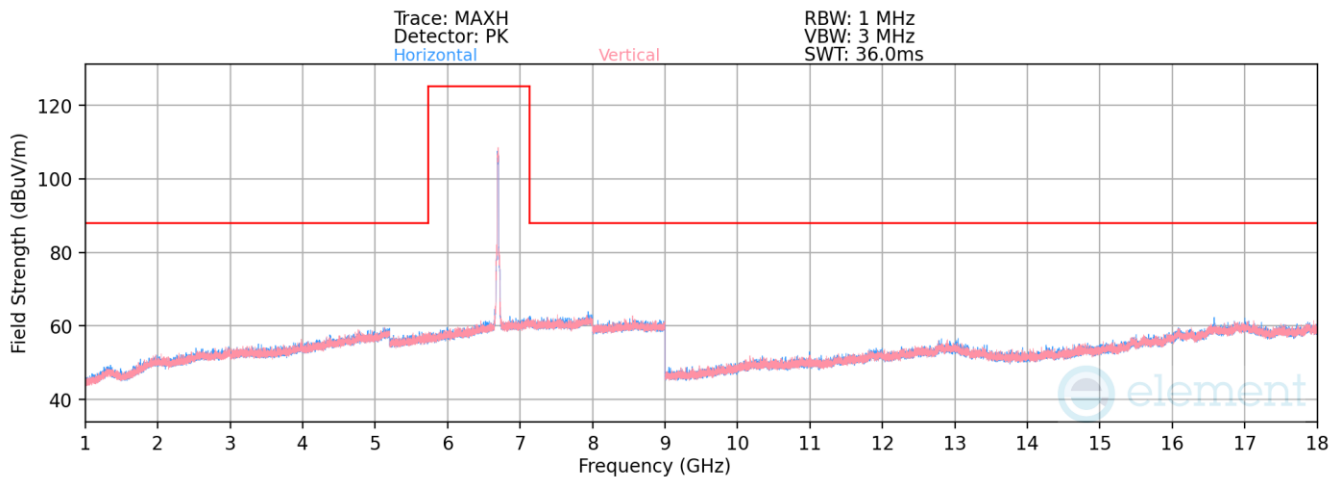
**Plot 7-1267. Radiated Spurious Emission Antenna 5T (802.11ax – Ch.117)**

Mode: 802.11ax  
 Data Rate: MCS2  
 Distance of Measurements: 3 Meters  
 Operating Frequency: 6535MHz  
 Channel: 117

Frequency [MHz]	Detector	Ant. Pol. [H/V]	Antenna Height [cm]	Turntable Azimuth [degree]	Analyzer Level [dBm]	AFCL [dB/m]	Field Strength [dBμV/m]	Limit [dBμV/m]	Margin [dB]
13070.00	Peak	V	-	-	-73.70	21.52	54.82	88.23	-33.41
13070.00	Average	V	-	-	-85.63	21.52	42.89	68.23	-25.34

**Table 7-171. Radiated Spurious Emission Measurements Antenna 5T**

FCC ID: BCGA2899 IC: 579C-A2899		<b>MEASUREMENT REPORT (CERTIFICATION)</b>	Approved by: Technical Manager
Test Report S/N: 1C2311270066-26-R3.BCG	Test Dates: 11/29/2023 - 04/05/24	EUT Type: Tablet Device	Page 373 of 567



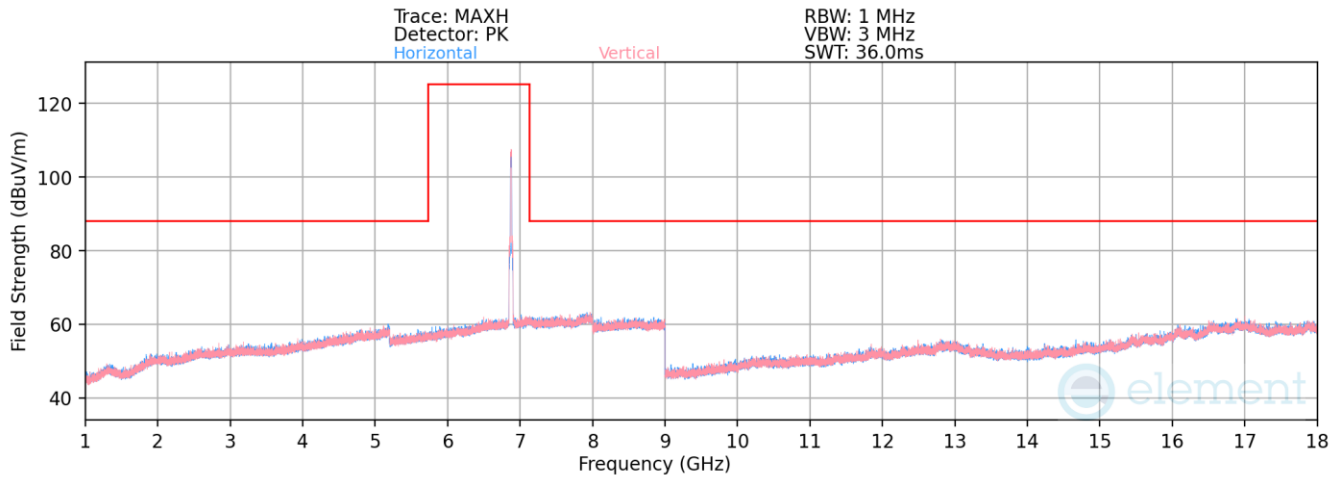
**Plot 7-1268. Radiated Spurious Emission Antenna 5T (802.11ax – Ch.149)**

Mode: 802.11ax  
 Data Rate: MCS2  
 Distance of Measurements: 3 Meters  
 Operating Frequency: 6695MHz  
 Channel: 149

Frequency [MHz]	Detector	Ant. Pol. [H/V]	Antenna Height [cm]	Turntable Azimuth [degree]	Analyzer Level [dBm]	AFCL [dB/m]	Field Strength [dBμV/m]	Limit [dBμV/m]	Margin [dB]
* 13390.00	Peak	V	-	-	-73.81	21.74	54.93	73.98	-19.05
* 13390.00	Average	V	-	-	-85.96	21.74	42.78	53.98	-11.20

**Table 7-172. Radiated Spurious Emission Measurements Antenna 5T**

FCC ID: BCGA2899 IC: 579C-A2899		<b>MEASUREMENT REPORT (CERTIFICATION)</b>	Approved by: Technical Manager
Test Report S/N: 1C2311270066-26-R3.BCG	Test Dates: 11/29/2023 - 04/05/24	EUT Type: Tablet Device	Page 374 of 567



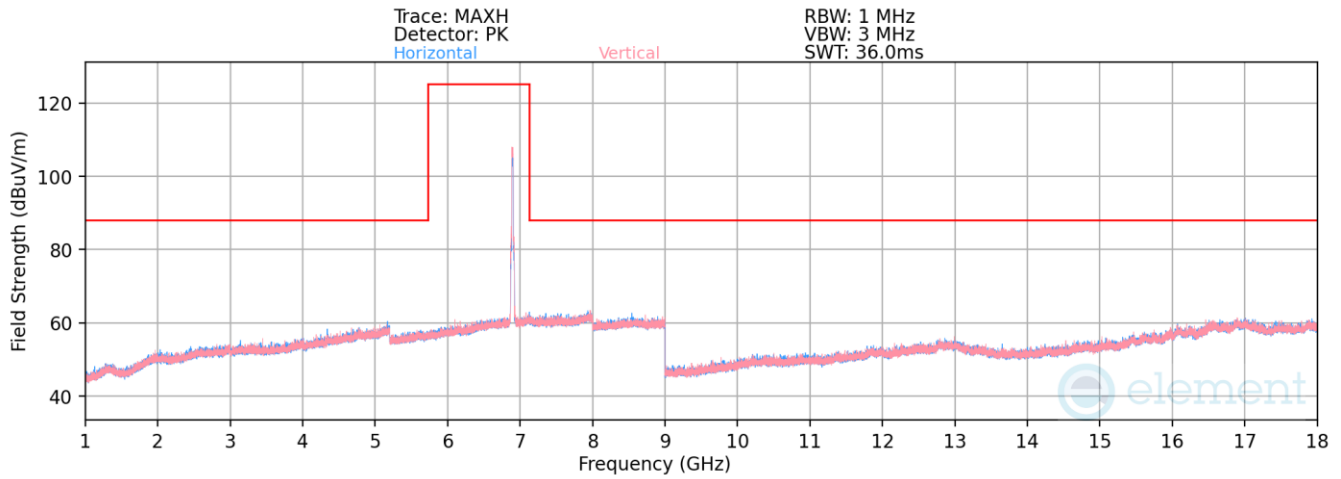
**Plot 7-1269. Radiated Spurious Emission Antenna 5T (802.11ax – Ch.185)**

Mode: 802.11ax  
 Data Rate: MCS2  
 Distance of Measurements: 3 Meters  
 Operating Frequency: 6875MHz  
 Channel: 185

Frequency [MHz]	Detector	Ant. Pol. [H/V]	Antenna Height [cm]	Turntable Azimuth [degree]	Analyzer Level [dBm]	AFCL [dB/m]	Field Strength [dBμV/m]	Limit [dBμV/m]	Margin [dB]
13750.00	Peak	V	-	-	-71.88	21.80	56.92	88.23	-31.31
13750.00	Average	V	-	-	-85.35	21.80	43.45	68.23	-24.78

**Table 7-173. Radiated Spurious Emission Measurements Antenna 5T**

FCC ID: BCGA2899 IC: 579C-A2899		<b>MEASUREMENT REPORT (CERTIFICATION)</b>	Approved by: Technical Manager
Test Report S/N: 1C2311270066-26-R3.BCG	Test Dates: 11/29/2023 - 04/05/24	EUT Type: Tablet Device	Page 375 of 567



**Plot 7-1270. Radiated Spurious Emission Antenna 5T (802.11ax – Ch.189)**

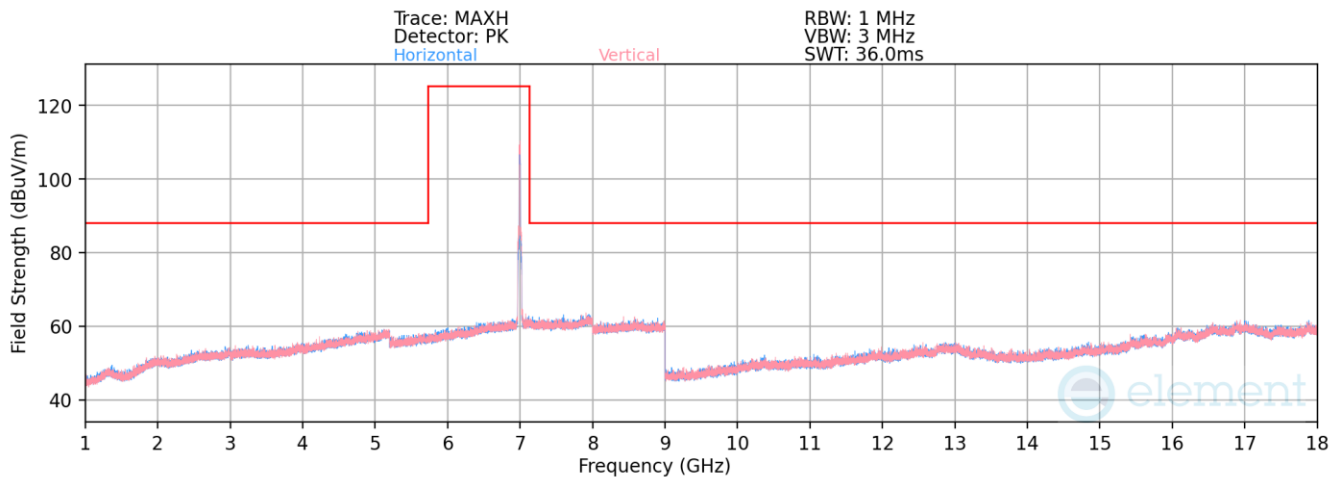
Mode: 802.11ax  
 Data Rate: MCS2  
 Distance of Measurements: 3 Meters  
 Operating Frequency: 6895MHz  
 Channel: 189

Frequency [MHz]	Detector	Ant. Pol. [H/V]	Antenna Height [cm]	Turntable Azimuth [degree]	Analyzer Level [dBm]	AFCL [dB/m]	Field Strength [dBμV/m]	Limit [dBμV/m]	Margin [dB]
13790.00	Peak	V	-	-	-71.55	21.86	57.31	88.23	-30.92
13790.00	Average	V	-	-	-84.98	21.86	43.88	68.23	-24.35

**Table 7-174. Radiated Spurious Emission Measurements Antenna 5T**

FCC ID: BCGA2899 IC: 579C-A2899		<b>MEASUREMENT REPORT (CERTIFICATION)</b>	Approved by: Technical Manager
Test Report S/N: 1C2311270066-26-R3.BCG	Test Dates: 11/29/2023 - 04/05/24	EUT Type: Tablet Device	Page 376 of 567





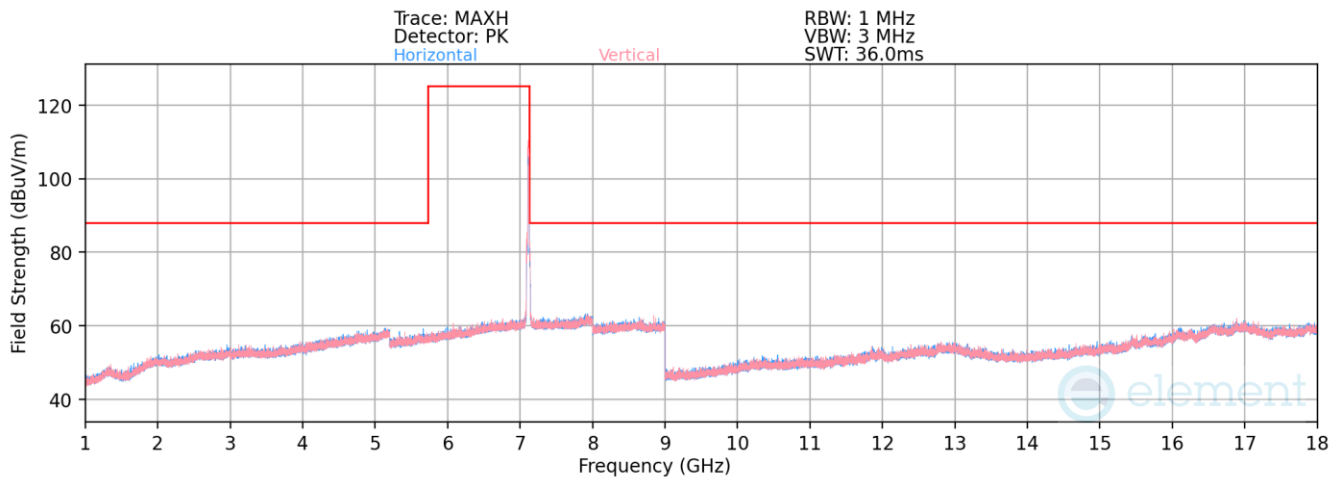
**Plot 7-1271. Radiated Spurious Emission Antenna 5T (802.11ax – Ch.209)**

Mode: 802.11ax  
 Data Rate: MCS2  
 Distance of Measurements: 3 Meters  
 Operating Frequency: 6995MHz  
 Channel: 209

Frequency [MHz]	Detector	Ant. Pol. [H/V]	Antenna Height [cm]	Turntable Azimuth [degree]	Analyzer Level [dBm]	AFCL [dB/m]	Field Strength [dBμV/m]	Limit [dBμV/m]	Margin [dB]
13990.00	Peak	V	-	-	-75.38	21.77	53.39	88.23	-34.84
13990.00	Average	V	-	-	-86.56	21.77	42.21	68.23	-26.02

**Table 7-175. Radiated Spurious Emission Measurements Antenna 5T**

FCC ID: BCGA2899 IC: 579C-A2899		<b>MEASUREMENT REPORT (CERTIFICATION)</b>		Approved by: Technical Manager
Test Report S/N: 1C2311270066-26-R3.BCG	Test Dates: 11/29/2023 - 04/05/24	EUT Type: Tablet Device		Page 377 of 567



**Plot 7-1272. Radiated Spurious Emission Antenna 5T (802.11ax – Ch.233)**

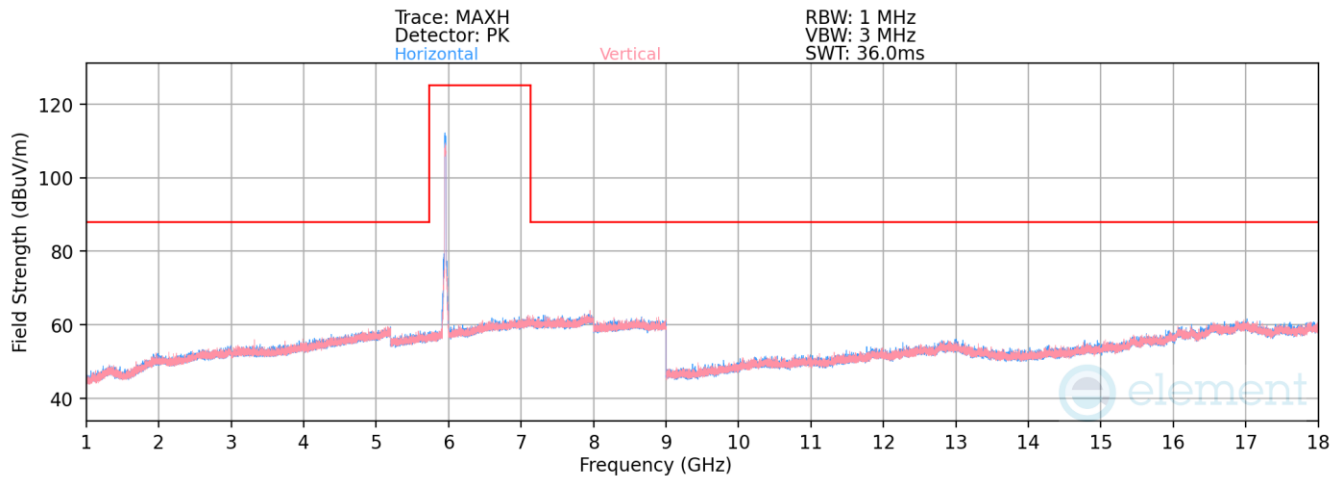
Mode: 802.11ax  
 Data Rate: MCS2  
 Distance of Measurements: 3 Meters  
 Operating Frequency: 7115MHz  
 Channel: 233

Frequency [MHz]	Detector	Ant. Pol. [H/V]	Antenna Height [cm]	Turntable Azimuth [degree]	Analyzer Level [dBm]	AFCL [dB/m]	Field Strength [dBμV/m]	Limit [dBμV/m]	Margin [dB]
14230.00	Peak	V	-	-	-74.82	22.44	54.62	88.23	-33.61
14230.00	Average	V	-	-	-87.35	22.44	42.09	68.23	-26.14

**Table 7-176. Radiated Spurious Emission Measurements Antenna 5T**

FCC ID: BCGA2899 IC: 579C-A2899		<b>MEASUREMENT REPORT (CERTIFICATION)</b>	Approved by: Technical Manager
Test Report S/N: 1C2311270066-26-R3.BCG	Test Dates: 11/29/2023 - 04/05/24	EUT Type: Tablet Device	Page 378 of 567

## 7.7.2 Antenna 3b Radiated Spurious Emission



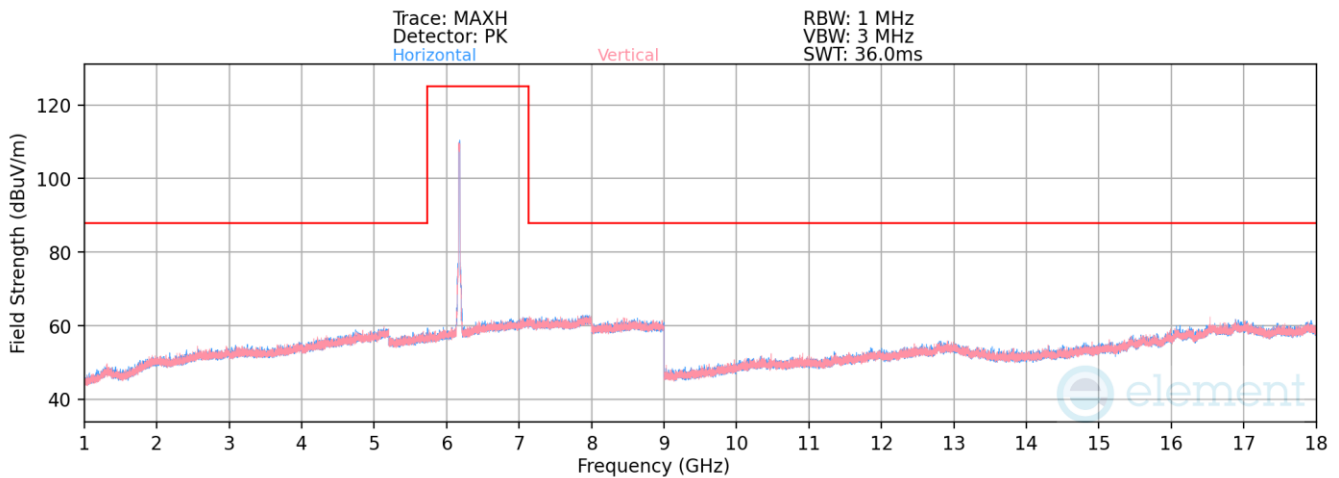
**Plot 7-1273. Radiated Spurious Emission Antenna 3b (802.11ax – Ch.1)**

Mode: 802.11ax  
 Data Rate: MCS2  
 Distance of Measurements: 3 Meters  
 Operating Frequency: 5955MHz  
 Channel: 1

Frequency [MHz]	Detector	Ant. Pol. [H/V]	Antenna Height [cm]	Turntable Azimuth [degree]	Analyzer Level [dBm]	AFCL [dB/m]	Field Strength [dBμV/m]	Limit [dBμV/m]	Margin [dB]
* 11910.00	Peak	V	-	-	-73.96	20.12	53.16	73.98	-20.82
* 11910.00	Average	V	-	-	-85.51	20.12	41.61	53.98	-12.37
* 17865.00	Peak	V	-	-	-75.05	23.72	55.67	73.98	-18.31
* 17865.00	Average	V	-	-	-86.50	23.72	44.22	53.98	-9.76

**Table 7-177. Radiated Spurious Emission Measurements Antenna 3b**

FCC ID: BCGA2899 IC: 579C-A2899		<b>MEASUREMENT REPORT (CERTIFICATION)</b>	Approved by: Technical Manager
Test Report S/N: 1C2311270066-26-R3.BCG	Test Dates: 11/29/2023 - 04/05/24	EUT Type: Tablet Device	Page 379 of 567



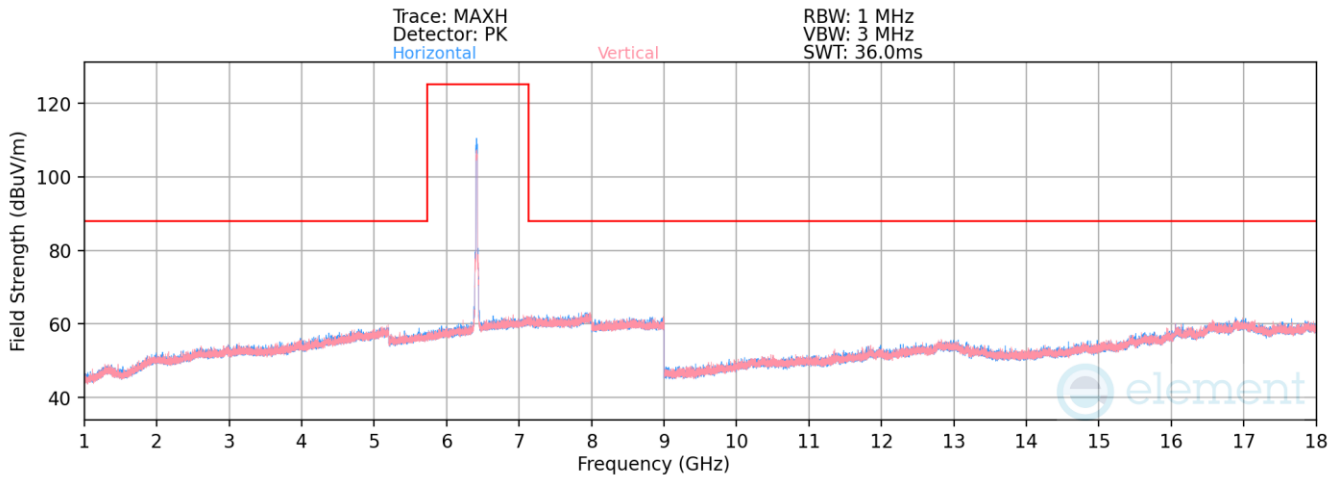
**Plot 7-1274. Radiated Spurious Emission Antenna 3b (802.11ax – Ch.45)**

Mode: 802.11ax  
 Data Rate: MCS2  
 Distance of Measurements: 3 Meters  
 Operating Frequency: 6175MHz  
 Channel: 45

Frequency [MHz]	Detector	Ant. Pol. [H/V]	Antenna Height [cm]	Turntable Azimuth [degree]	Analyzer Level [dBm]	AFCL [dB/m]	Field Strength [dBμV/m]	Limit [dBμV/m]	Margin [dB]
* 12350.00	Peak	V	-	-	-74.46	20.83	53.37	73.98	-20.61
* 12350.00	Average	V	-	-	-85.85	20.83	41.98	53.98	-12.00

**Table 7-178. Radiated Spurious Emission Measurements Antenna 3b**

FCC ID: BCGA2899 IC: 579C-A2899		<b>MEASUREMENT REPORT (CERTIFICATION)</b>	<b>Approved by:</b> Technical Manager
<b>Test Report S/N:</b> 1C2311270066-26-R3.BCG	<b>Test Dates:</b> 11/29/2023 - 04/05/24	<b>EUT Type:</b> Tablet Device	Page 380 of 567



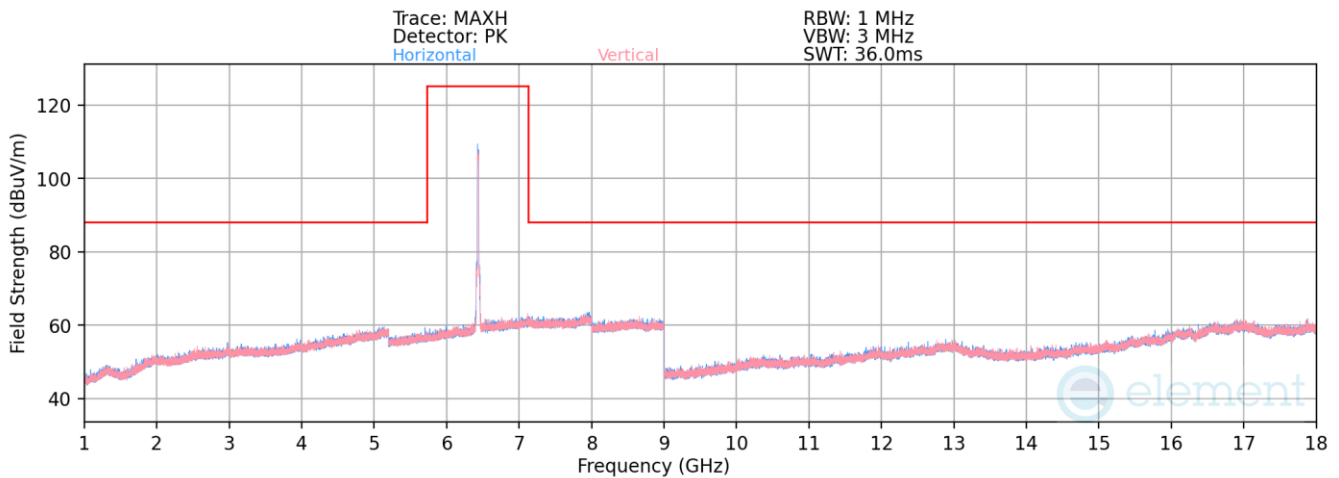
**Plot 7-1275. Radiated Spurious Emission Antenna 3b (802.11ax – Ch.93)**

Mode: 802.11ax  
 Data Rate: MCS2  
 Distance of Measurements: 3 Meters  
 Operating Frequency: 6415MHz  
 Channel: 93

Frequency [MHz]	Detector	Ant. Pol. [H/V]	Antenna Height [cm]	Turntable Azimuth [degree]	Analyzer Level [dBm]	AFCL [dB/m]	Field Strength [dBμV/m]	Limit [dBμV/m]	Margin [dB]
12830.00	Peak	V	-	-	-74.76	22.26	54.50	88.23	-33.73
12830.00	Average	V	-	-	-86.65	22.26	42.61	68.23	-25.62

**Table 7-179. Radiated Spurious Emission Measurements Antenna 3b**

FCC ID: BCGA2899 IC: 579C-A2899		<b>MEASUREMENT REPORT (CERTIFICATION)</b>	<b>Approved by:</b> Technical Manager
<b>Test Report S/N:</b> 1C2311270066-26-R3.BCG	<b>Test Dates:</b> 11/29/2023 - 04/05/24	<b>EUT Type:</b> Tablet Device	Page 381 of 567



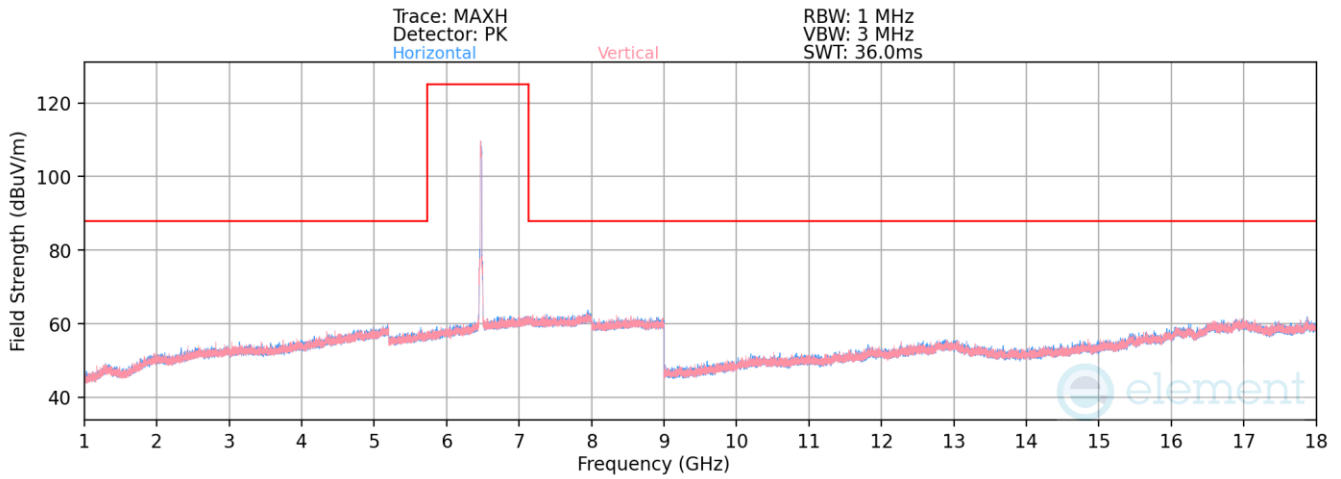
**Plot 7-1276. Radiated Spurious Emission Antenna 3b (802.11ax – Ch.97)**

Mode: 802.11ax  
 Data Rate: MCS2  
 Distance of Measurements: 3 Meters  
 Operating Frequency: 6435MHz  
 Channel: 97

Frequency [MHz]	Detector	Ant. Pol. [H/V]	Antenna Height [cm]	Turntable Azimuth [degree]	Analyzer Level [dBm]	AFCL [dB/m]	Field Strength [dBμV/m]	Limit [dBμV/m]	Margin [dB]
12870.00	Peak	V	-	-	-73.98	21.68	54.70	88.23	-33.53
12870.00	Average	V	-	-	-86.76	21.68	41.92	68.23	-26.31

**Table 7-180. Radiated Spurious Emission Measurements Antenna 3b**

FCC ID: BCGA2899 IC: 579C-A2899		<b>MEASUREMENT REPORT (CERTIFICATION)</b>	Approved by: Technical Manager
Test Report S/N: 1C2311270066-26-R3.BCG	Test Dates: 11/29/2023 - 04/05/24	EUT Type: Tablet Device	Page 382 of 567



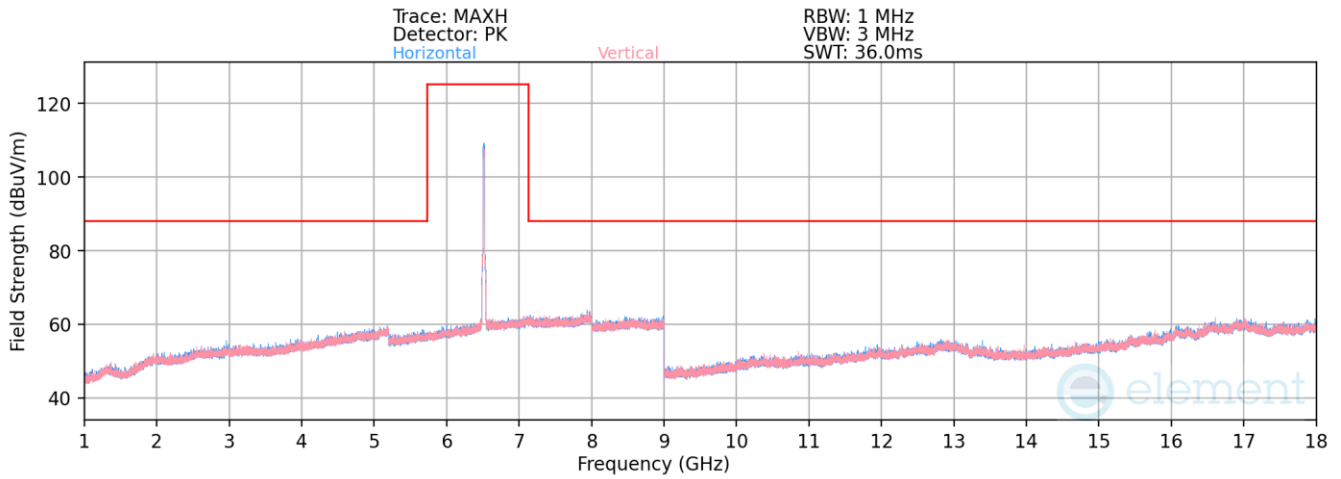
**Plot 7-1277. Radiated Spurious Emission Antenna 3b (802.11ax – Ch.105)**

Mode: 802.11ax  
 Data Rate: MCS2  
 Distance of Measurements: 3 Meters  
 Operating Frequency: 6475MHz  
 Channel: 105

Frequency [MHz]	Detector	Ant. Pol. [H/V]	Antenna Height [cm]	Turntable Azimuth [degree]	Analyzer Level [dBm]	AFCL [dB/m]	Field Strength [dBμV/m]	Limit [dBμV/m]	Margin [dB]
12950.00	Peak	V	-	-	-74.49	21.74	54.25	88.23	-33.98
12950.00	Average	V	-	-	-85.63	21.74	43.11	68.23	-25.12

**Table 7-181. Radiated Spurious Emission Measurements Antenna 3b**

FCC ID: BCGA2899 IC: 579C-A2899		<b>MEASUREMENT REPORT (CERTIFICATION)</b>	<b>Approved by:</b> Technical Manager
Test Report S/N: 1C2311270066-26-R3.BCG	Test Dates: 11/29/2023 - 04/05/24	EUT Type: Tablet Device	Page 383 of 567



**Plot 7-1278. Radiated Spurious Emission Antenna 3b (802.11ax – Ch.113)**

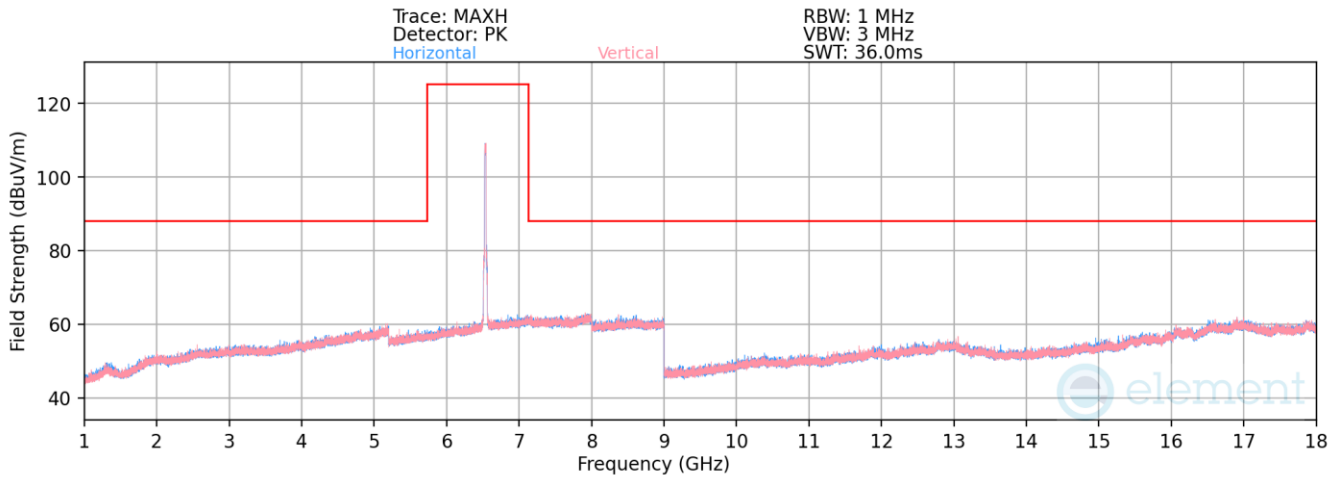
Mode: 802.11ax  
 Data Rate: MCS2  
 Distance of Measurements: 3 Meters  
 Operating Frequency: 6515MHz  
 Channel: 113

Frequency [MHz]	Detector	Ant. Pol. [H/V]	Antenna Height [cm]	Turntable Azimuth [degree]	Analyzer Level [dBm]	AFCL [dB/m]	Field Strength [dBμV/m]	Limit [dBμV/m]	Margin [dB]
13030.00	Peak	V	-	-	-74.29	22.06	54.77	88.23	-33.46
13030.00	Average	V	-	-	-85.63	22.06	43.43	68.23	-24.80

**Table 7-182. Radiated Spurious Emission Measurements Antenna 3b**

FCC ID: BCGA2899 IC: 579C-A2899		<b>MEASUREMENT REPORT (CERTIFICATION)</b>	<b>Approved by:</b> Technical Manager
<b>Test Report S/N:</b> 1C2311270066-26-R3.BCG	<b>Test Dates:</b> 11/29/2023 - 04/05/24	<b>EUT Type:</b> Tablet Device	Page 384 of 567





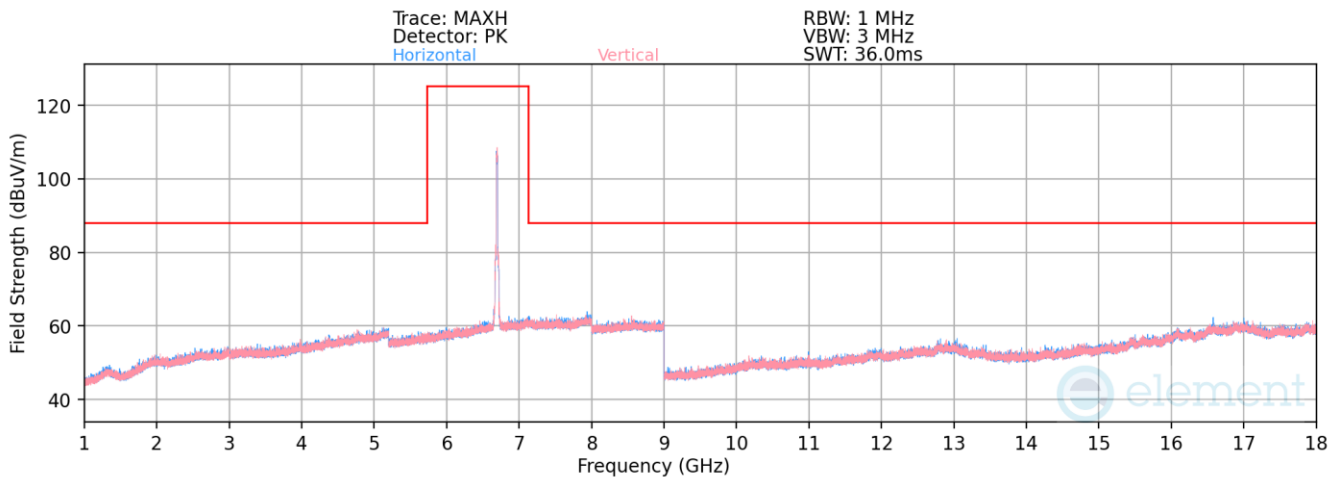
**Plot 7-1279. Radiated Spurious Emission Antenna 3b (802.11ax – Ch.117)**

Mode: 802.11ax  
 Data Rate: MCS2  
 Distance of Measurements: 3 Meters  
 Operating Frequency: 6535MHz  
 Channel: 117

Frequency [MHz]	Detector	Ant. Pol. [H/V]	Antenna Height [cm]	Turntable Azimuth [degree]	Analyzer Level [dBm]	AFCL [dB/m]	Field Strength [dBμV/m]	Limit [dBμV/m]	Margin [dB]
13070.00	Peak	V	-	-	-74.35	21.52	54.17	88.23	-34.06
13070.00	Average	V	-	-	-86.69	21.52	41.83	68.23	-26.40

**Table 7-183. Radiated Spurious Emission Measurements Antenna 3b**

FCC ID: BCGA2899 IC: 579C-A2899		<b>MEASUREMENT REPORT (CERTIFICATION)</b>	Approved by: Technical Manager
Test Report S/N: 1C2311270066-26-R3.BCG	Test Dates: 11/29/2023 - 04/05/24	EUT Type: Tablet Device	Page 385 of 567



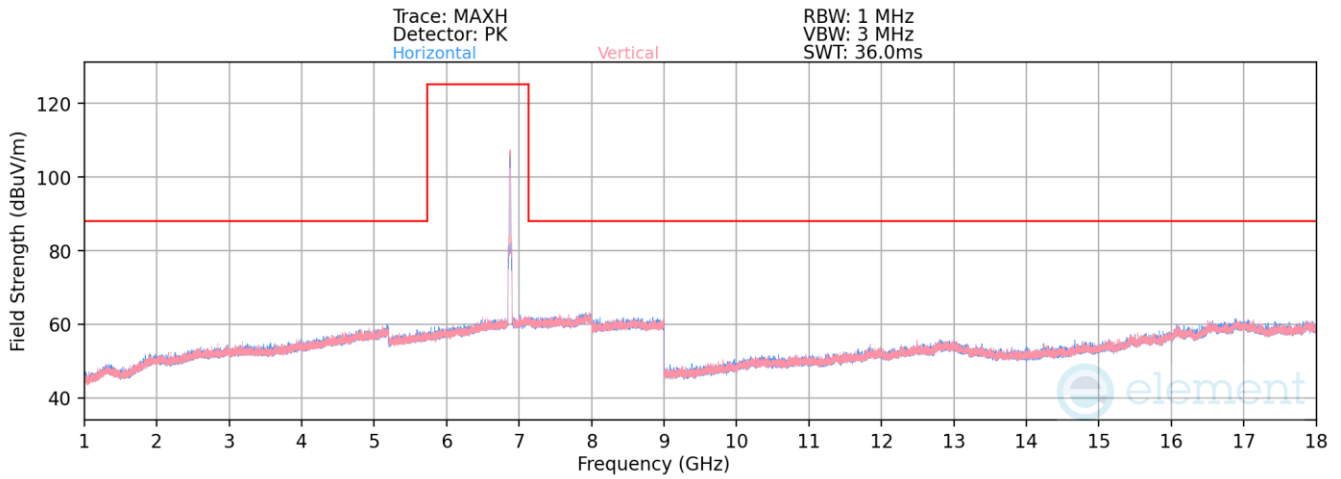
**Plot 7-1280. Radiated Spurious Emission Antenna 3b (802.11ax – Ch.149)**

Mode: 802.11ax  
 Data Rate: MCS2  
 Distance of Measurements: 3 Meters  
 Operating Frequency: 6695MHz  
 Channel: 149

Frequency [MHz]	Detector	Ant. Pol. [H/V]	Antenna Height [cm]	Turntable Azimuth [degree]	Analyzer Level [dBm]	AFCL [dB/m]	Field Strength [dBμV/m]	Limit [dBμV/m]	Margin [dB]
* 13390.00	Peak	V	-	-	-74.20	21.74	54.54	73.98	-19.44
* 13390.00	Average	V	-	-	-86.07	21.74	42.67	53.98	-11.31

**Table 7-184. Radiated Spurious Emission Measurements Antenna 3b**

FCC ID: BCGA2899 IC: 579C-A2899		<b>MEASUREMENT REPORT (CERTIFICATION)</b>	<b>Approved by:</b> Technical Manager
Test Report S/N: 1C2311270066-26-R3.BCG	Test Dates: 11/29/2023 - 04/05/24	EUT Type: Tablet Device	Page 386 of 567



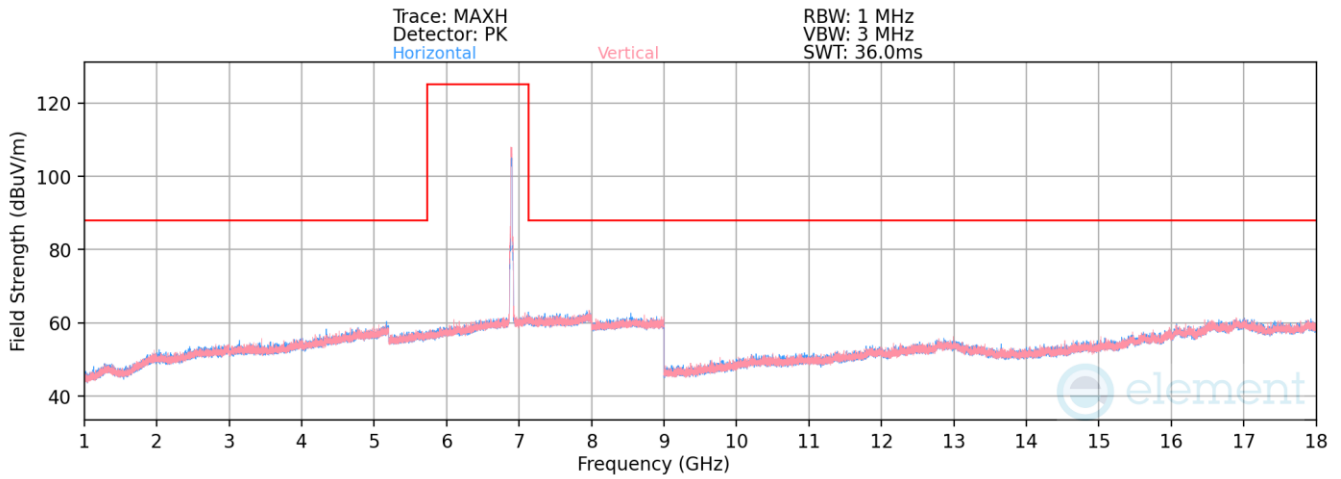
**Plot 7-1281. Radiated Spurious Emission Antenna 3b (802.11ax – Ch.185)**

Mode: 802.11ax  
 Data Rate: MCS2  
 Distance of Measurements: 3 Meters  
 Operating Frequency: 6875MHz  
 Channel: 185

Frequency [MHz]	Detector	Ant. Pol. [H/V]	Antenna Height [cm]	Turntable Azimuth [degree]	Analyzer Level [dBm]	AFCL [dB/m]	Field Strength [dBμV/m]	Limit [dBμV/m]	Margin [dB]
13750.00	Peak	V	-	-	-71.66	21.80	57.14	88.23	-31.09
13750.00	Average	V	-	-	-86.69	21.80	42.11	68.23	-26.12

**Table 7-185. Radiated Spurious Emission Measurements Antenna 3b**

FCC ID: BCGA2899 IC: 579C-A2899		<b>MEASUREMENT REPORT (CERTIFICATION)</b>	<b>Approved by:</b> Technical Manager
<b>Test Report S/N:</b> 1C2311270066-26-R3.BCG	<b>Test Dates:</b> 11/29/2023 - 04/05/24	<b>EUT Type:</b> Tablet Device	Page 387 of 567



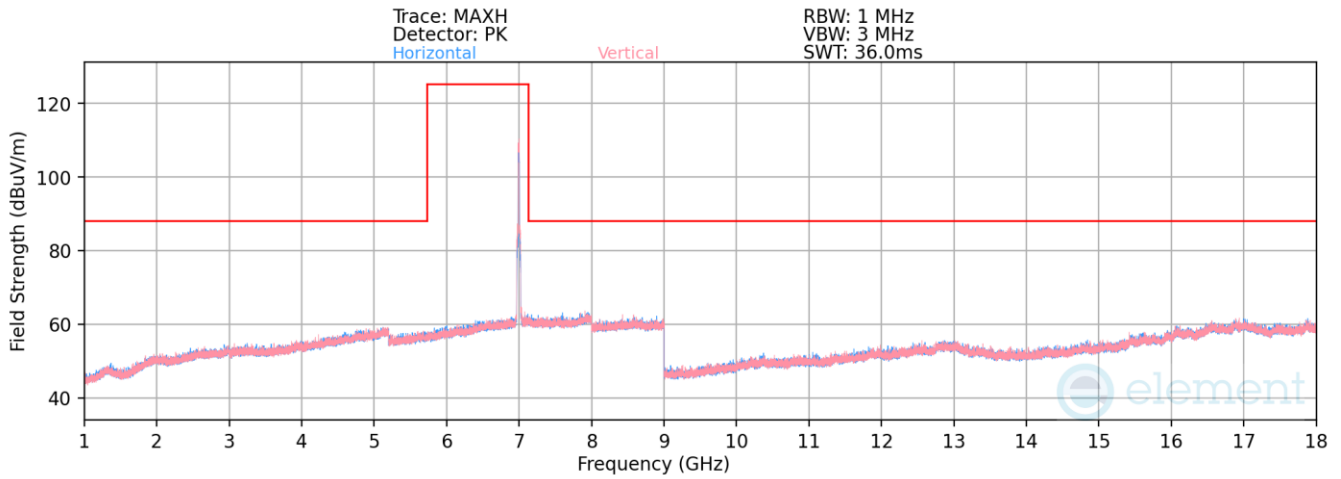
**Plot 7-1282. Radiated Spurious Emission Antenna 3b (802.11ax – Ch.189)**

Mode: 802.11ax  
 Data Rate: MCS2  
 Distance of Measurements: 3 Meters  
 Operating Frequency: 6895MHz  
 Channel: 189

Frequency [MHz]	Detector	Ant. Pol. [H/V]	Antenna Height [cm]	Turntable Azimuth [degree]	Analyzer Level [dBm]	AFCL [dB/m]	Field Strength [dBμV/m]	Limit [dBμV/m]	Margin [dB]
13790.00	Peak	V	-	-	-72.45	21.86	56.41	88.23	-31.82
13790.00	Average	V	-	-	-85.44	21.86	43.42	68.23	-24.81

**Table 7-186. Radiated Spurious Emission Measurements Antenna 3b**

FCC ID: BCGA2899 IC: 579C-A2899		<b>MEASUREMENT REPORT (CERTIFICATION)</b>	<b>Approved by:</b> Technical Manager
Test Report S/N: 1C2311270066-26-R3.BCG	Test Dates: 11/29/2023 - 04/05/24	EUT Type: Tablet Device	Page 388 of 567



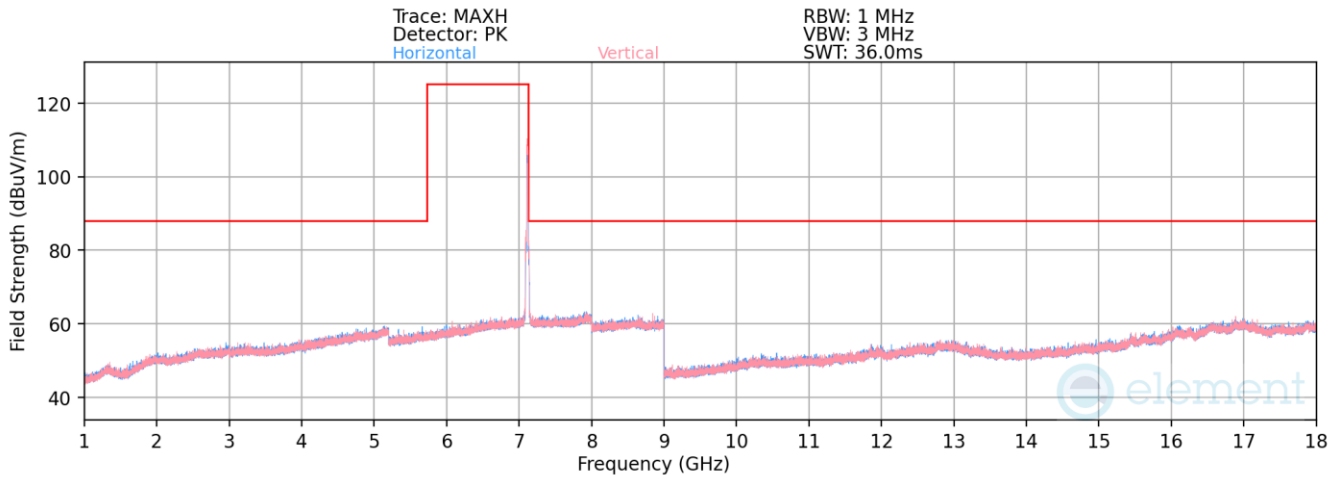
**Plot 7-1283. Radiated Spurious Emission Antenna 3b (802.11ax – Ch.209)**

Mode: 802.11ax  
 Data Rate: MCS2  
 Distance of Measurements: 3 Meters  
 Operating Frequency: 6995MHz  
 Channel: 209

Frequency [MHz]	Detector	Ant. Pol. [H/V]	Antenna Height [cm]	Turntable Azimuth [degree]	Analyzer Level [dBm]	AFCL [dB/m]	Field Strength [dBμV/m]	Limit [dBμV/m]	Margin [dB]
13990.00	Peak	V	274	171	-72.99	21.77	55.78	88.23	-32.45
13990.00	Average	V	274	171	-84.32	21.77	44.45	68.23	-23.78

**Table 7-187. Radiated Spurious Emission Measurements Antenna 3b**

FCC ID: BCGA2899 IC: 579C-A2899		<b>MEASUREMENT REPORT (CERTIFICATION)</b>	<b>Approved by:</b> Technical Manager
Test Report S/N: 1C2311270066-26-R3.BCG	Test Dates: 11/29/2023 - 04/05/24	EUT Type: Tablet Device	Page 389 of 567



**Plot 7-1284. Radiated Spurious Emission Antenna 3b (802.11ax – Ch.233)**

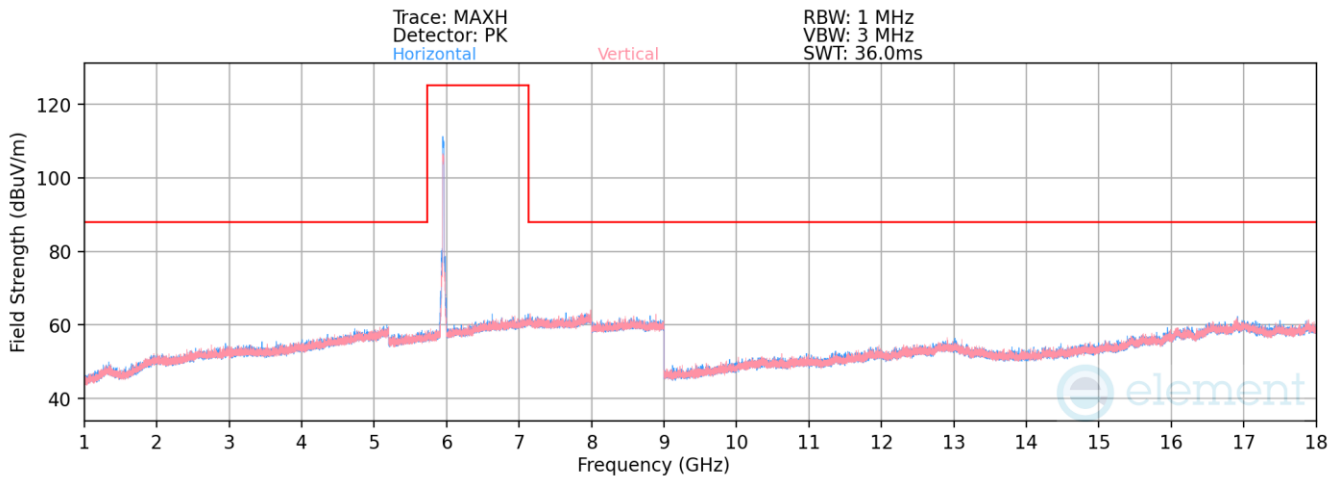
Mode: 802.11ax  
 Data Rate: MCS2  
 Distance of Measurements: 3 Meters  
 Operating Frequency: 7115MHz  
 Channel: 233

Frequency [MHz]	Detector	Ant. Pol. [H/V]	Antenna Height [cm]	Turntable Azimuth [degree]	Analyzer Level [dBm]	AFCL [dB/m]	Field Strength [dBμV/m]	Limit [dBμV/m]	Margin [dB]
14230.00	Peak	V	-	-	-75.00	22.44	54.44	88.23	-33.79
14230.00	Average	V	-	-	-87.32	22.44	42.12	68.23	-26.11

**Table 7-188. Radiated Spurious Emission Measurements Antenna 3b**

FCC ID: BCGA2899 IC: 579C-A2899		<b>MEASUREMENT REPORT (CERTIFICATION)</b>	Approved by: Technical Manager
Test Report S/N: 1C2311270066-26-R3.BCG	Test Dates: 11/29/2023 - 04/05/24	EUT Type: Tablet Device	Page 390 of 567

### 7.7.3 Antenna 1b Radiated Spurious Emission



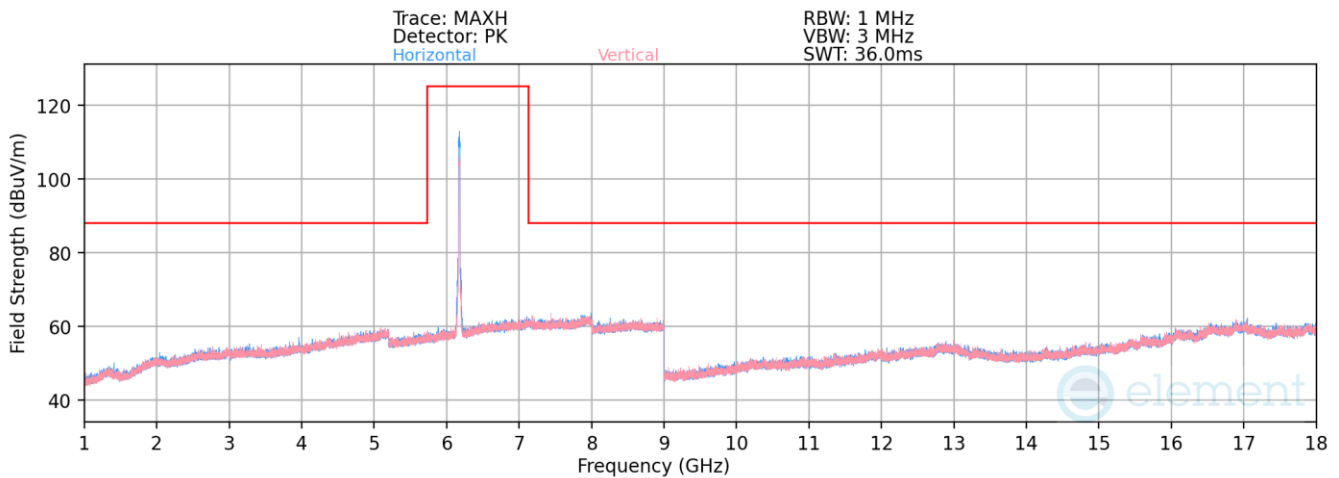
**Plot 7-1285. Radiated Spurious Emission Antenna 1b (802.11ax – Ch.1)**

Mode: 802.11ax  
 Data Rate: MCS2  
 Distance of Measurements: 3 Meters  
 Operating Frequency: 5955MHz  
 Channel: 1

Frequency [MHz]	Detector	Ant. Pol. [H/V]	Antenna Height [cm]	Turntable Azimuth [degree]	Analyzer Level [dBm]	AFCL [dB/m]	Field Strength [dBμV/m]	Limit [dBμV/m]	Margin [dB]
* 11910.00	Peak	V	-	-	-74.34	20.12	52.78	73.98	-21.20
* 11910.00	Average	V	-	-	-85.89	20.12	41.23	53.98	-12.75
* 17865.00	Peak	V	-	-	-74.66	23.72	56.06	73.98	-17.92
* 17865.00	Average	V	-	-	-86.14	23.72	44.58	53.98	-9.40

**Table 7-189. Radiated Spurious Emission Measurements Antenna 1b**

FCC ID: BCGA2899 IC: 579C-A2899		<b>MEASUREMENT REPORT (CERTIFICATION)</b>		Approved by: Technical Manager
Test Report S/N: 1C2311270066-26-R3.BCG	Test Dates: 11/29/2023 - 04/05/24	EUT Type: Tablet Device		Page 391 of 567



**Plot 7-1286. Radiated Spurious Emission Antenna 1b (802.11ax – Ch.45)**

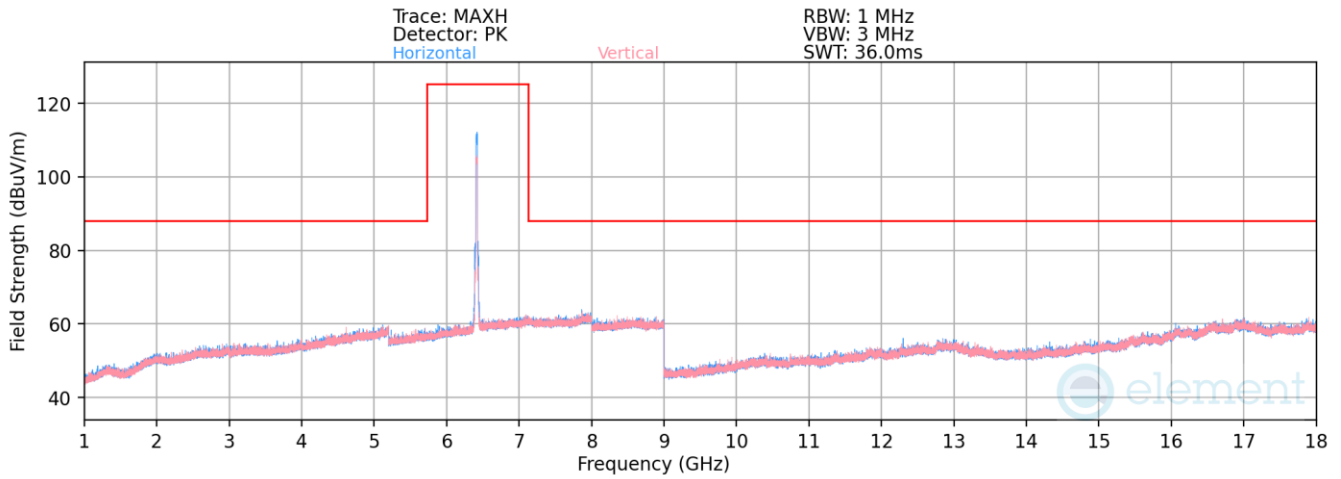
Mode: 802.11ax  
 Data Rate: MCS2  
 Distance of Measurements: 3 Meters  
 Operating Frequency: 6175MHz  
 Channel: 45

Frequency [MHz]	Detector	Ant. Pol. [H/V]	Antenna Height [cm]	Turntable Azimuth [degree]	Analyzer Level [dBm]	AFCL [dB/m]	Field Strength [dBuV/m]	Limit [dBuV/m]	Margin [dB]
* 12350.00	Peak	V	-	-	-74.91	20.83	52.92	73.98	-21.06
* 12350.00	Average	V	-	-	-85.96	20.83	41.87	53.98	-12.11

**Table 7-190. Radiated Spurious Emission Measurements Antenna 1b**

FCC ID: BCGA2899 IC: 579C-A2899		<b>MEASUREMENT REPORT (CERTIFICATION)</b>	Approved by: Technical Manager
Test Report S/N: 1C2311270066-26-R3.BCG	Test Dates: 11/29/2023 - 04/05/24	EUT Type: Tablet Device	Page 392 of 567





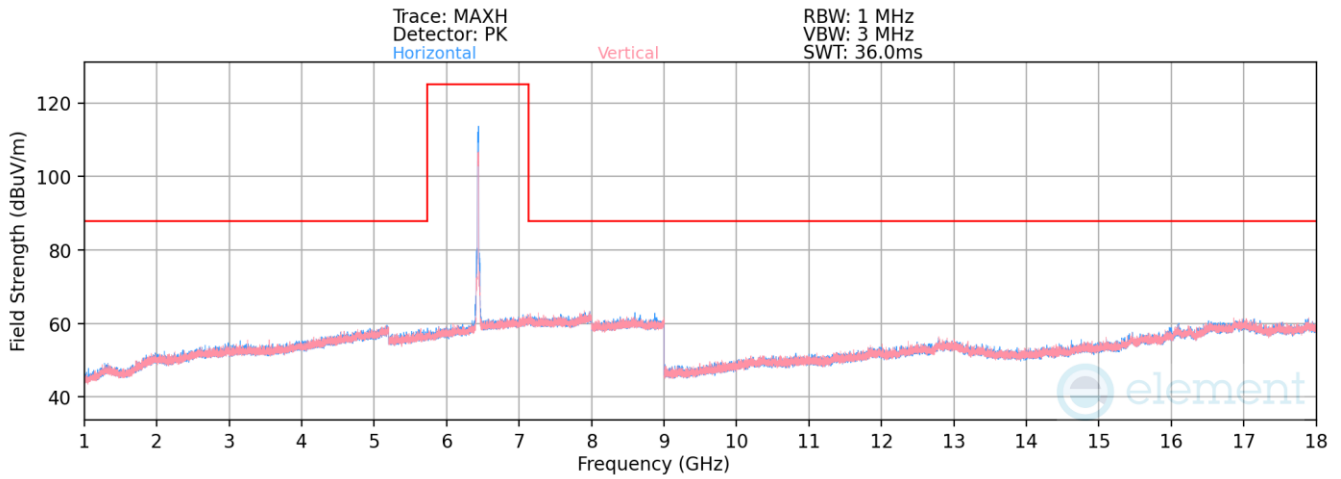
**Plot 7-1287. Radiated Spurious Emission Antenna 1b (802.11ax – Ch.93)**

Mode: 802.11ax  
 Data Rate: MCS2  
 Distance of Measurements: 3 Meters  
 Operating Frequency: 6415MHz  
 Channel: 93

Frequency [MHz]	Detector	Ant. Pol. [H/V]	Antenna Height [cm]	Turntable Azimuth [degree]	Analyzer Level [dBm]	AFCL [dB/m]	Field Strength [dBμV/m]	Limit [dBμV/m]	Margin [dB]
12830.00	Peak	V	-	-	-74.52	22.26	54.74	88.23	-33.49
12830.00	Average	V	-	-	-84.63	22.26	44.63	68.23	-23.60

**Table 7-191. Radiated Spurious Emission Measurements Antenna 1b**

FCC ID: BCGA2899 IC: 579C-A2899		<b>MEASUREMENT REPORT (CERTIFICATION)</b>	<b>Approved by:</b> Technical Manager
<b>Test Report S/N:</b> 1C2311270066-26-R3.BCG	<b>Test Dates:</b> 11/29/2023 - 04/05/24	<b>EUT Type:</b> Tablet Device	Page 393 of 567



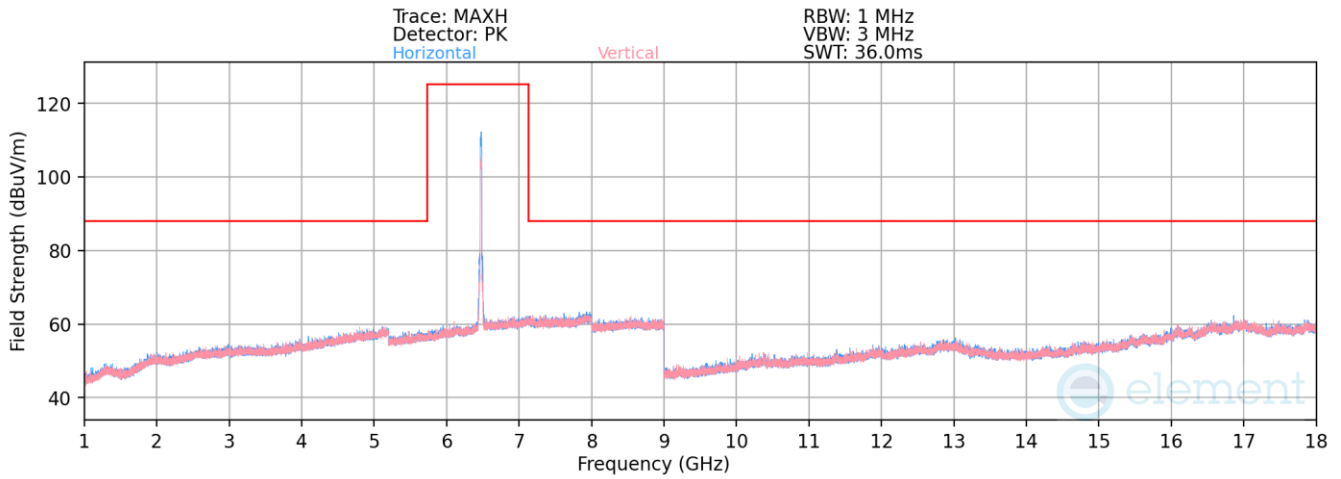
**Plot 7-1288. Radiated Spurious Emission Antenna 1b (802.11ax – Ch.97)**

Mode: 802.11ax  
 Data Rate: MCS2  
 Distance of Measurements: 3 Meters  
 Operating Frequency: 6435MHz  
 Channel: 97

Frequency [MHz]	Detector	Ant. Pol. [H/V]	Antenna Height [cm]	Turntable Azimuth [degree]	Analyzer Level [dBm]	AFCL [dB/m]	Field Strength [dBμV/m]	Limit [dBμV/m]	Margin [dB]
12870.00	Peak	V	-	-	-74.15	21.68	54.53	88.23	-33.70
12870.00	Average	V	-	-	-84.63	21.68	44.05	68.23	-24.18

**Table 7-192. Radiated Spurious Emission Measurements Antenna 1b**

FCC ID: BCGA2899 IC: 579C-A2899		<b>MEASUREMENT REPORT (CERTIFICATION)</b>	Approved by: Technical Manager
Test Report S/N: 1C2311270066-26-R3.BCG	Test Dates: 11/29/2023 - 04/05/24	EUT Type: Tablet Device	Page 394 of 567



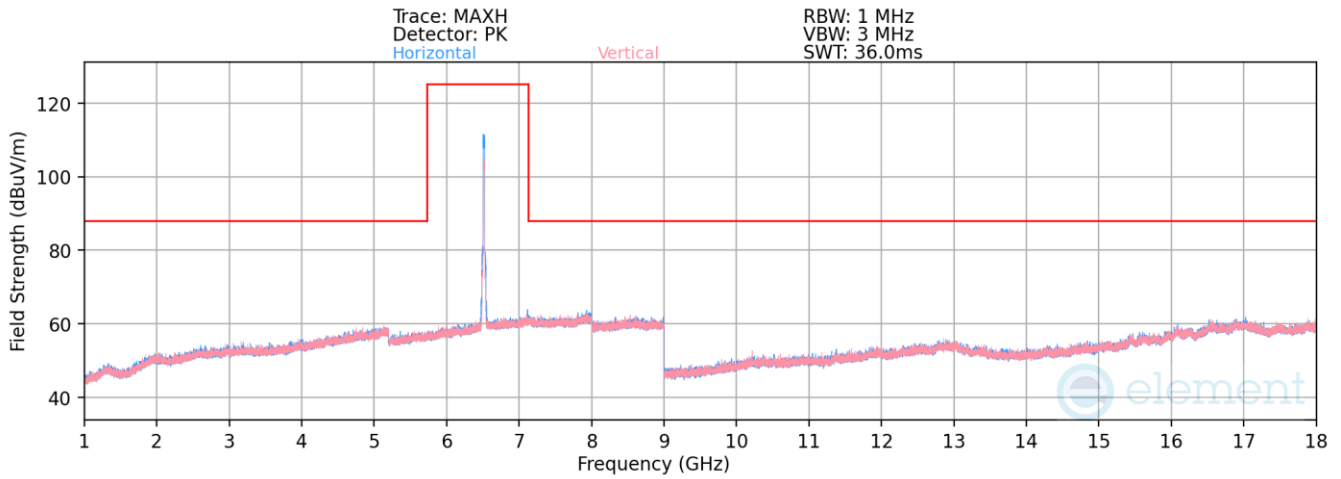
**Plot 7-1289. Radiated Spurious Emission Antenna 1b (802.11ax – Ch.105)**

Mode: 802.11ax  
 Data Rate: MCS2  
 Distance of Measurements: 3 Meters  
 Operating Frequency: 6475MHz  
 Channel: 105

Frequency [MHz]	Detector	Ant. Pol. [H/V]	Antenna Height [cm]	Turntable Azimuth [degree]	Analyzer Level [dBm]	AFCL [dB/m]	Field Strength [dBμV/m]	Limit [dBμV/m]	Margin [dB]
12950.00	Peak	V	-	-	-74.02	21.74	54.72	88.23	-33.51
12950.00	Average	V	-	-	-85.12	21.74	43.62	68.23	-24.61

**Table 7-193. Radiated Spurious Emission Measurements Antenna 1b**

FCC ID: BCGA2899 IC: 579C-A2899		<b>MEASUREMENT REPORT (CERTIFICATION)</b>	Approved by: Technical Manager
Test Report S/N: 1C2311270066-26-R3.BCG	Test Dates: 11/29/2023 - 04/05/24	EUT Type: Tablet Device	Page 395 of 567



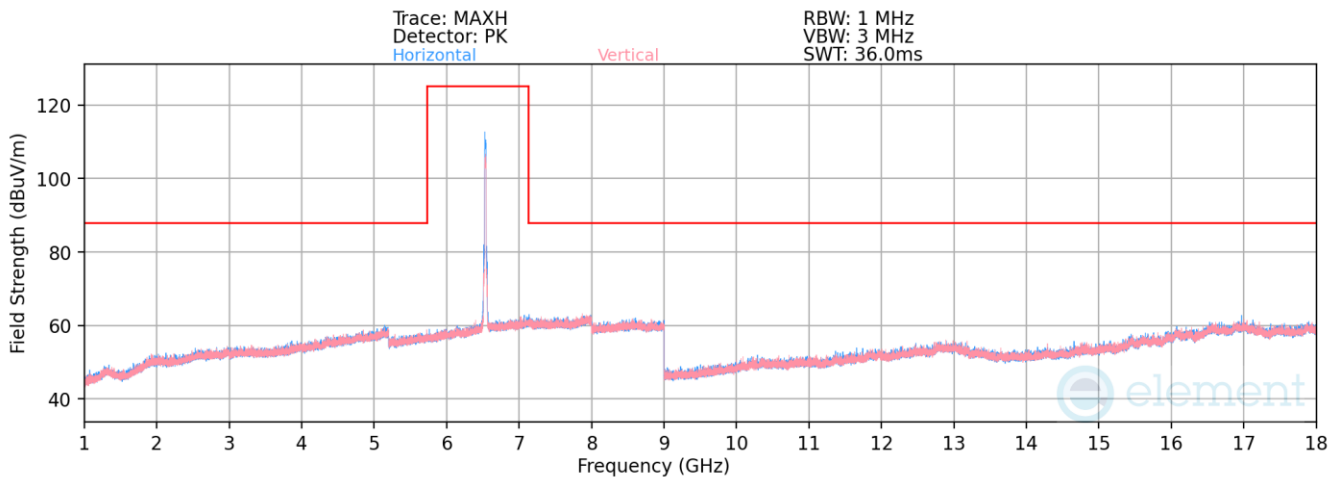
**Plot 7-1290. Radiated Spurious Emission Antenna 1b (802.11ax – Ch.113)**

Mode: 802.11ax  
 Data Rate: MCS2  
 Distance of Measurements: 3 Meters  
 Operating Frequency: 6515MHz  
 Channel: 113

Frequency [MHz]	Detector	Ant. Pol. [H/V]	Antenna Height [cm]	Turntable Azimuth [degree]	Analyzer Level [dBm]	AFCL [dB/m]	Field Strength [dBμV/m]	Limit [dBμV/m]	Margin [dB]
13030.00	Peak	V	-	-	-73.91	22.06	55.15	88.23	-33.08
13030.00	Average	V	-	-	-86.32	22.06	42.74	68.23	-25.49

**Table 7-194. Radiated Spurious Emission Measurements Antenna 1b**

FCC ID: BCGA2899 IC: 579C-A2899		<b>MEASUREMENT REPORT (CERTIFICATION)</b>	Approved by: Technical Manager
Test Report S/N: 1C2311270066-26-R3.BCG	Test Dates: 11/29/2023 - 04/05/24	EUT Type: Tablet Device	Page 396 of 567



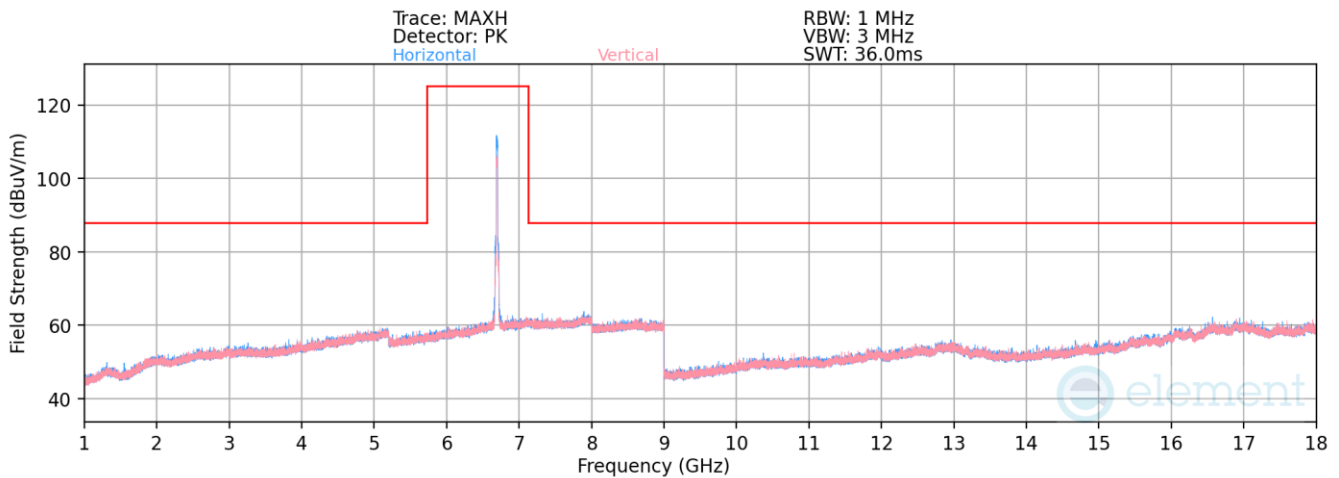
**Plot 7-1291. Radiated Spurious Emission Antenna 1b (802.11ax – Ch.117)**

Mode: 802.11ax  
 Data Rate: MCS2  
 Distance of Measurements: 3 Meters  
 Operating Frequency: 6535MHz  
 Channel: 117

Frequency [MHz]	Detector	Ant. Pol. [H/V]	Antenna Height [cm]	Turntable Azimuth [degree]	Analyzer Level [dBm]	AFCL [dB/m]	Field Strength [dBμV/m]	Limit [dBμV/m]	Margin [dB]
13070.00	Peak	V	-	-	-74.27	21.52	54.25	88.23	-33.98
13070.00	Average	V	-	-	-86.39	21.52	42.13	68.23	-26.10

**Table 7-195. Radiated Spurious Emission Measurements Antenna 1b**

FCC ID: BCGA2899 IC: 579C-A2899		<b>MEASUREMENT REPORT (CERTIFICATION)</b>	Approved by: Technical Manager
Test Report S/N: 1C2311270066-26-R3.BCG	Test Dates: 11/29/2023 - 04/05/24	EUT Type: Tablet Device	Page 397 of 567



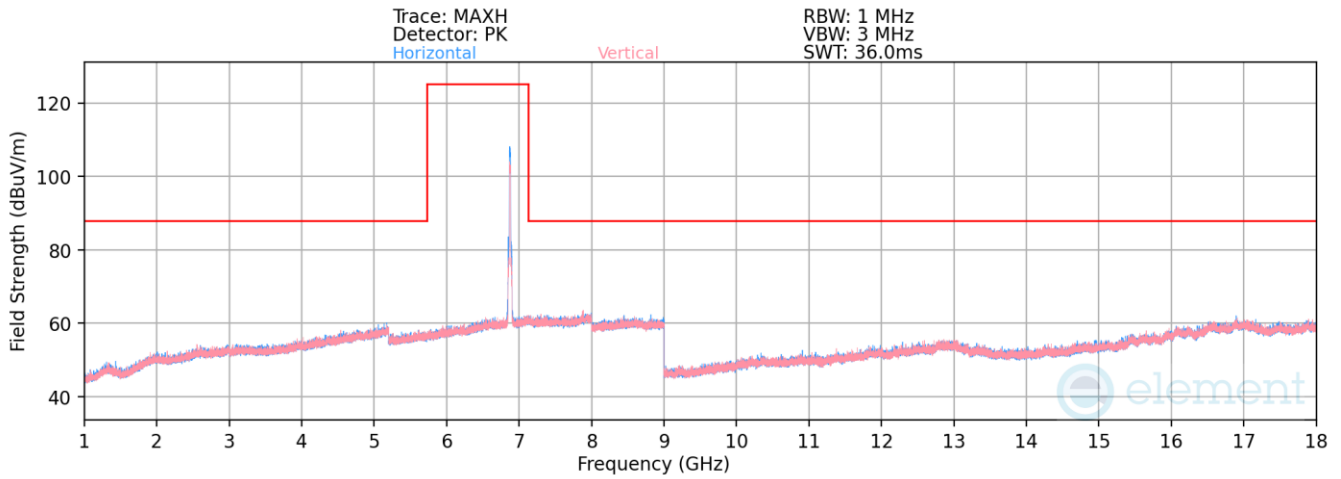
**Plot 7-1292. Radiated Spurious Emission Antenna 1b (802.11ax – Ch.149)**

Mode: 802.11ax  
 Data Rate: MCS2  
 Distance of Measurements: 3 Meters  
 Operating Frequency: 6695MHz  
 Channel: 149

Frequency [MHz]	Detector	Ant. Pol. [H/V]	Antenna Height [cm]	Turntable Azimuth [degree]	Analyzer Level [dBm]	AFCL [dB/m]	Field Strength [dBμV/m]	Limit [dBμV/m]	Margin [dB]
* 13390.00	Peak	V	-	-	-73.80	21.74	54.94	73.98	-19.04
* 13390.00	Average	V	-	-	-86.01	21.74	42.73	53.98	-11.25

**Table 7-196. Radiated Spurious Emission Measurements Antenna 1b**

FCC ID: BCGA2899 IC: 579C-A2899		<b>MEASUREMENT REPORT (CERTIFICATION)</b>	<b>Approved by:</b> Technical Manager
<b>Test Report S/N:</b> 1C2311270066-26-R3.BCG	<b>Test Dates:</b> 11/29/2023 - 04/05/24	<b>EUT Type:</b> Tablet Device	Page 398 of 567



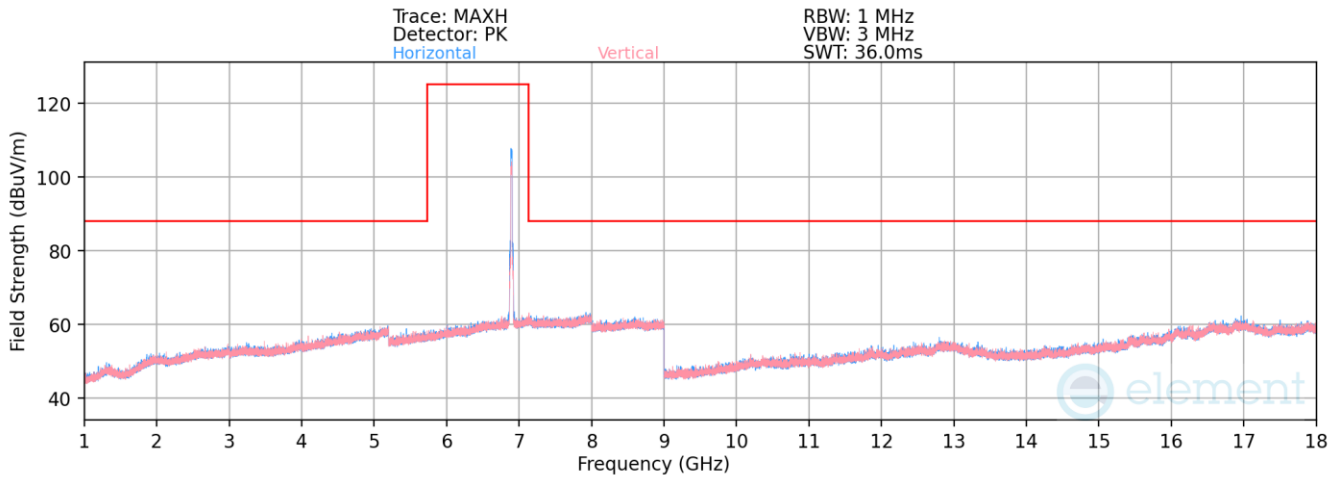
**Plot 7-1293. Radiated Spurious Emission Antenna 1b (802.11ax – Ch.185)**

Mode: 802.11ax  
 Data Rate: MCS2  
 Distance of Measurements: 3 Meters  
 Operating Frequency: 6875MHz  
 Channel: 185

Frequency [MHz]	Detector	Ant. Pol. [H/V]	Antenna Height [cm]	Turntable Azimuth [degree]	Analyzer Level [dBm]	AFCL [dB/m]	Field Strength [dBμV/m]	Limit [dBμV/m]	Margin [dB]
13750.00	Peak	V	-	-	-71.94	21.80	56.86	88.23	-31.37
13750.00	Average	V	-	-	-85.66	21.80	43.14	68.23	-25.09

**Table 7-197. Radiated Spurious Emission Measurements Antenna 1b**

FCC ID: BCGA2899 IC: 579C-A2899		<b>MEASUREMENT REPORT (CERTIFICATION)</b>	Approved by: Technical Manager
Test Report S/N: 1C2311270066-26-R3.BCG	Test Dates: 11/29/2023 - 04/05/24	EUT Type: Tablet Device	Page 399 of 567



**Plot 7-1294. Radiated Spurious Emission Antenna 1b (802.11ax – Ch.189)**

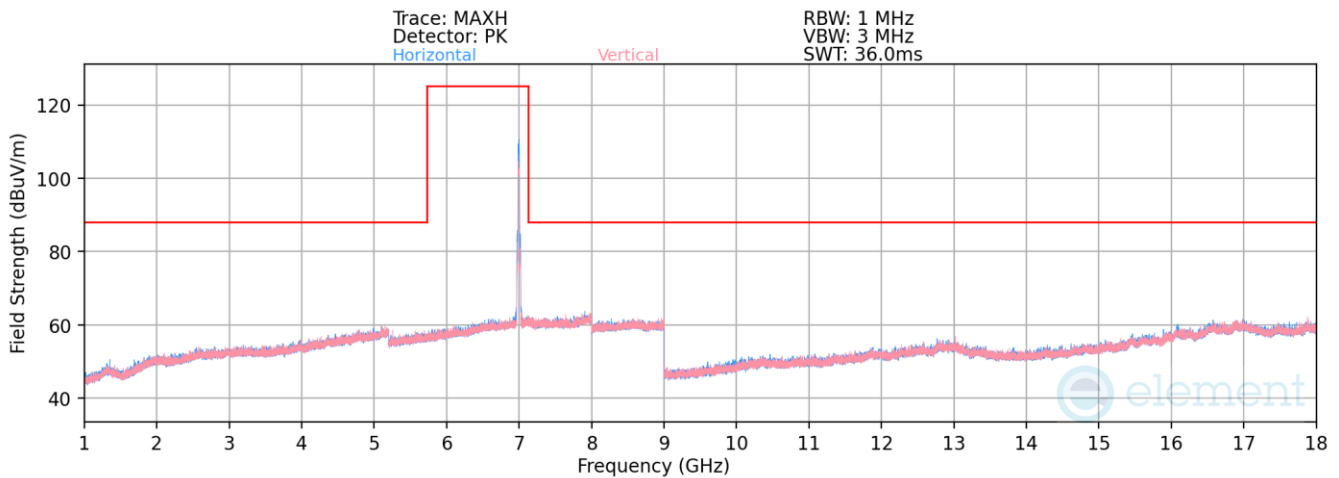
Mode: 802.11ax  
 Data Rate: MCS2  
 Distance of Measurements: 3 Meters  
 Operating Frequency: 6895MHz  
 Channel: 189

Frequency [MHz]	Detector	Ant. Pol. [H/V]	Antenna Height [cm]	Turntable Azimuth [degree]	Analyzer Level [dBm]	AFCL [dB/m]	Field Strength [dBμV/m]	Limit [dBμV/m]	Margin [dB]
13790.00	Peak	V	-	-	-71.96	21.86	56.90	88.23	-31.33
13790.00	Average	V	-	-	-86.77	21.86	42.09	68.23	-26.14

**Table 7-198. Radiated Spurious Emission Measurements Antenna 1b**

FCC ID: BCGA2899 IC: 579C-A2899		<b>MEASUREMENT REPORT (CERTIFICATION)</b>	Approved by: Technical Manager
Test Report S/N: 1C2311270066-26-R3.BCG	Test Dates: 11/29/2023 - 04/05/24	EUT Type: Tablet Device	Page 400 of 567





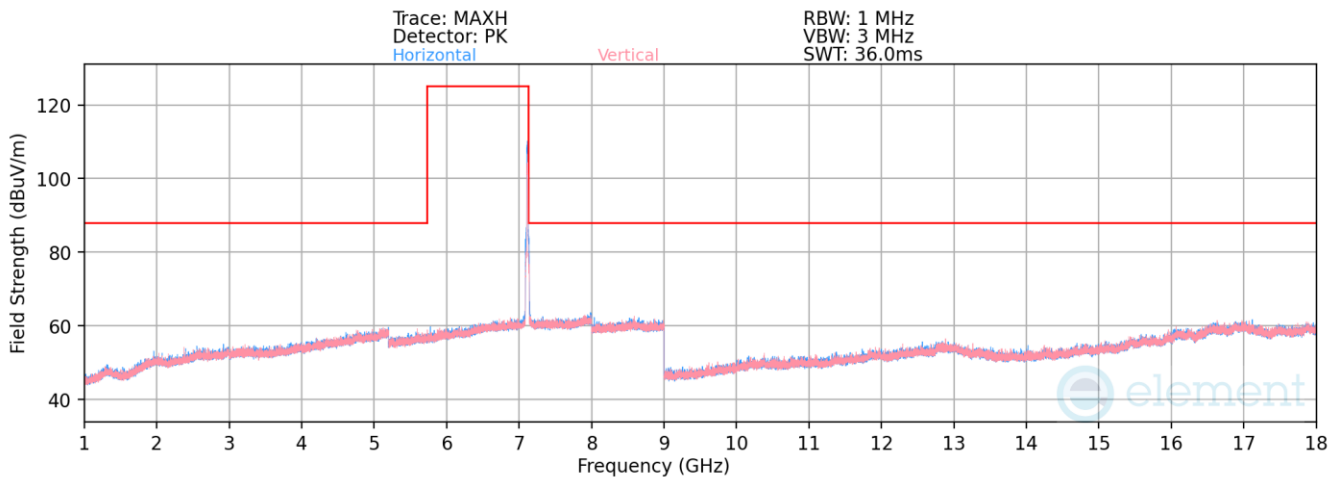
**Plot 7-1295. Radiated Spurious Emission Antenna 1b (802.11ax – Ch209)**

Mode: 802.11ax  
 Data Rate: MCS2  
 Distance of Measurements: 3 Meters  
 Operating Frequency: 6995MHz  
 Channel: 209

Frequency [MHz]	Detector	Ant. Pol. [H/V]	Antenna Height [cm]	Turntable Azimuth [degree]	Analyzer Level [dBm]	AFCL [dB/m]	Field Strength [dBμV/m]	Limit [dBμV/m]	Margin [dB]
13990.00	Peak	V	-	-	-73.03	21.77	55.74	88.23	-32.49
13990.00	Average	V	-	-	-86.47	21.77	42.30	68.23	-25.93

**Table 7-199. Radiated Spurious Emission Measurements Antenna 1b**

FCC ID: BCGA2899 IC: 579C-A2899		<b>MEASUREMENT REPORT (CERTIFICATION)</b>	Approved by: Technical Manager
Test Report S/N: 1C2311270066-26-R3.BCG	Test Dates: 11/29/2023 - 04/05/24	EUT Type: Tablet Device	Page 401 of 567



**Plot 7-1296. Radiated Spurious Emission Antenna 1b (802.11ax – Ch.233)**

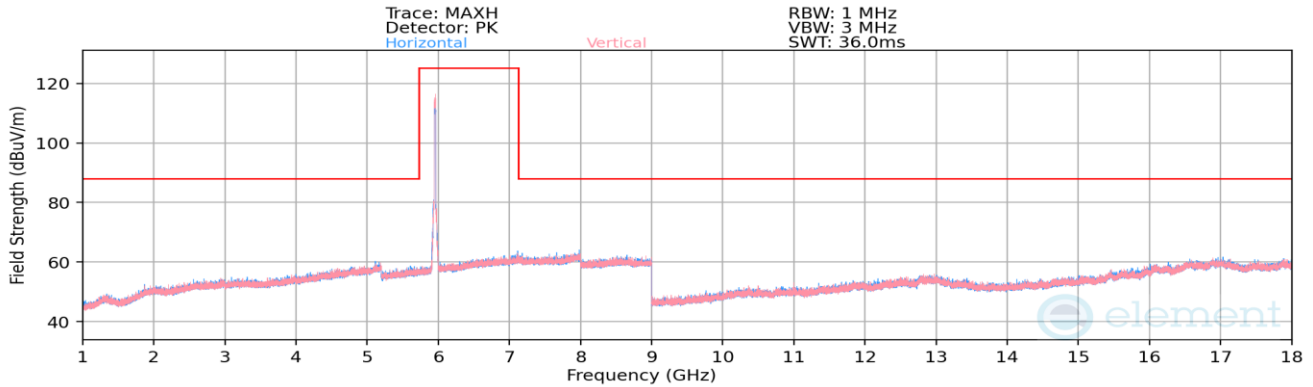
Mode: 802.11ax  
 Data Rate: MCS2  
 Distance of Measurements: 3 Meters  
 Operating Frequency: 7115MHz  
 Channel: 233

Frequency [MHz]	Detector	Ant. Pol. [H/V]	Antenna Height [cm]	Turntable Azimuth [degree]	Analyzer Level [dBm]	AFCL [dB/m]	Field Strength [dBμV/m]	Limit [dBμV/m]	Margin [dB]
14230.00	Peak	V	-	-	-76.00	22.44	53.44	88.23	-34.79
14230.00	Average	V	-	-	-85.26	22.44	44.18	68.23	-24.05

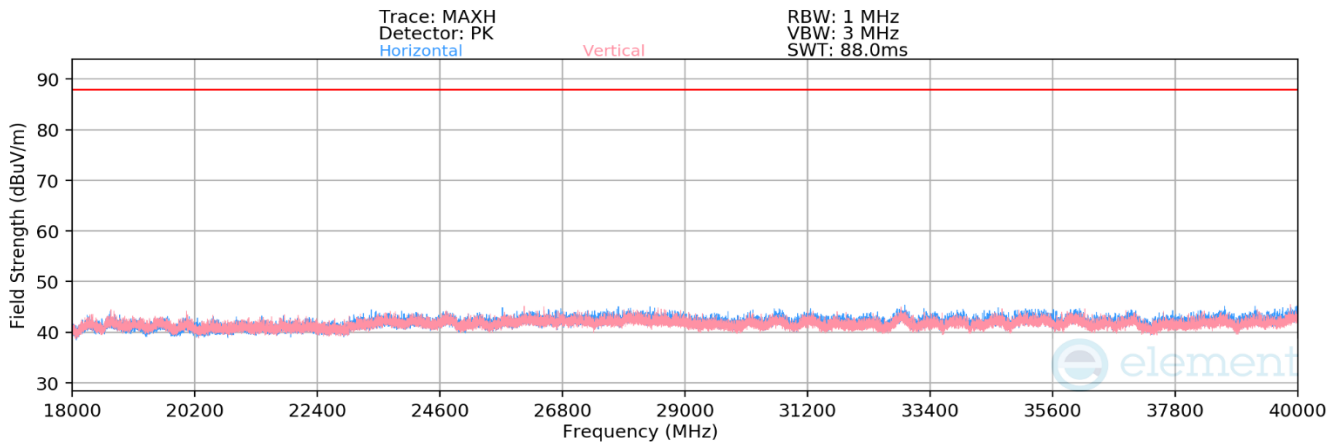
**Table 7-200. Radiated Spurious Emission Measurements Antenna 1b**

FCC ID: BCGA2899 IC: 579C-A2899		<b>MEASUREMENT REPORT (CERTIFICATION)</b>	<b>Approved by:</b> Technical Manager
Test Report S/N: 1C2311270066-26-R3.BCG	Test Dates: 11/29/2023 - 04/05/24	EUT Type: Tablet Device	Page 402 of 567

### 7.7.4 SDM Primary Radiated Spurious Emission



**Plot 7-1297. Radiated Spurious Emission SDM Primary (802.11ax – Ch.1)**



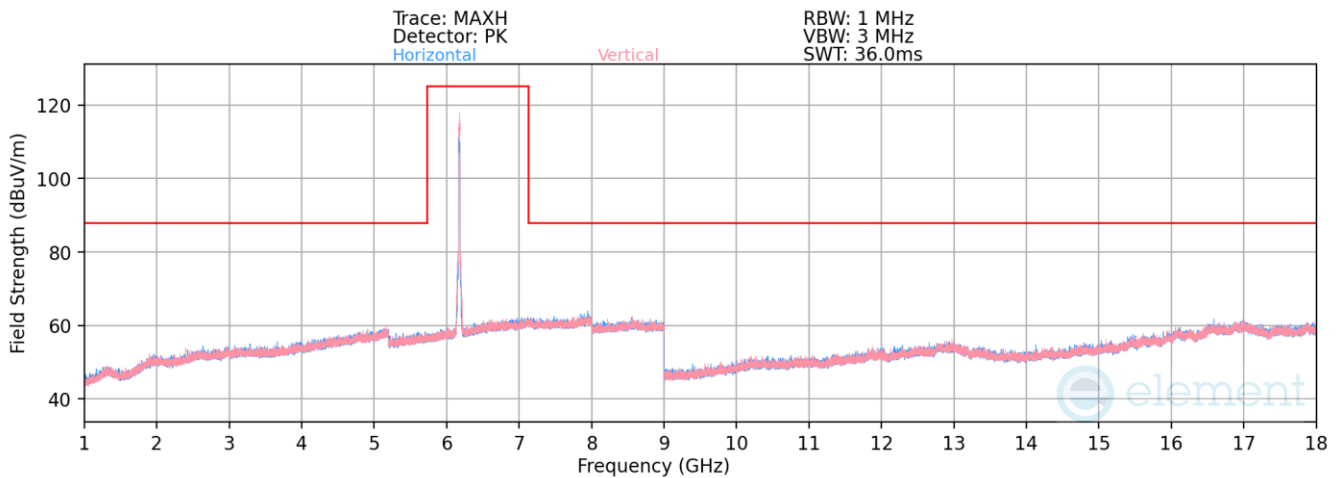
**Plot 7-1298. Radiated Spurious Emissions 18-40GHz SDM Primary (802.11ax – Ch. 1)**

Mode: 802.11ax  
 Data Rate: MCS2  
 Distance of Measurements: 3 Meters  
 Operating Frequency: 5955MHz  
 Channel: 1

Frequency [MHz]	Detector	Ant. Pol. [H/V]	Antenna Height [cm]	Turntable Azimuth [degree]	Analyzer Level [dBm]	AFCL [dB/m]	Field Strength [dBμV/m]	Limit [dBμV/m]	Margin [dB]
* 11910.00	Peak	V	-	-	-74.32	20.12	52.80	73.98	-21.18
* 11910.00	Average	V	-	-	-85.65	20.12	41.47	53.98	-12.51
* 17865.00	Peak	V	-	-	-74.55	23.72	56.17	73.98	-17.81
* 17865.00	Average	V	-	-	-86.18	23.72	44.54	53.98	-9.44

**Table 7-201. Radiated Spurious Emission Measurements SDM Primary**

FCC ID: BCGA2899 IC: 579C-A2899		MEASUREMENT REPORT (CERTIFICATION)		Approved by: Technical Manager
Test Report S/N: 1C2311270066-26-R3.BCG	Test Dates: 11/29/2023 - 04/05/24	EUT Type: Tablet Device		Page 403 of 567



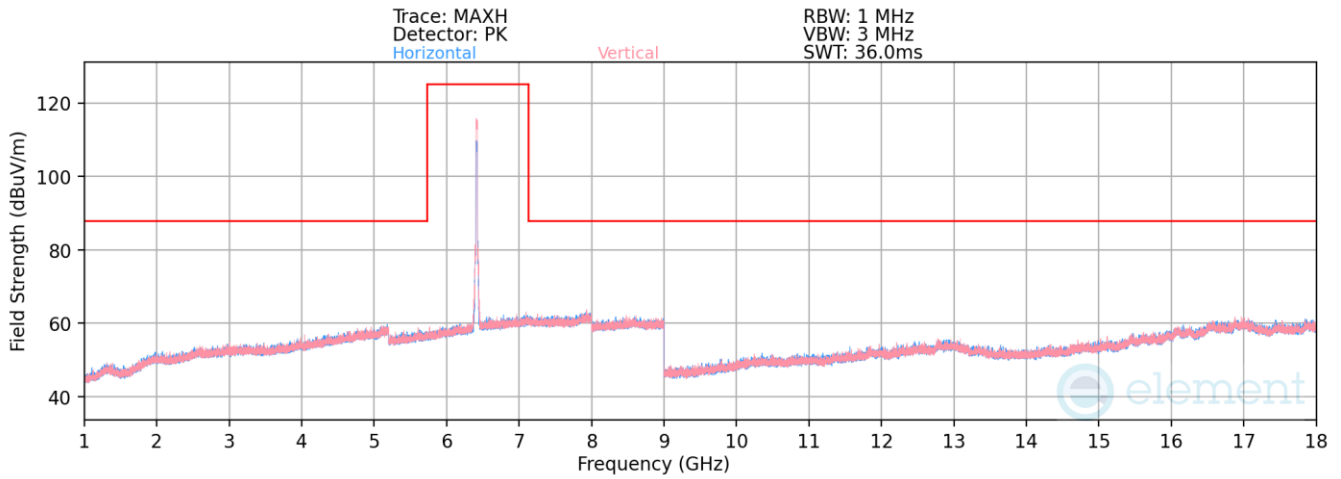
**Plot 7-1299. Radiated Spurious Emission SDM Primary (802.11ax – Ch.45)**

Mode: 802.11ax  
 Data Rate: MCS2  
 Distance of Measurements: 3 Meters  
 Operating Frequency: 6175MHz  
 Channel: 45

Frequency [MHz]	Detector	Ant. Pol. [H/V]	Antenna Height [cm]	Turntable Azimuth [degree]	Analyzer Level [dBm]	AFCL [dB/m]	Field Strength [dBμV/m]	Limit [dBμV/m]	Margin [dB]
* 12350.00	Peak	V	-	-	-74.46	20.83	53.37	73.98	-20.61
* 12350.00	Average	V	-	-	-85.98	20.83	41.85	53.98	-12.13

**Table 7-202. Radiated Spurious Emission Measurements SDM Primary**

FCC ID: BCGA2899 IC: 579C-A2899		<b>MEASUREMENT REPORT (CERTIFICATION)</b>	Approved by: Technical Manager
Test Report S/N: 1C2311270066-26-R3.BCG	Test Dates: 11/29/2023 - 04/05/24	EUT Type: Tablet Device	Page 404 of 567



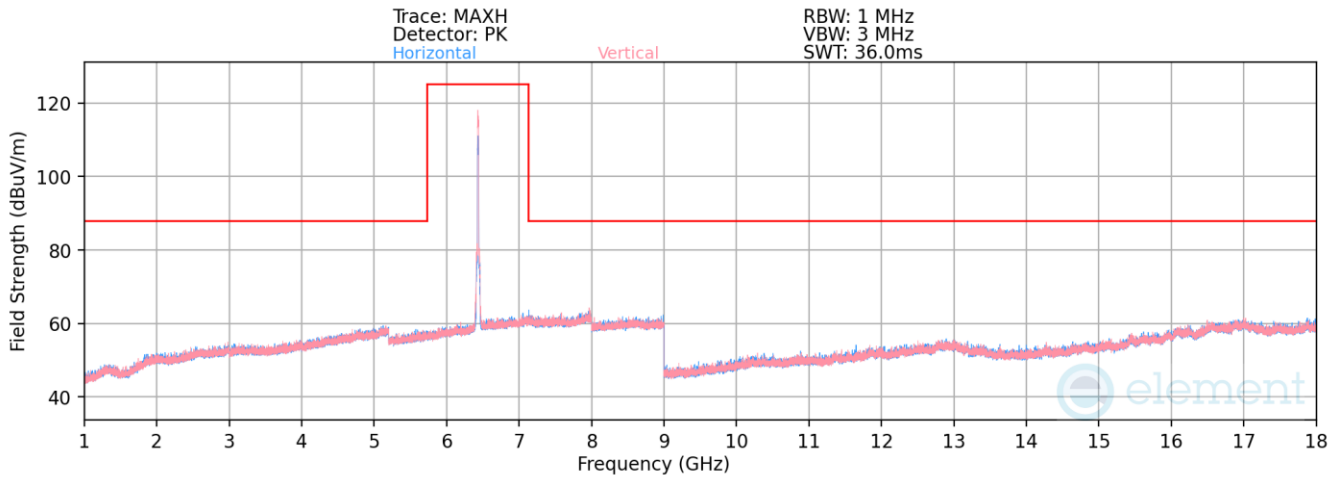
**Plot 7-1300. Radiated Spurious Emission SDM Primary (802.11ax – Ch.93)**

Mode: 802.11ax  
 Data Rate: MCS2  
 Distance of Measurements: 3 Meters  
 Operating Frequency: 6415MHz  
 Channel: 93

Frequency [MHz]	Detector	Ant. Pol. [H/V]	Antenna Height [cm]	Turntable Azimuth [degree]	Analyzer Level [dBm]	AFCL [dB/m]	Field Strength [dBμV/m]	Limit [dBμV/m]	Margin [dB]
12830.00	Peak	V	-	-	-74.02	22.26	55.24	88.23	-32.99
12830.00	Average	V	-	-	-85.69	22.26	43.57	68.23	-24.66

**Table 7-203. Radiated Spurious Emission Measurements SDM Primary**

FCC ID: BCGA2899 IC: 579C-A2899		<b>MEASUREMENT REPORT (CERTIFICATION)</b>	Approved by: Technical Manager
Test Report S/N: 1C2311270066-26-R3.BCG	Test Dates: 11/29/2023 - 04/05/24	EUT Type: Tablet Device	Page 405 of 567



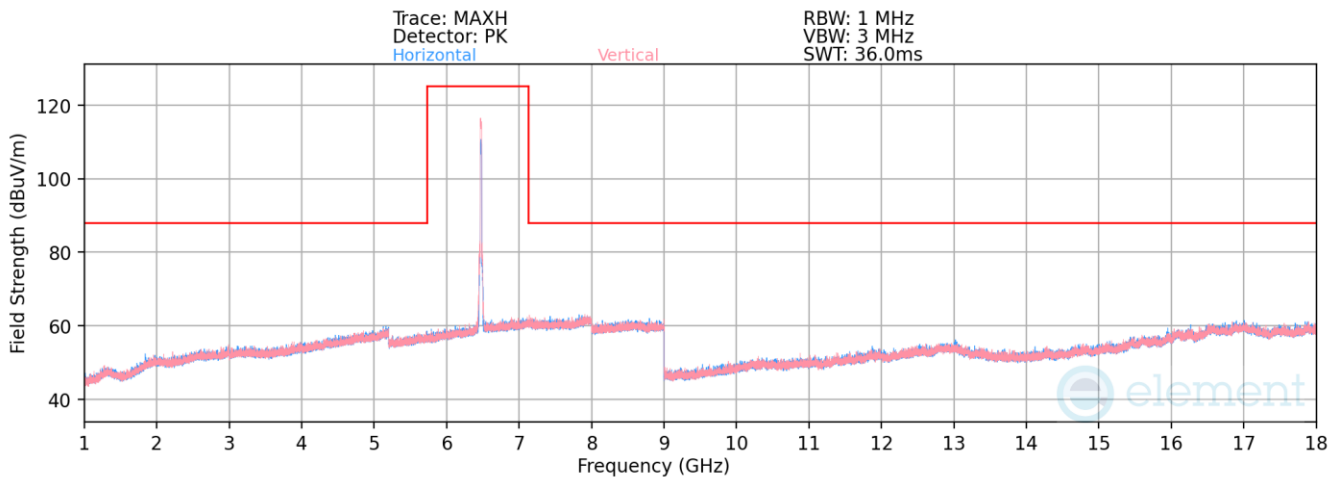
**Plot 7-1301. Radiated Spurious Emission SDM Primary (802.11ax – Ch.97)**

Mode: 802.11ax  
 Data Rate: MCS2  
 Distance of Measurements: 3 Meters  
 Operating Frequency: 6435MHz  
 Channel: 97

Frequency [MHz]	Detector	Ant. Pol. [H/V]	Antenna Height [cm]	Turntable Azimuth [degree]	Analyzer Level [dBm]	AFCL [dB/m]	Field Strength [dBμV/m]	Limit [dBμV/m]	Margin [dB]
12870.00	Peak	V	-	-	-74.51	21.68	54.17	88.23	-34.06
12870.00	Average	V	-	-	-84.36	21.68	44.32	68.23	-23.91

**Table 7-204. Radiated Spurious Emission Measurements SDM Primary**

FCC ID: BCGA2899 IC: 579C-A2899		<b>MEASUREMENT REPORT (CERTIFICATION)</b>	Approved by: Technical Manager
Test Report S/N: 1C2311270066-26-R3.BCG	Test Dates: 11/29/2023 - 04/05/24	EUT Type: Tablet Device	Page 406 of 567



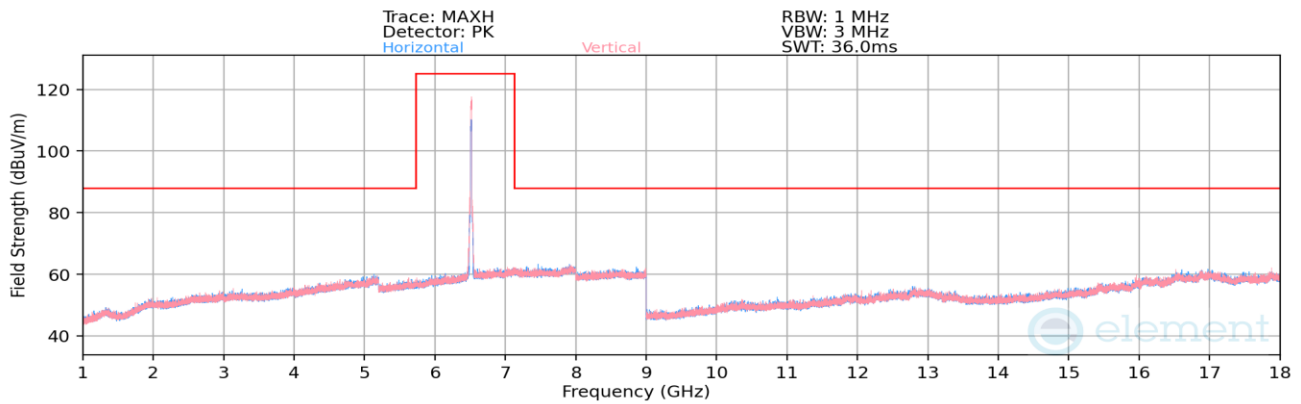
**Plot 7-1302. Radiated Spurious Emission SDM Primary (802.11ax – Ch.105)**

Mode: 802.11ax  
 Data Rate: MCS2  
 Distance of Measurements: 3 Meters  
 Operating Frequency: 6475MHz  
 Channel: 105

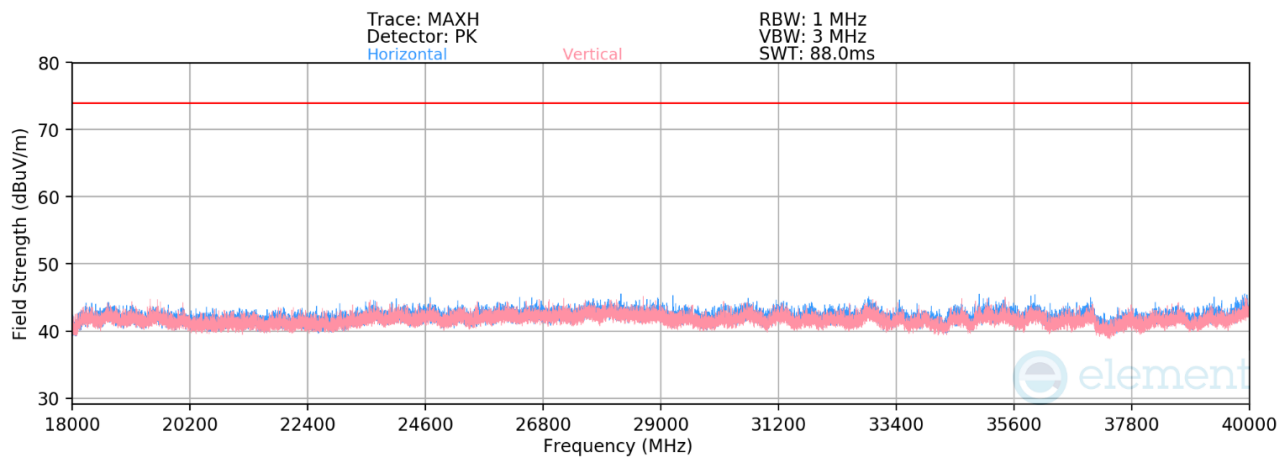
Frequency [MHz]	Detector	Ant. Pol. [H/V]	Antenna Height [cm]	Turntable Azimuth [degree]	Analyzer Level [dBm]	AFCL [dB/m]	Field Strength [dBμV/m]	Limit [dBμV/m]	Margin [dB]
12950.00	Peak	V	-	-	-74.11	21.74	54.63	88.23	-33.60
12950.00	Average	V	-	-	-84.99	21.74	43.75	68.23	-24.48

**Table 7-205. Radiated Spurious Emission Measurements SDM Primary**

FCC ID: BCGA2899 IC: 579C-A2899		<b>MEASUREMENT REPORT (CERTIFICATION)</b>	Approved by: Technical Manager
Test Report S/N: 1C2311270066-26-R3.BCG	Test Dates: 11/29/2023 - 04/05/24	EUT Type: Tablet Device	Page 407 of 567



**Plot 7-1303. Radiated Spurious Emission SDM Primary (802.11ax – Ch.113)**



**Plot 7-1304. Radiated Spurious Emissions 18-40GHz SDM Primary (802.11ax – Ch. 113)**

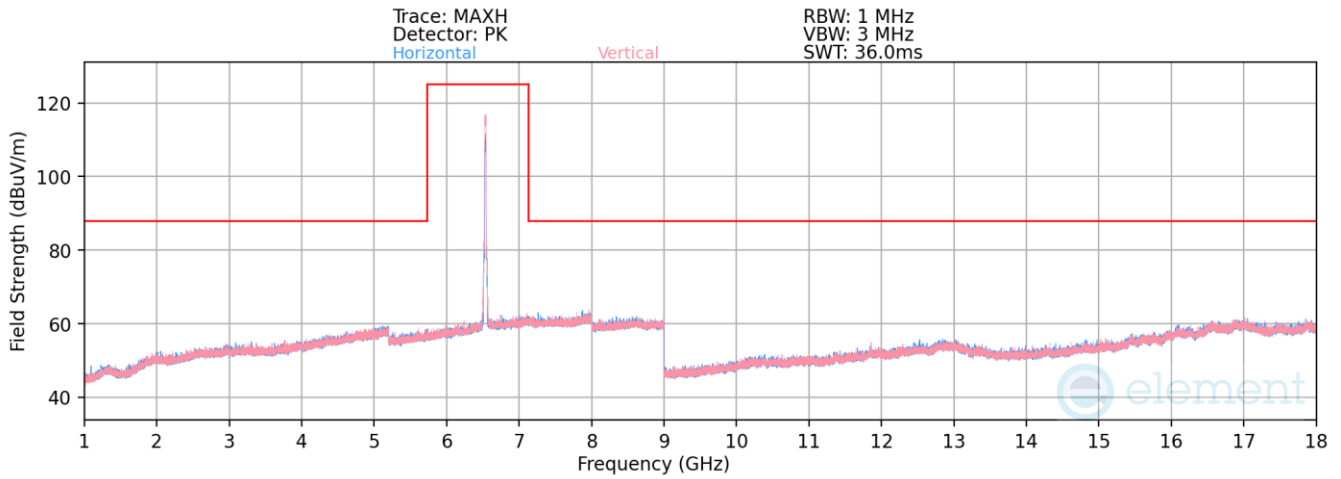
Mode: 802.11ax  
 Data Rate: MCS2  
 Distance of Measurements: 3 Meters  
 Operating Frequency: 6515MHz  
 Channel: 113

Frequency [MHz]	Detector	Ant. Pol. [H/V]	Antenna Height [cm]	Turntable Azimuth [degree]	Analyzer Level [dBm]	AFCL [dB/m]	Field Strength [dBμV/m]	Limit [dBμV/m]	Margin [dB]
13030.00	Peak	V	-	-	-74.04	22.06	55.02	88.23	-33.21
13030.00	Average	V	-	-	-86.69	22.06	42.37	68.23	-25.86

**Table 7-206. Radiated Spurious Emission Measurements SDM Primary**

FCC ID: BCGA2899 IC: 579C-A2899		<b>MEASUREMENT REPORT (CERTIFICATION)</b>		Approved by: Technical Manager
Test Report S/N: 1C2311270066-26-R3.BCG	Test Dates: 11/29/2023 - 04/05/24	EUT Type: Tablet Device		Page 408 of 567





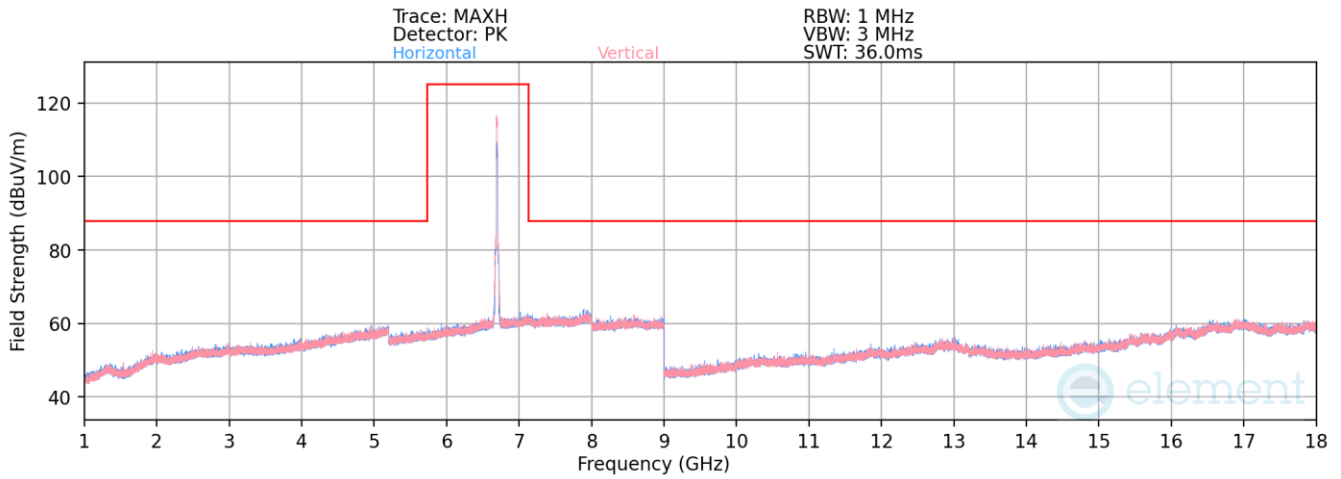
**Plot 7-1305. Radiated Spurious Emission SDM Primary (802.11ax – Ch.117)**

Mode: 802.11ax  
 Data Rate: MCS2  
 Distance of Measurements: 3 Meters  
 Operating Frequency: 6535MHz  
 Channel: 117

Frequency [MHz]	Detector	Ant. Pol. [H/V]	Antenna Height [cm]	Turntable Azimuth [degree]	Analyzer Level [dBm]	AFCL [dB/m]	Field Strength [dBμV/m]	Limit [dBμV/m]	Margin [dB]
13070.00	Peak	V	-	-	-73.53	21.52	54.99	88.23	-33.24
13070.00	Average	V	-	-	-84.33	21.52	44.19	68.23	-24.04

**Table 7-207. Radiated Spurious Emission Measurements SDM Primary**

FCC ID: BCGA2899 IC: 579C-A2899		<b>MEASUREMENT REPORT (CERTIFICATION)</b>	<b>Approved by:</b> Technical Manager
<b>Test Report S/N:</b> 1C2311270066-26-R3.BCG	<b>Test Dates:</b> 11/29/2023 - 04/05/24	<b>EUT Type:</b> Tablet Device	Page 409 of 567



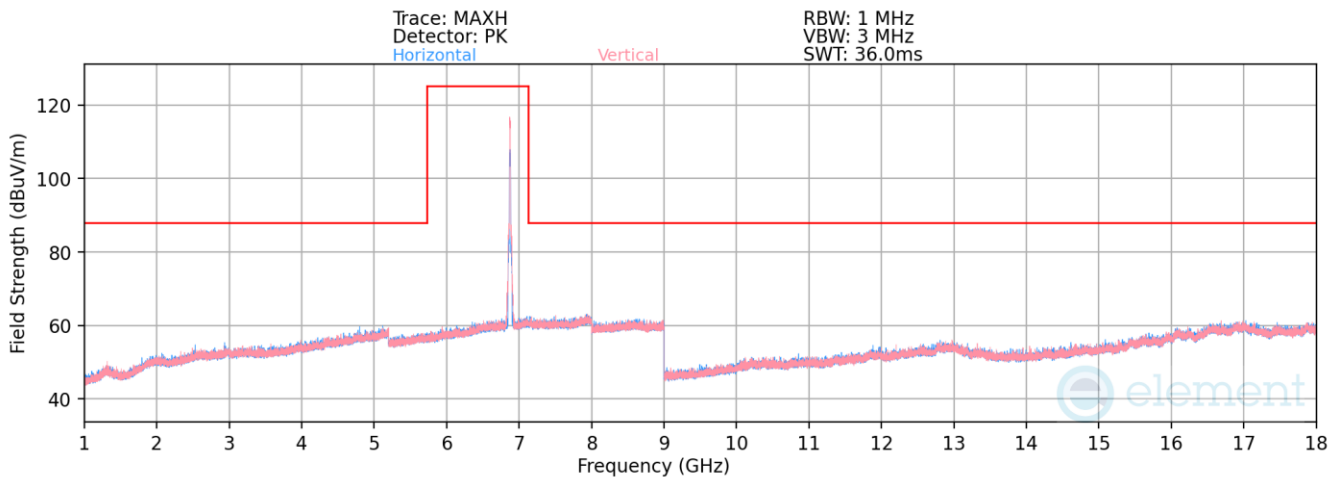
**Plot 7-1306. Radiated Spurious Emission SDM Primary (802.11ax – Ch.149)**

Mode: 802.11ax  
 Data Rate: MCS2  
 Distance of Measurements: 3 Meters  
 Operating Frequency: 6695MHz  
 Channel: 149

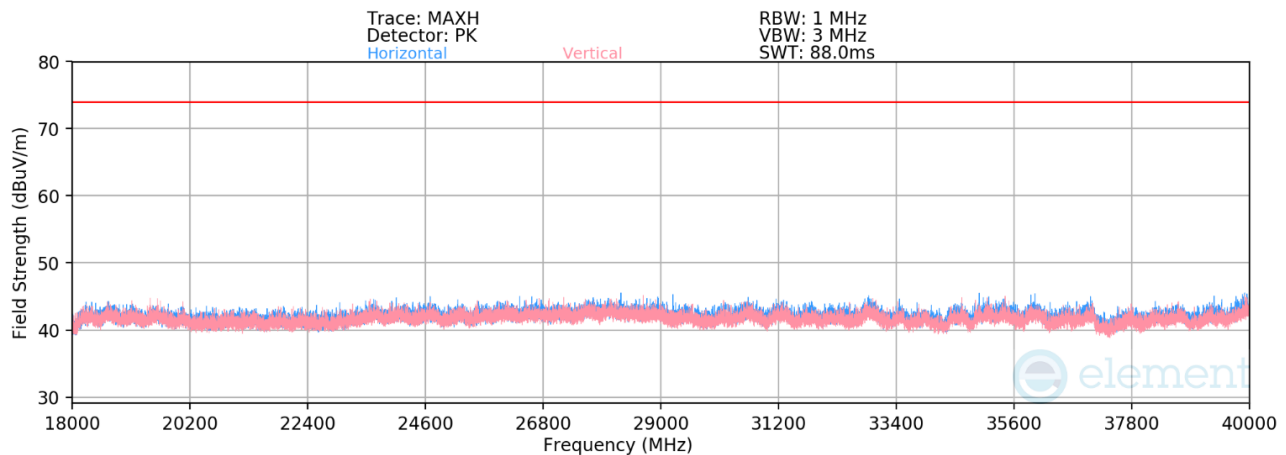
Frequency [MHz]	Detector	Ant. Pol. [H/V]	Antenna Height [cm]	Turntable Azimuth [degree]	Analyzer Level [dBm]	AFCL [dB/m]	Field Strength [dBμV/m]	Limit [dBμV/m]	Margin [dB]
* 13390.00	Peak	V	-	-	-74.56	21.74	54.18	73.98	-19.80
* 13390.00	Average	V	-	-	-85.96	21.74	42.78	53.98	-11.20

**Table 7-208. Radiated Spurious Emission Measurements SDM Primary**

FCC ID: BCGA2899 IC: 579C-A2899		<b>MEASUREMENT REPORT (CERTIFICATION)</b>	Approved by: Technical Manager
Test Report S/N: 1C2311270066-26-R3.BCG	Test Dates: 11/29/2023 - 04/05/24	EUT Type: Tablet Device	Page 410 of 567



**Plot 7-1307. Radiated Spurious Emission SDM Primary (802.11ax – Ch.185)**



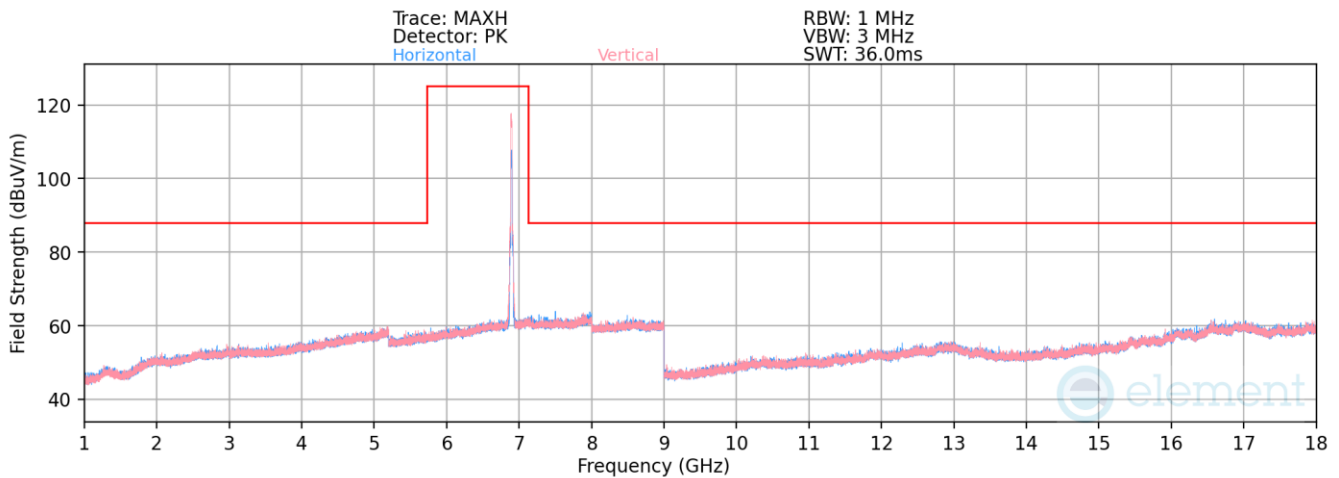
**Plot 7-1308. Radiated Spurious Emissions 18-40GHz SDM Primary (802.11ax – Ch. 185)**

Mode: 802.11ax  
 Data Rate: MCS2  
 Distance of Measurements: 3 Meters  
 Operating Frequency: 6875MHz  
 Channel: 185

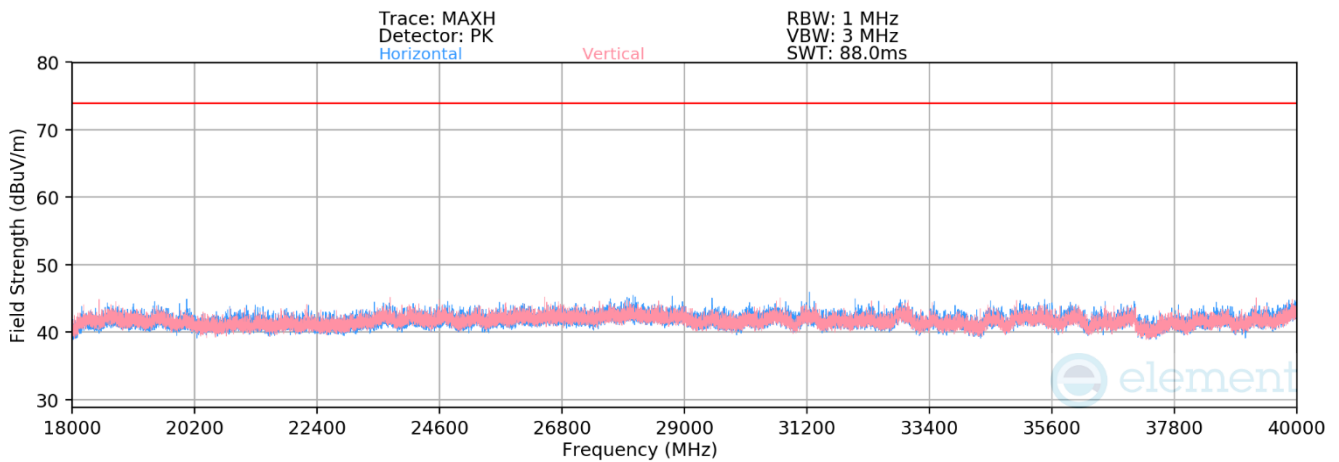
Frequency [MHz]	Detector	Ant. Pol. [H/V]	Antenna Height [cm]	Turntable Azimuth [degree]	Analyzer Level [dBm]	AFCL [dB/m]	Field Strength [dBμV/m]	Limit [dBμV/m]	Margin [dB]
13750.00	Peak	V	-	-	-71.83	21.80	56.97	88.23	-31.26
13750.00	Average	V	-	-	-86.96	21.80	41.84	68.23	-26.39

**Table 7-209. Radiated Spurious Emission Measurements SDM Primary**

FCC ID: BCGA2899 IC: 579C-A2899		MEASUREMENT REPORT (CERTIFICATION)		Approved by: Technical Manager
Test Report S/N: 1C2311270066-26-R3.BCG	Test Dates: 11/29/2023 - 04/05/24	EUT Type: Tablet Device		Page 411 of 567



**Plot 7-1309. Radiated Spurious Emission SDM Primary (802.11ax – Ch.189)**



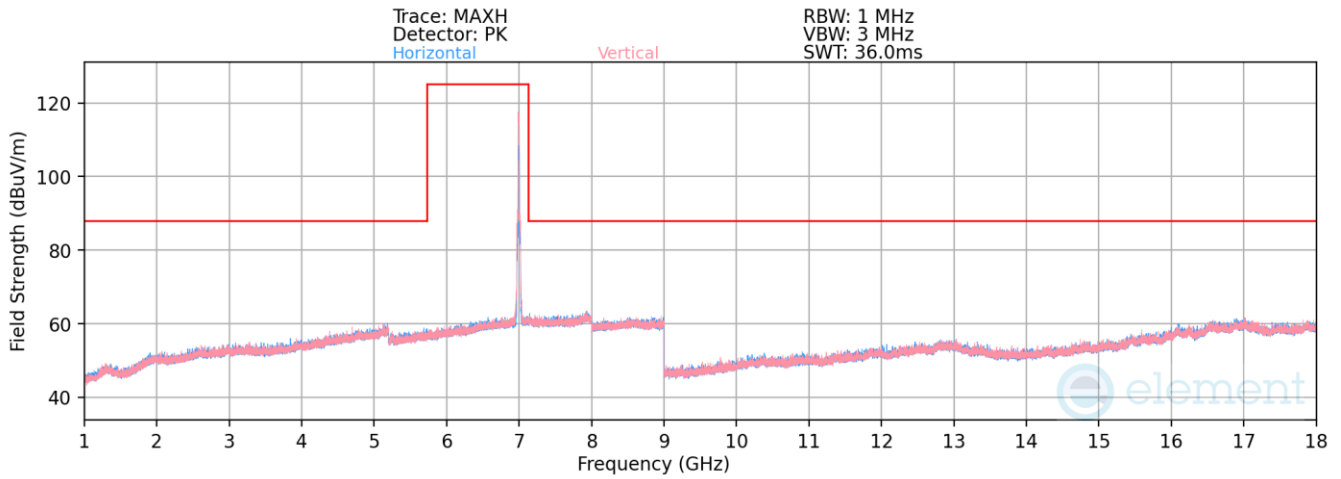
**Plot 7-1310. Radiated Spurious Emissions 18-40GHz SDM Primary (802.11ax – Ch. 189)**

Mode: 802.11ax  
 Data Rate: MCS2  
 Distance of Measurements: 3 Meters  
 Operating Frequency: 6895MHz  
 Channel: 189

Frequency [MHz]	Detector	Ant. Pol. [H/V]	Antenna Height [cm]	Turntable Azimuth [degree]	Analyzer Level [dBm]	AFCL [dB/m]	Field Strength [dBuV/m]	Limit [dBuV/m]	Margin [dB]
13790.00	Peak	V	-	-	-71.93	21.86	56.93	88.23	-31.30
13790.00	Average	V	-	-	-86.96	21.86	41.90	68.23	-26.33

**Table 7-210. Radiated Spurious Emission Measurements SDM Primary**

FCC ID: BCGA2899 IC: 579C-A2899		MEASUREMENT REPORT (CERTIFICATION)		Approved by: Technical Manager
Test Report S/N: 1C2311270066-26-R3.BCG	Test Dates: 11/29/2023 - 04/05/24	EUT Type: Tablet Device		Page 412 of 567



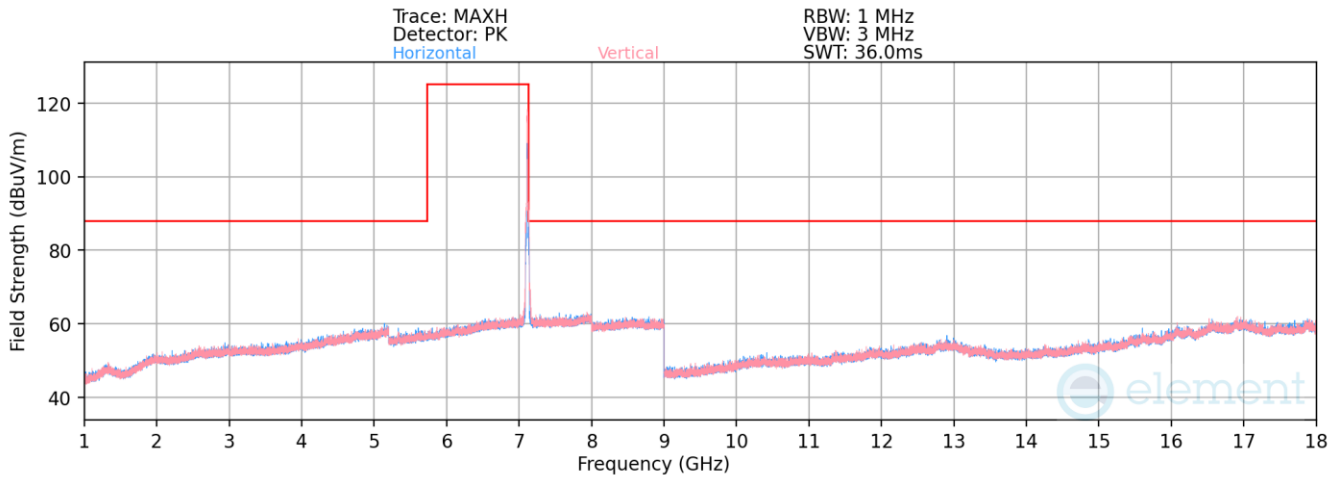
**Plot 7-1311. Radiated Spurious Emission SDM Primary (802.11ax – Ch.209)**

Mode: 802.11ax  
 Data Rate: MCS2  
 Distance of Measurements: 3 Meters  
 Operating Frequency: 6995MHz  
 Channel: 209

Frequency [MHz]	Detector	Ant. Pol. [H/V]	Antenna Height [cm]	Turntable Azimuth [degree]	Analyzer Level [dBm]	AFCL [dB/m]	Field Strength [dBμV/m]	Limit [dBμV/m]	Margin [dB]
13990.00	Peak	V	-	-	-72.05	21.77	56.72	88.23	-31.51
13990.00	Average	V	-	-	-85.39	21.77	43.38	68.23	-24.85

**Table 7-211. Radiated Spurious Emission Measurements SDM Primary**

FCC ID: BCGA2899 IC: 579C-A2899		<b>MEASUREMENT REPORT (CERTIFICATION)</b>	Approved by: Technical Manager
Test Report S/N: 1C2311270066-26-R3.BCG	Test Dates: 11/29/2023 - 04/05/24	EUT Type: Tablet Device	Page 413 of 567



**Plot 7-1312. Radiated Spurious Emission SDM Primary (802.11ax – Ch.233)**

Mode: 802.11ax  
 Data Rate: MCS2  
 Distance of Measurements: 3 Meters  
 Operating Frequency: 7115MHz  
 Channel: 233

Frequency [MHz]	Detector	Ant. Pol. [H/V]	Antenna Height [cm]	Turntable Azimuth [degree]	Analyzer Level [dBm]	AFCL [dB/m]	Field Strength [dB $\mu$ V/m]	Limit [dB $\mu$ V/m]	Margin [dB]
14230.00	Peak	V	-	-	-76.00	22.44	53.44	88.23	-34.79
14230.00	Average	V	-	-	-85.27	22.44	44.17	68.23	-24.06

**Table 7-212. Radiated Spurious Emission Measurements SDM Primary**

FCC ID: BCGA2899 IC: 579C-A2899		<b>MEASUREMENT REPORT (CERTIFICATION)</b>	Approved by: Technical Manager
Test Report S/N: 1C2311270066-26-R3.BCG	Test Dates: 11/29/2023 - 04/05/24	EUT Type: Tablet Device	Page 414 of 567