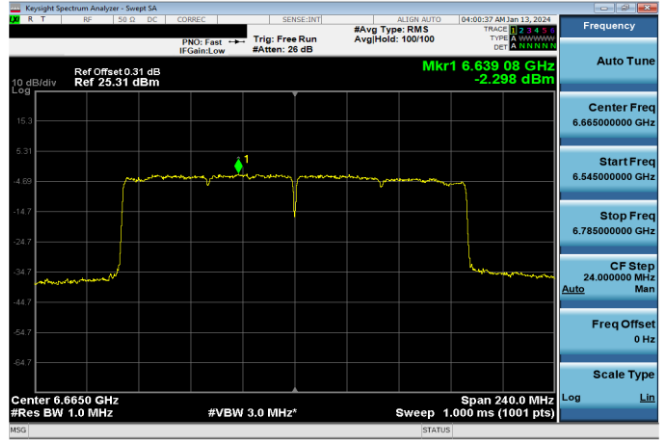
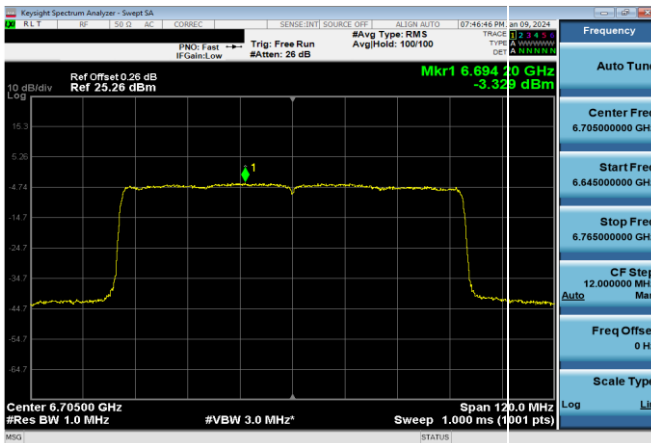


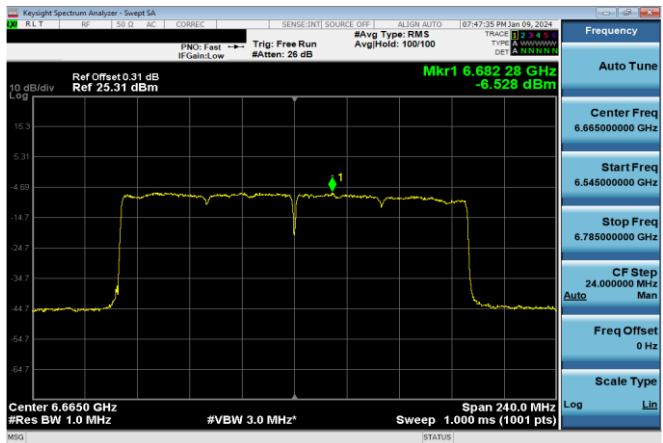
Plot 7-719. Power Spectral Density Plot CDD Diversity Antenna 3b Standard Power (80MHz 802.11ax (UNII Band 7) – Ch. 151, MCS4)



Plot 7-721. Power Spectral Density Plot CDD Diversity Antenna 3b Standard Power (160MHz 802.11ax (UNII Band 7) – Ch. 143, MCS4)



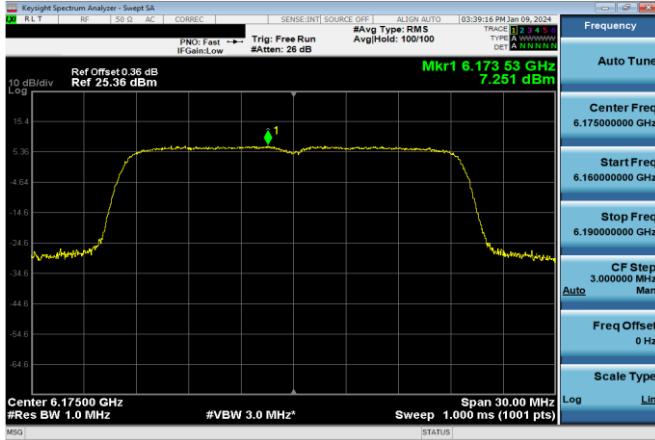
Plot 7-720. Power Spectral Density Plot CDD Diversity Antenna 1b Standard Power (80MHz 802.11ax (UNII Band 7) – Ch. 151, MCS4)



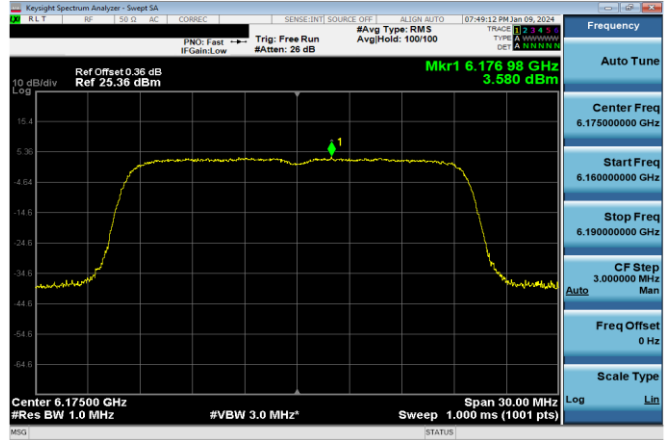
Plot 7-722. Power Spectral Density Plot CDD Diversity Antenna 1b Standard Power (160MHz 802.11ax (UNII Band 7) – Ch. 143, MCS4)

|  |                                      |                                       |                                   |
|--|--------------------------------------|---------------------------------------|-----------------------------------|
| FCC ID: BCGA2899<br>IC: 579C-A2899         |                                      | MEASUREMENT REPORT<br>(CERTIFICATION) | Approved by:<br>Technical Manager |
| Test Report S/N:<br>1C2311270066-26-R3.BCG | Test Dates:<br>11/29/2023 - 04/05/24 | EUT Type:<br>Tablet Device            | Page 240 of 567                   |

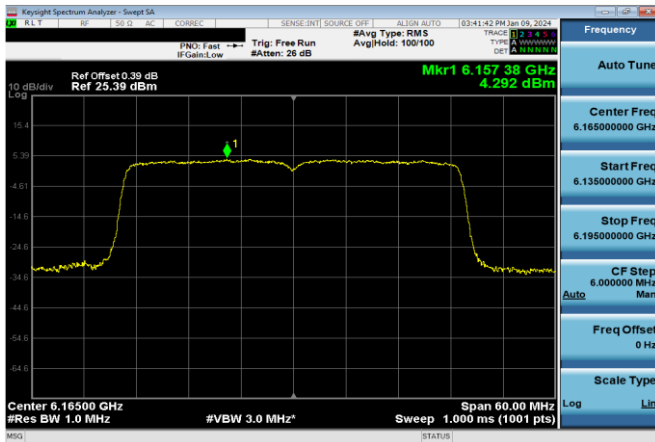
### High Data Rate



Plot 7-723. Power Spectral Density Plot CDD Diversity Antenna 3b Standard Power (20MHz 802.11ax (UNII Band 5) – Ch. 45, MCS11)



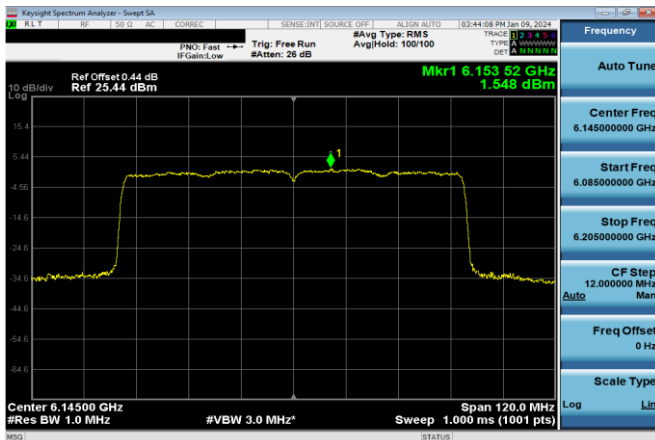
Plot 7-724. Power Spectral Density Plot CDD Diversity Antenna 1b Standard Power (20MHz 802.11ax (UNII Band 5) – Ch. 45, MCS11)



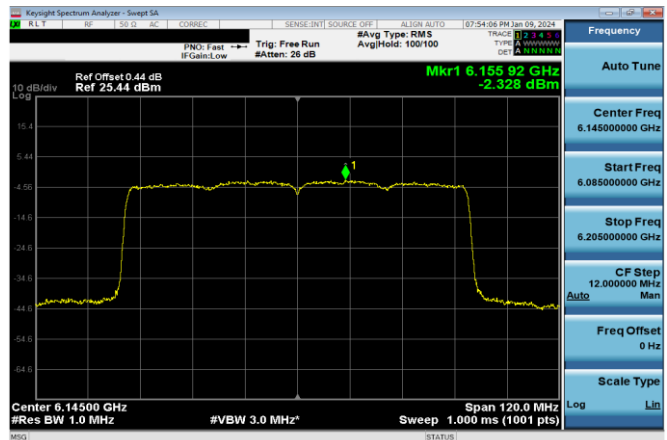
Plot 7-725. Power Spectral Density Plot CDD Diversity Antenna 3b Standard Power (40MHz 802.11ax (UNII Band 5) – Ch. 43, MCS11)



Plot 7-726. Power Spectral Density Plot CDD Diversity Antenna 1b Standard Power (40MHz 802.11ax (UNII Band 5) – Ch. 43, MCS11)

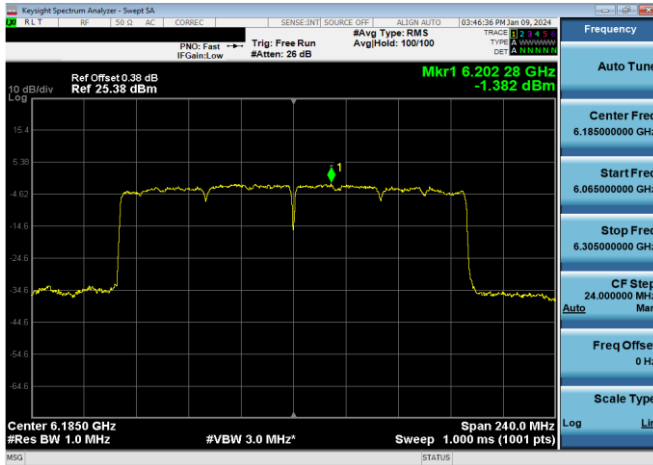


Plot 7-727. Power Spectral Density Plot CDD Diversity Antenna 3b Standard Power (80MHz 802.11ax (UNII Band 5) – Ch. 39, MCS11)

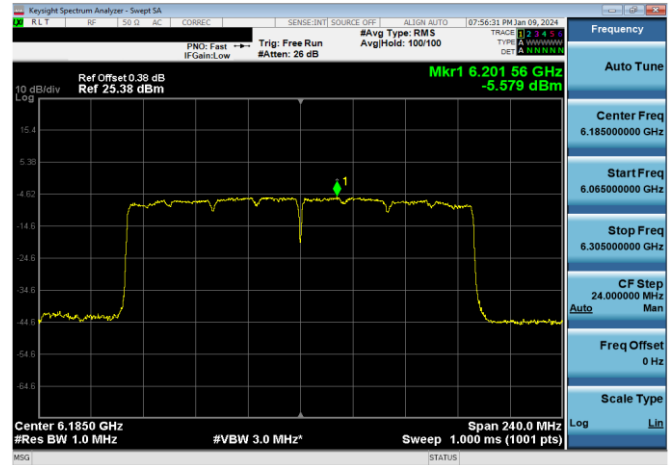


Plot 7-728. Power Spectral Density Plot CDD Diversity Antenna 1b Standard Power (80MHz 802.11ax (UNII Band 5) – Ch. 39, MCS11)

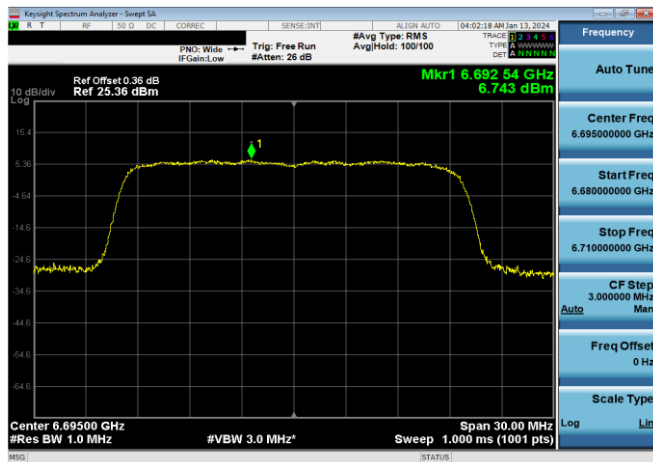
|  |                                      |                                       |                                   |
|--|--------------------------------------|---------------------------------------|-----------------------------------|
| FCC ID: BCGA2899<br>IC: 579C-A2899         |                                      | MEASUREMENT REPORT<br>(CERTIFICATION) | Approved by:<br>Technical Manager |
| Test Report S/N:<br>1C2311270066-26-R3.BCG | Test Dates:<br>11/29/2023 - 04/05/24 | EUT Type:<br>Tablet Device            | Page 241 of 567                   |



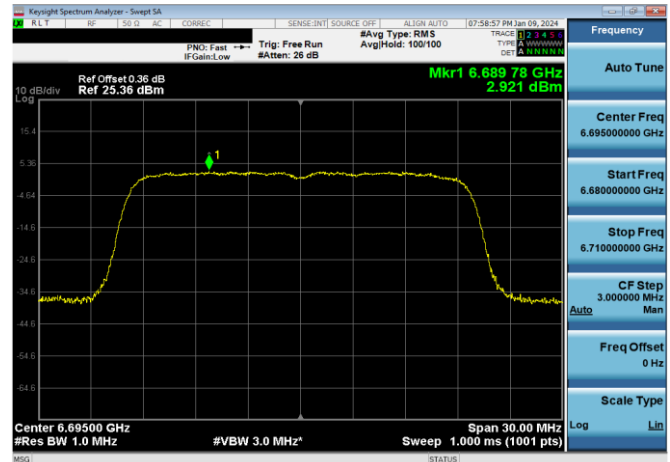
Plot 7-729. Power Spectral Density Plot CDD Diversity Antenna 3b Standard Power (160MHz 802.11ax (UNII Band 5) – Ch. 47, MCS11)



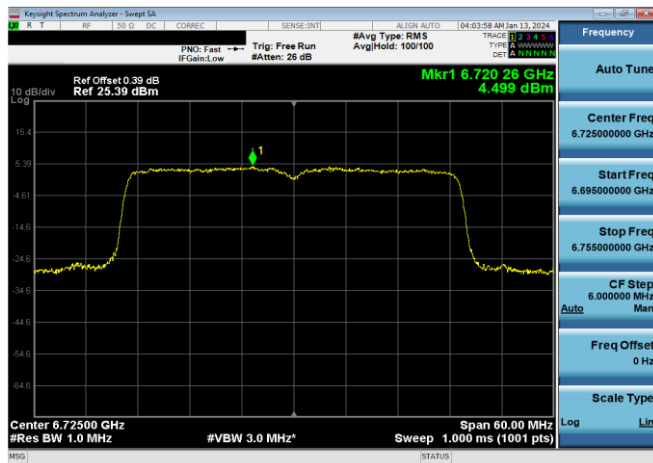
Plot 7-730. Power Spectral Density Plot CDD Diversity Antenna 1b Standard Power (160MHz 802.11ax (UNII Band 5) – Ch. 47, MCS11)



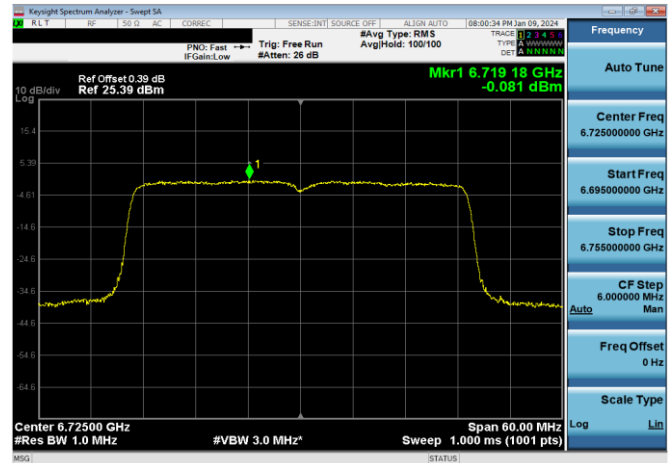
Plot 7-731. Power Spectral Density Plot CDD Diversity Antenna 3b Standard Power (20MHz 802.11ax (UNII Band 7) – Ch. 149, MCS11)



Plot 7-732. Power Spectral Density Plot CDD Diversity Antenna 1b Standard Power (20MHz 802.11ax (UNII Band 7) – Ch. 149, MCS11)

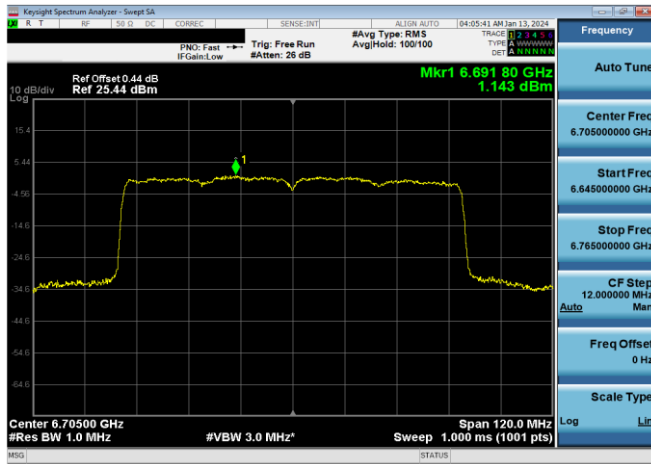


Plot 7-733. Power Spectral Density Plot CDD Diversity Antenna 3b Standard Power (40MHz 802.11ax (UNII Band 7) – Ch. 155, MCS11)

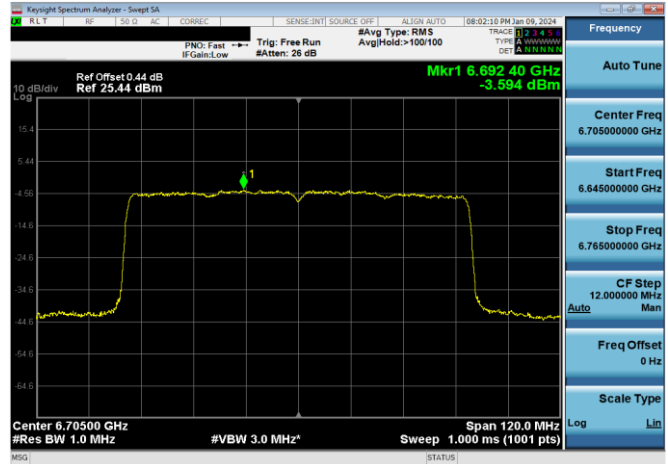


Plot 7-734. Power Spectral Density Plot CDD Diversity Antenna 1b Standard Power (40MHz 802.11ax (UNII Band 7) – Ch. 155, MCS11)

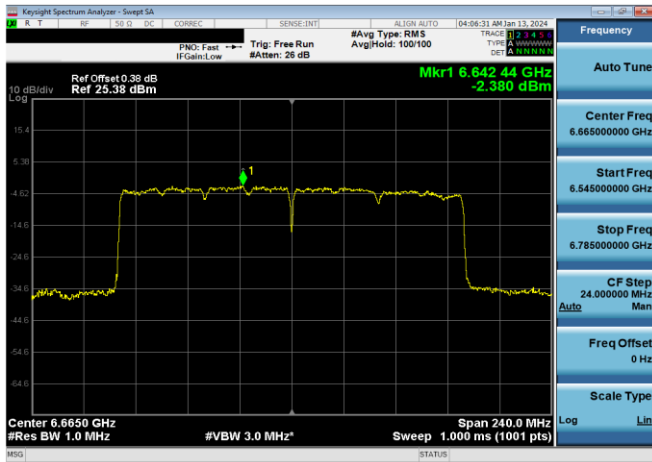
|  |                                      |                                       |                                   |
|--|--------------------------------------|---------------------------------------|-----------------------------------|
| FCC ID: BCGA2899<br>IC: 579C-A2899         |                                      | MEASUREMENT REPORT<br>(CERTIFICATION) | Approved by:<br>Technical Manager |
| Test Report S/N:<br>1C2311270066-26-R3.BCG | Test Dates:<br>11/29/2023 - 04/05/24 | EUT Type:<br>Tablet Device            | Page 242 of 567                   |



Plot 7-735. Power Spectral Density Plot CDD Diversity Antenna 3b Standard Power (80MHz 802.11ax (UNII Band 7) – Ch. 151, MCS11)



Plot 7-736. Power Spectral Density Plot CDD Diversity Antenna 1b Standard Power (80MHz 802.11ax (UNII Band 7) – Ch. 151, MCS11)



Plot 7-737. Power Spectral Density Plot CDD Diversity Antenna 3b Standard Power (160MHz 802.11ax (UNII Band 7) – Ch. 143, MCS11)



Plot 7-738. Power Spectral Density Plot CDD Diversity Antenna 1b Standard Power (160MHz 802.11ax (UNII Band 7) – Ch. 143, MCS11)

|  |                                      |                                       |                                   |
|--|--------------------------------------|---------------------------------------|-----------------------------------|
| FCC ID: BCGA2899<br>IC: 579C-A2899         |                                      | MEASUREMENT REPORT<br>(CERTIFICATION) | Approved by:<br>Technical Manager |
| Test Report S/N:<br>1C2311270066-26-R3.BCG | Test Dates:<br>11/29/2023 - 04/05/24 | EUT Type:<br>Tablet Device            | Page 243 of 567                   |

**Note:**

Per ANSI C63.10-2013 Section 14.3.2.2 and KDB 662911 v02r01 Section E)2), the power spectral density at Antenna 5T and Antenna 3b were first measured separately as shown in the section above. The measured values were then summed in linear power units then converted back to dBm.

**Sample Directional Gain Calculation:**

For correlated signals, assuming the antenna gain is 2.9 dBi for Antenna 5T and -0.7 dBi for Antenna 3b.

$$\begin{aligned} \text{Directional gain} &= 10 \log[(10^{G_1/20} + 10^{G_2/20} + \dots + 10^{G_N/20})^2 / N_{\text{ANT}}] \text{ dBi} \\ &= 10 \log[(10^{2.9/20} + 10^{-0.7/20} / 2)] \text{ dBi} \\ &= 4.29 \text{ dBi} \end{aligned}$$

For uncorrelated signals, assuming the antenna gain is 2.9 dBi for Antenna 5T and -0.7 dBi for Antenna 3b.

$$\begin{aligned} \text{Directional gain} &= 10 \log[(10^{G_1/10} + 10^{G_2/10} + \dots + 10^{G_N/10}) / N_{\text{ANT}}] \text{ dBi} \\ &= 10 \log[(10^{2.9/10} + 10^{-0.7/10} / 2)] \text{ dBi} \\ &= 1.46 \text{ dBi} \end{aligned}$$

**Sample CDD/SDM Calculation:**

At 5955MHz in 802.11ax (20MHz BW) mode, the average conducted power spectral density was measured to be -7.66 dBm for Antenna 5T and -8.08 dBm for Antenna 3b.

$$\begin{aligned} \text{Antenna 5T} + \text{Antenna 3b} &= \text{SDM} \\ (-7.66 \text{ dBm} + -8.08 \text{ dBm}) &= (0.171 \text{ mW} + 0.156\text{mW}) = 0.327 \text{ mW} = -4.85 \text{ dBm} \end{aligned}$$

**Sample e.i.r.p Power Spectral Density Calculation:**

At 6175MHz in 802.11ax (20MHz BW) mode, the average SDM power density was calculated to be -4.85 dBm with directional gain of 1.46 dBi.

$$\begin{aligned} \text{e.i.r.p. Power Spectral Density(dBm)} &= \text{Power Spectral Density (dBm)} + \text{Ant gain (dBi)} \\ -4.85 \text{ dBm} + 1.46 \text{ dBi} &= -3.39 \text{ dBm} \end{aligned}$$

|   |   |   |
|---|---|---|
| <b>FCC ID:</b> BCGA2899<br><b>IC:</b> 579C-A2899  |  <b>MEASUREMENT REPORT<br/>(CERTIFICATION)</b> | <b>Approved by:</b><br>Technical Manager    |
| <b>Test Report S/N:</b><br>1C2311270066-26-R3.BCG |   | <b>Test Dates:</b><br>11/29/2023 - 04/05/24 |

## 7.5 In-Band Emissions – 802.11a/ax(SU)

§15.407(b)(7), RSS-248 [4.7.2]

### Test Overview and Limit

The spectrum analyzer was connected to the antenna terminal while the EUT was operating at its maximum duty cycle, at its maximum power control level, as defined in ANSI C63.10-2013 and KDB 789033 D02 v02r01, and at the appropriate frequencies.

***For transmitters operating within the 5.925-7.125 GHz bands: Power spectral density must be suppressed by 20 dB at 1 MHz outside of channel edge, by 28 dB at one channel bandwidth from the channel center, and by 40 dB at one- and one-half times the channel bandwidth away from channel center. At frequencies between one megahertz outside an unlicensed device's channel edge and one channel bandwidth from the center of the channel, the limits must be linearly interpolated between 20 dB and 28 dB suppression, and at frequencies between one and one- and one-half times an unlicensed device's channel bandwidth, the limits must be linearly interpolated between 28 dB and 40 dB suppression. Emissions removed from the channel center by more than one- and one-half times the channel bandwidth must be suppressed by at least 40 dB.***

### Test Procedure Used

ANSI C63.10-2013 – Section 12.3.2.2  
KDB 987594 D02 v02r01

### Test Settings

1. Connect output of the antenna port to a spectrum analyzer or EMI receiver, with appropriate attenuation, as to not damage the instrumentation.
2. Set the reference level of the measuring equipment in accordance with procedure 4.1.5.2 of ANSI C63.10- 2013.
3. Measure the 26 dB EBW using the test procedure 12.4.1 of ANSI C63.10-2013. (This will be used to determine the channel edge.)
4. Measure the power spectral density (which will be used for emissions mask reference) using the following procedure:
  - a) Set the span to encompass the entire 26 dB EBW of the signal.
  - b) Set RBW = same RBW used for 26 dB EBW measurement.
  - c) Set VBW  $\geq 3 \times$  RBW
  - d) Number of points in sweep  $\geq [2 \times \text{span} / \text{RBW}]$ .
  - e) Sweep time = auto.
  - f) Detector = RMS (i.e., power averaging)
  - g) Trace average at least 100 traces in power averaging (rms) mode.
  - h) Use the peak search function on the instrument to find the peak of the spectrum.
5. For the purposes of developing the emission mask, the channel bandwidth is defined as the 26 dB EBW.
6. Using the measuring equipment limit line function, develop the emissions mask based on the following requirements. The emissions power spectral density must be reduced below the peak power spectral density (in dB) as follows:
  - i) Suppressed by 20 dB at 1 MHz outside of the channel edge. (The channel edge is defined as the 26-dB point on either side of the carrier center frequency.)
  - j) Suppressed by 28 dB at one channel bandwidth from the channel center.
  - k) Suppressed by 40 dB at one- and one-half times the channel bandwidth from the channel center.
7. Adjust the span to encompass the entire mask as necessary.
8. Clear trace.
9. Trace average at least 100 traces in power averaging (rms) mode.
10. Adjust the reference level as necessary so that the crest of the channel touches the top of the emission mask.

|  |   |                                       |                                   |
|--|---|---------------------------------------|-----------------------------------|
| FCC ID: BCGA2899<br>IC: 579C-A2899         |  | MEASUREMENT REPORT<br>(CERTIFICATION) | Approved by:<br>Technical Manager |
| Test Report S/N:<br>1C2311270066-26-R3.BCG | Test Dates:<br>11/29/2023 - 04/05/24  | EUT Type:<br>Tablet Device            | Page 245 of 567                   |

**Test Setup**

The EUT and measurement equipment were set up as shown in the diagram below.



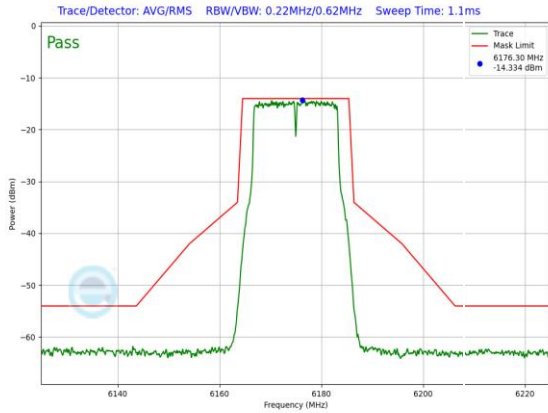
**Figure 7-4. Test Instrument & Measurement Setup**

**Test Notes**

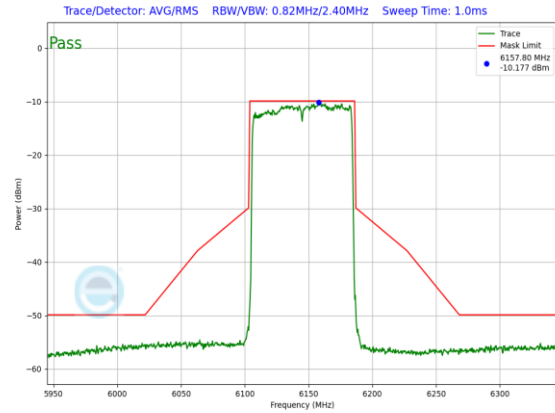
None

|   |   |                                   |  |
|---|---|-----------------------------------|--|
| <b>FCC ID:</b> BCGA2899<br><b>IC:</b> 579C-A2899  |  <b>MEASUREMENT REPORT<br/>(CERTIFICATION)</b> |                                   | <b>Approved by:</b><br>Technical Manager |
| <b>Test Report S/N:</b><br>1C2311270066-26-R3.BCG | <b>Test Dates:</b><br>11/29/2023 - 04/05/24   | <b>EUT Type:</b><br>Tablet Device | Page 246 of 567                          |

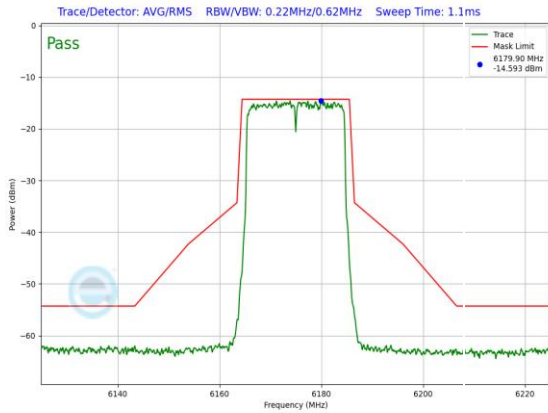
## 7.5.1 Antenna 5T In-Band Emission Measurements Low Data Rate



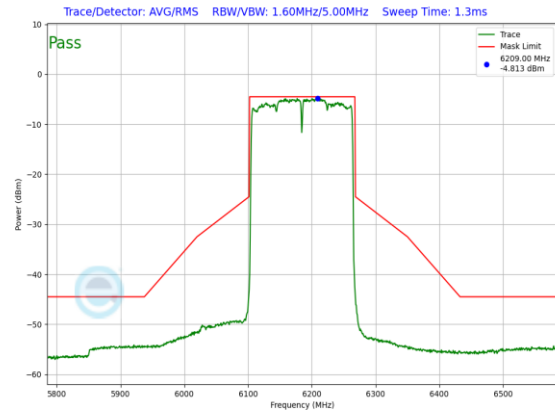
Plot 7-739. LPI In-Band Emission Plot Antenna 5T (20MHz 802.11a (UNII Band 5) – Ch. 45, 12Mbps)



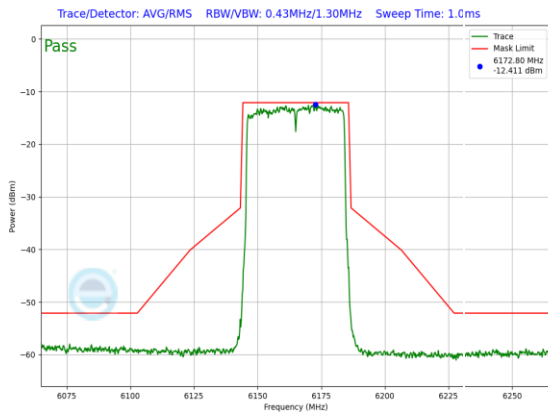
Plot 7-742. LPI In-Band Emission Plot Antenna 5T (80MHz 802.11ax (UNII Band 5) – Ch. 39, MCS2)



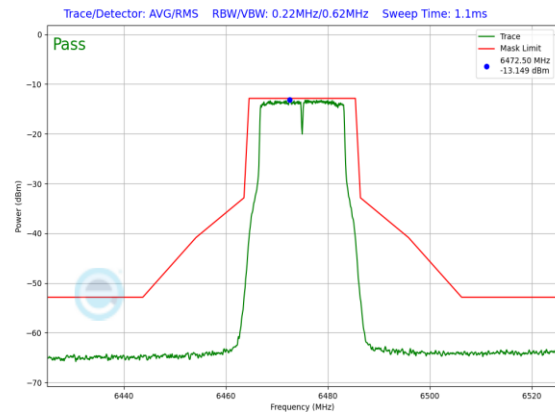
Plot 7-740. LPI In-Band Emission Plot Antenna 5T (20MHz 802.11ax (UNII Band 5) – Ch. 45, MCS2)



Plot 7-743. LPI In-Band Emission Plot Antenna 5T (160MHz 802.11ax (UNII Band 5) – Ch. 47, MCS2)



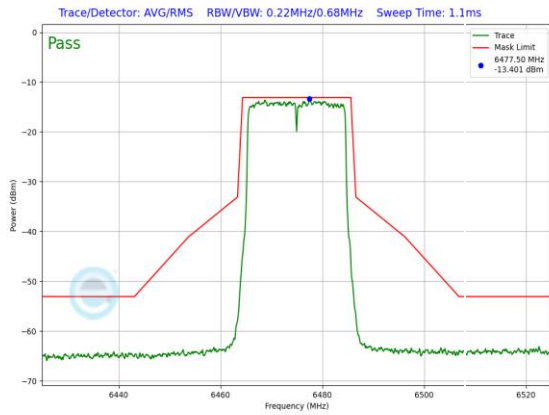
Plot 7-741. LPI In-Band Emission Plot Antenna 5T (40MHz 802.11ax (UNII Band 5) – Ch. 43, MCS2)



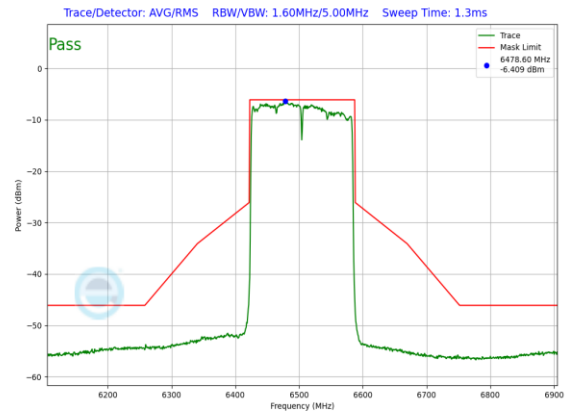
Plot 7-744. LPI In-Band Emission Plot Antenna 5T (20MHz 802.11a (UNII Band 6) – Ch. 105, 12Mbps)

|  |                                      |                                       |                                   |
|--|--------------------------------------|---------------------------------------|-----------------------------------|
| FCC ID: BCGA2899<br>IC: 579C-A2899         |                                      | MEASUREMENT REPORT<br>(CERTIFICATION) | Approved by:<br>Technical Manager |
| Test Report S/N:<br>1C2311270066-26-R3.BCG | Test Dates:<br>11/29/2023 - 04/05/24 | EUT Type:<br>Tablet Device            | Page 247 of 567                   |

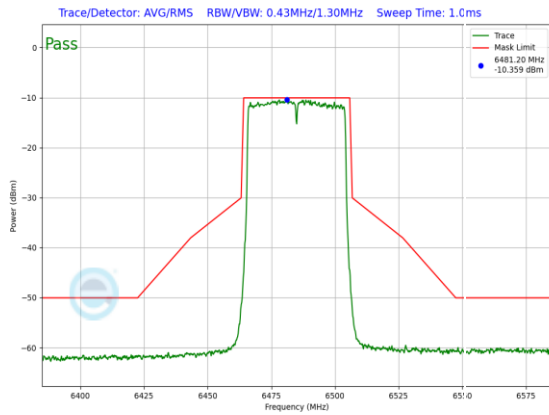




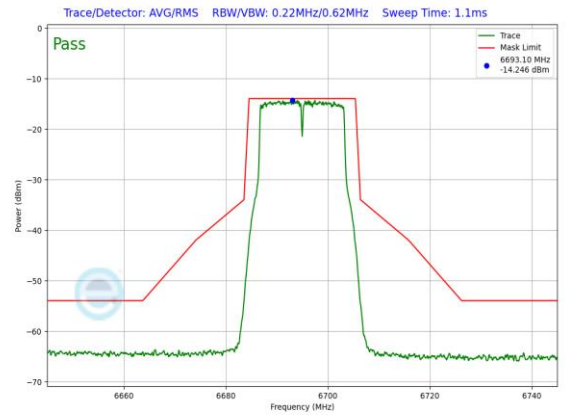
**Plot 7-745. LPI In-Band Emission Plot Antenna 5T (20MHz 802.11ax (UNII Band 6) – Ch. 105, MCS2)**



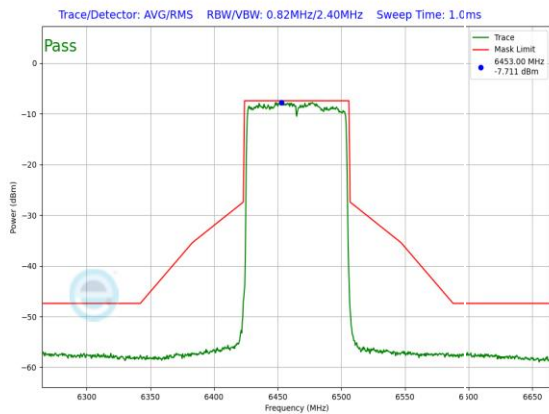
**Plot 7-748. LPI In-Band Emission Plot Antenna 5T (160MHz 802.11ax (UNII Band 6) – Ch. 111, MCS2)**



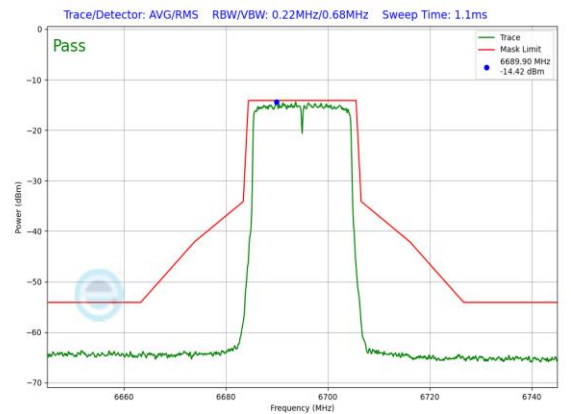
**Plot 7-746. LPI In-Band Emission Plot Antenna 5T (40MHz 802.11ax (UNII Band 6) – Ch. 107, MCS2)**



**Plot 7-749. LPI In-Band Emission Plot Antenna 5T (20MHz 802.11a (UNII Band 7) – Ch. 149, 12Mbps)**

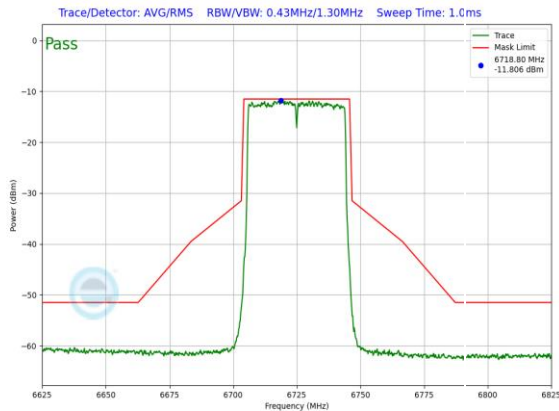


**Plot 7-747. LPI In-Band Emission Plot Antenna 5T (80MHz 802.11ax (UNII Band 6) – Ch. 103, MCS2)**

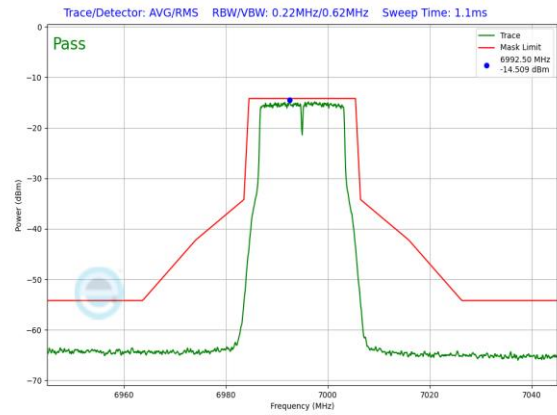


**Plot 7-750. LPI In-Band Emission Plot Antenna 5T (20MHz 802.11ax (UNII Band 7) – Ch. 149, MCS2)**

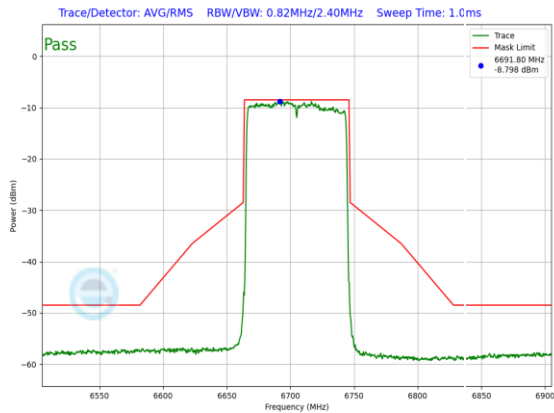
|  |   |                                       |                                   |
|--|---|---------------------------------------|-----------------------------------|
| FCC ID: BCGA2899<br>IC: 579C-A2899         |  | MEASUREMENT REPORT<br>(CERTIFICATION) | Approved by:<br>Technical Manager |
| Test Report S/N:<br>1C2311270066-26-R3.BCG | Test Dates:<br>11/29/2023 - 04/05/24  | EUT Type:<br>Tablet Device            | Page 248 of 567                   |



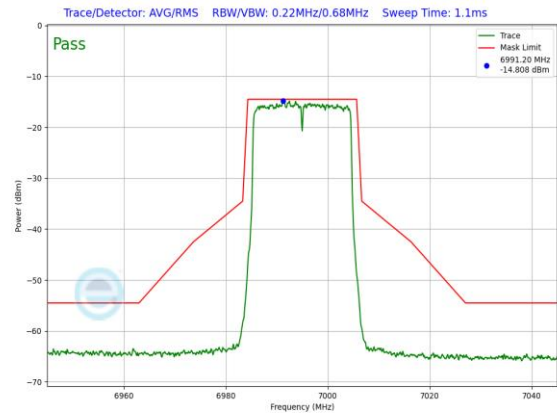
**Plot 7-751. LPI In-Band Emission Plot Antenna 5T (40MHz 802.11ax (UNII Band 7) – Ch. 155, MCS2)**



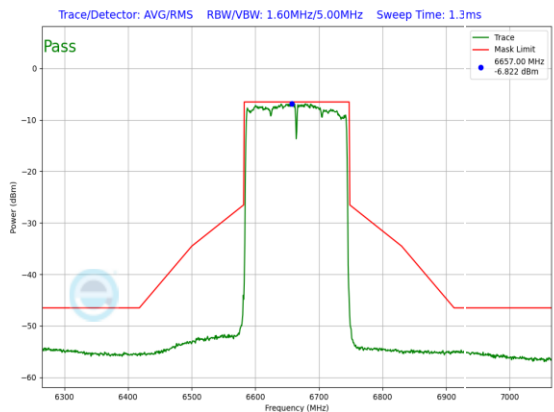
**Plot 7-754. LPI In-Band Emission Plot Antenna 5T (20MHz 802.11a (UNII Band 8) – Ch. 209, 12Mbps)**



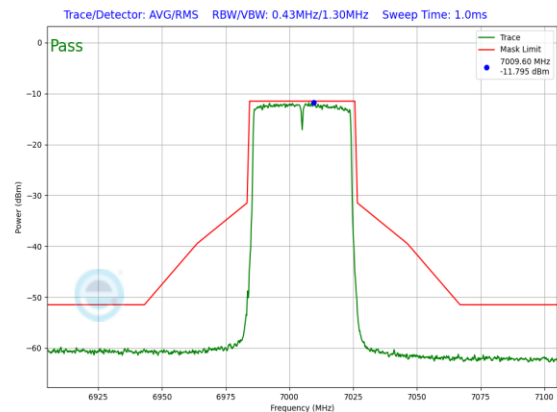
**Plot 7-752. LPI In-Band Emission Plot Antenna 5T (80MHz 802.11ax (UNII Band 7) – Ch. 151, MCS2)**



**Plot 7-755. LPI In-Band Emission Plot Antenna 5T (20MHz 802.11ax (UNII Band 8) – Ch. 209, MCS2)**

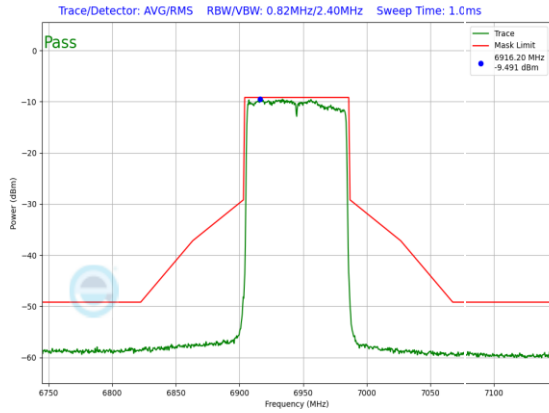


**Plot 7-753. LPI In-Band Emission Plot Antenna 5T (160MHz 802.11ax (UNII Band 7) – Ch. 143, MCS2)**

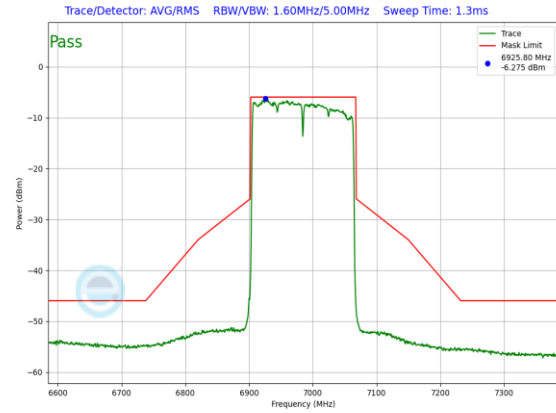


**Plot 7-756. LPI In-Band Emission Plot Antenna 5T (40MHz 802.11ax (UNII Band 8) – Ch. 211, MCS2)**

|  |   |                                       |                                   |
|--|---|---------------------------------------|-----------------------------------|
| FCC ID: BCGA2899<br>IC: 579C-A2899         |  | MEASUREMENT REPORT<br>(CERTIFICATION) | Approved by:<br>Technical Manager |
| Test Report S/N:<br>1C2311270066-26-R3.BCG | Test Dates:<br>11/29/2023 - 04/05/24  | EUT Type:<br>Tablet Device            | Page 249 of 567                   |



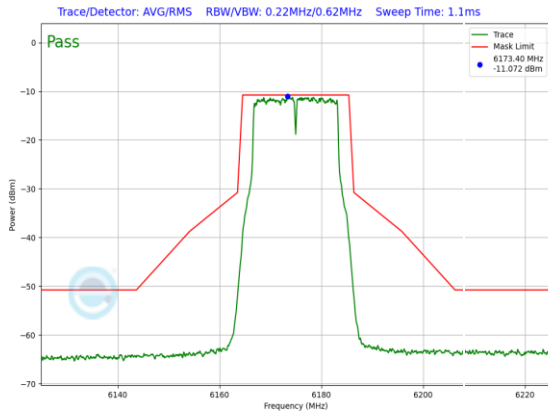
**Plot 7-757. LPI In-Band Emission Plot Antenna 5T (80MHz 802.11ax (UNII Band 8) – Ch. 199, MCS2)**



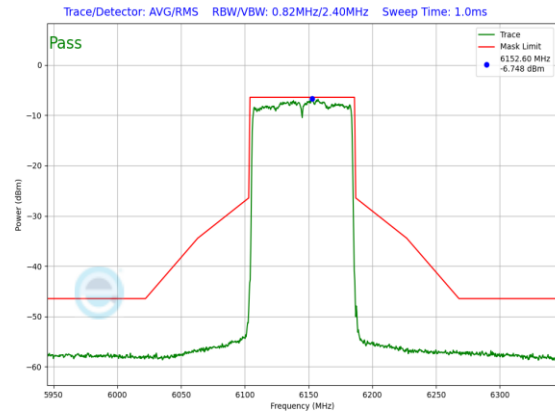
**Plot 7-758. LPI In-Band Emission Plot Antenna 5T (160MHz 802.11ax (UNII Band 8) – Ch. 207, MCS2)**

|   |   |                                   |  |
|---|---|-----------------------------------|--|
| <b>FCC ID:</b> BCGA2899<br><b>IC:</b> 579C-A2899  |  <b>MEASUREMENT REPORT (CERTIFICATION)</b> |                                   | <b>Approved by:</b><br>Technical Manager |
| <b>Test Report S/N:</b><br>1C2311270066-26-R3.BCG | <b>Test Dates:</b><br>11/29/2023 - 04/05/24   | <b>EUT Type:</b><br>Tablet Device | Page 250 of 567                          |

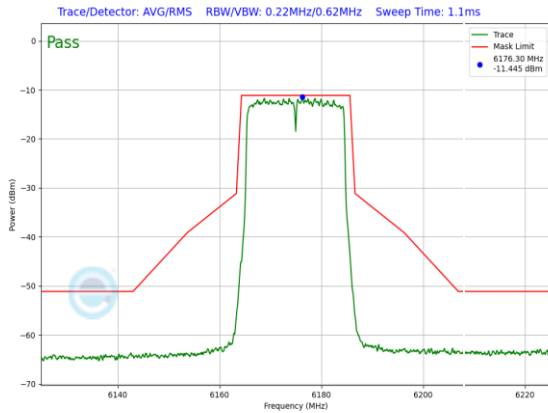
Mid Data Rate



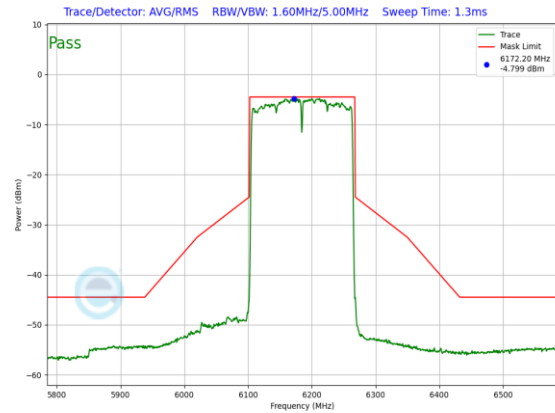
Plot 7-759. LPI In-Band Emission Plot Antenna 5T (20MHz 802.11a (UNII Band 5) – Ch. 45, 24Mbps)



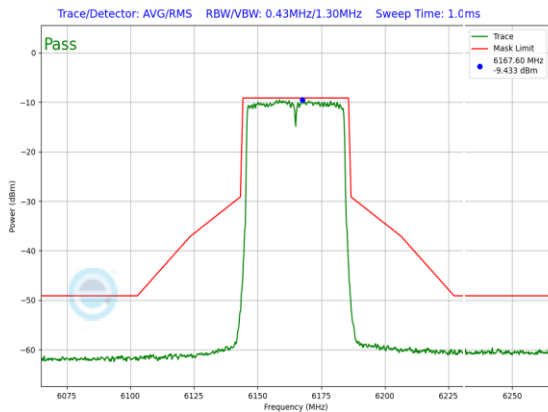
Plot 7-762. LPI In-Band Emission Plot Antenna 5T (80MHz 802.11ax (UNII Band 5) – Ch. 39, MCS4)



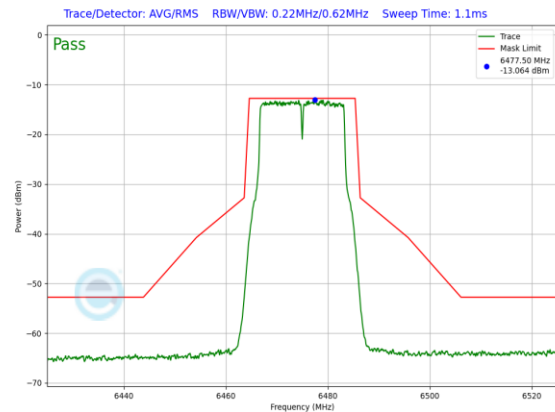
Plot 7-760. LPI In-Band Emission Plot Antenna 5T (20MHz 802.11ax (UNII Band 5) – Ch. 45, MCS4)



Plot 7-763. LPI In-Band Emission Plot Antenna 5T (160MHz 802.11ax (UNII Band 5) – Ch. 47, MCS4)

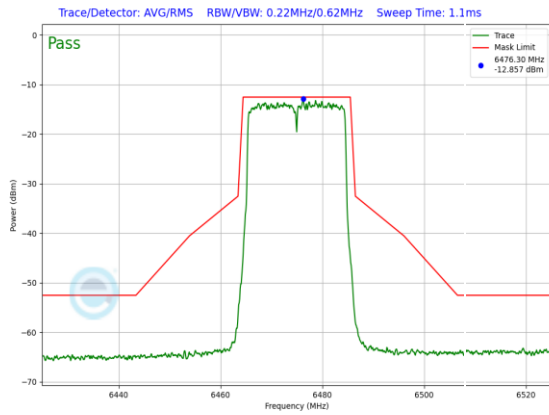


Plot 7-761. LPI In-Band Emission Plot Antenna 5T (40MHz 802.11ax (UNII Band 5) – Ch. 43, MCS4)

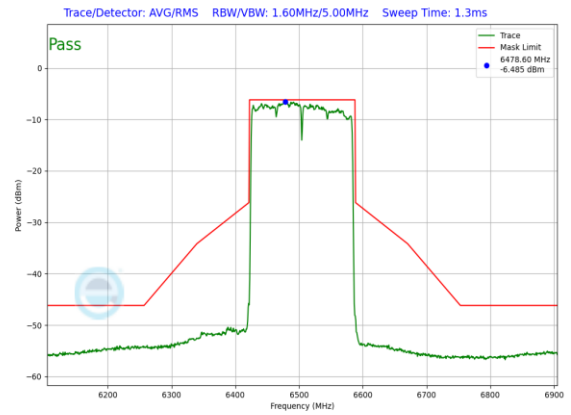


Plot 7-764. LPI In-Band Emission Plot Antenna 5T (20MHz 802.11a (UNII Band 6) – Ch. 105, 24Mbps)

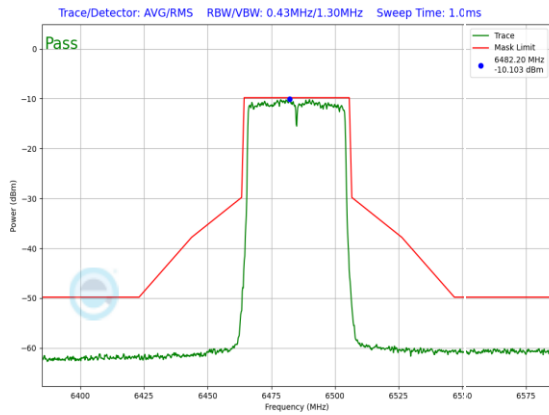
|  |   |                                       |                                   |
|--|---|---------------------------------------|-----------------------------------|
| FCC ID: BCGA2899<br>IC: 579C-A2899         |  | MEASUREMENT REPORT<br>(CERTIFICATION) | Approved by:<br>Technical Manager |
| Test Report S/N:<br>1C2311270066-26-R3.BCG | Test Dates:<br>11/29/2023 - 04/05/24  | EUT Type:<br>Tablet Device            | Page 251 of 567                   |



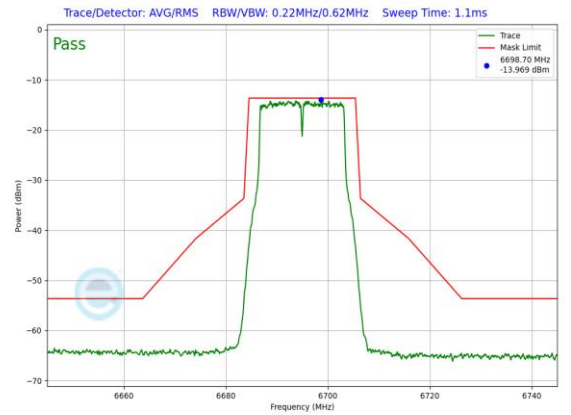
**Plot 7-765. LPI In-Band Emission Plot Antenna 5T (20MHz 802.11ax (UNII Band 6) – Ch. 105, MCS4)**



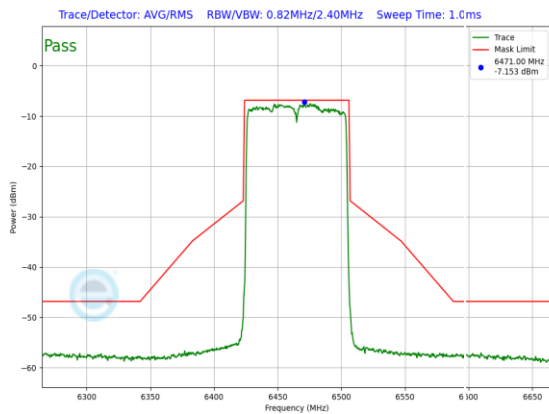
**Plot 7-768. LPI In-Band Emission Plot Antenna 5T (160MHz 802.11ax (UNII Band 6) – Ch. 111, MCS4)**



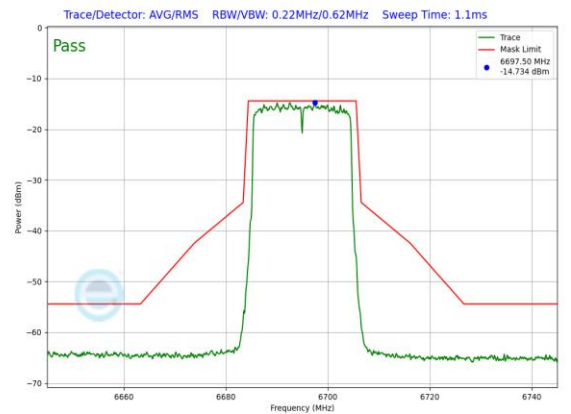
**Plot 7-766. LPI In-Band Emission Plot Antenna 5T (40MHz 802.11ax (UNII Band 6) – Ch. 107, MCS4)**



**Plot 7-769. LPI In-Band Emission Plot Antenna 5T (20MHz 802.11a (UNII Band 7) – Ch. 149, 24Mbps)**

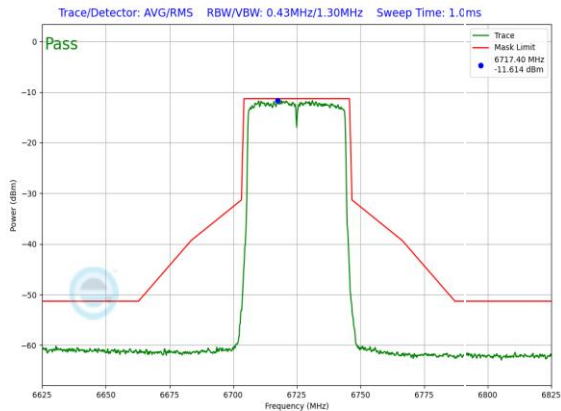


**Plot 7-767. LPI In-Band Emission Plot Antenna 5T (80MHz 802.11ax (UNII Band 6) – Ch. 103, MCS4)**

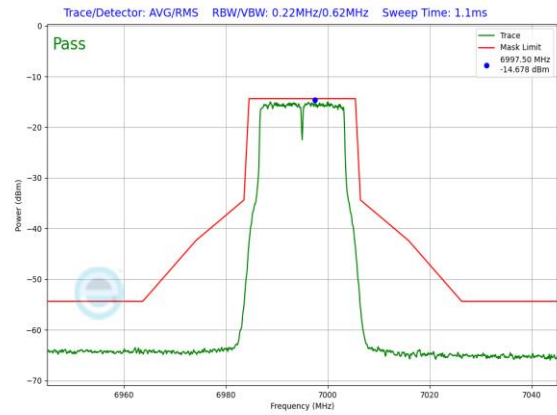


**Plot 7-770. LPI In-Band Emission Plot Antenna 5T (20MHz 802.11ax (UNII Band 7) – Ch. 149, MCS4)**

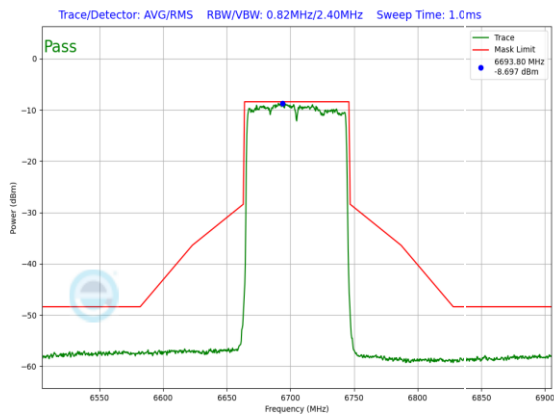
|  |   |                                       |                                   |
|--|---|---------------------------------------|-----------------------------------|
| FCC ID: BCGA2899<br>IC: 579C-A2899         |  | MEASUREMENT REPORT<br>(CERTIFICATION) | Approved by:<br>Technical Manager |
| Test Report S/N:<br>1C2311270066-26-R3.BCG | Test Dates:<br>11/29/2023 - 04/05/24  | EUT Type:<br>Tablet Device            | Page 252 of 567                   |



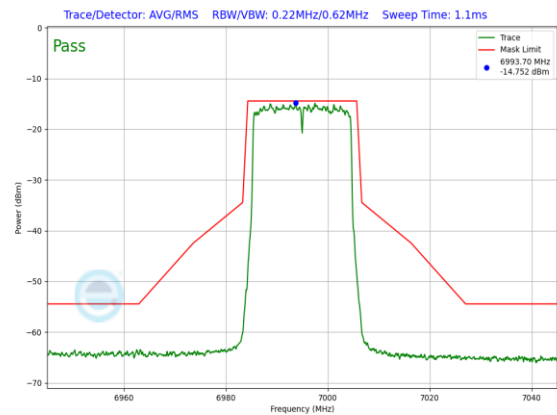
**Plot 7-771. LPI In-Band Emission Plot Antenna 5T (40MHz 802.11ax (UNII Band 7) – Ch. 155, MCS4)**



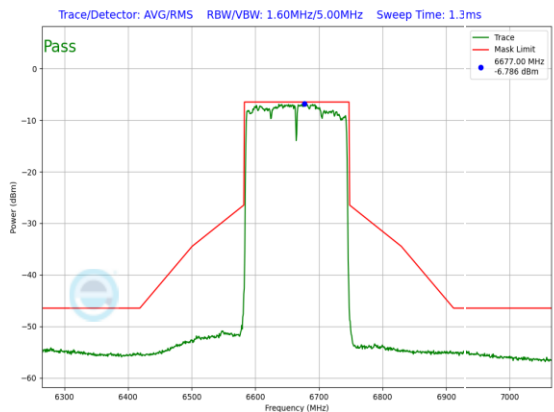
**Plot 7-774. LPI In-Band Emission Plot Antenna 5T (20MHz 802.11a (UNII Band 8) – Ch. 209, 24Mbps)**



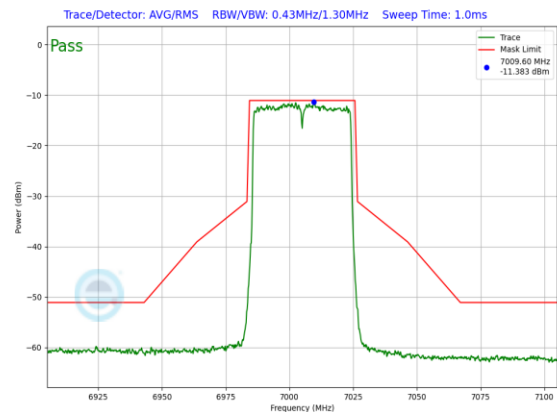
**Plot 7-772. LPI In-Band Emission Plot Antenna 5T (80MHz 802.11ax (UNII Band 7) – Ch. 151, MCS4)**



**Plot 7-775. LPI In-Band Emission Plot Antenna 5T (20MHz 802.11ax (UNII Band 8) – Ch. 209, MCS4)**

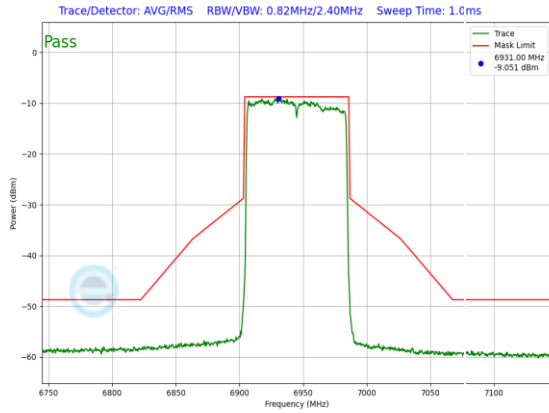


**Plot 7-773. LPI In-Band Emission Plot Antenna 5T (160MHz 802.11ax (UNII Band 7) – Ch. 143, MCS4)**

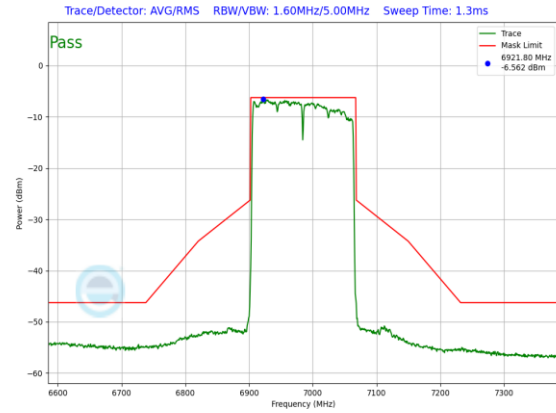


**Plot 7-776. LPI In-Band Emission Plot Antenna 5T (40MHz 802.11ax (UNII Band 8) – Ch. 211, MCS4)**

|  |   |                                       |                                   |
|--|---|---------------------------------------|-----------------------------------|
| FCC ID: BCGA2899<br>IC: 579C-A2899         |  | MEASUREMENT REPORT<br>(CERTIFICATION) | Approved by:<br>Technical Manager |
| Test Report S/N:<br>1C2311270066-26-R3.BCG | Test Dates:<br>11/29/2023 - 04/05/24  | EUT Type:<br>Tablet Device            | Page 253 of 567                   |



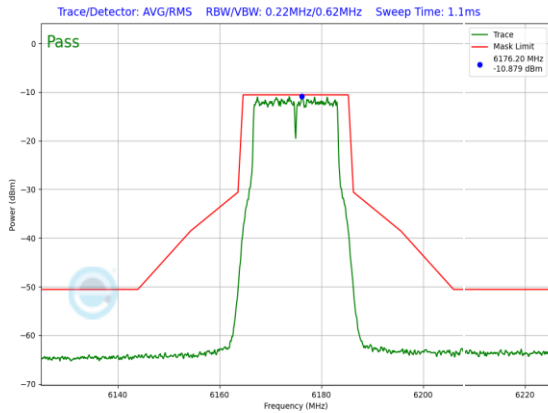
**Plot 7-777. LPI In-Band Emission Plot Antenna 5T (80MHz  
802.11ax (UNII Band 8) – Ch. 199, MCS4)**



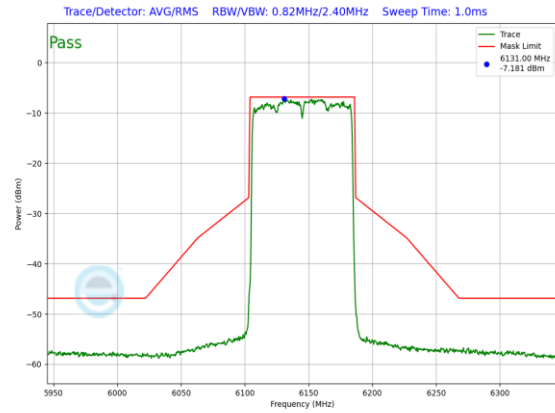
**Plot 7-778. LPI In-Band Emission Plot Antenna 5T (160MHz  
802.11ax (UNII Band 8) – Ch. 207, MCS4)**

|   |   |                                   |  |
|---|---|-----------------------------------|--|
| <b>FCC ID:</b> BCGA2899<br><b>IC:</b> 579C-A2899  |  <b>MEASUREMENT REPORT<br/>(CERTIFICATION)</b> |                                   | <b>Approved by:</b><br>Technical Manager |
| <b>Test Report S/N:</b><br>1C2311270066-26-R3.BCG | <b>Test Dates:</b><br>11/29/2023 - 04/05/24   | <b>EUT Type:</b><br>Tablet Device | Page 254 of 567                          |

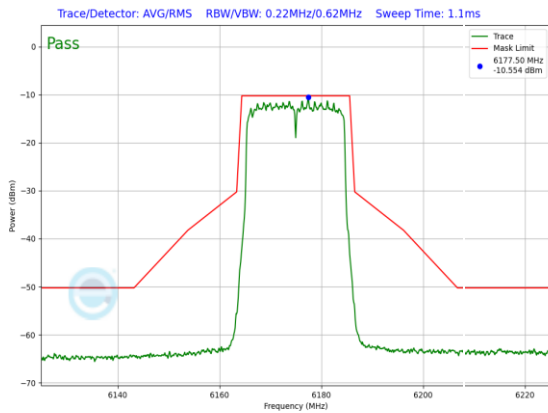
### High Data Rate



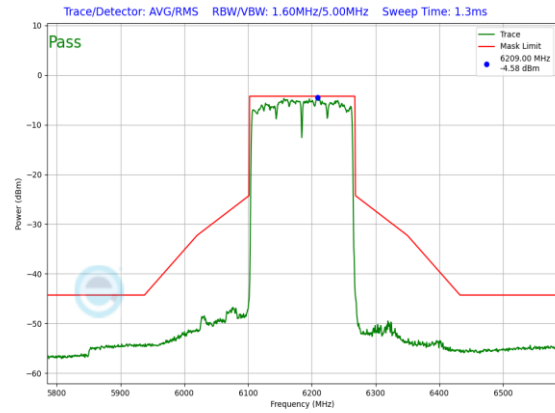
**Plot 7-779. LPI In-Band Emission Plot Antenna 5T (20MHz 802.11a (UNII Band 5) – Ch. 45, 54Mbps)**



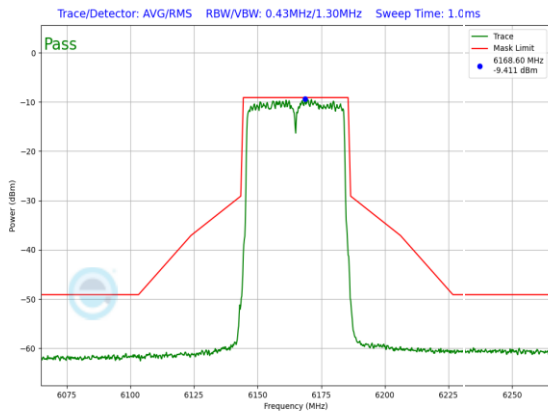
**Plot 7-782. LPI In-Band Emission Plot Antenna 5T (80MHz 802.11ax (UNII Band 5) – Ch. 39, MCS11)**



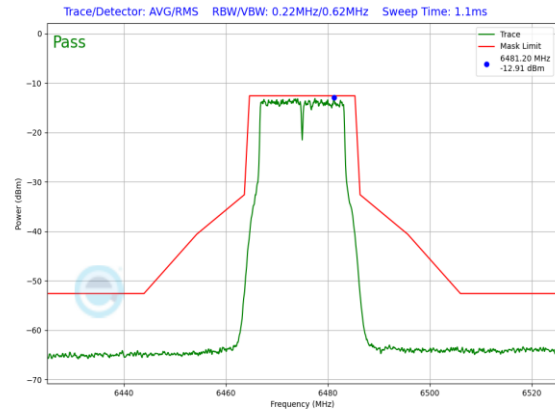
**Plot 7-780. LPI In-Band Emission Plot Antenna 5T (20MHz 802.11ax (UNII Band 5) – Ch. 45, MCS11)**



**Plot 7-783. LPI In-Band Emission Plot Antenna 5T (160MHz 802.11ax (UNII Band 5) – Ch. 47, MCS11)**



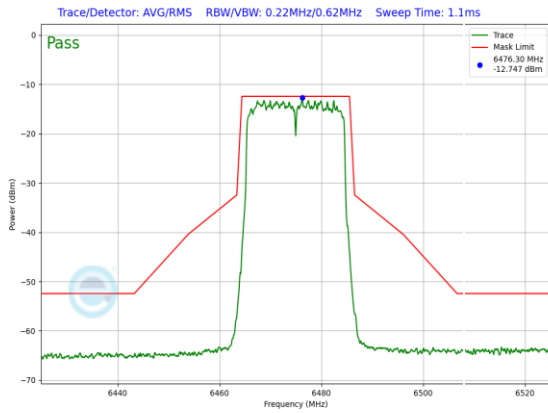
**Plot 7-781. LPI In-Band Emission Plot Antenna 5T (40MHz 802.11ax (UNII Band 5) – Ch. 43, MCS11)**



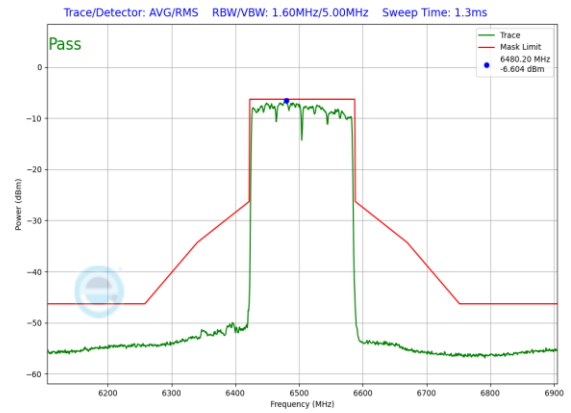
**Plot 7-784. LPI In-Band Emission Plot Antenna 5T (20MHz 802.11a (UNII Band 6) – Ch. 105, 54Mbps)**

|  |   |                                       |                                   |
|--|---|---------------------------------------|-----------------------------------|
| FCC ID: BCGA2899<br>IC: 579C-A2899         |  | MEASUREMENT REPORT<br>(CERTIFICATION) | Approved by:<br>Technical Manager |
| Test Report S/N:<br>1C2311270066-26-R3.BCG | Test Dates:<br>11/29/2023 - 04/05/24  | EUT Type:<br>Tablet Device            | Page 255 of 567                   |

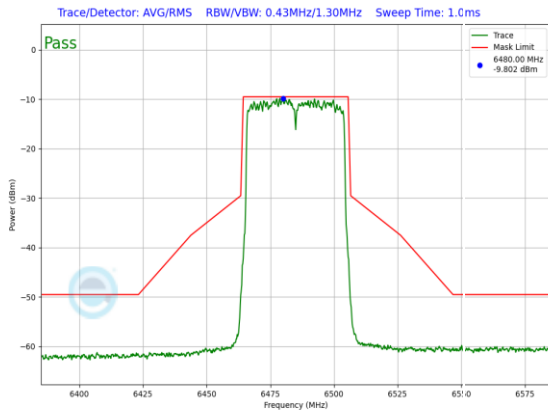




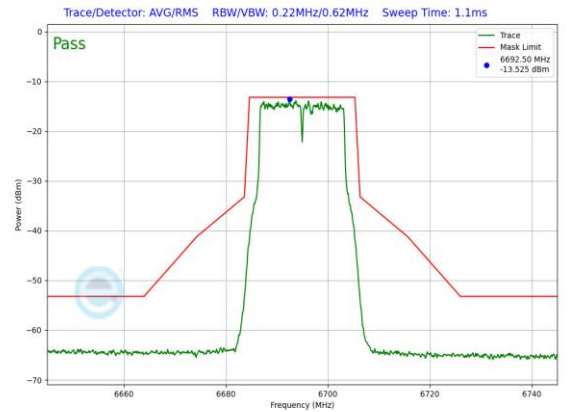
**Plot 7-785. LPI In-Band Emission Plot Antenna 5T (20MHz 802.11ax (UNII Band 6) – Ch. 105, MCS11)**



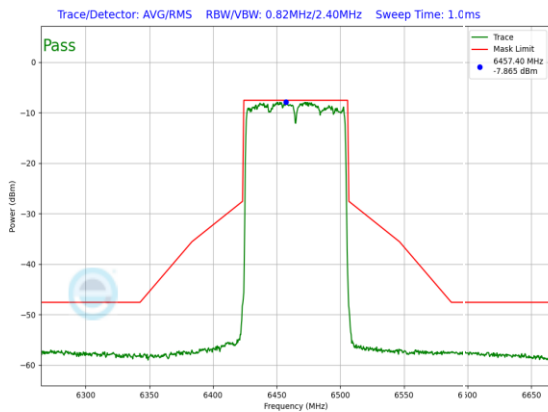
**Plot 7-788. LPI In-Band Emission Plot Antenna 5T (160MHz 802.11ax (UNII Band 6) – Ch. 111, MCS11)**



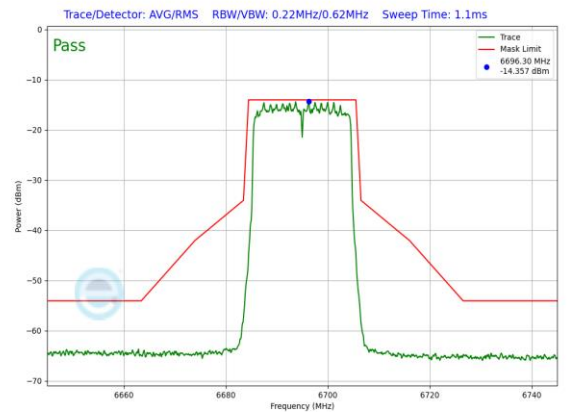
**Plot 7-786. LPI In-Band Emission Plot Antenna 5T (40MHz 802.11ax (UNII Band 6) – Ch. 107, MCS11)**



**Plot 7-789. LPI In-Band Emission Plot Antenna 5T (20MHz 802.11a (UNII Band 7) – Ch. 149, 54Mbps)**

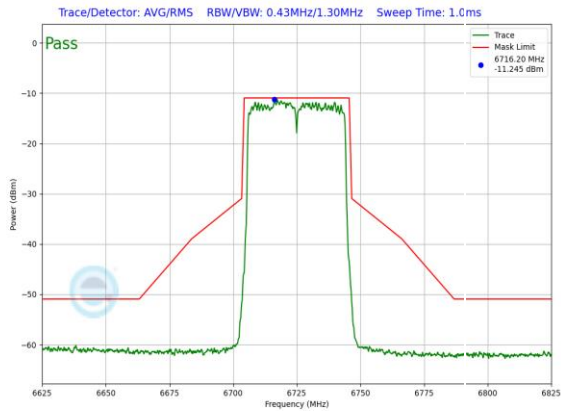


**Plot 7-787. LPI In-Band Emission Plot Antenna 5T (80MHz 802.11ax (UNII Band 6) – Ch. 103, MCS11)**

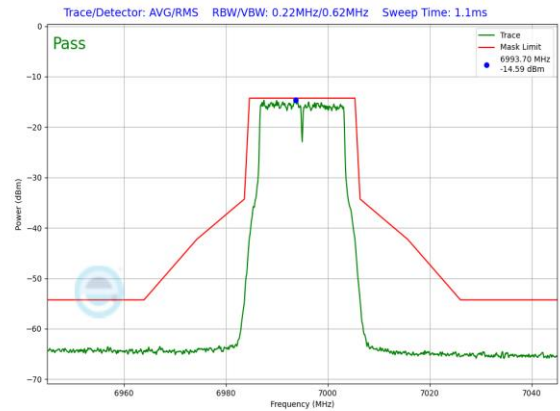


**Plot 7-790. LPI In-Band Emission Plot Antenna 5T (20MHz 802.11ax (UNII Band 7) – Ch. 149, MCS11)**

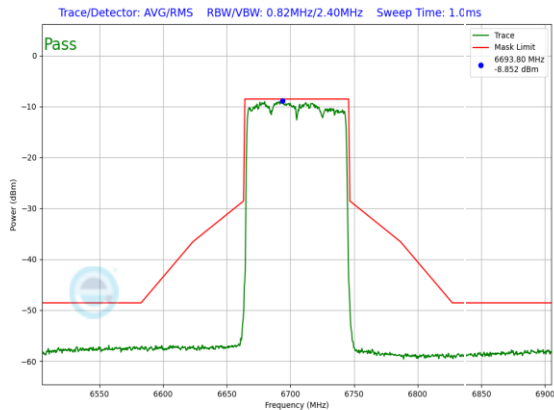
|  |   |                                       |                                   |
|--|---|---------------------------------------|-----------------------------------|
| FCC ID: BCGA2899<br>IC: 579C-A2899         |  | MEASUREMENT REPORT<br>(CERTIFICATION) | Approved by:<br>Technical Manager |
| Test Report S/N:<br>1C2311270066-26-R3.BCG | Test Dates:<br>11/29/2023 - 04/05/24  | EUT Type:<br>Tablet Device            | Page 256 of 567                   |



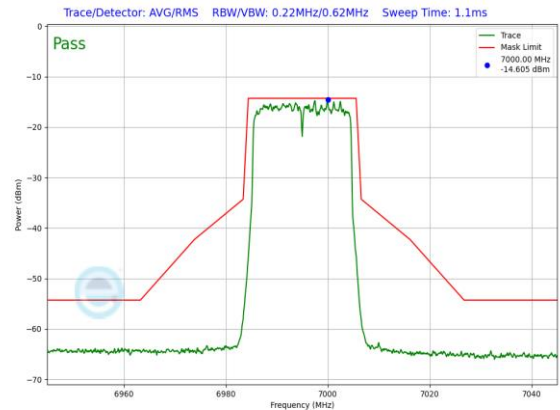
**Plot 7-791. LPI In-Band Emission Plot Antenna 5T (40MHz 802.11ax (UNII Band 7) – Ch. 155, MCS11)**



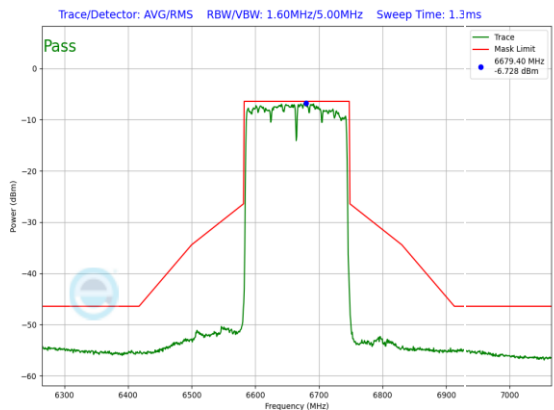
**Plot 7-794. LPI In-Band Emission Plot Antenna 5T (20MHz 802.11a (UNII Band 8) – Ch. 209, 54Mbps)**



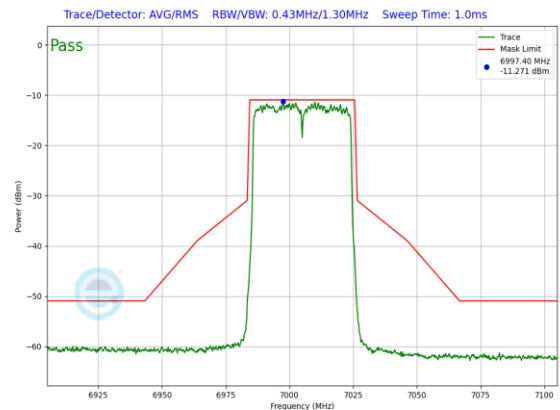
**Plot 7-792. LPI In-Band Emission Plot Antenna 5T (80MHz 802.11ax (UNII Band 7) – Ch. 151, MCS11)**



**Plot 7-795. LPI In-Band Emission Plot Antenna 5T (20MHz 802.11ax (UNII Band 8) – Ch. 209, MCS11)**

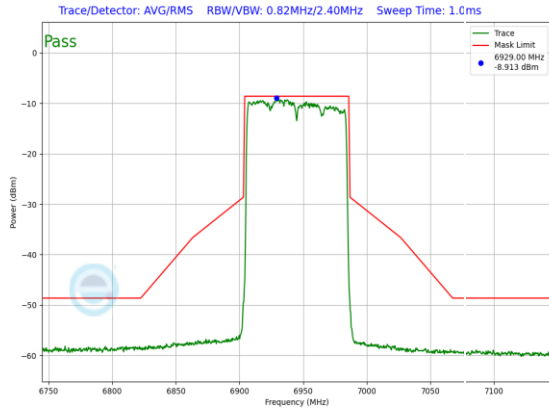


**Plot 7-793. LPI In-Band Emission Plot Antenna 5T (160MHz 802.11ax (UNII Band 7) – Ch. 143, MCS11)**

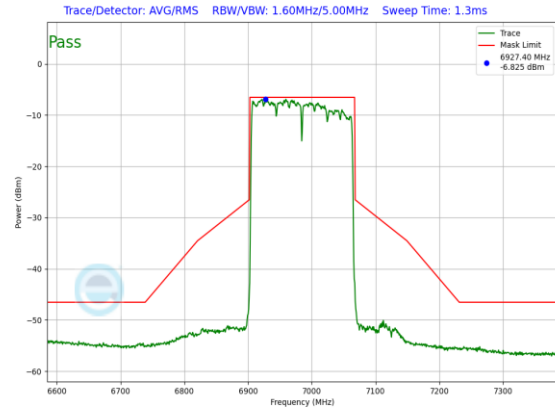


**Plot 7-796. LPI In-Band Emission Plot Antenna 5T (40MHz 802.11ax (UNII Band 8) – Ch. 211, MCS11)**

|  |   |                                       |                                   |
|--|---|---------------------------------------|-----------------------------------|
| FCC ID: BCGA2899<br>IC: 579C-A2899         |  | MEASUREMENT REPORT<br>(CERTIFICATION) | Approved by:<br>Technical Manager |
| Test Report S/N:<br>1C2311270066-26-R3.BCG | Test Dates:<br>11/29/2023 - 04/05/24  | EUT Type:<br>Tablet Device            | Page 257 of 567                   |



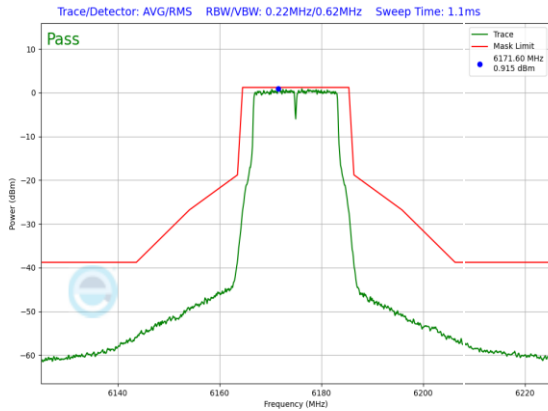
**Plot 7-797. LPI In-Band Emission Plot Antenna 5T (80MHz)  
802.11ax (UNII Band 8) – Ch. 199, MCS11)**



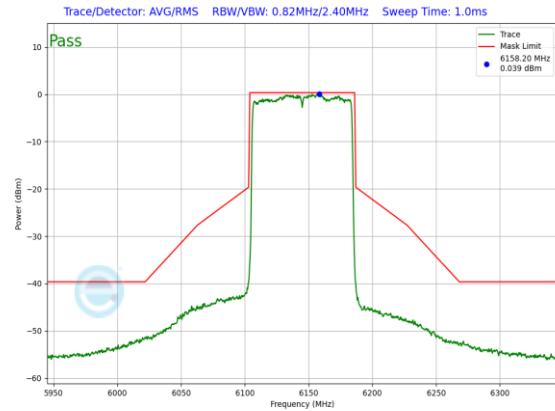
**Plot 7-798. LPI In-Band Emission Plot Antenna 5T (160MHz)  
802.11ax (UNII Band 8) – Ch. 207, MCS11)**

|   |   |                                   |  |
|---|---|-----------------------------------|--|
| <b>FCC ID:</b> BCGA2899<br><b>IC:</b> 579C-A2899  |  <b>MEASUREMENT REPORT<br/>(CERTIFICATION)</b> |                                   | <b>Approved by:</b><br>Technical Manager |
| <b>Test Report S/N:</b><br>1C2311270066-26-R3.BCG | <b>Test Dates:</b><br>11/29/2023 - 04/05/24   | <b>EUT Type:</b><br>Tablet Device | Page 258 of 567                          |

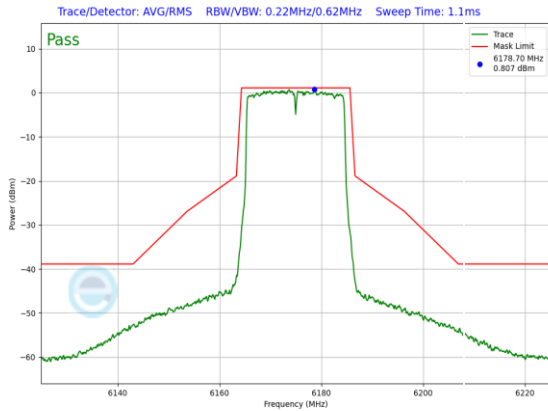
Low Data Rate



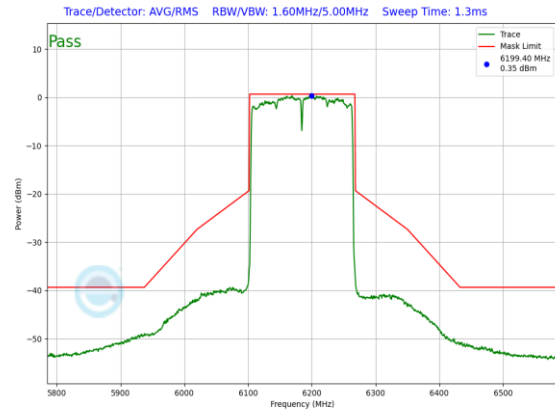
Plot 7-799. SP In-Band Emission Plot Antenna 5T (20MHz 802.11a (UNII Band 5) – Ch. 45, 12Mbps)



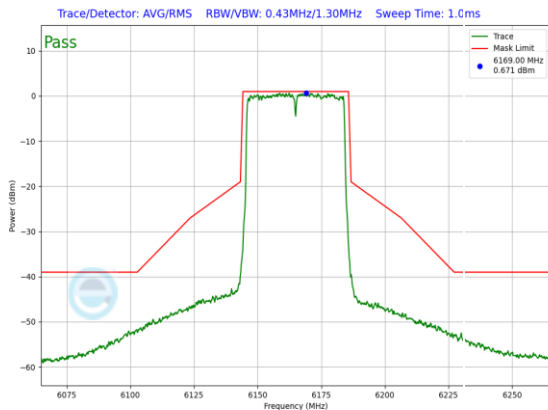
Plot 7-802. SP In-Band Emission Plot Antenna 5T (80MHz 802.11ax (UNII Band 5) – Ch. 39, MCS2)



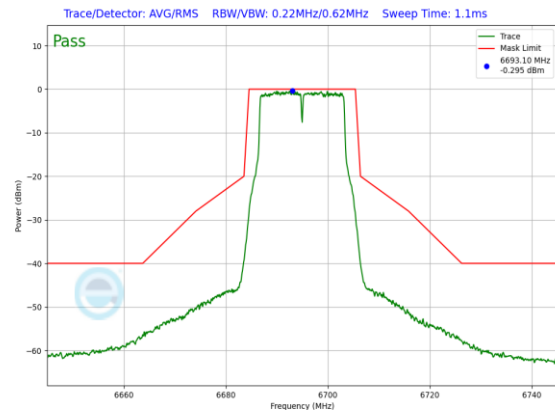
Plot 7-800. SP In-Band Emission Plot Antenna 5T (20MHz 802.11ax (UNII Band 5) – Ch. 45, MCS2)



Plot 7-803. SP In-Band Emission Plot Antenna 5T (160MHz 802.11ax (UNII Band 5) – Ch. 47, MCS2)

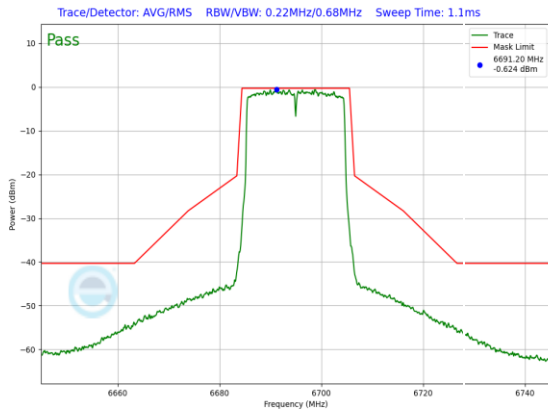


Plot 7-801. SP In-Band Emission Plot Antenna 5T (40MHz 802.11ax (UNII Band 5) – Ch. 43, MCS2)

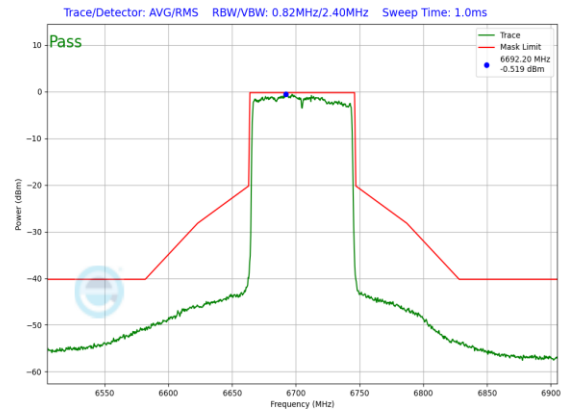


Plot 7-804. SP In-Band Emission Plot Antenna 5T (20MHz 802.11a (UNII Band 7) – Ch. 149, 12Mbps)

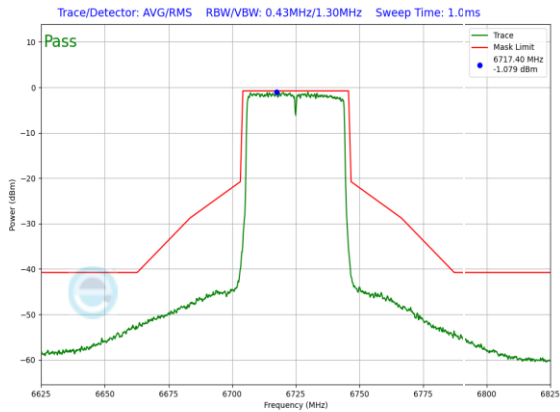
|  |                                      |                                       |                                   |
|--|--------------------------------------|---------------------------------------|-----------------------------------|
| FCC ID: BCGA2899<br>IC: 579C-A2899         |                                      | MEASUREMENT REPORT<br>(CERTIFICATION) | Approved by:<br>Technical Manager |
| Test Report S/N:<br>1C2311270066-26-R3.BCG | Test Dates:<br>11/29/2023 - 04/05/24 | EUT Type:<br>Tablet Device            | Page 259 of 567                   |



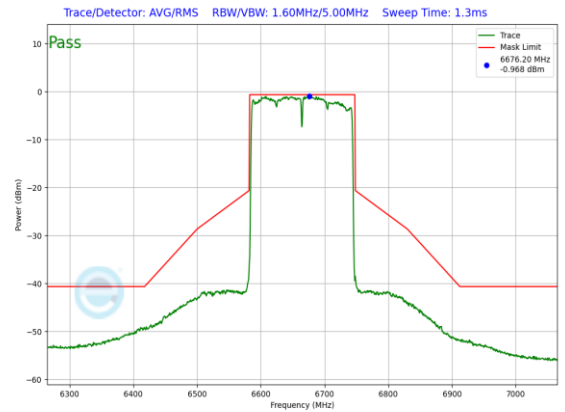
**Plot 7-805. SP In-Band Emission Plot Antenna 5T (20MHz 802.11ax (UNII Band 7) – Ch. 149, MCS2)**



**Plot 7-807. SP In-Band Emission Plot Antenna 5T (80MHz 802.11ax (UNII Band 7) – Ch. 151, MCS2)**



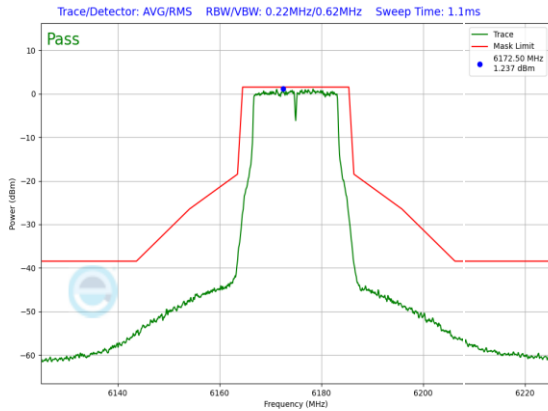
**Plot 7-806. SP In-Band Emission Plot Antenna 5T (40MHz 802.11ax (UNII Band 7) – Ch. 155, MCS2)**



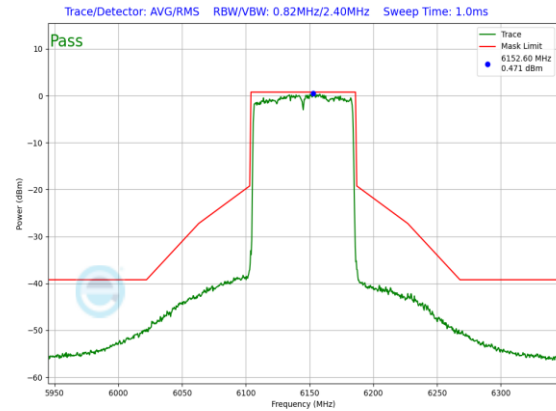
**Plot 7-808. SP In-Band Emission Plot Antenna 5T (160MHz 802.11ax (UNII Band 7) – Ch. 143, MCS2)**

|  |   |                                       |                                   |
|--|---|---------------------------------------|-----------------------------------|
| FCC ID: BCGA2899<br>IC: 579C-A2899         |  | MEASUREMENT REPORT<br>(CERTIFICATION) | Approved by:<br>Technical Manager |
| Test Report S/N:<br>1C2311270066-26-R3.BCG | Test Dates:<br>11/29/2023 - 04/05/24  | EUT Type:<br>Tablet Device            | Page 260 of 567                   |

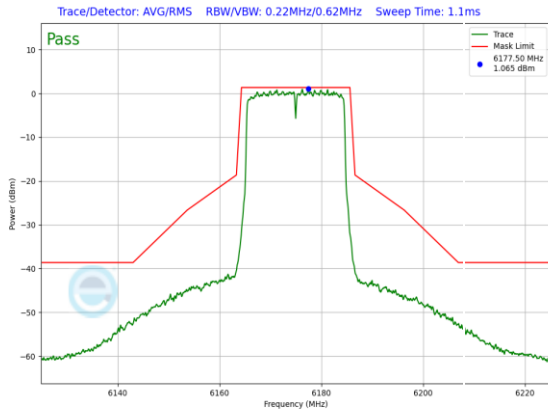
Mid Data Rate



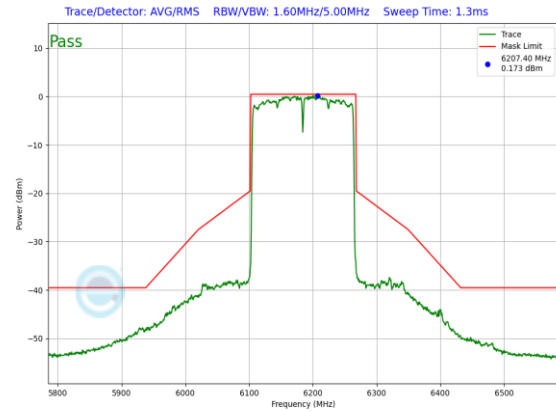
Plot 7-809. SP In-Band Emission Plot Antenna 5T (20MHz 802.11a (UNII Band 5) – Ch. 45, 24Mbps)



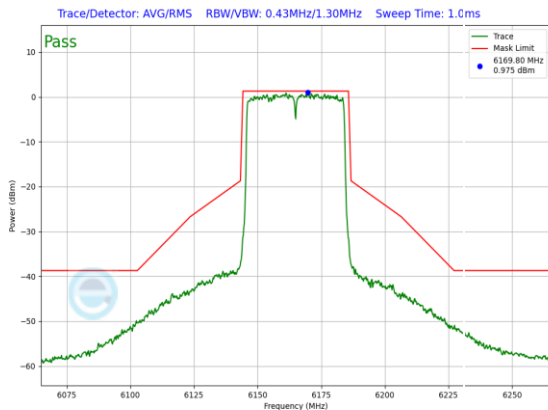
Plot 7-812. SP In-Band Emission Plot Antenna 5T (80MHz 802.11ax (UNII Band 5) – Ch. 39, MCS4)



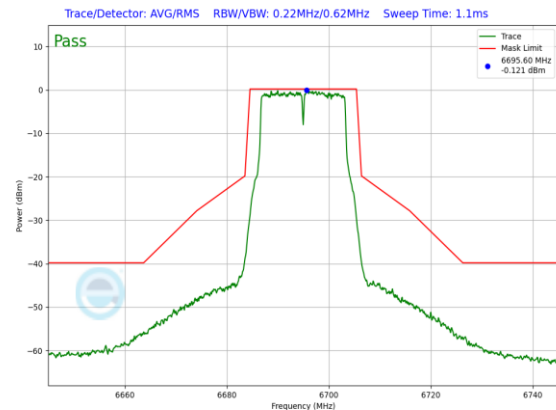
Plot 7-810. SP In-Band Emission Plot Antenna 5T (20MHz 802.11ax (UNII Band 5) – Ch. 45, MCS4)



Plot 7-813. SP In-Band Emission Plot Antenna 5T (160MHz 802.11ax (UNII Band 5) – Ch. 47, MCS4)

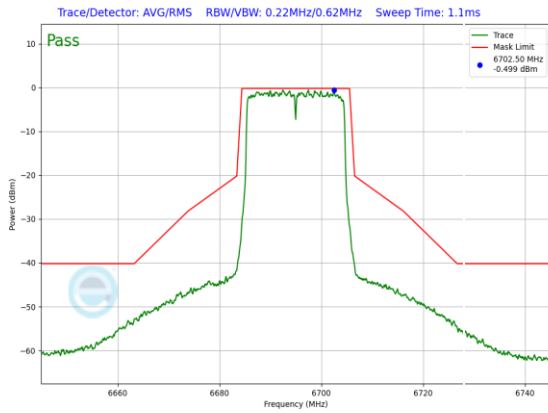


Plot 7-811. SP In-Band Emission Plot Antenna 5T (40MHz 802.11ax (UNII Band 5) – Ch. 43, MCS4)

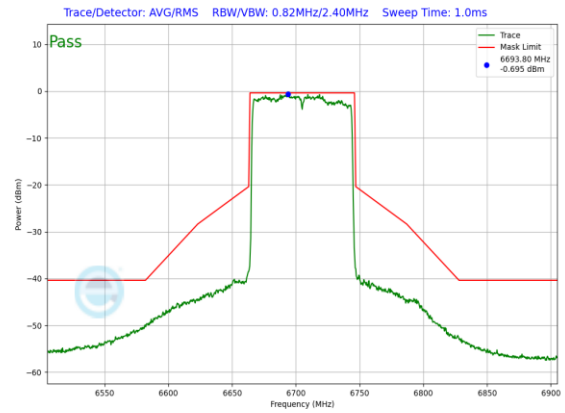


Plot 7-814. SP In-Band Emission Plot Antenna 5T (20MHz 802.11a (UNII Band 7) – Ch. 149, 24Mbps)

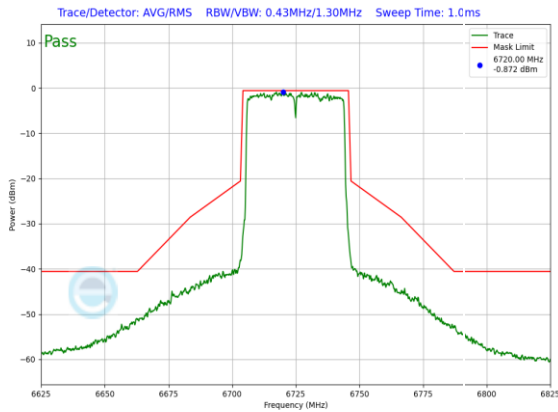
|  |                                      |                                       |                                   |
|--|--------------------------------------|---------------------------------------|-----------------------------------|
| FCC ID: BCGA2899<br>IC: 579C-A2899         |                                      | MEASUREMENT REPORT<br>(CERTIFICATION) | Approved by:<br>Technical Manager |
| Test Report S/N:<br>1C2311270066-26-R3.BCG | Test Dates:<br>11/29/2023 - 04/05/24 | EUT Type:<br>Tablet Device            | Page 261 of 567                   |



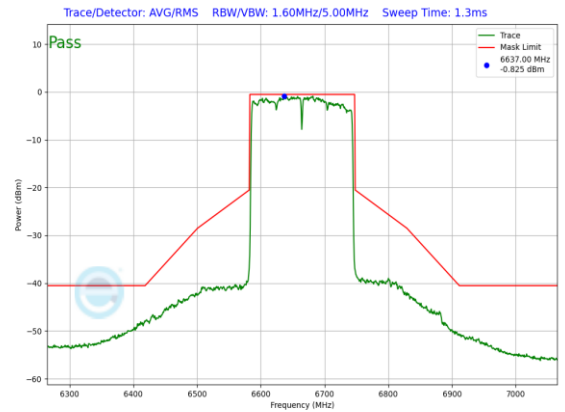
**Plot 7-815. SP In-Band Emission Plot Antenna 5T (20MHz 802.11ax (UNII Band 7) – Ch. 149, MCS4)**



**Plot 7-817. SP In-Band Emission Plot Antenna 5T (80MHz 802.11ax (UNII Band 7) – Ch. 151, MCS4)**



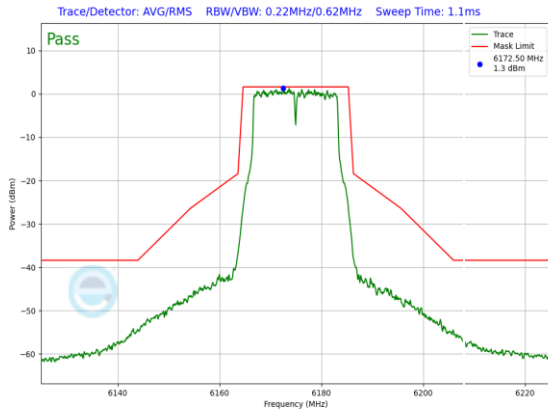
**Plot 7-816. SP In-Band Emission Plot Antenna 5T (40MHz 802.11ax (UNII Band 7) – Ch. 155, MCS4)**



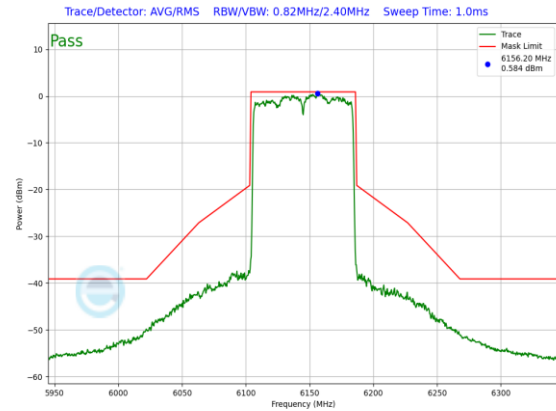
**Plot 7-818. SP In-Band Emission Plot Antenna 5T (160MHz 802.11ax (UNII Band 7) – Ch. 143, MCS4)**

|   |   |  |  |
|---|---|--|--|
| <p>FCC ID: BCGA2899<br/>IC: 579C-A2899</p>                |  | <p><b>MEASUREMENT REPORT<br/>(CERTIFICATION)</b></p> | <p><b>Approved by:</b><br/>Technical Manager</p> |
| <p><b>Test Report S/N:</b><br/>1C2311270066-26-R3.BCG</p> | <p><b>Test Dates:</b><br/>11/29/2023 - 04/05/24</p>                                 | <p><b>EUT Type:</b><br/>Tablet Device</p>            | <p>Page 262 of 567</p>                           |

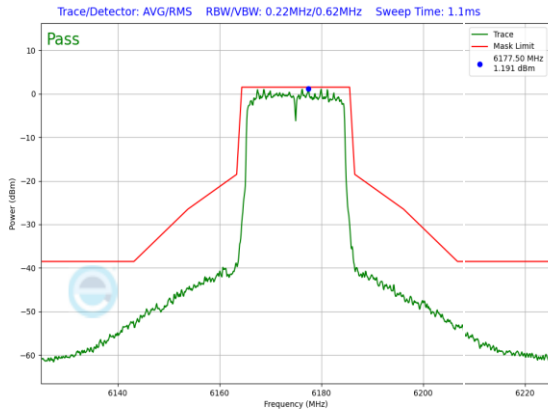
### High Data Rate



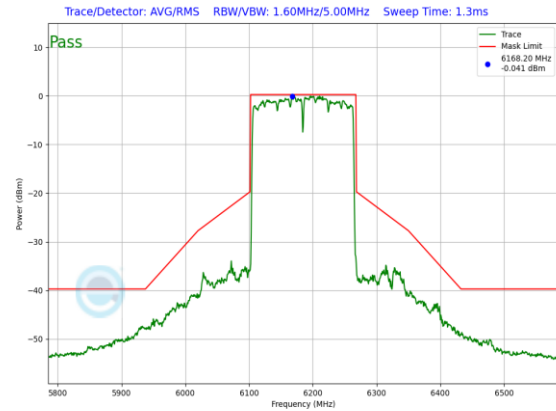
**Plot 7-819. SP In-Band Emission Plot Antenna 5T (20MHz 802.11a (UNII Band 5) – Ch. 45, 54Mbps)**



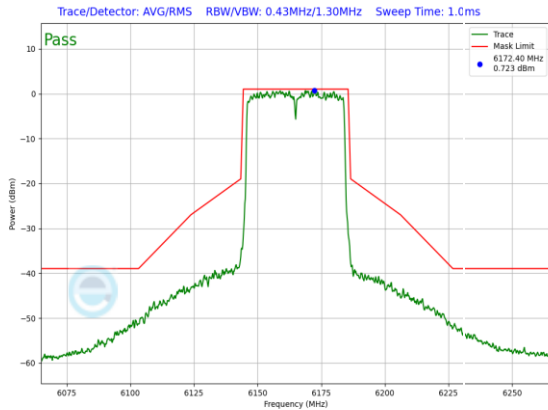
**Plot 7-822. SP In-Band Emission Plot Antenna 5T (80MHz 802.11ax (UNII Band 5) – Ch. 39, MCS11)**



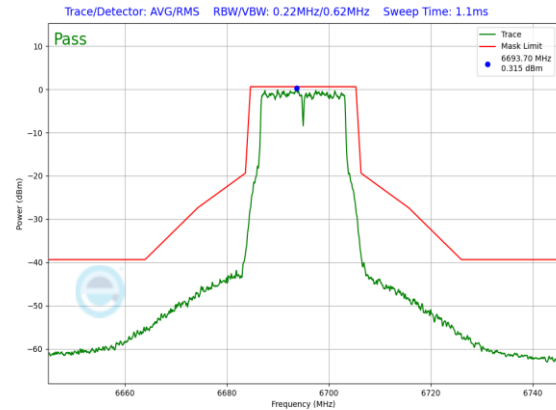
**Plot 7-820. SP In-Band Emission Plot Antenna 5T (20MHz 802.11ax (UNII Band 5) – Ch. 45, MCS11)**



**Plot 7-823. SP In-Band Emission Plot Antenna 5T (160MHz 802.11ax (UNII Band 5) – Ch. 47, MCS11)**



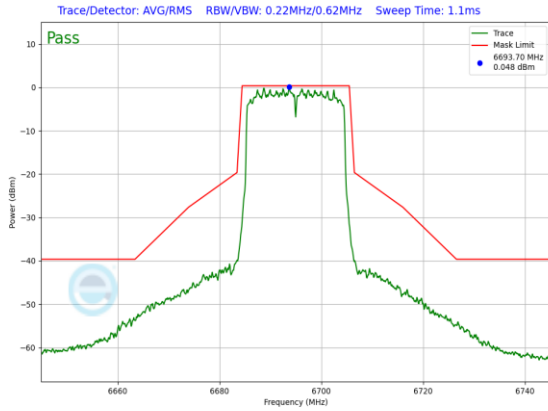
**Plot 7-821. SP In-Band Emission Plot Antenna 5T (40MHz 802.11ax (UNII Band 5) – Ch. 43, MCS11)**



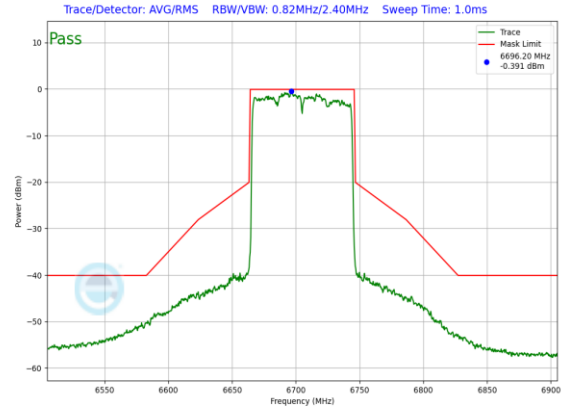
**Plot 7-824. SP In-Band Emission Plot Antenna 5T (20MHz 802.11a (UNII Band 7) – Ch. 149, 54Mbps)**

|  |   |   |                                   |
|--|---|---|-----------------------------------|
| FCC ID: BCGA2899<br>IC: 579C-A2899         |  | <b>MEASUREMENT REPORT<br/>(CERTIFICATION)</b> | Approved by:<br>Technical Manager |
| Test Report S/N:<br>1C2311270066-26-R3.BCG | Test Dates:<br>11/29/2023 - 04/05/24  | EUT Type:<br>Tablet Device                    | Page 263 of 567                   |

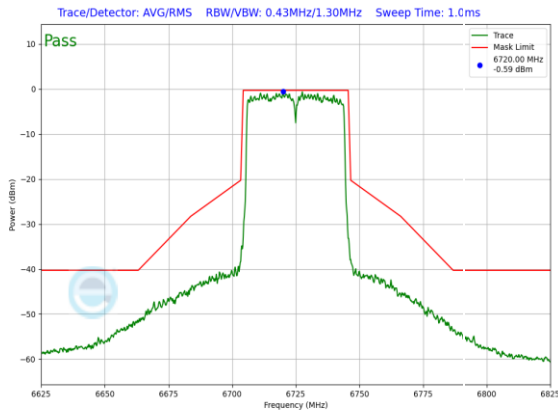




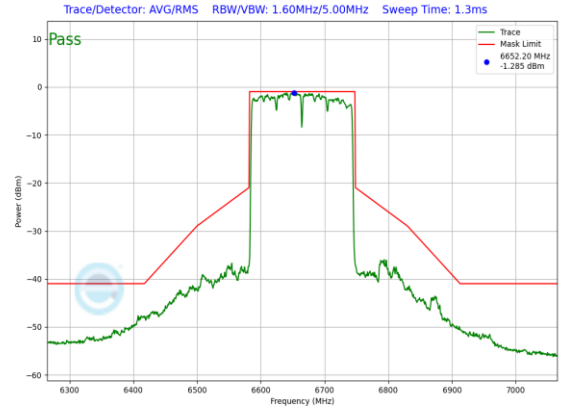
**Plot 7-825. SP In-Band Emission Plot Antenna 5T (20MHz 802.11ax (UNII Band 7) – Ch. 149, MCS11)**



**Plot 7-827. SP In-Band Emission Plot Antenna 5T (80MHz 802.11ax (UNII Band 7) – Ch. 151, MCS11)**



**Plot 7-826. SP In-Band Emission Plot Antenna 5T (40MHz 802.11ax (UNII Band 7) – Ch. 155, MCS11)**

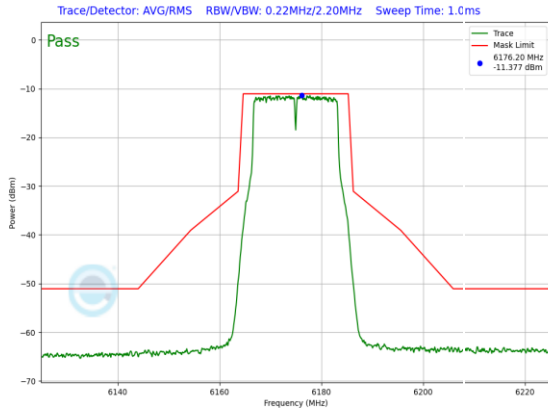


**Plot 7-828. SP In-Band Emission Plot Antenna 5T (160MHz 802.11ax (UNII Band 7) – Ch. 143, MCS11)**

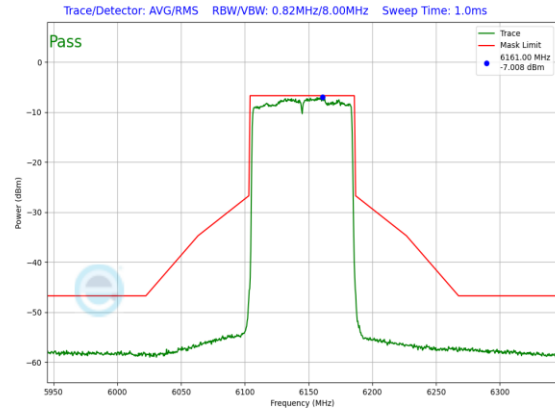
|   |   |   |  |
|---|---|---|--|
| FCC ID: BCGA2899<br>IC: 579C-A2899                |  | <b>MEASUREMENT REPORT<br/>(CERTIFICATION)</b> | <b>Approved by:</b><br>Technical Manager |
| <b>Test Report S/N:</b><br>1C2311270066-26-R3.BCG | <b>Test Dates:</b><br>11/29/2023 - 04/05/24   | <b>EUT Type:</b><br>Tablet Device             | Page 264 of 567                          |

## 7.5.2 Antenna 3b In-Band Emission Measurements

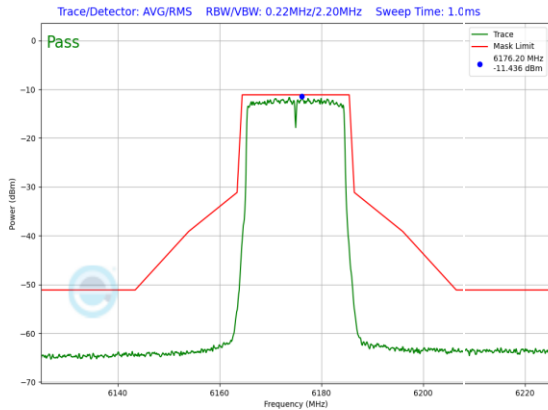
### Low Data Rate



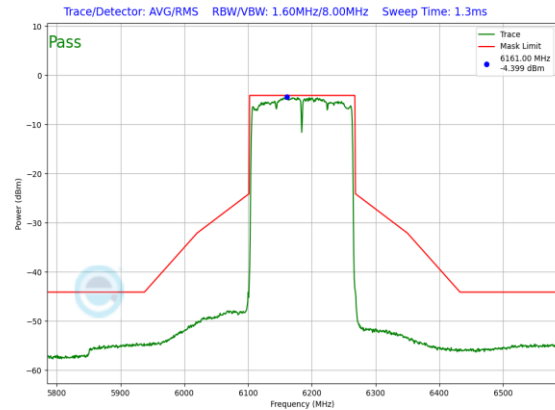
Plot 7-829. LPI In-Band Emission Plot Antenna 3b (20MHz 802.11a (UNII Band 5) – Ch. 45, 12Mbps)



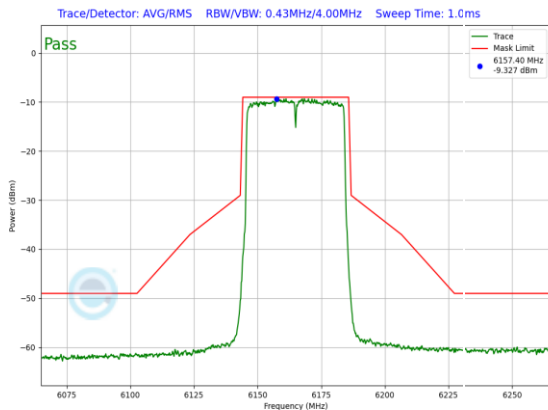
Plot 7-832. LPI In-Band Emission Plot Antenna 3b (80MHz 802.11ax (UNII Band 5) – Ch. 39, MCS2)



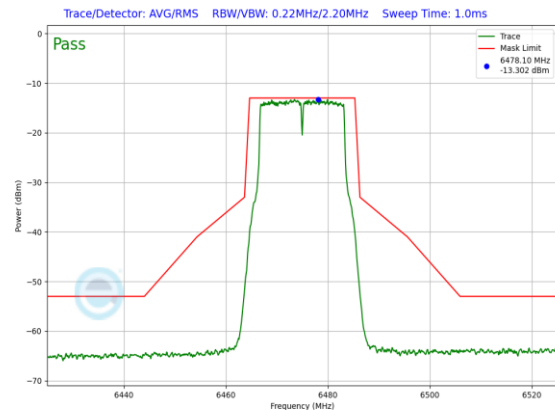
Plot 7-830. LPI In-Band Emission Plot Antenna 3b (20MHz 802.11ax (UNII Band 5) – Ch. 45, MCS2)



Plot 7-833. LPI In-Band Emission Plot Antenna 3b (160MHz 802.11ax (UNII Band 5) – Ch. 47, MCS2)

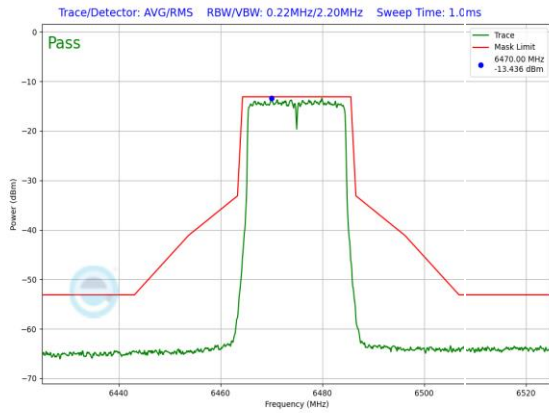


Plot 7-831. LPI In-Band Emission Plot Antenna 3b (40MHz 802.11ax (UNII Band 5) – Ch. 43, MCS2)

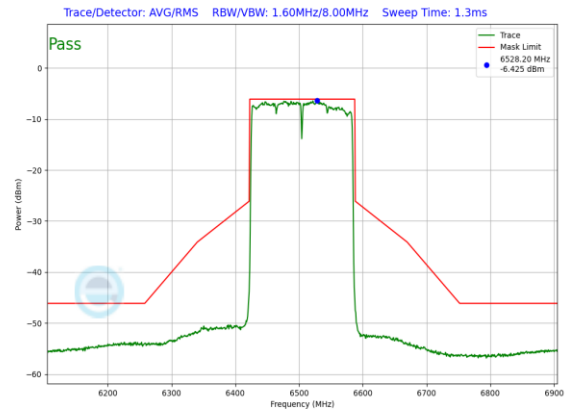


Plot 7-834. LPI In-Band Emission Plot Antenna 3b (20MHz 802.11a (UNII Band 6) – Ch. 105, 12Mbps)

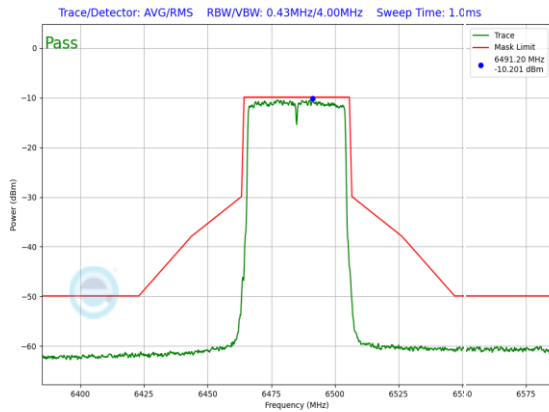
|  |   |                                       |                                   |
|--|---|---------------------------------------|-----------------------------------|
| FCC ID: BCGA2899<br>IC: 579C-A2899         |  | MEASUREMENT REPORT<br>(CERTIFICATION) | Approved by:<br>Technical Manager |
| Test Report S/N:<br>1C2311270066-26-R3.BCG | Test Dates:<br>11/29/2023 - 04/05/24  | EUT Type:<br>Tablet Device            | Page 265 of 567                   |



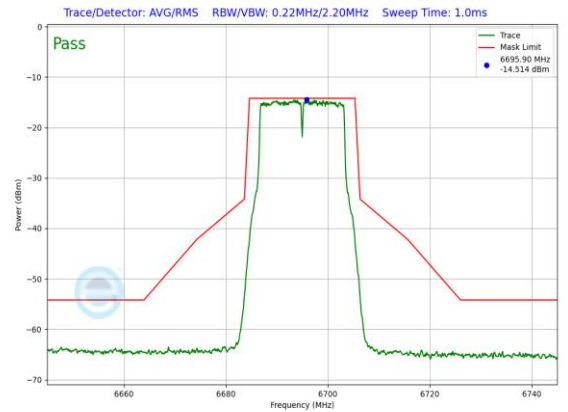
**Plot 7-835. LPI In-Band Emission Plot Antenna 3b (20MHz 802.11ax (UNII Band 6) – Ch. 105, MCS2)**



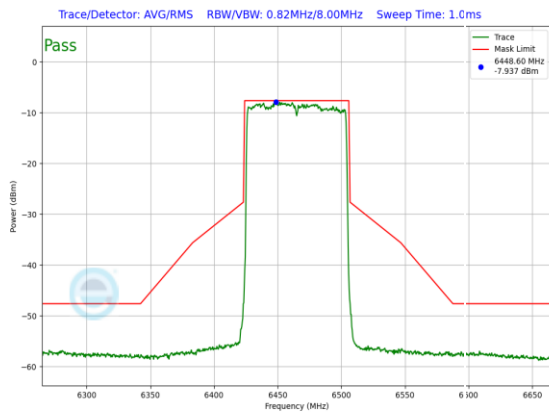
**Plot 7-838. LPI In-Band Emission Plot Antenna 3b (160MHz 802.11ax (UNII Band 6) – Ch. 111, MCS2)**



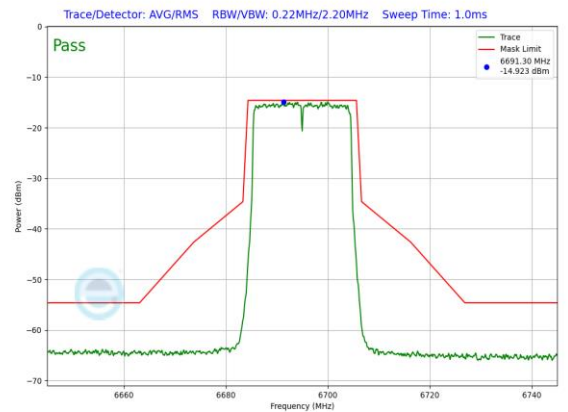
**Plot 7-836. LPI In-Band Emission Plot Antenna 3b (40MHz 802.11ax (UNII Band 6) – Ch. 107, MCS2)**



**Plot 7-839. LPI In-Band Emission Plot Antenna 3b (20MHz 802.11a (UNII Band 7) – Ch. 149, 12Mbps)**



**Plot 7-837. LPI In-Band Emission Plot Antenna 3b (80MHz 802.11ax (UNII Band 6) – Ch. 103, MCS2)**



**Plot 7-840. LPI In-Band Emission Plot Antenna 3b (20MHz 802.11ax (UNII Band 7) – Ch. 149, MCS2)**

|  |   |                                       |                                   |
|--|---|---------------------------------------|-----------------------------------|
| FCC ID: BCGA2899<br>IC: 579C-A2899         |  | MEASUREMENT REPORT<br>(CERTIFICATION) | Approved by:<br>Technical Manager |
| Test Report S/N:<br>1C2311270066-26-R3.BCG | Test Dates:<br>11/29/2023 - 04/05/24  | EUT Type:<br>Tablet Device            | Page 266 of 567                   |