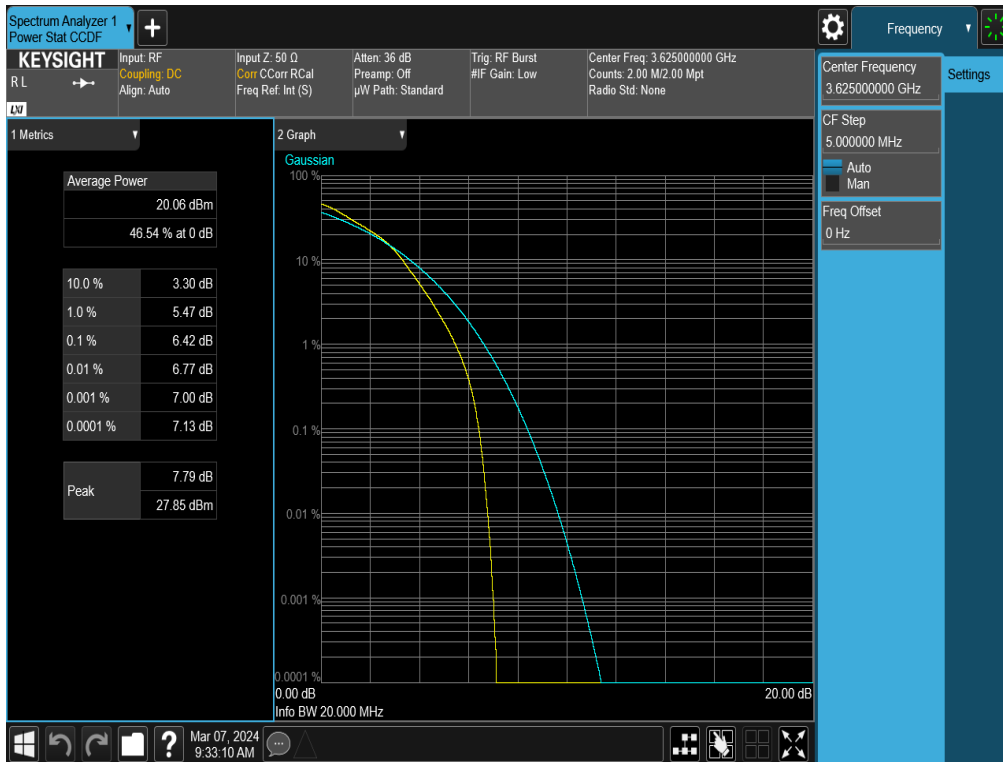
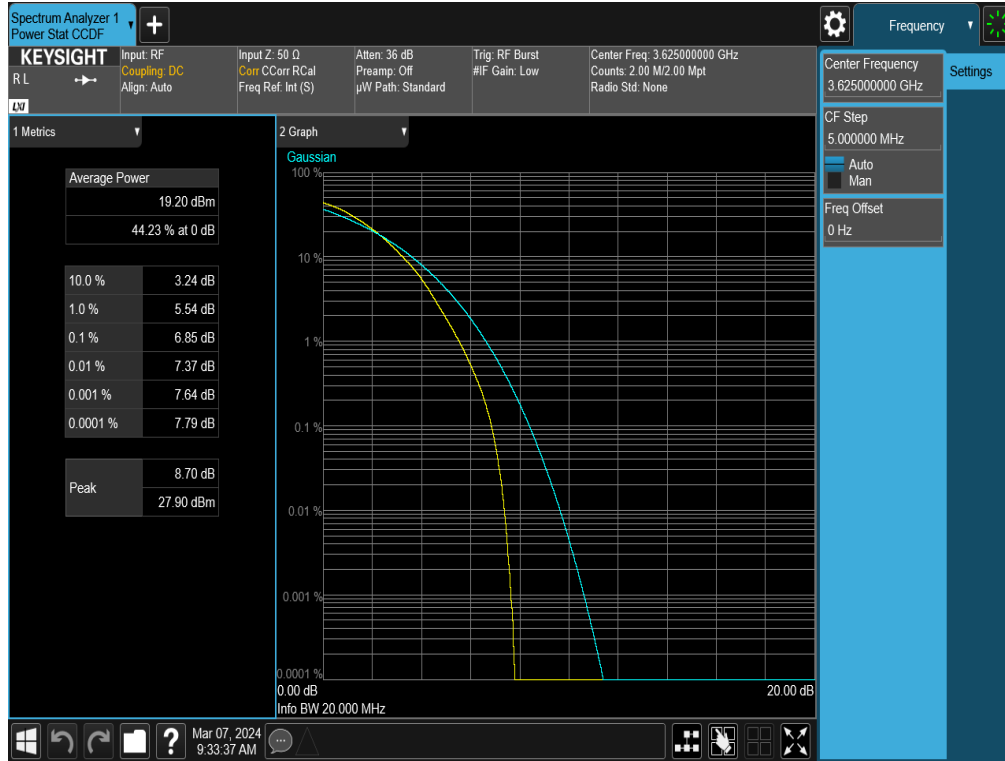


Plot 7-327. PAR Plot (LTE Band 48 - 20MHz QPSK – Full RB)

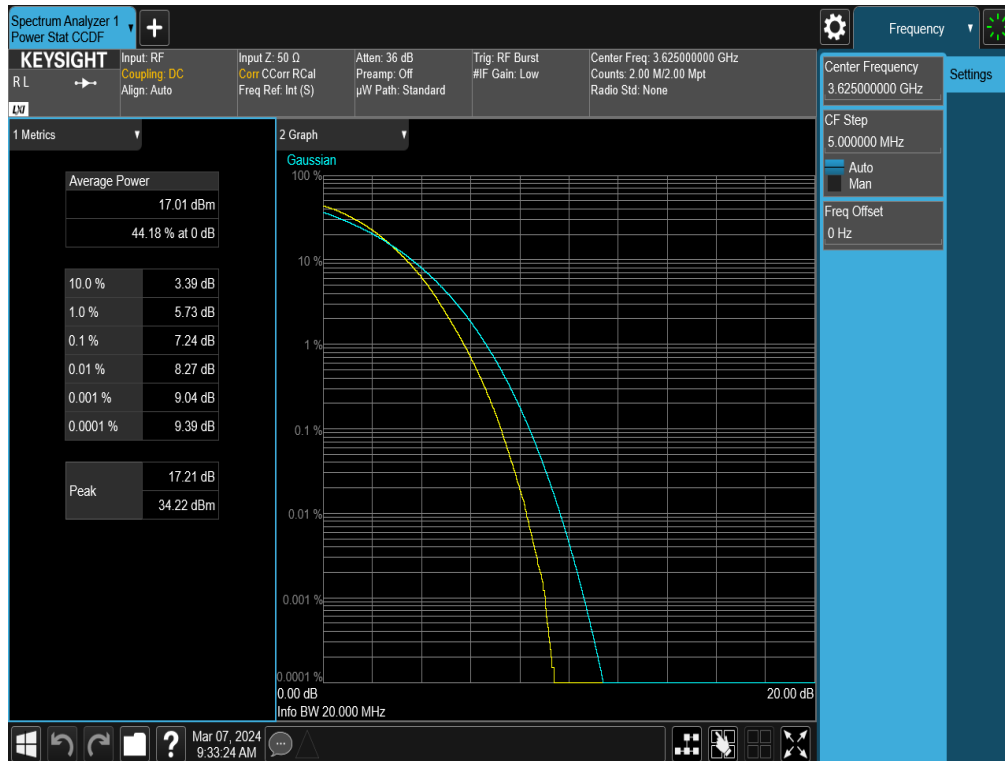


Plot 7-328. PAR Plot (LTE Band 48 - 20MHz 16-QAM – Full RB)


FCC ID: BCGA2899	PART 96 MEASUREMENT REPORT	Approved by: Technical Manager
Test Report S/N: 1C23311270066-15-R1.BCG	Test Dates: 10/01/2023-03/20/2024	EUT Type: Tablet Device
		Page 183 of 237



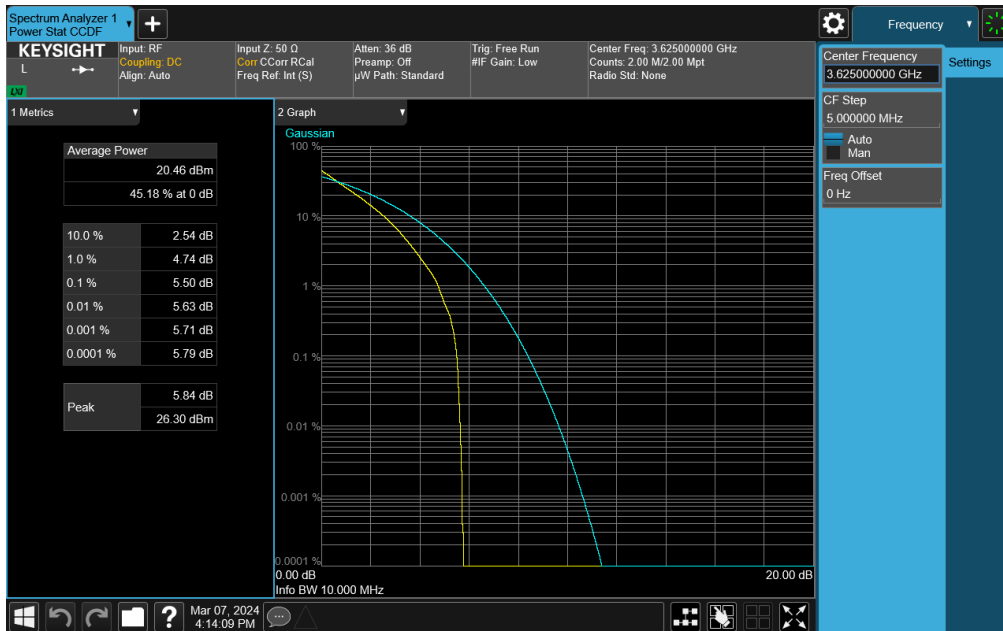
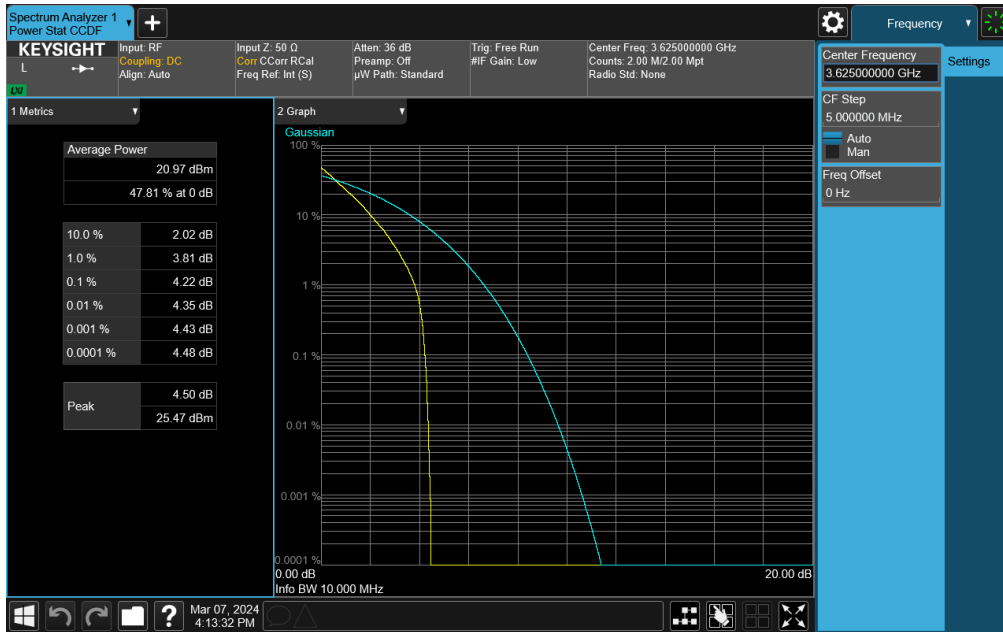
Plot 7-329. PAR Plot (LTE Band 48 - 20MHz 64-QAM – Full RB)



Plot 7-330. PAR Plot (LTE Band 48 - 20MHz 256-QAM – Full RB)

FCC ID: BCGA2899	 PART 96 MEASUREMENT REPORT	Approved by: Technical Manager
Test Report S/N: 1C23311270066-15-R1.BCG	Test Dates: 10/01/2023-03/20/2024	EUT Type: Tablet Device
		Page 184 of 237

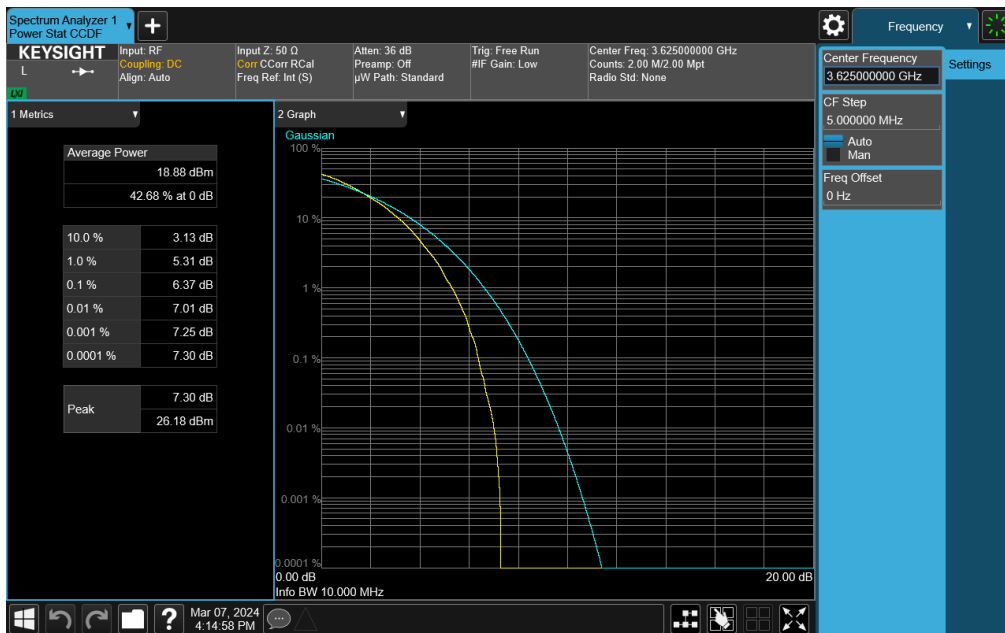
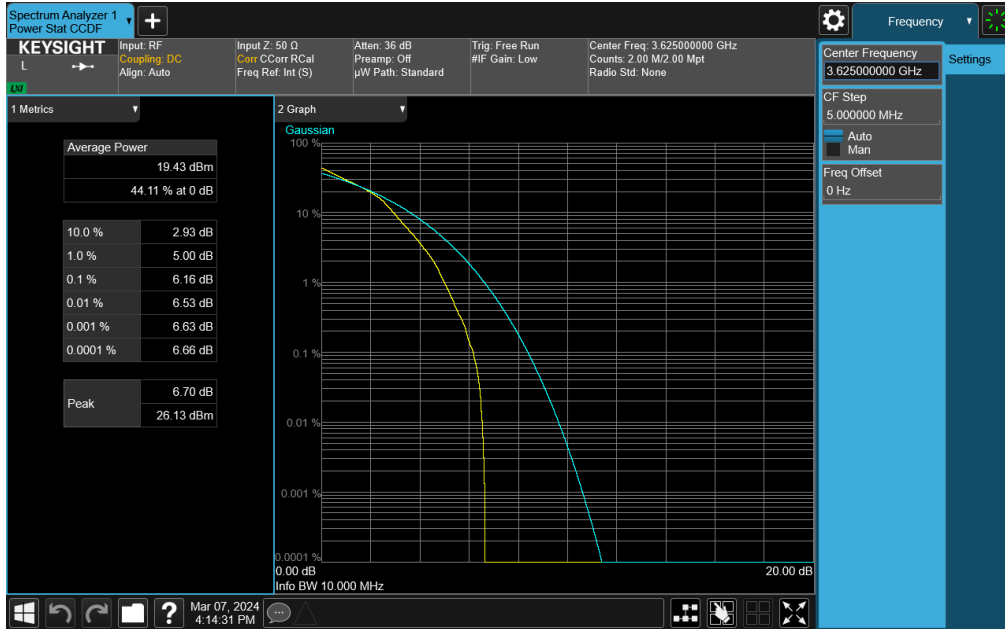
NR Band n48




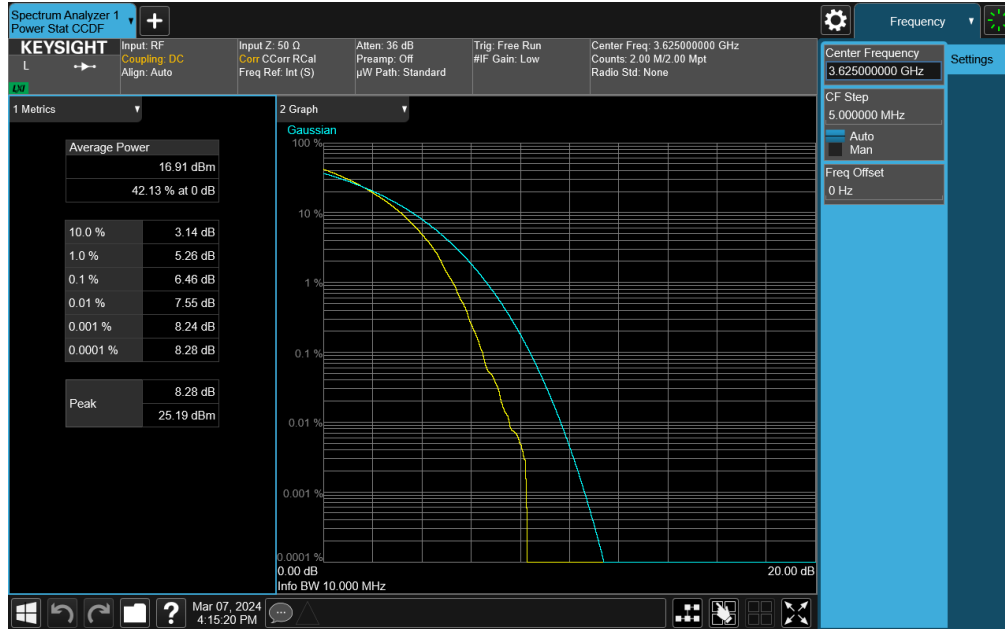
FCC ID: BCGA2899	PART 96 MEASUREMENT REPORT	Approved by: Technical Manager
Test Report S/N: 1C23311270066-15-R1.BCG	Test Dates: 10/01/2023-03/20/2024	EUT Type: Tablet Device
		Page 185 of 237

V2.2 09/07/2023

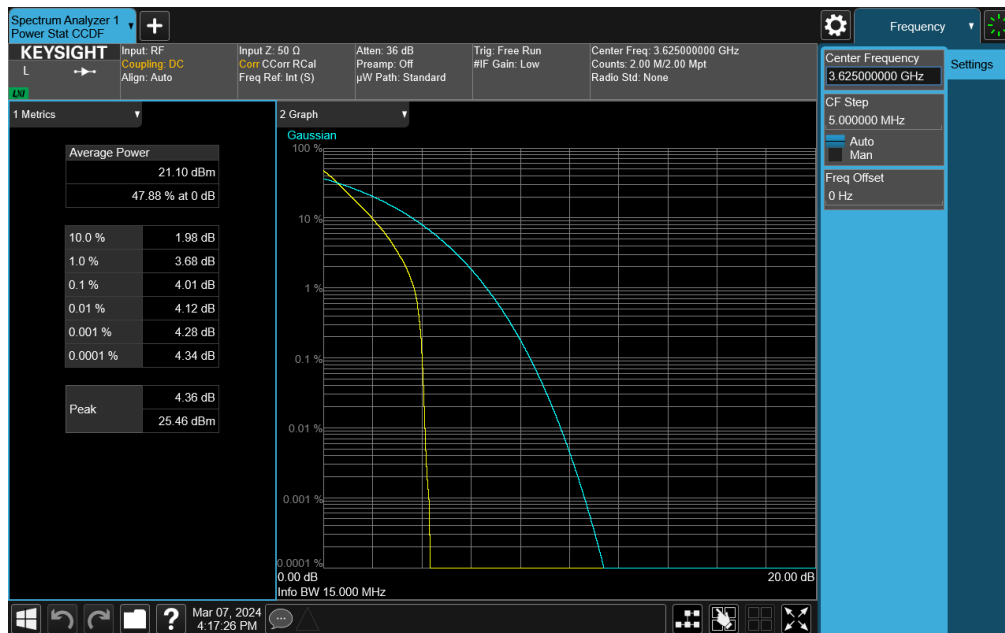
Unless otherwise specified, no part of this report may be reproduced or utilized in any part, form or by any means, electronic or mechanical, including photocopying and microfilm, without permission in writing from Element Materials Technology. If you have any questions about this or have an enquiry about obtaining additional rights to this report or assembly of contents thereof, please contact ct.info@element.com.




FCC ID: BCGA2899	 PART 96 MEASUREMENT REPORT	Approved by: Technical Manager
Test Report S/N: 1C23311270066-15-R1.BCG	Test Dates: 10/01/2023-03/20/2024	EUT Type: Tablet Device
		Page 186 of 237

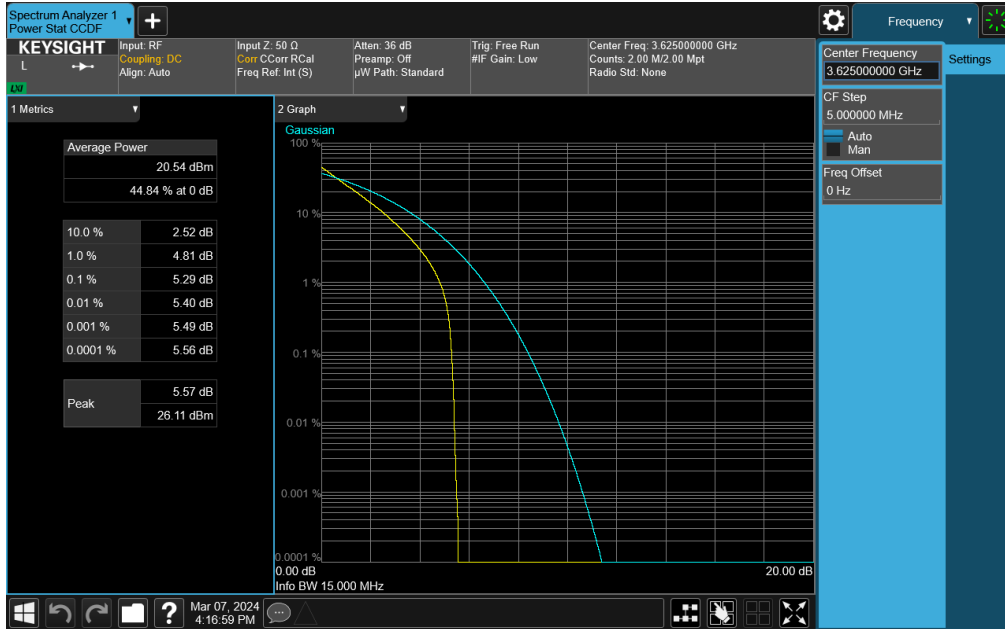


Plot 7-335. PAR Plot (NR Band n48 - 10MHz DFT-s-OFDM 256-QAM)

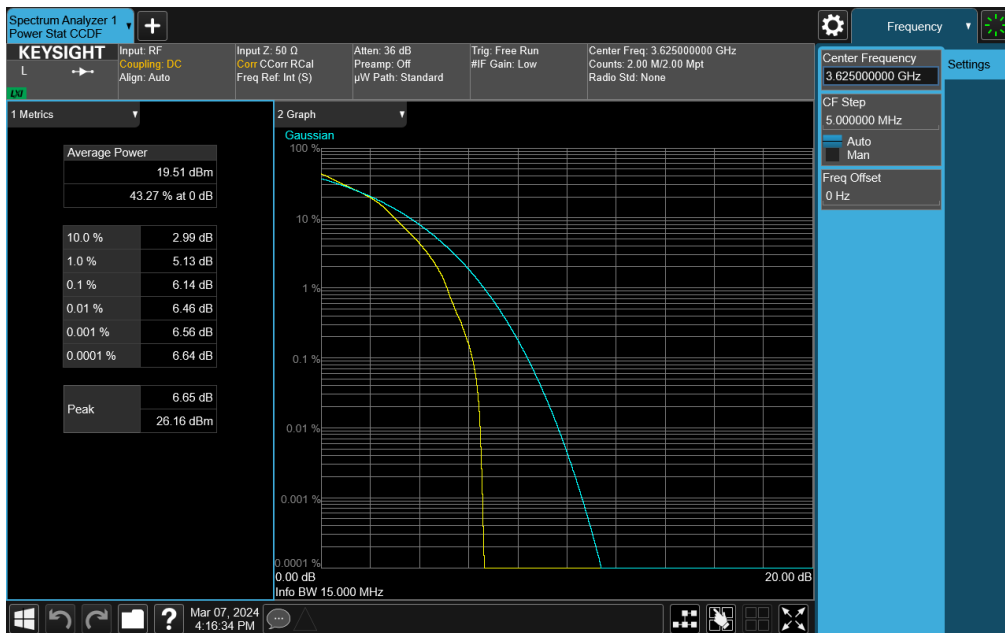


Plot 7-336. PAR Plot (NR Band n48 - 15MHz DFT-s-OFDM $\pi/2$ BPSK)

FCC ID: BCGA2899	 PART 96 MEASUREMENT REPORT	Approved by: Technical Manager
Test Report S/N: 1C23311270066-15-R1.BCG	Test Dates: 10/01/2023-03/20/2024	EUT Type: Tablet Device
		Page 187 of 237

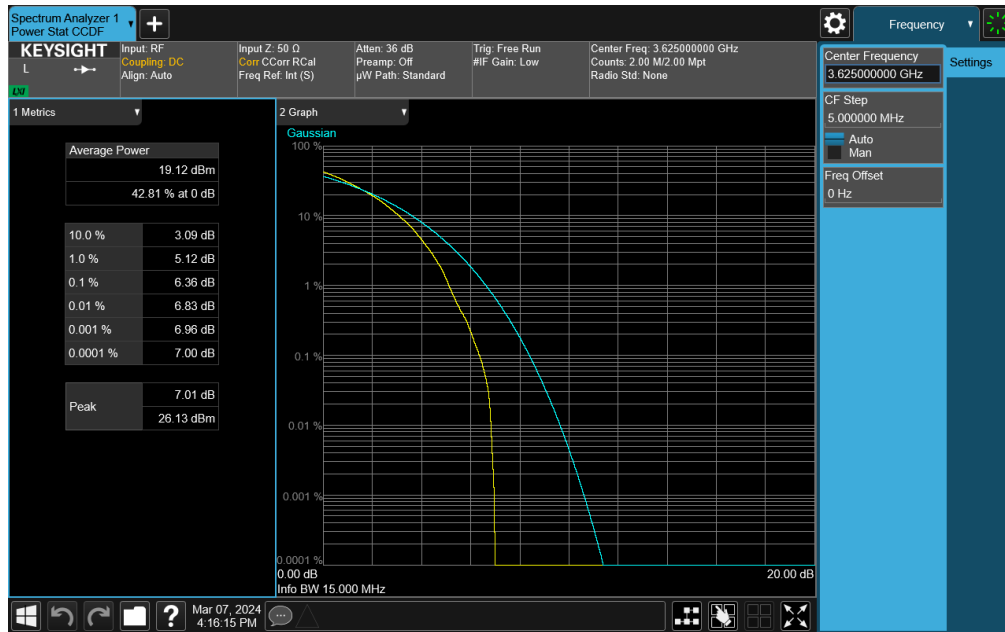


Plot 7-337. PAR Plot (NR Band n48 - 15MHz DFT-s-OFDM QPSK)

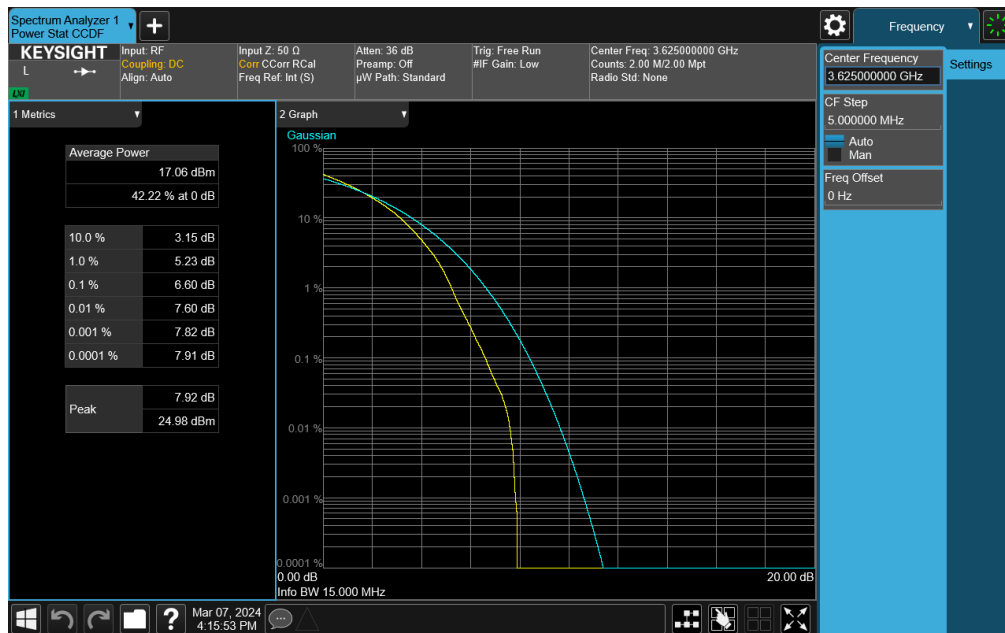


Plot 7-338. PAR Plot (NR Band n48 - 15MHz DFT-s-OFDM 16-QAM)


FCC ID: BCGA2899	PART 96 MEASUREMENT REPORT	Approved by: Technical Manager
Test Report S/N: 1C23311270066-15-R1.BCG	Test Dates: 10/01/2023-03/20/2024	EUT Type: Tablet Device
		Page 188 of 237

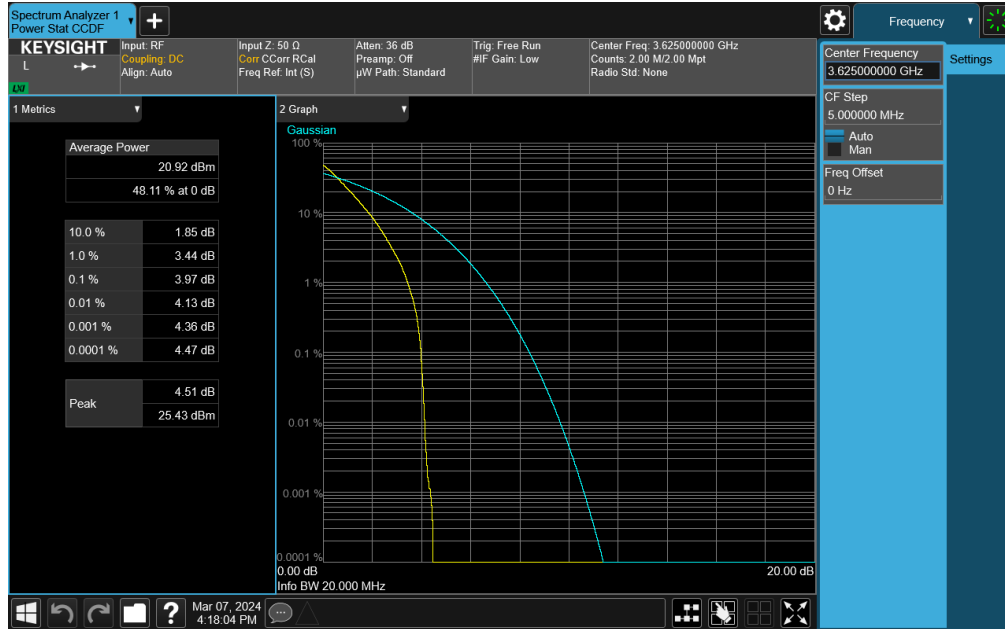


Plot 7-339. PAR Plot (NR Band n48 - 15MHz DFT-s-OFDM 64-QAM)

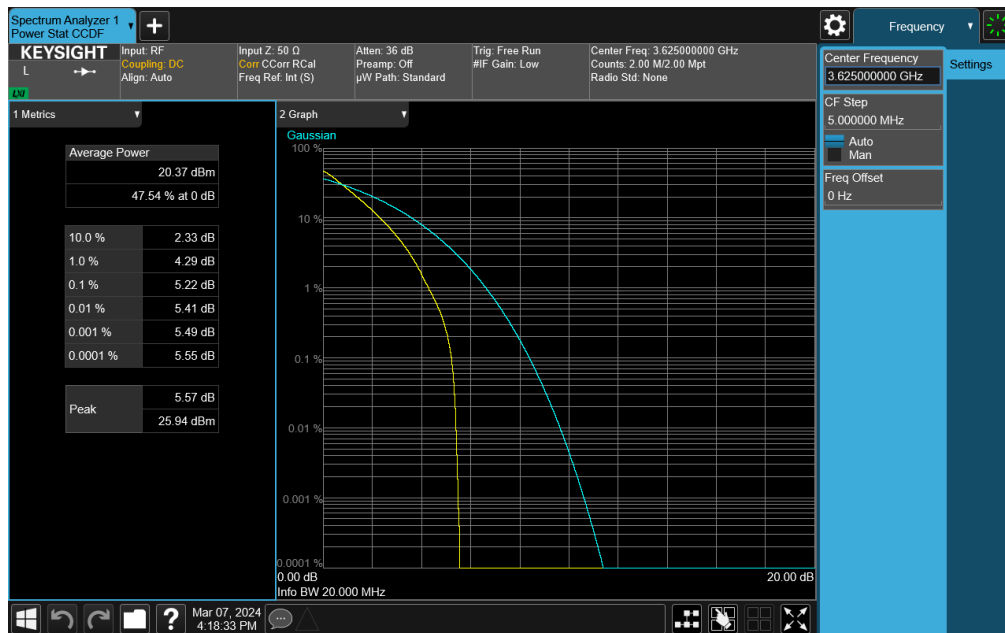


Plot 7-340. PAR Plot (NR Band n48 - 15MHz DFT-s-OFDM 256-QAM)


FCC ID: BCGA2899	 PART 96 MEASUREMENT REPORT	Approved by: Technical Manager
Test Report S/N: 1C23311270066-15-R1.BCG	Test Dates: 10/01/2023-03/20/2024	EUT Type: Tablet Device
		Page 189 of 237

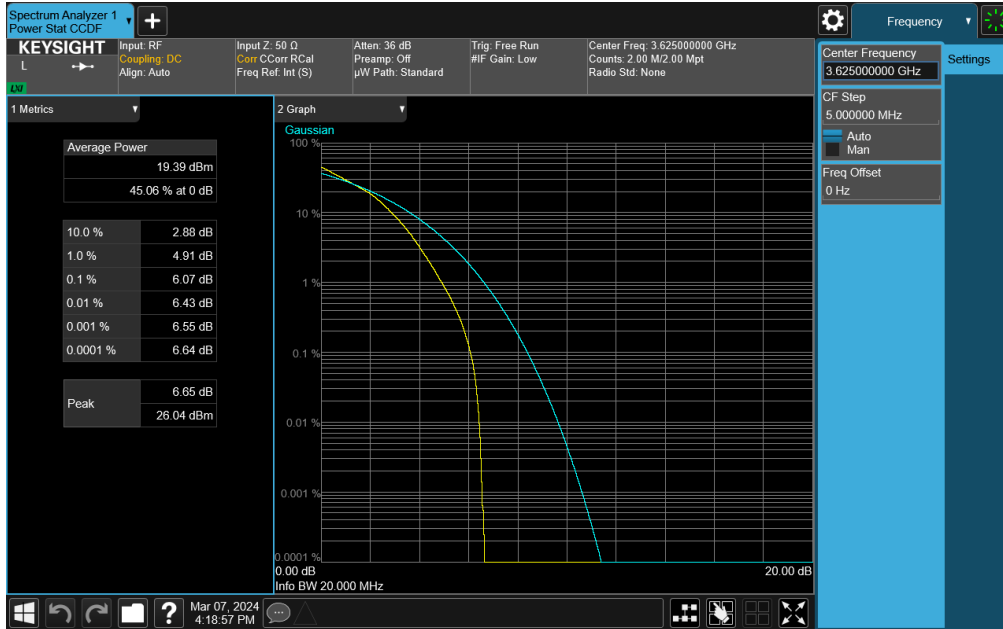


Plot 7-341. PAR Plot (NR Band n48 - 20MHz DFT-s-OFDM $\pi/2$ BPSK)

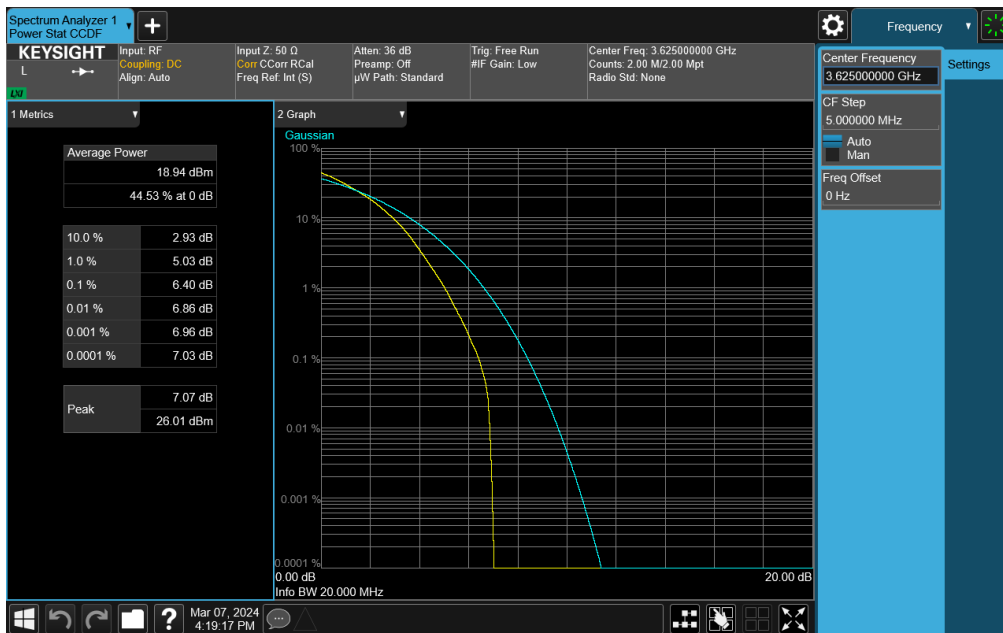


Plot 7-342. PAR Plot (NR Band n48 - 20MHz DFT-s-OFDM QPSK)


FCC ID: BCGA2899	 PART 96 MEASUREMENT REPORT	Approved by: Technical Manager
Test Report S/N: 1C23311270066-15-R1.BCG	Test Dates: 10/01/2023-03/20/2024	EUT Type: Tablet Device
		Page 190 of 237

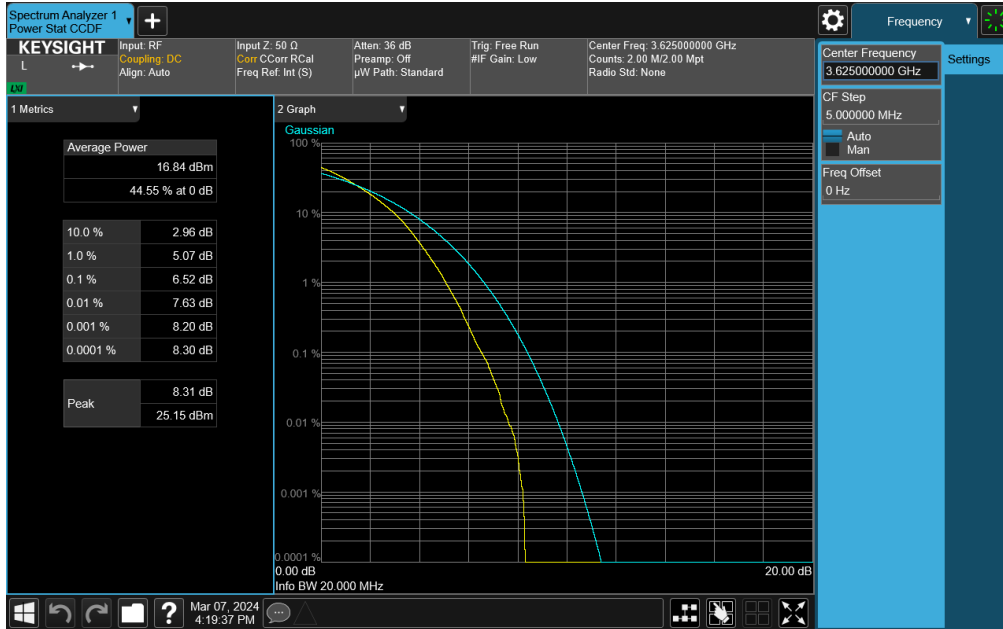


Plot 7-343. PAR Plot (NR Band n48 - 20MHz DFT-s-OFDM 16-QAM)

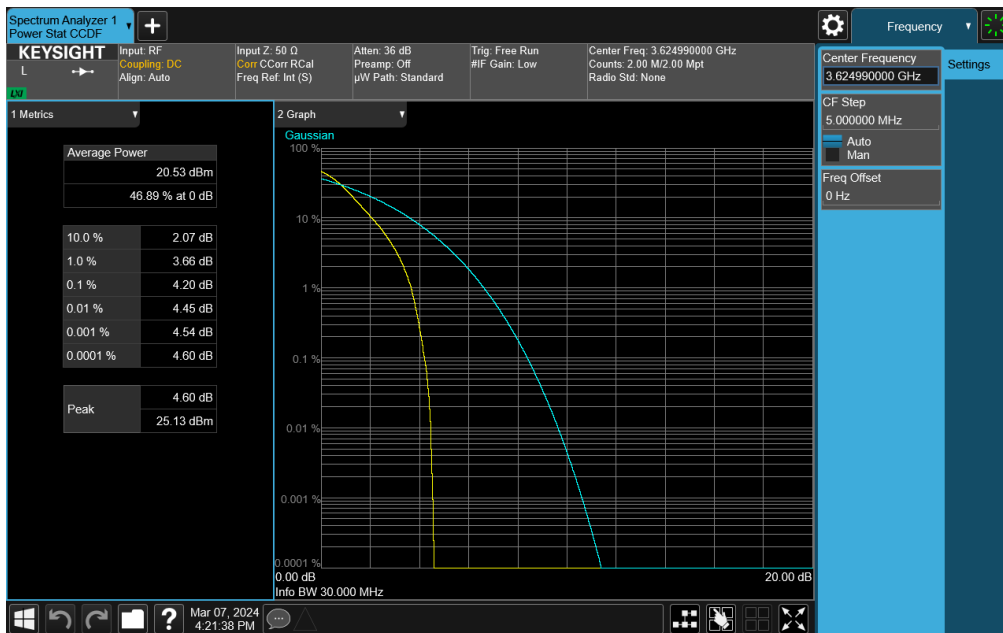


Plot 7-344. PAR Plot (NR Band n48 - 20MHz DFT-s-OFDM 64-QAM)


FCC ID: BCGA2899	 PART 96 MEASUREMENT REPORT	Approved by: Technical Manager
Test Report S/N: 1C23311270066-15-R1.BCG	Test Dates: 10/01/2023-03/20/2024	EUT Type: Tablet Device
		Page 191 of 237

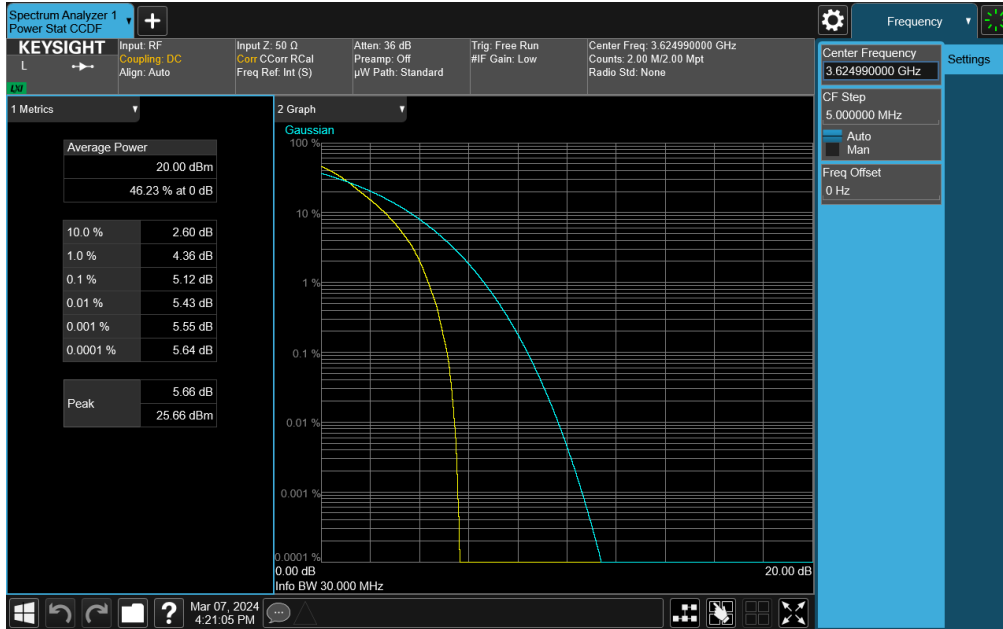


Plot 7-345. PAR Plot (NR Band n48 - 20MHz DFT-s-OFDM 256-QAM)

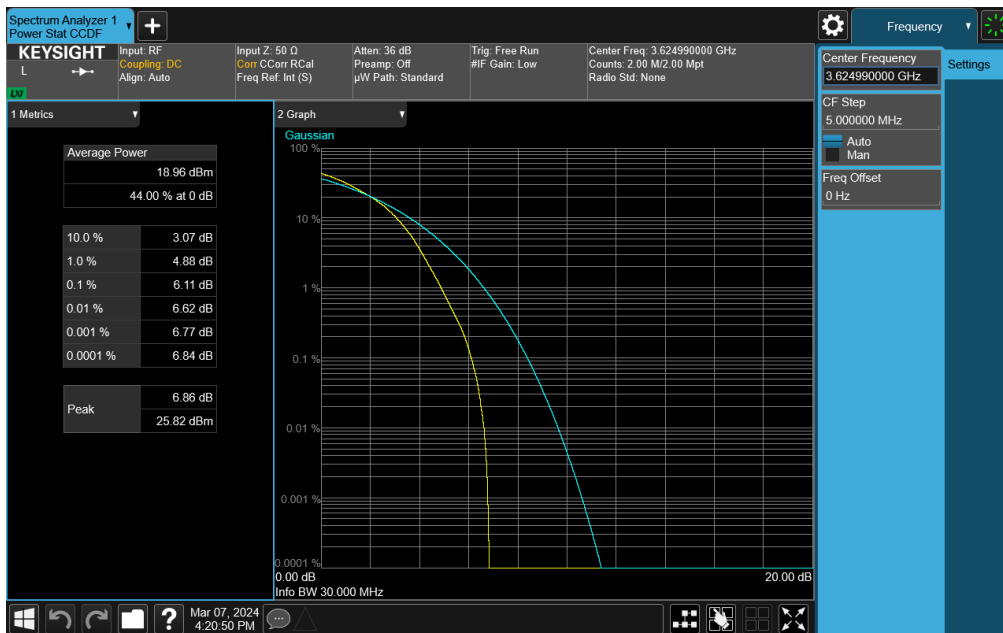


Plot 7-346. PAR Plot (NR Band n48 - 30MHz DFT-s-OFDM $\pi/2$ BPSK)

FCC ID: BCGA2899	 PART 96 MEASUREMENT REPORT	Approved by: Technical Manager
Test Report S/N: 1C23311270066-15-R1.BCG	Test Dates: 10/01/2023-03/20/2024	EUT Type: Tablet Device
		Page 192 of 237

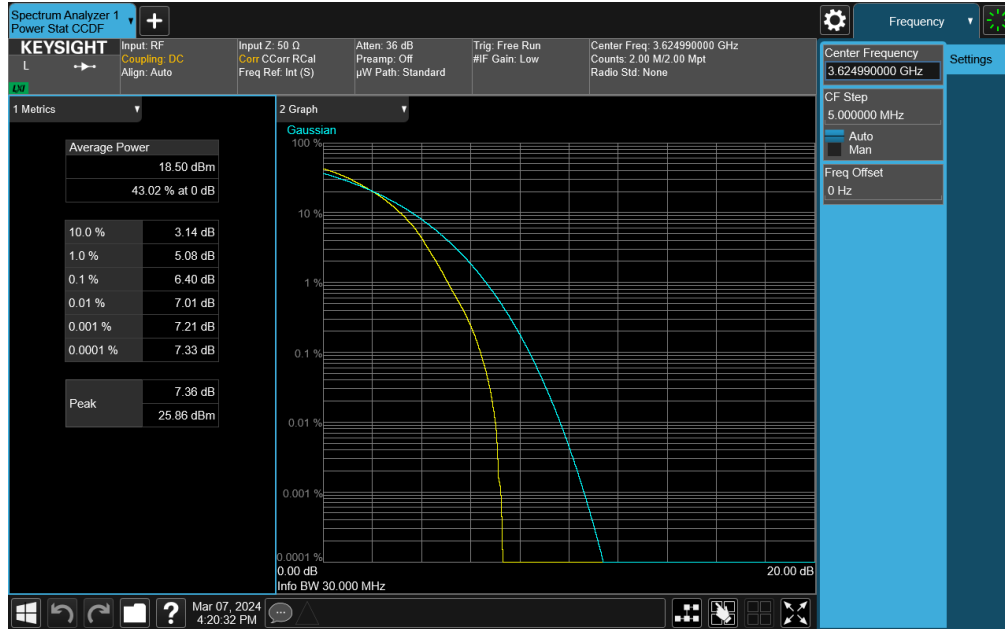


Plot 7-347. PAR Plot (NR Band n48 - 30MHz DFT-s-OFDM QPSK)

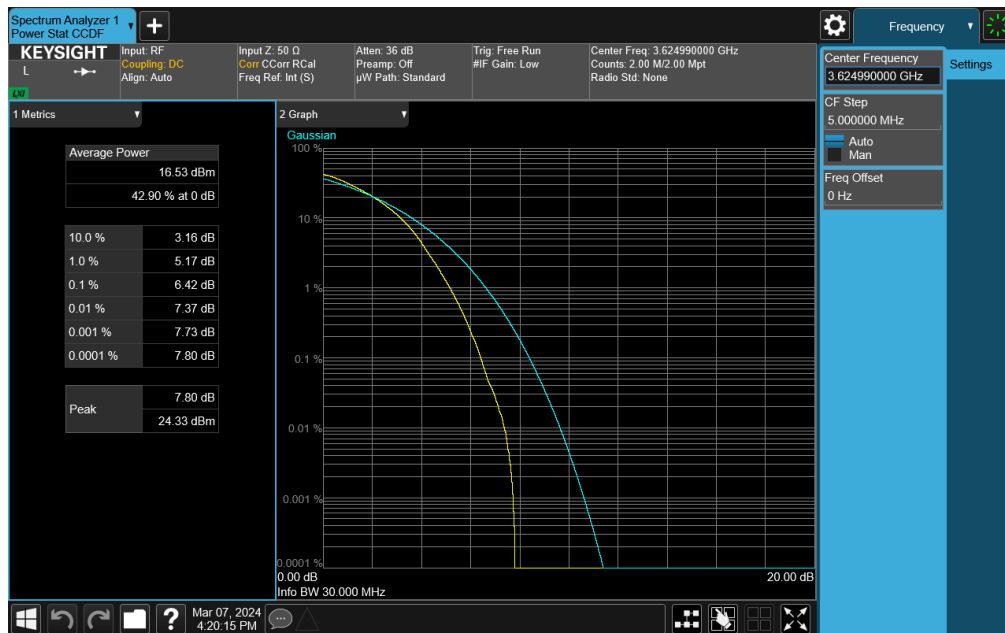


Plot 7-348. PAR Plot (NR Band n48 - 30MHz DFT-s-OFDM 16-QAM)


FCC ID: BCGA2899	PART 96 MEASUREMENT REPORT	Approved by: Technical Manager
Test Report S/N: 1C23311270066-15-R1.BCG	Test Dates: 10/01/2023-03/20/2024	EUT Type: Tablet Device
		Page 193 of 237

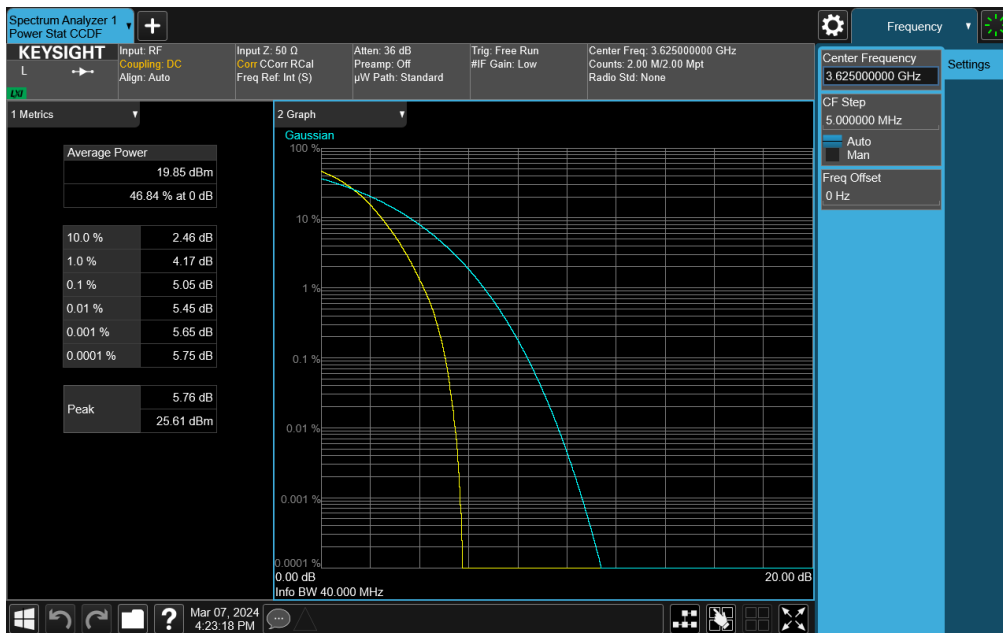
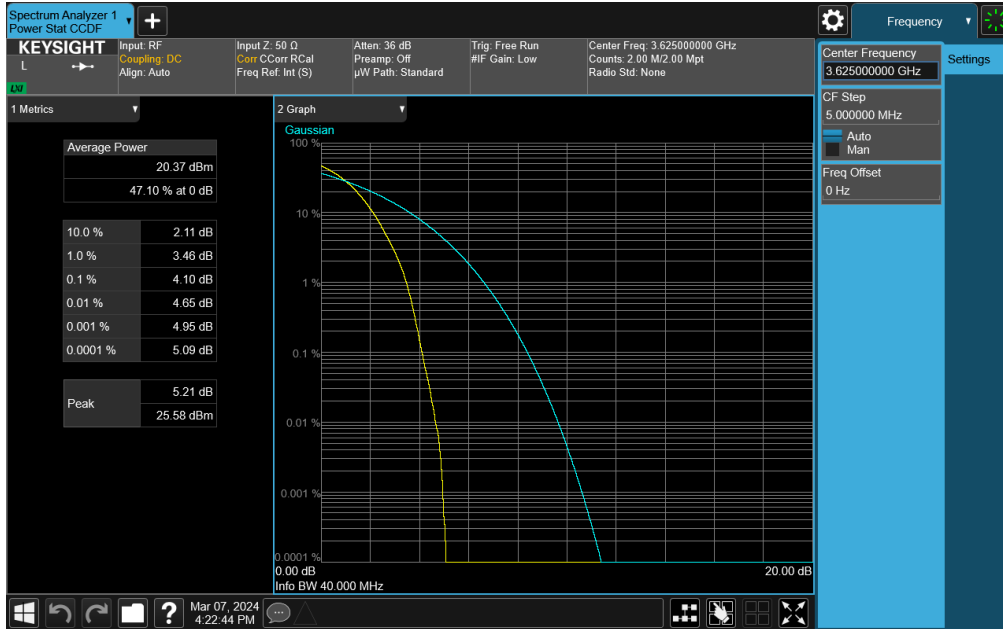


Plot 7-349. PAR Plot (NR Band n48 - 30MHz DFT-s-OFDM 64-QAM)

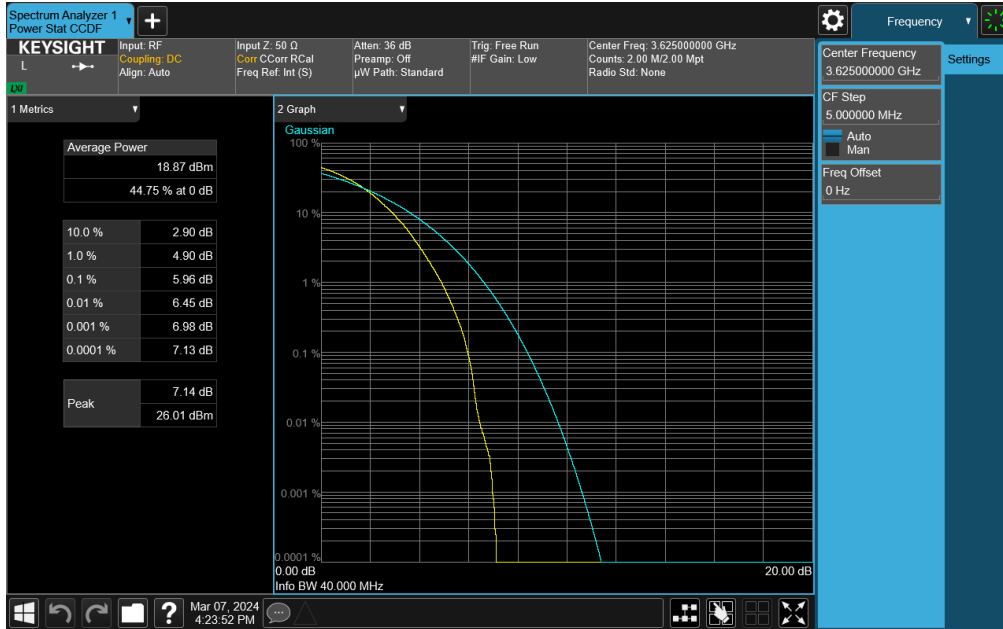


Plot 7-350. PAR Plot (NR Band n48 - 30MHz DFT-s-OFDM 256-QAM)

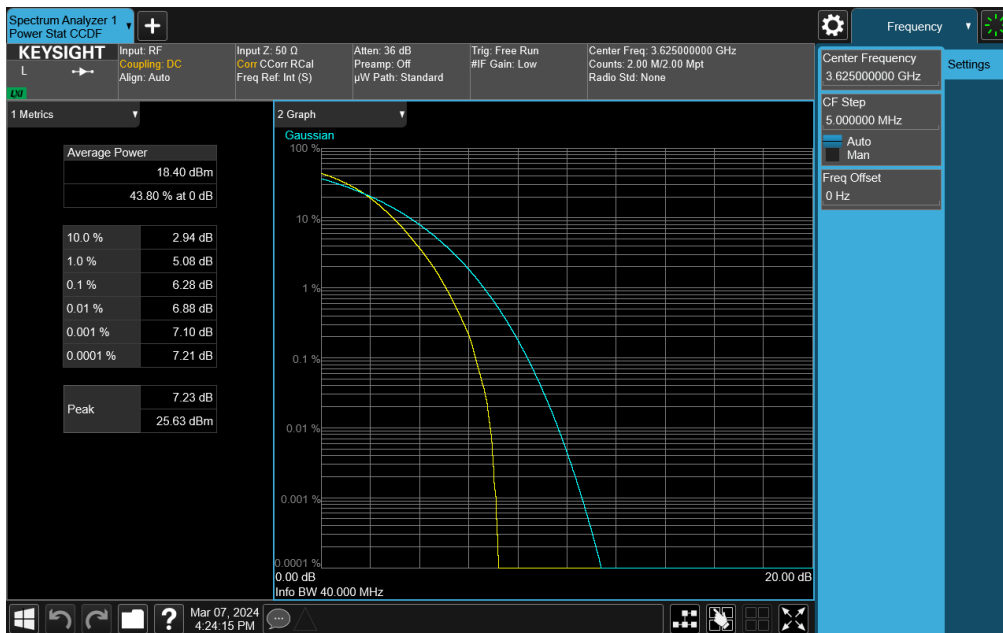
FCC ID: BCGA2899	 PART 96 MEASUREMENT REPORT		Approved by: Technical Manager
Test Report S/N: 1C23311270066-15-R1.BCG	Test Dates: 10/01/2023-03/20/2024	EUT Type: Tablet Device	Page 194 of 237




FCC ID: BCGA2899	PART 96 MEASUREMENT REPORT	Approved by: Technical Manager
Test Report S/N: 1C23311270066-15-R1.BCG	Test Dates: 10/01/2023-03/20/2024	EUT Type: Tablet Device
		Page 195 of 237

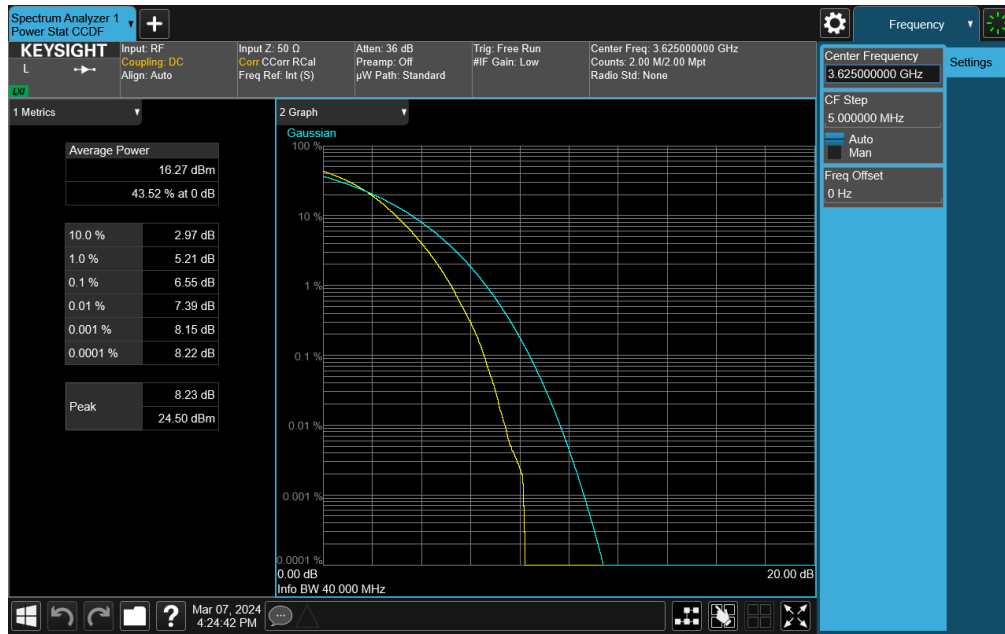


Plot 7-353. PAR Plot (NR Band n48 - 40MHz DFT-s-OFDM 16-QAM)




Plot 7-354. PAR Plot (NR Band n48 - 40MHz DFT-s-OFDM 64-QAM)

FCC ID: BCGA2899	 PART 96 MEASUREMENT REPORT	Approved by: Technical Manager
Test Report S/N: 1C23311270066-15-R1.BCG	Test Dates: 10/01/2023-03/20/2024	EUT Type: Tablet Device
		Page 196 of 237



Plot 7-355. PAR Plot (NR Band n48 - 40MHz DFT-s-OFDM 256-QAM)

FCC ID: BCGA2899	 PART 96 MEASUREMENT REPORT	Approved by: Technical Manager
Test Report S/N: 1C23311270066-15-R1.BCG	Test Dates: 10/01/2023-03/20/2024	EUT Type: Tablet Device
		Page 197 of 237

7.6 Radiated Power (EIRP)

§96.41(b)

Test Overview

Equivalent Isotropic Radiated Power (EIRP) measurements are calculated by adding highest antenna gain to maximum measured conducted output power. All measurements are performed as RMS average measurements while the EUT is operating at its maximum duty cycle, at maximum power, and at the appropriate frequencies.

Test Procedures Used

KDB 971168 D01 v03r01 – Section 5.2.1

ANSI C63.26-2015

Test Settings

The relevant equation for determining the EIRP from the conducted RF output power measured is:

$$\text{EIRP} = \text{PMeas} - \text{LC} + \text{GT}$$

Where:

EIRP = Equivalent Isotropic Radiated Power (expressed in the same units as PMeas, typically dBW or dBm)

PMeas = measured transmitter output power or PSD, in dBW or dBm

LC = signal attenuation in the connecting cable between the transmitter and antenna in dB

GT = gain of the transmitting antenna, in dBi (EIRP)

Test Setup

The EUT and measurement equipment were set up as shown in the diagram below.

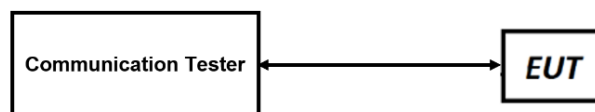




Figure 7-5. EIRP Measurement Setup

FCC ID: BCGA2899	 PART 96 MEASUREMENT REPORT	Approved by: Technical Manager
Test Report S/N: 1C23311270066-15-R1.BCG	Test Dates: 10/01/2023-03/20/2024	EUT Type: Tablet Device
		Page 198 of 237

V2.2 09/07/2023

Test Notes


- 1) The worst case emissions are reported with the modulations, RB sizes and offsets, and channel bandwidth configurations shown in the tables below.
- 2) This unit was tested with its standard battery.
- 3) The Level (dBm) readings in the table were taken with a correction table loaded into the base station simulator. The correction table was used to account for the signal attenuation in the connecting cable between the transmitter and antenna.
- 4) The worst case EIRP shown in this section is found with LTE & NR operating only using 1RB. As such, the EIRP/10MHz and full channel EIRP values will be identical since 1RB is fully contained within all available channel bandwidths for LTE Band 48 (i.e. 5, 10, 15, 20MHz) and NR FR1 Band 48 (i.e. 10, 15, 20, 30, 40MHz).
- 5) Uplink carrier aggregation for LTE B48 is only supported in this EUT while operating in Power Class 3.
- 6) For ULCA, conducted power measurements were evaluated for the two contiguous channels using various combinations of RB size, RB offset, modulation, and channel bandwidth. Channel bandwidth data is shown in the tables below based only on the channel bandwidths that were supported in this device.

FCC ID: BCGA2899	 PART 96 MEASUREMENT REPORT		Approved by: Technical Manager
Test Report S/N: 1C23311270066-15-R1.BCG	Test Dates: 10/01/2023-03/20/2024	EUT Type: Tablet Device	Page 199 of 237

Antenna 3a – EIRP


Bandwidth	Mod.	Frequency [MHz]	Ant. Gain [dBi]	RB Size/Offset	Conducted Power [dBm]	EIRP [dBm/10MHz]	EIRP [Watts/10MHz]	EIRP Limit [dBm/10MHz]	Margin [dB]
5 MHz	QPSK	3552.5	1.90	1 / 24	20.47	22.37	0.173	23.00	-0.63
		3625.0	1.90	1 / 12	20.60	22.50	0.178	23.00	-0.50
		3697.5	1.90	1 / 0	20.32	22.22	0.167	23.00	-0.78
	16-QAM	3625.0	1.90	1 / 0	19.54	21.44	0.139	23.00	-1.56
	64-QAM	3625.0	1.90	1 / 12	18.55	20.45	0.111	23.00	-2.55
256-QAM	3697.5	1.90	1 / 24	15.70	17.60	0.058	23.00	-5.40	
10 MHz	QPSK	3555.0	1.90	1 / 49	20.46	22.36	0.172	23.00	-0.64
		3625.0	1.90	1 / 0	20.44	22.34	0.171	23.00	-0.66
		3695.0	1.90	1 / 25	20.60	22.50	0.178	23.00	-0.50
	16-QAM	3555.0	1.90	1 / 49	19.64	21.54	0.143	23.00	-1.46
	64-QAM	3625.0	1.90	1 / 25	18.63	20.53	0.113	23.00	-2.47
	256-QAM	3555.0	1.90	1 / 25	15.70	17.60	0.058	23.00	-5.40
15 MHz	QPSK	3557.5	1.90	1 / 37	20.29	22.19	0.166	23.00	-0.81
		3625.0	1.90	1 / 74	20.27	22.17	0.165	23.00	-0.83
		3692.5	1.90	1 / 37	20.52	22.42	0.175	23.00	-0.58
	16-QAM	3625.0	1.90	1 / 37	19.62	21.52	0.142	23.00	-1.48
	64-QAM	3625.0	1.90	1 / 74	18.60	20.50	0.112	23.00	-2.50
256-QAM	3557.5	1.90	1 / 0	15.67	17.57	0.057	23.00	-5.43	
20 MHz	QPSK	3560.0	1.90	1 / 99	20.52	22.42	0.175	23.00	-0.58
		3625.0	1.90	1 / 0	20.50	22.40	0.174	23.00	-0.60
		3690.0	1.90	1 / 0	20.60	22.50	0.178	23.00	-0.50
	16-QAM	3625.0	1.90	1 / 50	19.60	21.50	0.141	23.00	-1.50
	64-QAM	3690.0	1.90	1 / 50	18.58	20.48	0.112	23.00	-2.52
256-QAM	3625.0	1.90	1 / 50	15.69	17.59	0.057	23.00	-5.41	

Table 7-1. EIRP Data (LTE Band 48)

FCC ID: BCGA2899	 PART 96 MEASUREMENT REPORT	Approved by: Technical Manager
Test Report S/N: 1C23311270066-15-R1.BCG	Test Dates: 10/01/2023-03/20/2024	EUT Type: Tablet Device
		Page 200 of 237


Bandwidth	Mod.	Frequency [MHz]	Ant. Gain [dBi]	RB Size/Offset	Conducted Power [dBm]	EIRP [dBm/10MHz]	EIRP [Watts/10MHz]	EIRP Limit [dBm/10MHz]	Margin [dB]
10 MHz	π/2 BPSK	3555.0	1.90	1 / 1	20.34	22.24	0.167	23.00	-0.76
		3625.0	1.90	1 / 1	20.44	22.34	0.171	23.00	-0.66
		3695.0	1.90	1 / 1	20.60	22.50	0.178	23.00	-0.50
	QPSK	3555.0	1.90	1 / 12	20.37	22.27	0.169	23.00	-0.73
		3625.0	1.90	1 / 12	20.57	22.47	0.177	23.00	-0.53
		3695.0	1.90	1 / 12	20.35	22.25	0.168	23.00	-0.75
	16-QAM	3555.0	1.90	1 / 1	19.57	21.47	0.140	23.00	-1.53
64-QAM	3695.0	1.90	1 / 1	18.58	20.48	0.112	23.00	-2.52	
256-QAM	3625.0	1.90	1 / 22	15.67	17.57	0.057	23.00	-5.43	
15 MHz	π/2 BPSK	3557.5	1.90	1 / 36	20.57	22.47	0.177	23.00	-0.53
		3625.0	1.90	1 / 36	20.60	22.50	0.178	23.00	-0.50
		3692.5	1.90	1 / 1	20.56	22.46	0.176	23.00	-0.54
	QPSK	3557.5	1.90	1 / 1	20.30	22.20	0.166	23.00	-0.80
		3625.0	1.90	1 / 36	20.52	22.42	0.175	23.00	-0.58
		3692.5	1.90	1 / 19	20.40	22.30	0.170	23.00	-0.70
	16-QAM	3625.0	1.90	1 / 19	19.64	21.54	0.143	23.00	-1.46
64-QAM	3692.5	1.90	1 / 19	18.61	20.51	0.112	23.00	-2.49	
256-QAM	3692.5	1.90	1 / 36	15.71	17.61	0.058	23.00	-5.39	
20 MHz	π/2 BPSK	3560.0	1.90	1 / 25	20.54	22.44	0.175	23.00	-0.56
		3625.0	1.90	1 / 1	20.33	22.23	0.167	23.00	-0.77
		3690.0	1.90	1 / 49	20.48	22.38	0.173	23.00	-0.62
	QPSK	3560.0	1.90	1 / 25	20.34	22.24	0.167	23.00	-0.76
		3625.0	1.90	1 / 25	20.60	22.50	0.178	23.00	-0.50
		3690.0	1.90	1 / 25	20.47	22.37	0.173	23.00	-0.63
	16-QAM	3560.0	1.90	1 / 49	19.52	21.42	0.139	23.00	-1.58
64-QAM	3625.0	1.90	1 / 25	18.50	20.40	0.110	23.00	-2.60	
256-QAM	3625.0	1.90	1 / 25	15.69	17.59	0.057	23.00	-5.41	
30 MHz	π/2 BPSK	3565.0	1.90	1 / 39	20.56	22.46	0.176	23.00	-0.54
		3625.0	1.90	1 / 39	20.42	22.32	0.171	23.00	-0.68
		3685.0	1.90	1 / 39	20.60	22.50	0.178	23.00	-0.50
	QPSK	3565.0	1.90	1 / 39	20.60	22.50	0.178	23.00	-0.50
		3625.0	1.90	1 / 39	20.58	22.48	0.177	23.00	-0.52
		3685.0	1.90	1 / 39	20.42	22.32	0.171	23.00	-0.68
	16-QAM	3625.0	1.90	1 / 39	19.58	21.48	0.141	23.00	-1.52
64-QAM	3685.0	1.90	1 / 39	18.57	20.47	0.111	23.00	-2.53	
256-QAM	3685.0	1.90	1 / 39	15.68	17.58	0.057	23.00	-5.42	
40 MHz	π/2 BPSK	3570.0	1.90	1 / 53	20.51	22.41	0.174	23.00	-0.59
		3625.0	1.90	1 / 53	20.57	22.47	0.177	23.00	-0.53
		3680.0	1.90	1 / 53	20.60	22.50	0.178	23.00	-0.50
	QPSK	3570.0	1.90	1 / 53	20.38	22.28	0.169	23.00	-0.72
		3625.0	1.90	1 / 53	20.54	22.44	0.175	23.00	-0.56
		3680.0	1.90	1 / 53	20.42	22.32	0.171	23.00	-0.68
	16-QAM	3680.0	1.90	1 / 53	19.55	21.45	0.140	23.00	-1.55
64-QAM	3680.0	1.90	1 / 53	18.59	20.49	0.112	23.00	-2.51	
256-QAM	3680.0	1.90	1 / 53	15.62	17.52	0.056	23.00	-5.48	

Table 7-2. EIRP Data (NR Band n48)

FCC ID: BCGA2899	 PART 96 MEASUREMENT REPORT	Approved by: Technical Manager
Test Report S/N: 1C23311270066-15-R1.BCG	Test Dates: 10/01/2023-03/20/2024	EUT Type: Tablet Device
		Page 201 of 237

Power State	Band	Bandwidth (PCC + SCC)	PCC				SCC				ULCA Conducted Power [dBm]	Ant. Gain [dBi]	EIRP [dBm/10MHz]	EIRP [Watts/10MHz]	EIRP Limit [dBm/10MHz]	Margin [dB]			
			Modulation	UL Channel	UL Frequency [MHz]	UL # RB	UL RB Offset	Modulation	UL Channel	UL Frequency [MHz]							UL # RB	UL RB Offset	
Max	LTE B48	20MHz + 5MHz	QPSK	55340	3560.0	1	99	QPSK	55457	3571.7	1	0	20.20	1.90	0.162	23.00	-0.90		
				55990	3625.0	1	99		56107	3636.7	1	0	20.45	1.90	0.172	23.00	-0.65		
				56640	3690.0	1	0		56237	3678.3	1	24	20.21	1.90	0.163	23.00	-0.89		
				55990	3625	100	0		56107	3636.7	25	0	19.22	1.90	0.129	23.00	-1.88		
				16-QAM	55990	3625	100		0	16-QAM	56107	3636.7	25	0	18.56	1.90	0.111	23.00	-2.54
			256-QAM	55990	3625	100	0	64-QAM	56107	3636.7	25	0	18.54	1.90	0.111	23.00	-2.56		
				55990	3625	100	0	256-QAM	56107	3636.7	25	0	15.55	1.90	0.056	23.00	-5.55		
				55340	3560.0	1	99	55464	3574.4	1	0	20.42	1.90	0.171	23.00	-0.88			
				55990	3625.0	1	99	56134	3639.4	1	0	20.42	1.90	0.171	23.00	-0.88			
				56640	3690.0	1	0	56496	3675.6	1	49	20.57	1.90	0.177	23.00	-0.53			
Max	LTE B48	20MHz + 10MHz	QPSK	56640	3690	100	0	QPSK	56496	3675.6	50	0	19.30	1.90	0.132	23.00	-1.80		
				16-QAM	56640	3690	100		0	16-QAM	56496	3675.6	50	0	18.25	1.90	0.104	23.00	-2.85
				64-QAM	56640	3690	100		0	64-QAM	56496	3675.6	50	0	18.16	1.90	0.101	23.00	-2.94
				256-QAM	56640	3690	100		0	256-QAM	56496	3675.6	50	0	15.71	1.90	0.058	23.00	-5.39
				55340	3560.0	1	99		55511	3577.1	1	0	20.46	1.90	0.172	23.00	-0.64		
			256-QAM	55990	3625.0	1	99	56161	3642.1	1	0	20.50	1.90	0.174	23.00	-0.60			
				56640	3690.0	1	0	56469	3672.9	1	74	20.10	1.90	0.158	23.00	-1.00			
				QPSK	55990	3625	100	0	QPSK	56161	3642.1	75	0	19.33	1.90	0.133	23.00	-1.77	
				16-QAM	55990	3625	100	0	16-QAM	56161	3642.1	75	0	18.24	1.90	0.103	23.00	-2.96	
				64-QAM	55990	3625	100	0	64-QAM	56161	3642.1	75	0	18.11	1.90	0.100	23.00	-2.99	
Max	LTE B48	20MHz + 20MHz	QPSK	55340	3560.0	1	99	QPSK	56161	3642.1	75	0	15.47	1.90	0.055	23.00	-5.63		
				55990	3625.0	1	99		55538	3579.8	1	0	20.50	1.90	0.174	23.00	-0.60		
				56640	3690.0	1	0		56188	3644.8	1	0	20.59	1.90	0.177	23.00	-0.51		
				55990	3625	100	0		56442	3670.2	1	99	20.13	1.90	0.160	23.00	-0.97		
				16-QAM	55990	3625	100		0	QPSK	56188	3644.8	100	0	19.16	1.90	0.128	23.00	-1.94
			256-QAM	55990	3625	100	0	16-QAM	56188	3644.8	100	0	18.20	1.90	0.102	23.00	-2.90		
				64-QAM	55990	3625	100	0	64-QAM	56188	3644.8	100	0	18.28	1.90	0.104	23.00	-2.82	
				256-QAM	55990	3625	100	0	256-QAM	56188	3644.8	100	0	15.34	1.90	0.053	23.00	-5.76	


Table 7-3. EIRP Data (ULCA Band 48)

FCC ID: BCGA2899	 PART 96 MEASUREMENT REPORT	Approved by: Technical Manager
Test Report S/N: 1C23311270066-15-R1.BCG	Test Dates: 10/01/2023-03/20/2024	EUT Type: Tablet Device
		Page 202 of 237

Antenna 2 – EIRP


Bandwidth	Mod.	Frequency [MHz]	Ant. Gain [dBi]	RB Size/Offset	Conducted Power [dBm]	EIRP [dBm/10MHz]	EIRP [Watts/10MHz]	EIRP Limit [dBm/10MHz]	Margin [dB]
5 MHz	QPSK	3552.5	2.80	1 / 24	19.54	22.34	0.171	23.00	-0.66
		3625.0	2.80	1 / 0	19.63	22.43	0.175	23.00	-0.57
		3697.5	2.80	1 / 0	19.70	22.50	0.178	23.00	-0.50
	16-QAM	3552.5	2.80	1 / 24	18.79	21.59	0.144	23.00	-1.41
	64-QAM	3697.5	2.80	1 / 24	17.79	20.59	0.115	23.00	-2.41
256-QAM	3552.5	2.80	1 / 0	14.89	17.69	0.059	23.00	-5.31	
10 MHz	QPSK	3555.0	2.80	1 / 25	19.68	22.48	0.177	23.00	-0.52
		3625.0	2.80	1 / 25	19.51	22.31	0.170	23.00	-0.69
		3695.0	2.80	1 / 49	19.64	22.44	0.175	23.00	-0.56
	16-QAM	3625.0	2.80	1 / 0	18.67	21.47	0.140	23.00	-1.53
	64-QAM	3625.0	2.80	1 / 49	17.61	20.41	0.110	23.00	-2.59
	256-QAM	3555.0	2.80	1 / 49	14.76	17.56	0.057	23.00	-5.44
15 MHz	QPSK	3557.5	2.80	1 / 37	19.70	22.50	0.178	23.00	-0.50
		3625.0	2.80	1 / 74	19.66	22.46	0.176	23.00	-0.54
		3692.5	2.80	1 / 37	19.69	22.49	0.177	23.00	-0.51
	16-QAM	3692.5	2.80	1 / 37	18.67	21.47	0.140	23.00	-1.53
	64-QAM	3625.0	2.80	1 / 0	17.68	20.48	0.112	23.00	-2.52
	256-QAM	3557.5	2.80	1 / 74	14.72	17.52	0.056	23.00	-5.48
20 MHz	QPSK	3560.0	2.80	1 / 50	19.55	22.35	0.172	23.00	-0.65
		3625.0	2.80	1 / 50	19.48	22.28	0.169	23.00	-0.72
		3690.0	2.80	1 / 0	19.60	22.40	0.174	23.00	-0.60
	16-QAM	3690.0	2.80	1 / 0	18.63	21.43	0.139	23.00	-1.57
	64-QAM	3625.0	2.80	1 / 99	17.68	20.48	0.112	23.00	-2.52
	256-QAM	3560.0	2.80	1 / 0	14.77	17.57	0.057	23.00	-5.43

Table 7-4. EIRP Data (LTE Band 48)

FCC ID: BCGA2899	 PART 96 MEASUREMENT REPORT	Approved by: Technical Manager
Test Report S/N: 1C23311270066-15-R1.BCG	Test Dates: 10/01/2023-03/20/2024	EUT Type: Tablet Device
		Page 203 of 237


Bandwidth	Mod.	Frequency [MHz]	Ant. Gain [dBi]	RB Size/Offset	Conducted Power [dBm]	EIRP [dBm/10MHz]	EIRP [Watts/10MHz]	EIRP Limit [dBm/10MHz]	Margin [dB]
10 MHz	π/2 BPSK	3555.0	2.80	1 / 22	19.48	22.28	0.169	23.00	-0.72
		3625.0	2.80	1 / 1	19.64	22.44	0.175	23.00	-0.56
		3695.0	2.80	1 / 1	19.49	22.29	0.169	23.00	-0.71
	QPSK	3555.0	2.80	1 / 12	19.70	22.50	0.178	23.00	-0.50
		3625.0	2.80	1 / 1	19.56	22.36	0.172	23.00	-0.64
		3695.0	2.80	1 / 22	19.53	22.33	0.171	23.00	-0.67
	16-QAM	3625.0	2.80	1 / 1	18.70	21.50	0.141	23.00	-1.50
64-QAM	3555.0	2.80	1 / 12	17.66	20.46	0.111	23.00	-2.54	
256-QAM	3625.0	2.80	1 / 12	14.75	17.55	0.057	23.00	-5.45	
15 MHz	π/2 BPSK	3557.5	2.80	1 / 36	19.60	22.40	0.174	23.00	-0.60
		3625.0	2.80	1 / 1	19.70	22.50	0.178	23.00	-0.50
		3692.5	2.80	1 / 1	19.40	22.20	0.166	23.00	-0.80
	QPSK	3557.5	2.80	1 / 19	19.66	22.46	0.176	23.00	-0.54
		3625.0	2.80	1 / 1	19.59	22.39	0.173	23.00	-0.61
		3692.5	2.80	1 / 19	19.69	22.49	0.177	23.00	-0.51
	16-QAM	3692.5	2.80	1 / 36	18.70	21.50	0.141	23.00	-1.50
64-QAM	3692.5	2.80	1 / 36	17.72	20.52	0.113	23.00	-2.48	
256-QAM	3692.5	2.80	1 / 19	14.82	17.62	0.058	23.00	-5.38	
20 MHz	π/2 BPSK	3560.0	2.80	1 / 25	19.70	22.50	0.178	23.00	-0.50
		3625.0	2.80	1 / 1	19.64	22.44	0.175	23.00	-0.56
		3690.0	2.80	1 / 1	19.29	22.09	0.162	23.00	-0.91
	QPSK	3560.0	2.80	1 / 25	19.54	22.34	0.171	23.00	-0.66
		3625.0	2.80	1 / 49	19.68	22.48	0.177	23.00	-0.52
		3690.0	2.80	1 / 1	19.70	22.50	0.178	23.00	-0.50
	16-QAM	3625.0	2.80	1 / 49	18.68	21.48	0.141	23.00	-1.52
64-QAM	3690.0	2.80	1 / 25	17.66	20.46	0.111	23.00	-2.54	
256-QAM	3625.0	2.80	1 / 25	14.78	17.58	0.057	23.00	-5.42	
30 MHz	π/2 BPSK	3565.0	2.80	1 / 39	19.54	22.34	0.171	23.00	-0.66
		3625.0	2.80	1 / 39	19.48	22.28	0.169	23.00	-0.72
		3685.0	2.80	1 / 39	19.63	22.43	0.175	23.00	-0.57
	QPSK	3565.0	2.80	1 / 39	19.57	22.37	0.173	23.00	-0.63
		3625.0	2.80	1 / 39	19.70	22.50	0.178	23.00	-0.50
		3685.0	2.80	1 / 39	19.60	22.40	0.174	23.00	-0.60
	16-QAM	3625.0	2.80	1 / 39	18.73	21.53	0.142	23.00	-1.47
64-QAM	3685.0	2.80	1 / 39	17.72	20.52	0.113	23.00	-2.48	
256-QAM	3625.0	2.80	1 / 39	14.82	17.62	0.058	23.00	-5.38	
40 MHz	π/2 BPSK	3570.0	2.80	1 / 53	19.66	22.46	0.176	23.00	-0.54
		3625.0	2.80	1 / 53	19.70	22.50	0.178	23.00	-0.50
		3680.0	2.80	1 / 53	19.69	22.49	0.177	23.00	-0.51
	QPSK	3570.0	2.80	1 / 53	19.39	22.19	0.166	23.00	-0.81
		3625.0	2.80	1 / 53	19.55	22.35	0.172	23.00	-0.65
		3680.0	2.80	1 / 53	19.55	22.35	0.172	23.00	-0.65
	16-QAM	3570.0	2.80	1 / 53	18.74	21.54	0.143	23.00	-1.46
64-QAM	3680.0	2.80	1 / 53	17.74	20.54	0.113	23.00	-2.46	
256-QAM	3570.0	2.80	1 / 53	14.84	17.64	0.058	23.00	-5.36	

Table 7-5. EIRP Data (NR Band n48)

FCC ID: BCGA2899	 PART 96 MEASUREMENT REPORT	Approved by: Technical Manager
Test Report S/N: 1C23311270066-15-R1.BCG	Test Dates: 10/01/2023-03/20/2024	EUT Type: Tablet Device
		Page 204 of 237

Power State	Band	Bandwidth (PCC + SCC)	PCC				SCC				ULCA Conducted Power [dBm]	Ant. Gain [dBi]	EIRP [dBm/10MHz]	EIRP [Watts/10MHz]	EIRP Limit [dBm/10MHz]	Margin [dB]								
			Modulation	UL Channel	UL Frequency [MHz]	UL # RB	UL RB Offset	Modulation	UL Channel	UL Frequency [MHz]							UL # RB	UL RB Offset						
Max	LTE B48	20MHz + 5MHz	QPSK	55340	3560.0	1	99	QPSK	55457	3571.7	1	0	19.21	2.80	22.01	0.159	23.00	-0.99						
				55990	3625.0	1	99		55107	3636.7	1	0												
			56640	3690.0	1	0	5623	3678.3	1	24	19.66	2.80							22.46	0.176	23.00	-0.54		
			QPSK	56640	3690	100	0	QPSK	5623	3678.3	25	0							18.23	2.80	21.03	0.127	23.00	-1.97
			16-QAM	56640	3690	100	0	16-QAM	5623	3678.3	25	0							17.68	2.80	20.48	0.112	23.00	-2.62
			64-QAM	56640	3690	100	0	64-QAM	5623	3678.3	25	0							17.57	2.80	20.37	0.109	23.00	-2.63
			256-QAM	56640	3690	100	0	256-QAM	5623	3678.3	25	0							14.39	2.80	17.19	0.052	23.00	-5.81
			56640	3690	100	0	256-QAM	5623	3678.3	25	0	14.39							2.80	17.19	0.052	23.00	-5.81	
Max	LTE B48	20MHz + 10MHz	QPSK	55340	3560.0	1	99	QPSK	55484	3574.4	1	0	19.45	2.80	22.25	0.168	23.00	-0.75						
				55990	3625.0	1	99		56134	3639.4	1	0												
			56640	3690.0	1	0	56496	3675.6	1	49	19.60	2.80							22.40	0.174	23.00	-0.60		
			QPSK	56640	3690	100	0	QPSK	56496	3675.6	50	0							18.13	2.80	20.93	0.124	23.00	-2.07
			16-QAM	56640	3690	100	0	16-QAM	56496	3675.6	50	0							17.51	2.80	20.31	0.107	23.00	-2.69
			64-QAM	56640	3690	100	0	64-QAM	56496	3675.6	50	0							17.43	2.80	20.23	0.105	23.00	-2.77
			256-QAM	56640	3690	100	0	256-QAM	56496	3675.6	50	0							14.72	2.80	17.52	0.056	23.00	-5.48
			56640	3690	100	0	256-QAM	56496	3675.6	50	0	14.72							2.80	17.52	0.056	23.00	-5.48	
Max	LTE B48	20MHz + 15MHz	QPSK	55340	3560.0	1	99	QPSK	55511	3577.1	1	0	19.32	2.80	22.12	0.163	23.00	-0.88						
				55990	3625.0	1	99		56161	3642.1	1	0												
			56640	3690.0	1	0	56469	3672.9	1	74	19.62	2.80							22.42	0.175	23.00	-0.58		
			QPSK	56640	3690	100	0	QPSK	56469	3672.9	75	0							18.21	2.80	21.01	0.126	23.00	-1.99
			16-QAM	56640	3690	100	0	16-QAM	56469	3672.9	75	0							17.45	2.80	20.25	0.106	23.00	-2.75
			64-QAM	56640	3690	100	0	64-QAM	56469	3672.9	75	0							17.55	2.80	20.35	0.108	23.00	-2.65
			256-QAM	56640	3690	100	0	256-QAM	56469	3672.9	75	0							14.45	2.80	17.25	0.053	23.00	-5.75
			56640	3690	100	0	256-QAM	56469	3672.9	75	0	14.45							2.80	17.25	0.053	23.00	-5.75	
Max	LTE B48	20MHz + 20MHz	QPSK	55340	3560.0	1	99	QPSK	55538	3579.8	1	0	19.63	2.80	22.43	0.175	23.00	-0.57						
				55990	3625.0	1	99		56188	3644.8	1	0												
			56640	3690.0	1	0	56442	3670.2	1	99	19.37	2.80							22.17	0.165	23.00	-0.83		
			QPSK	56640	3690	100	0	QPSK	56442	3670.2	100	0							18.27	2.80	21.07	0.128	23.00	-1.93
			16-QAM	56640	3690	100	0	16-QAM	56442	3670.2	100	0							17.66	2.80	20.46	0.111	23.00	-2.54
			64-QAM	56640	3690	100	0	64-QAM	56442	3670.2	100	0							17.71	2.80	20.51	0.112	23.00	-2.49
			256-QAM	56640	3690	100	0	256-QAM	56442	3670.2	100	0							14.63	2.80	17.43	0.055	23.00	-5.57
			56640	3690	100	0	256-QAM	56442	3670.2	100	0	14.63							2.80	17.43	0.055	23.00	-5.57	


Table 7-6. EIRP Data (ULCA Band 48)

FCC ID: BCGA2899	 PART 96 MEASUREMENT REPORT	Approved by: Technical Manager
Test Report S/N: 1C23311270066-15-R1.BCG	Test Dates: 10/01/2023-03/20/2024	EUT Type: Tablet Device
		Page 205 of 237

Antenna 4 – EIRP

Bandwidth	Mod.	Frequency [MHz]	Ant. Gain [dBi]	RB Size/Offset	Conducted Power [dBm]	EIRP [dBm/10MHz]	EIRP [Watts/10MHz]	EIRP Limit [dBm/10MHz]	Margin [dB]
5 MHz	QPSK	3552.5	1.60	1 / 0	20.84	22.44	0.175	23.00	-0.56
		3625.0	1.60	1 / 0	20.86	22.46	0.176	23.00	-0.54
		3697.5	1.60	1 / 0	20.90	22.50	0.178	23.00	-0.50
	16-QAM	3697.5	1.60	1 / 12	19.80	21.40	0.138	23.00	-1.60
	256-QAM	3552.5	1.60	1 / 0	18.84	20.44	0.111	23.00	-2.56
		3697.5	1.60	1 / 0	16.00	17.60	0.058	23.00	-5.40
10 MHz	QPSK	3555.0	1.60	1 / 25	20.70	22.30	0.170	23.00	-0.70
		3625.0	1.60	1 / 49	20.84	22.44	0.175	23.00	-0.56
		3695.0	1.60	1 / 49	20.90	22.50	0.178	23.00	-0.50
	16-QAM	3555.0	1.60	1 / 25	19.86	21.46	0.140	23.00	-1.54
	64-QAM	3695.0	1.60	1 / 25	18.89	20.49	0.112	23.00	-2.51
	256-QAM	3555.0	1.60	1 / 49	16.01	17.61	0.058	23.00	-5.39
15 MHz	QPSK	3557.5	1.60	1 / 37	20.71	22.31	0.170	23.00	-0.69
		3625.0	1.60	1 / 37	20.87	22.47	0.177	23.00	-0.53
		3692.5	1.60	1 / 74	20.76	22.36	0.172	23.00	-0.64
	16-QAM	3625.0	1.60	1 / 37	19.92	21.52	0.142	23.00	-1.48
	64-QAM	3692.5	1.60	1 / 37	18.89	20.49	0.112	23.00	-2.51
	256-QAM	3557.5	1.60	1 / 74	16.02	17.62	0.058	23.00	-5.38
20 MHz	QPSK	3560.0	1.60	1 / 0	20.82	22.42	0.175	23.00	-0.58
		3625.0	1.60	1 / 50	20.81	22.41	0.174	23.00	-0.59
		3690.0	1.60	1 / 0	20.62	22.22	0.167	23.00	-0.78
	16-QAM	3560.0	1.60	1 / 50	19.88	21.48	0.141	23.00	-1.52
	64-QAM	3690.0	1.60	1 / 0	18.83	20.43	0.110	23.00	-2.57
256-QAM	3560.0	1.60	1 / 0	15.99	17.59	0.057	23.00	-5.41	


Table 7-7. EIRP Data (LTE Band 48)

FCC ID: BCGA2899	 PART 96 MEASUREMENT REPORT	Approved by: Technical Manager
Test Report S/N: 1C23311270066-15-R1.BCG	Test Dates: 10/01/2023-03/20/2024	EUT Type: Tablet Device
		Page 206 of 237

V2.2 09/07/2023


Bandwidth	Mod.	Frequency [MHz]	Ant. Gain [dBi]	RB Size/Offset	Conducted Power [dBm]	EIRP [dBm/10MHz]	EIRP [Watts/10MHz]	EIRP Limit [dBm/10MHz]	Margin [dB]
10 MHz	π/2 BPSK	3555.0	1.60	1 / 1	20.79	22.39	0.173	23.00	-0.61
		3625.0	1.60	1 / 22	20.90	22.50	0.178	23.00	-0.50
		3695.0	1.60	1 / 1	20.79	22.39	0.173	23.00	-0.61
	QPSK	3555.0	1.60	1 / 12	20.89	22.49	0.177	23.00	-0.51
		3625.0	1.60	1 / 12	20.68	22.28	0.169	23.00	-0.72
		3695.0	1.60	1 / 1	20.63	22.23	0.167	23.00	-0.77
	16-QAM	3695.0	1.60	1 / 1	19.90	21.50	0.141	23.00	-1.50
64-QAM	3555.0	1.60	1 / 12	18.86	20.46	0.111	23.00	-2.54	
256-QAM	3695.0	1.60	1 / 12	15.93	17.53	0.057	23.00	-5.47	
15 MHz	π/2 BPSK	3557.5	1.60	1 / 1	20.77	22.37	0.173	23.00	-0.63
		3625.0	1.60	1 / 1	20.73	22.33	0.171	23.00	-0.67
		3692.5	1.60	1 / 19	20.90	22.50	0.178	23.00	-0.50
	QPSK	3557.5	1.60	1 / 36	20.80	22.40	0.174	23.00	-0.60
		3625.0	1.60	1 / 1	20.61	22.21	0.166	23.00	-0.79
		3692.5	1.60	1 / 19	20.87	22.47	0.177	23.00	-0.53
	16-QAM	3625.0	1.60	1 / 1	19.84	21.44	0.139	23.00	-1.56
64-QAM	3625.0	1.60	1 / 1	18.84	20.44	0.111	23.00	-2.56	
256-QAM	3692.5	1.60	1 / 19	15.98	17.58	0.057	23.00	-5.42	
20 MHz	π/2 BPSK	3560.0	1.60	1 / 1	20.70	22.30	0.170	23.00	-0.70
		3625.0	1.60	1 / 25	20.90	22.50	0.178	23.00	-0.50
		3690.0	1.60	1 / 49	20.70	22.30	0.170	23.00	-0.70
	QPSK	3560.0	1.60	1 / 49	20.71	22.31	0.170	23.00	-0.69
		3625.0	1.60	1 / 25	20.64	22.24	0.167	23.00	-0.76
		3690.0	1.60	1 / 25	20.75	22.35	0.172	23.00	-0.65
	16-QAM	3560.0	1.60	1 / 25	19.93	21.53	0.142	23.00	-1.47
64-QAM	3560.0	1.60	1 / 25	18.91	20.51	0.112	23.00	-2.49	
256-QAM	3625.0	1.60	1 / 1	16.00	17.60	0.058	23.00	-5.40	
30 MHz	π/2 BPSK	3565.0	1.60	1 / 39	20.81	22.41	0.174	23.00	-0.59
		3625.0	1.60	1 / 39	20.64	22.24	0.167	23.00	-0.76
		3685.0	1.60	1 / 39	20.90	22.50	0.178	23.00	-0.50
	QPSK	3565.0	1.60	1 / 39	20.87	22.47	0.177	23.00	-0.53
		3625.0	1.60	1 / 39	20.77	22.37	0.173	23.00	-0.63
		3685.0	1.60	1 / 39	20.74	22.34	0.171	23.00	-0.66
	16-QAM	3565.0	1.60	1 / 39	19.85	21.45	0.140	23.00	-1.55
64-QAM	3685.0	1.60	1 / 39	18.86	20.46	0.111	23.00	-2.54	
256-QAM	3565.0	1.60	1 / 39	15.93	17.53	0.057	23.00	-5.47	
40 MHz	π/2 BPSK	3570.0	1.60	1 / 53	20.81	22.41	0.174	23.00	-0.59
		3625.0	1.60	1 / 53	20.89	22.49	0.177	23.00	-0.51
		3680.0	1.60	1 / 53	20.90	22.50	0.178	23.00	-0.50
	QPSK	3570.0	1.60	1 / 53	20.61	22.21	0.166	23.00	-0.79
		3625.0	1.60	1 / 53	20.70	22.30	0.170	23.00	-0.70
		3680.0	1.60	1 / 53	20.62	22.22	0.167	23.00	-0.78
	16-QAM	3570.0	1.60	1 / 53	19.90	21.50	0.141	23.00	-1.50
64-QAM	3680.0	1.60	1 / 53	18.88	20.48	0.112	23.00	-2.52	
256-QAM	3570.0	1.60	1 / 53	15.97	17.57	0.057	23.00	-5.43	

Table 7-8. EIRP Data (NR Band n48)

FCC ID: BCGA2899	 PART 96 MEASUREMENT REPORT	Approved by: Technical Manager
Test Report S/N: 1C23311270066-15-R1.BCG	Test Dates: 10/01/2023-03/20/2024	EUT Type: Tablet Device
		Page 207 of 237

Power State	Band	Bandwidth (PCC + SCC)	PCC				SCC				ULCA Conducted Power [dBm]	Ant. Gain [dBi]	EIRP [dBm/10MHz]	EIRP [Watts/10MHz]	EIRP Limit [dBm/10MHz]	Margin [dB]				
			Modulation	UL Channel	UL Frequency [MHz]	UL # RB	UL RB Offset	Modulation	UL Channel	UL Frequency [MHz]							UL # RB	UL RB Offset		
Max	LTE B48	20MHz + 5MHz	QPSK	55340	3560.0	1	99	QPSK	55457	3571.7	1	0	20.70	1.60	22.30	0.170	23.00	-0.70		
				55990	3625.0	1	99		56107	3636.7	1	0	20.60	1.60	22.20	0.166	23.00	-0.80		
				56640	3690.0	1	0		56253	3678.3	1	24	20.54	1.60	22.14	0.164	23.00	-0.86		
				55340	3560	100	0		55457	3571.7	25	0	19.50	1.60	21.10	0.129	23.00	-1.90		
			16-QAM	55340	3560	100	0	16-QAM	55457	3571.7	25	0	18.80	1.60	20.40	0.110	23.00	-2.60		
			64-QAM	55340	3560	100	0	64-QAM	55457	3571.7	25	0	18.76	1.60	20.36	0.109	23.00	-2.64		
			256-QAM	55340	3560	100	0	256-QAM	55457	3571.7	25	0	16.14	1.60	17.74	0.059	23.00	-5.26		
			55340	3560.0	1	99	55484	3574.4	1	0	20.54	1.60	22.14	0.164	23.00	-0.86				
Max	LTE B48	20MHz + 10MHz	QPSK	55990	3625.0	1	99	QPSK	56134	3639.4	1	0	20.63	1.60	22.23	0.167	23.00	-0.77		
				56640	3690.0	1	0		56496	3675.6	1	49	20.43	1.60	22.03	0.160	23.00	-0.97		
				55990	3625	100	0		56134	3639.4	50	0	19.45	1.60	21.05	0.127	23.00	-1.95		
				16-QAM	55990	3625	100		0	16-QAM	56134	3639.4	50	0	18.67	1.60	20.27	0.106	23.00	-2.73
			64-QAM	55990	3625	100	0	64-QAM	56134	3639.4	50	0	18.55	1.60	20.15	0.104	23.00	-2.85		
			256-QAM	55990	3625	100	0	256-QAM	56134	3639.4	50	0	16.22	1.60	17.82	0.061	23.00	-5.18		
			55340	3560.0	1	99	55511	3577.1	1	0	20.54	1.60	22.14	0.164	23.00	-0.86				
			55990	3625.0	1	99	56161	3642.1	1	0	20.79	1.60	22.39	0.173	23.00	-0.61				
Max	LTE B48	20MHz + 15MHz	QPSK	56640	3690.0	1	0	QPSK	56469	3672.9	1	74	20.63	1.60	22.43	0.175	23.00	-0.57		
				55990	3625	100	0		56469	3672.9	75	0	19.56	1.60	21.16	0.131	23.00	-1.84		
				16-QAM	56640	3690	100		0	16-QAM	56469	3672.9	75	0	18.77	1.60	20.37	0.109	23.00	-2.63
				64-QAM	56640	3690	100		0	64-QAM	56469	3672.9	75	0	18.81	1.60	20.41	0.110	23.00	-2.59
			256-QAM	56640	3690	100	0	256-QAM	56469	3672.9	75	0	16.56	1.60	18.16	0.065	23.00	-4.84		
			55340	3560.0	1	99	55538	3579.8	1	0	20.88	1.60	22.48	0.177	23.00	-0.52				
			55990	3625.0	1	99	56188	3644.8	1	0	20.56	1.60	22.16	0.164	23.00	-0.84				
			56640	3690.0	1	0	56442	3670.2	1	99	20.77	1.60	22.37	0.173	23.00	-0.63				
Max	LTE B48	20MHz + 20MHz	QPSK	55340	3560	100	0	QPSK	55538	3579.8	100	0	19.57	1.60	21.17	0.131	23.00	-1.83		
				16-QAM	55340	3560	100		0	16-QAM	55538	3579.8	100	0	18.49	1.60	20.09	0.102	23.00	-2.91
				64-QAM	55340	3560	100		0	64-QAM	55538	3579.8	100	0	18.50	1.60	20.10	0.102	23.00	-2.90
				256-QAM	55340	3560	100		0	256-QAM	55538	3579.8	100	0	16.39	1.60	17.99	0.063	23.00	-5.01


Table 7-9. EIRP Data (ULCA Band 48)

FCC ID: BCGA2899	 PART 96 MEASUREMENT REPORT	Approved by: Technical Manager
Test Report S/N: 1C23311270066-15-R1.BCG	Test Dates: 10/01/2023-03/20/2024	EUT Type: Tablet Device
		Page 208 of 237

Antenna 1a – EIRP


Bandwidth	Mod.	Frequency [MHz]	Ant. Gain [dBi]	RB Size/Offset	Conducted Power [dBm]	EIRP [dBm/10MHz]	EIRP [Watts/10MHz]	EIRP Limit [dBm/10MHz]	Margin [dB]
5 MHz	QPSK	3552.5	0.10	1 / 12	22.17	22.27	0.169	23.00	-0.73
		3625.0	0.10	1 / 24	22.28	22.38	0.173	23.00	-0.62
		3697.5	0.10	1 / 24	22.32	22.42	0.175	23.00	-0.58
	16-QAM	3552.5	0.10	1 / 24	21.42	21.52	0.142	23.00	-1.48
	64-QAM	3552.5	0.10	1 / 12	20.42	20.52	0.113	23.00	-2.48
256-QAM	3552.5	0.10	1 / 12	17.28	17.38	0.055	23.00	-5.62	
10 MHz	QPSK	3555.0	0.10	1 / 0	22.27	22.37	0.173	23.00	-0.63
		3625.0	0.10	1 / 0	22.40	22.50	0.178	23.00	-0.50
		3695.0	0.10	1 / 49	22.34	22.44	0.175	23.00	-0.56
	16-QAM	3555.0	0.10	1 / 25	21.24	21.34	0.136	23.00	-1.66
	64-QAM	3555.0	0.10	1 / 0	20.09	20.19	0.104	23.00	-2.81
256-QAM	3555.0	0.10	1 / 49	17.32	17.42	0.055	23.00	-5.58	
15 MHz	QPSK	3557.5	0.10	1 / 0	22.33	22.43	0.175	23.00	-0.57
		3625.0	0.10	1 / 0	22.38	22.48	0.177	23.00	-0.52
		3692.5	0.10	1 / 0	22.39	22.49	0.177	23.00	-0.51
	16-QAM	3557.5	0.10	1 / 74	21.40	21.50	0.141	23.00	-1.50
	64-QAM	3557.5	0.10	1 / 37	20.38	20.48	0.112	23.00	-2.52
256-QAM	3557.5	0.10	1 / 37	17.36	17.46	0.056	23.00	-5.54	
20 MHz	QPSK	3560.0	0.10	1 / 50	22.17	22.27	0.169	23.00	-0.73
		3625.0	0.10	1 / 99	22.40	22.50	0.178	23.00	-0.50
		3690.0	0.10	1 / 0	22.33	22.43	0.175	23.00	-0.57
	16-QAM	3560.0	0.10	1 / 99	21.18	21.28	0.134	23.00	-1.72
	64-QAM	3560.0	0.10	1 / 99	20.30	20.40	0.110	23.00	-2.60
256-QAM	3560.0	0.10	1 / 99	17.48	17.58	0.057	23.00	-5.42	

Table 7-10. EIRP Data (LTE Band 48)

FCC ID: BCGA2899	 PART 96 MEASUREMENT REPORT	Approved by: Technical Manager
Test Report S/N: 1C23311270066-15-R1.BCG	Test Dates: 10/01/2023-03/20/2024	EUT Type: Tablet Device
		Page 209 of 237


Bandwidth	Mod.	Frequency [MHz]	Ant. Gain [dBi]	RB Size/Offset	Conducted Power [dBm]	EIRP [dBm/10MHz]	EIRP [Watts/10MHz]	EIRP Limit [dBm/10MHz]	Margin [dB]
10 MHz	π/2 BPSK	3555.0	0.10	1 / 1	22.12	22.22	0.167	23.00	-0.78
		3625.0	0.10	1 / 22	22.40	22.50	0.178	23.00	-0.50
		3695.0	0.10	1 / 22	22.27	22.37	0.173	23.00	-0.63
	QPSK	3555.0	0.10	1 / 1	22.28	22.38	0.173	23.00	-0.62
		3625.0	0.10	1 / 1	22.32	22.42	0.175	23.00	-0.58
		3695.0	0.10	1 / 22	22.24	22.34	0.171	23.00	-0.66
	16-QAM	3695.0	0.10	1 / 12	21.42	21.52	0.142	23.00	-1.48
	64-QAM	3625.0	0.10	1 / 1	20.30	20.40	0.110	23.00	-2.60
256-QAM	3625.0	0.10	1 / 12	17.45	17.55	0.057	23.00	-5.45	
15 MHz	π/2 BPSK	3557.5	0.10	1 / 19	22.33	22.43	0.175	23.00	-0.57
		3625.0	0.10	1 / 36	22.40	22.50	0.178	23.00	-0.50
		3692.5	0.10	1 / 36	22.34	22.44	0.175	23.00	-0.56
	QPSK	3557.5	0.10	1 / 36	22.36	22.46	0.176	23.00	-0.54
		3625.0	0.10	1 / 1	22.12	22.22	0.167	23.00	-0.78
		3692.5	0.10	1 / 36	22.38	22.48	0.177	23.00	-0.52
	16-QAM	3557.5	0.10	1 / 1	21.42	21.52	0.142	23.00	-1.48
	64-QAM	3557.5	0.10	1 / 36	20.42	20.52	0.113	23.00	-2.48
256-QAM	3692.5	0.10	1 / 19	17.34	17.44	0.055	23.00	-5.56	
20 MHz	π/2 BPSK	3560.0	0.10	1 / 1	22.40	22.50	0.178	23.00	-0.50
		3625.0	0.10	1 / 1	22.34	22.44	0.175	23.00	-0.56
		3690.0	0.10	1 / 25	22.34	22.44	0.175	23.00	-0.56
	QPSK	3560.0	0.10	1 / 1	22.37	22.47	0.177	23.00	-0.53
		3625.0	0.10	1 / 25	22.33	22.43	0.175	23.00	-0.57
		3690.0	0.10	1 / 1	22.33	22.43	0.175	23.00	-0.57
	16-QAM	3625.0	0.10	1 / 1	21.39	21.49	0.141	23.00	-1.51
	64-QAM	3560.0	0.10	1 / 1	20.37	20.47	0.111	23.00	-2.53
256-QAM	3560.0	0.10	1 / 25	17.54	17.64	0.058	23.00	-5.36	
30 MHz	π/2 BPSK	3565.0	0.10	1 / 39	22.34	22.44	0.175	23.00	-0.56
		3625.0	0.10	1 / 39	22.32	22.42	0.175	23.00	-0.58
		3685.0	0.10	1 / 39	22.40	22.50	0.178	23.00	-0.50
	QPSK	3565.0	0.10	1 / 39	22.36	22.46	0.176	23.00	-0.54
		3625.0	0.10	1 / 39	22.40	22.50	0.178	23.00	-0.50
		3685.0	0.10	1 / 39	22.39	22.49	0.177	23.00	-0.51
	16-QAM	3685.0	0.10	1 / 39	21.39	21.49	0.141	23.00	-1.51
	64-QAM	3685.0	0.10	1 / 39	20.33	20.43	0.110	23.00	-2.57
256-QAM	3625.0	0.10	1 / 39	17.44	17.54	0.057	23.00	-5.46	
40 MHz	π/2 BPSK	3570.0	0.10	1 / 53	22.40	22.50	0.178	23.00	-0.50
		3625.0	0.10	1 / 53	22.25	22.35	0.172	23.00	-0.65
		3680.0	0.10	1 / 53	22.40	22.50	0.178	23.00	-0.50
	QPSK	3570.0	0.10	1 / 53	22.33	22.43	0.175	23.00	-0.57
		3625.0	0.10	1 / 53	22.15	22.25	0.168	23.00	-0.75
		3680.0	0.10	1 / 53	22.21	22.31	0.170	23.00	-0.69
	16-QAM	3625.0	0.10	1 / 53	21.36	21.46	0.140	23.00	-1.54
	64-QAM	3680.0	0.10	1 / 53	20.40	20.50	0.112	23.00	-2.50
256-QAM	3625.0	0.10	1 / 53	17.42	17.52	0.056	23.00	-5.48	

Table 7-11. EIRP Data (NR Band n48)

FCC ID: BCGA2899	 PART 96 MEASUREMENT REPORT	Approved by: Technical Manager
Test Report S/N: 1C23311270066-15-R1.BCG	Test Dates: 10/01/2023-03/20/2024	EUT Type: Tablet Device
		Page 210 of 237

Power State	Band	Bandwidth (PCC + SCC)	PCC				SCC				ULCA Conducted Power [dBm]	Ant. Gain [dBi]	EIRP [dBm/10MHz]	EIRP [Watts/10MHz]	EIRP Limit [dBm/10MHz]	Margin [dB]				
			Modulation	UL Channel	UL Frequency [MHz]	UL # RB	UL RB Offset	Modulation	UL Channel	UL Frequency [MHz]							UL # RB	UL RB Offset		
Max	LTE B48	20MHz + 5MHz	QPSK	55340	3560.0	1	99	QPSK	55457	3571.7	1	0	22.16	0.10	22.26	0.188	23.00	-0.74		
				55990	3625.0	1	99		56107	3636.7	1	0	22.27	0.10	22.37	0.173	23.00	-0.63		
				56640	3690.0	1	0		56263	3678.3	1	24	22.25	0.10	22.35	0.172	23.00	-0.65		
				55990	3625	100	0		56107	3636.7	25	0	21.09	0.10	21.19	0.132	23.00	-1.81		
			16-QAM	55990	3625	100	0	16-QAM	56107	3636.7	25	0	20.39	0.10	20.49	0.112	23.00	-2.51		
			64-QAM	55990	3625	100	0	64-QAM	56107	3636.7	25	0	20.42	0.10	20.52	0.113	23.00	-2.48		
			256-QAM	55990	3625	100	0	256-QAM	56107	3636.7	25	0	17.21	0.10	17.31	0.054	23.00	-5.69		
			55340	3560.0	1	99	55484	3574.4	1	0	22.27	0.10	22.37	0.173	23.00	-0.63				
Max	LTE B48	20MHz + 10MHz	QPSK	55990	3625.0	1	99	QPSK	56134	3638.4	1	0	22.21	0.10	22.31	0.170	23.00	-0.69		
				56640	3690.0	1	0		56496	3675.6	1	49	22.31	0.10	22.41	0.174	23.00	-0.59		
				56640	3690	100	0		56496	3675.6	50	0	21.11	0.10	21.21	0.132	23.00	-1.79		
				16-QAM	56640	3690	100		0	16-QAM	56496	3675.6	50	0	20.26	0.10	20.36	0.109	23.00	-2.64
			64-QAM	56640	3690	100	0	64-QAM	56496	3675.6	50	0	20.17	0.10	20.27	0.106	23.00	-2.73		
			256-QAM	56640	3690	100	0	256-QAM	56496	3675.6	50	0	17.33	0.10	17.43	0.055	23.00	-5.57		
			55340	3560.0	1	99	55511	3577.1	1	0	22.38	0.10	22.48	0.177	23.00	-0.52				
			55990	3625.0	1	99	56161	3642.1	1	0	22.04	0.10	22.14	0.164	23.00	-0.86				
Max	LTE B48	20MHz + 15MHz	QPSK	56640	3690.0	1	0	QPSK	56469	3672.9	1	74	22.25	0.10	22.35	0.172	23.00	-0.65		
				55340	3560	100	0		55511	3577.1	75	0	21.08	0.10	21.18	0.131	23.00	-1.82		
				16-QAM	55340	3560	100		0	16-QAM	55511	3577.1	75	0	20.15	0.10	20.25	0.106	23.00	-2.75
				64-QAM	55340	3560	100		0	64-QAM	55511	3577.1	75	0	19.96	0.10	20.06	0.101	23.00	-2.94
			256-QAM	55340	3560	100	0	256-QAM	55511	3577.1	75	0	17.42	0.10	17.52	0.056	23.00	-5.48		
			55340	3560.0	1	99	55538	3579.8	1	0	22.11	0.10	22.21	0.166	23.00	-0.79				
			55990	3625.0	1	99	56188	3644.8	1	0	22.11	0.10	22.21	0.166	23.00	-0.79				
			56640	3690.0	1	0	56442	3670.2	1	99	22.06	0.10	22.16	0.164	23.00	-0.84				
Max	LTE B48	20MHz + 20MHz	QPSK	55340	3560	100	0	QPSK	55538	3579.8	100	0	21.13	0.10	21.23	0.133	23.00	-1.77		
				16-QAM	55340	3560	100		0	16-QAM	55538	3579.8	100	0	20.03	0.10	20.13	0.103	23.00	-2.67
				64-QAM	55340	3560	100		0	64-QAM	55538	3579.8	100	0	20.22	0.10	20.32	0.108	23.00	-2.68
				256-QAM	55340	3560	100		0	256-QAM	55538	3579.8	100	0	17.45	0.10	17.55	0.057	23.00	-5.45

Table 7-12. EIRP Data (ULCA Band 48)

FCC ID: BCGA2899	 PART 96 MEASUREMENT REPORT	Approved by: Technical Manager
Test Report S/N: 1C23311270066-15-R1.BCG	Test Dates: 10/01/2023-03/20/2024	EUT Type: Tablet Device
		Page 211 of 237

7.7 Radiated Spurious Emissions

§2.1053 §96.41(e)

Test Overview

Radiated spurious emissions measurements are performed using the field strength conversion method described in KDB 971168 with the EUT transmitting into an integral antenna. Measurements on signals operating below 1GHz are performed using horizontally and vertically polarized broadband hybrid antennas. Measurements on signals operating above 1GHz are performed using vertically and horizontally polarized broadband horn antennas. All measurements are performed while the EUT is operating at maximum power and at the appropriate frequencies.

Test Procedures Used


KDB 971168 D01 v03r01 – Section 5.8

ANSI C63.26-2015

TIA-603-E-2016 – Section 2.2.12

Test Settings

1. RBW = 100kHz for emissions below 1GHz and 1MHz for emissions above 1GHz
2. VBW \geq 3 x RBW
3. Span = 1.5 times the OBW
4. No. of sweep points \geq 2 x span / RBW
5. Detector = RMS
6. Trace mode = Max Hold (In cases where the level is within 2dB of the limit, the final measurement is taken using triggering/gating and trace averaging.)
7. The trace was allowed to stabilize

FCC ID: BCGA2899	 PART 96 MEASUREMENT REPORT		Approved by: Technical Manager
Test Report S/N: 1C23311270066-15-R1.BCG	Test Dates: 10/01/2023-03/20/2024	EUT Type: Tablet Device	Page 212 of 237

V2.2 09/07/2023

Test Setup

The EUT and measurement equipment were set up as shown in the diagram below.

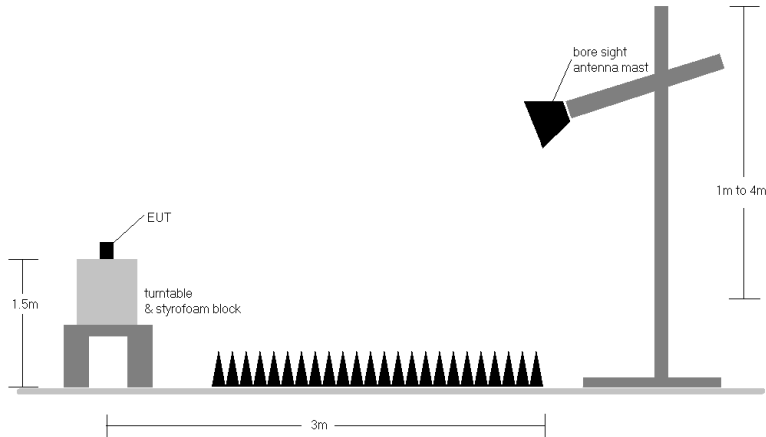



Figure 7-6. Test Instrument & Measurement Setup

Test Notes

1. Field strengths are calculated using the Measurement quantity conversions in KDB 971168 Section 5.8.4.
 - a. $E(\text{dB}\mu\text{V}/\text{m}) = \text{Measured amplitude level (dBm)} + 107 + \text{Cable Loss (dB)} + \text{Antenna Factor (dB/m)}$
 - b. $\text{EIRP (dBm)} = E(\text{dB}\mu\text{V}/\text{m}) + 20\log D - 104.8$; where D is the measurement distance in meters.
2. The EUT was tested in three orthogonal planes and in all possible test configurations and positioning. The worst case emissions are reported with the EUT positioning, modulations, RB sizes and offsets, and channel bandwidth configurations shown in the tables below. 1RB config was found and reported as a worst case RB size.
3. This unit was tested with its standard battery.
4. The spectrum is measured from 9kHz to the 10th harmonic of the fundamental frequency of the transmitter. The worst-case emissions are reported.
5. Emissions below 18GHz were measured at a 3 meter test distance while emissions above 18GHz were measured at a 1 meter test distance with the application of a distance correction factor.
6. The "-" shown in the following RSE tables are used to denote a noise floor measurement.
7. Emissions below 18GHz were measured at a 3 meter test distance while emissions above 18GHz were measured at a 1 meter test distance with the application of a distance correction factor.
8. For pre-scans 1-18GHz, the RBW is set to 1MHz and VBW to 30kHz. For final measurements above 1GHz, the RBW is set to 1MHz and VBW to 3MHz when measuring with an RMS detector and max hold trace.
9. Uplink carrier aggregation intra-band radiated spurious emissions measurements were evaluated for the two contiguous channels using various combinations of RB size, RB offset, modulation, and channel bandwidth. The worst case (highest) emissions were found while operating with QPSK modulation with both carriers set to transmit using 1RB.

FCC ID: BCGA2899	 PART 96 MEASUREMENT REPORT	Approved by: Technical Manager
Test Report S/N: 1C23311270066-15-R1.BCG	Test Dates: 10/01/2023-03/20/2024	EUT Type: Tablet Device
		Page 213 of 237

V2.2 09/07/2023

7.7.1 Antenna 3b Radiated Spurious Emissions Measurements

LTE Band 48

Bandwidth (MHz):	20
Frequency (MHz):	3560.0
Modulation Signal:	QPSK
RB Config (Size / Offset):	1 / 50

Frequency [MHz]	Ant. Pol. [H/V]	Antenna Height [cm]	Turntable Azimuth [degree]	Analyzer Level [dBm]	AFCL [dB/m]	Field Strength [dB μ V/m]	EIRP Spurious Emission Level [dBm/MHz]	Limit [dBm/MHz]	Margin [dB]
7120.0	V	-	-	-79.76	8.73	35.97	-59.28	-40.00	-19.28
10680.0	V	-	-	-81.00	10.88	36.88	-58.38	-40.00	-18.38
14240.0	V	-	-	-81.60	14.33	39.74	-55.52	-40.00	-15.52

Table 7-13. Radiated Spurious Data (LTE Band 48 – Low Channel)

Bandwidth (MHz):	20
Frequency (MHz):	3625.0
Modulation Signal:	QPSK
RB Config (Size / Offset):	1 / 50


Frequency [MHz]	Ant. Pol. [H/V]	Antenna Height [cm]	Turntable Azimuth [degree]	Analyzer Level [dBm]	AFCL [dB/m]	Field Strength [dB μ V/m]	EIRP Spurious Emission Level [dBm/MHz]	Limit [dBm/MHz]	Margin [dB]
7250.0	V	-	-	-79.73	8.32	35.59	-59.67	-40.00	-19.67
10875.0	V	-	-	-80.57	11.57	38.00	-57.26	-40.00	-17.26
14500.0	V	-	-	-81.53	16.15	41.62	-53.64	-40.00	-13.64

Table 7-14. Radiated Spurious Data (LTE Band 48 – Mid Channel)

Bandwidth (MHz):	20
Frequency (MHz):	3690.0
Modulation Signal:	QPSK
RB Config (Size / Offset):	1 / 50

Frequency [MHz]	Ant. Pol. [H/V]	Antenna Height [cm]	Turntable Azimuth [degree]	Analyzer Level [dBm]	AFCL [dB/m]	Field Strength [dB μ V/m]	EIRP Spurious Emission Level [dBm/MHz]	Limit [dBm/MHz]	Margin [dB]
7380.0	V	-	-	-79.69	8.50	35.81	-59.45	-40.00	-19.45
11070.0	V	-	-	-80.79	11.39	37.59	-57.66	-40.00	-17.66
14760.0	V	-	-	-81.36	15.89	41.53	-53.73	-40.00	-13.73

Table 7-15. Radiated Spurious Data (LTE Band 48 – High Channel)

FCC ID: BCGA2899	 PART 96 MEASUREMENT REPORT	Approved by: Technical Manager
Test Report S/N: 1C23311270066-15-R1.BCG	Test Dates: 10/01/2023-03/20/2024	EUT Type: Tablet Device
		Page 214 of 237

V2.2 09/07/2023

ULCA Band 48

PCC Bandwidth (MHz):	20
PCC Frequency (MHz):	3560.0
PCC RB / Offset:	1/ 99
SCC Bandwidth (MHz):	20
SCC Frequency (MHz):	3579.8
SCC RB / Offset:	1/ 0
Modulation Signal:	QPSK

Frequency [MHz]	Ant. Pol. [H/V]	Antenna Height [cm]	Turntable Azimuth [degree]	Analyzer Level [dBm]	AFCL [dB/m]	Field Strength [dBµV/m]	EIRP Spurious Emission Level [dBm/MHz]	Limit [dBm/MHz]	Margin [dB]
7120.0	V	-	-	-78.15	5.58	34.43	-60.83	-40.00	-20.83
10680.0	V	-	-	-78.36	8.03	36.67	-58.59	-40.00	-18.59
14240.0	V	-	-	-79.82	11.77	38.95	-56.31	-40.00	-16.31

Table 7-16. Radiated Spurious Data (ULCA Band 48– Low Channel)

PCC Bandwidth (MHz):	20
PCC Frequency (MHz):	3625.0
PCC RB / Offset:	1/ 99
SCC Bandwidth (MHz):	20
SCC Frequency (MHz):	3644.8
SCC RB / Offset:	1/ 0
Modulation Signal:	QPSK


Frequency [MHz]	Ant. Pol. [H/V]	Antenna Height [cm]	Turntable Azimuth [degree]	Analyzer Level [dBm]	AFCL [dB/m]	Field Strength [dBµV/m]	EIRP Spurious Emission Level [dBm/MHz]	Limit [dBm/MHz]	Margin [dB]
7250.0	V	-	-	-78.19	5.44	34.25	-61.01	-40.00	-21.01
10875.0	V	-	-	-78.64	8.40	36.77	-58.49	-40.00	-18.49
14500.0	V	-	-	-79.35	12.21	39.85	-55.40	-40.00	-15.40

Table 7-17. Radiated Spurious Data (ULCA Band 48– Mid Channel)

PCC Bandwidth (MHz):	20
PCC Frequency (MHz):	3690.0
PCC RB / Offset:	1/ 99
SCC Bandwidth (MHz):	20
SCC Frequency (MHz):	3670.2
SCC RB / Offset:	1/ 0
Modulation Signal:	QPSK

Frequency [MHz]	Ant. Pol. [H/V]	Antenna Height [cm]	Turntable Azimuth [degree]	Analyzer Level [dBm]	AFCL [dB/m]	Field Strength [dBµV/m]	EIRP Spurious Emission Level [dBm/MHz]	Limit [dBm/MHz]	Margin [dB]
7380.0	V	-	-	-77.86	5.23	34.37	-60.89	-40.00	-20.89
11070.0	V	-	-	-78.79	8.30	36.51	-58.75	-40.00	-18.75
14760.0	V	-	-	-80.00	12.87	39.87	-55.39	-40.00	-15.39

Table 7-18. Radiated Spurious Data (ULCA Band 48– High Channel)

FCC ID: BCGA2899	 PART 96 MEASUREMENT REPORT	Approved by: Technical Manager
Test Report S/N: 1C23311270066-15-R1.BCG	Test Dates: 10/01/2023-03/20/2024	EUT Type: Tablet Device
		Page 215 of 237

V2.2 09/07/2023

NR Band n48

Bandwidth (MHz):	40
Frequency (MHz):	3570.0
Modulation Signal:	QPSK
RB Config (Size / Offset):	1 / 53

Frequency [MHz]	Ant. Pol. [H/V]	Antenna Height [cm]	Turntable Azimuth [degree]	Analyzer Level [dBm]	AFCL [dB/m]	Field Strength [dB μ V/m]	EIRP Spurious Emission Level [dBm/MHz]	Limit [dBm/MHz]	Margin [dB]
7120.0	V	-	-	-79.79	8.74	35.94	-59.31	-40.00	-19.31
10680.0	V	-	-	-80.59	10.73	37.14	-58.12	-40.00	-18.12
14240.0	V	-	-	-81.39	14.47	40.08	-55.18	-40.00	-15.18

Table 7-19. Radiated Spurious Data (NR Band n48 – Low Channel)

Bandwidth (MHz):	40
Frequency (MHz):	3625.0
Modulation Signal:	QPSK
RB Config (Size / Offset):	1 / 53


Frequency [MHz]	Ant. Pol. [H/V]	Antenna Height [cm]	Turntable Azimuth [degree]	Analyzer Level [dBm]	AFCL [dB/m]	Field Strength [dB μ V/m]	EIRP Spurious Emission Level [dBm/MHz]	Limit [dBm/MHz]	Margin [dB]
7250.0	V	-	-	-79.72	8.32	35.59	-59.66	-40.00	-19.66
10875.0	V	-	-	-80.68	11.65	37.97	-57.29	-40.00	-17.29
14500.0	V	-	-	-81.41	16.15	41.75	-53.51	-40.00	-13.51

Table 7-20. Radiated Spurious Data (NR Band n48 – Mid Channel)

Bandwidth (MHz):	40
Frequency (MHz):	3680.0
Modulation Signal:	QPSK
RB Config (Size / Offset):	1 / 53

Frequency [MHz]	Ant. Pol. [H/V]	Antenna Height [cm]	Turntable Azimuth [degree]	Analyzer Level [dBm]	AFCL [dB/m]	Field Strength [dB μ V/m]	EIRP Spurious Emission Level [dBm/MHz]	Limit [dBm/MHz]	Margin [dB]
7380.0	V	-	-	-79.55	8.59	36.03	-59.22	-40.00	-19.22
11070.0	V	-	-	-80.79	11.73	37.94	-57.32	-40.00	-17.32
14760.0	V	-	-	-81.10	15.68	41.58	-53.68	-40.00	-13.68

Table 7-21. Radiated Spurious Data (NR Band n48 – High Channel)

FCC ID: BCGA2899	 PART 96 MEASUREMENT REPORT	Approved by: Technical Manager
Test Report S/N: 1C23311270066-15-R1.BCG	Test Dates: 10/01/2023-03/20/2024	EUT Type: Tablet Device
		Page 216 of 237

V2.2 09/07/2023

7.7.2 Antenna 2a Radiated Spurious Emissions Measurements

LTE Band 48

Bandwidth (MHz):	20
Frequency (MHz):	3560.0
Modulation Signal:	QPSK
RB Config (Size / Offset):	1 / 50

Frequency [MHz]	Ant. Pol. [H/V]	Antenna Height [cm]	Turntable Azimuth [degree]	Analyzer Level [dBm]	AFCL [dB/m]	Field Strength [dB μ V/m]	EIRP Spurious Emission Level [dBm/MHz]	Limit [dBm/MHz]	Margin [dB]
7120.0	V	-	-	-79.75	8.73	35.97	-59.28	-40.00	-19.28
10680.0	V	-	-	-80.86	10.88	37.02	-58.24	-40.00	-18.24
14240.0	V	-	-	-81.57	14.33	39.77	-55.49	-40.00	-15.49

Table 7-22. Radiated Spurious Data (LTE Band 48 – Low Channel)

Bandwidth (MHz):	20
Frequency (MHz):	3625.0
Modulation Signal:	QPSK
RB Config (Size / Offset):	1 / 50


Frequency [MHz]	Ant. Pol. [H/V]	Antenna Height [cm]	Turntable Azimuth [degree]	Analyzer Level [dBm]	AFCL [dB/m]	Field Strength [dB μ V/m]	EIRP Spurious Emission Level [dBm/MHz]	Limit [dBm/MHz]	Margin [dB]
7250.0	V	-	-	-80.02	8.32	35.29	-59.96	-40.00	-19.96
10875.0	V	-	-	-80.96	11.65	37.69	-57.57	-40.00	-17.57
14500.0	V	-	-	-81.63	16.15	41.52	-53.73	-40.00	-13.73

Table 7-23. Radiated Spurious Data (LTE Band 48 – Mid Channel)

Bandwidth (MHz):	20
Frequency (MHz):	3690.0
Modulation Signal:	QPSK
RB Config (Size / Offset):	1 / 50

Frequency [MHz]	Ant. Pol. [H/V]	Antenna Height [cm]	Turntable Azimuth [degree]	Analyzer Level [dBm]	AFCL [dB/m]	Field Strength [dB μ V/m]	EIRP Spurious Emission Level [dBm/MHz]	Limit [dBm/MHz]	Margin [dB]
7380.0	V	-	-	-79.85	8.50	35.65	-59.61	-40.00	-19.61
11070.0	V	-	-	-80.67	11.39	37.72	-57.54	-40.00	-17.54
14760.0	V	-	-	-81.40	15.89	41.49	-53.77	-40.00	-13.77

Table 7-24. Radiated Spurious Data (LTE Band 48 – High Channel)

FCC ID: BCGA2899	 PART 96 MEASUREMENT REPORT	Approved by: Technical Manager
Test Report S/N: 1C23311270066-15-R1.BCG	Test Dates: 10/01/2023-03/20/2024	EUT Type: Tablet Device
		Page 217 of 237

ULCA Band 48

PCC Bandwidth (MHz):	20
PCC Frequency (MHz):	3560.0
PCC RB / Offset:	1/ 99
SCC Bandwidth (MHz):	20
SCC Frequency (MHz):	3579.8
SCC RB / Offset:	1/ 0
Modulation Signal:	QPSK

Frequency [MHz]	Ant. Pol. [H/V]	Antenna Height [cm]	Turntable Azimuth [degree]	Analyzer Level [dBm]	AFCL [dB/m]	Field Strength [dBμV/m]	EIRP Spurious Emission Level [dBm/MHz]	Limit [dBm/MHz]	Margin [dB]
7120.0	V	-	-	-78.18	5.58	34.40	-60.86	-40.00	-20.86
10680.0	V	-	-	-78.43	8.03	36.60	-58.66	-40.00	-18.66
14240.0	V	-	-	-79.86	11.97	39.11	-56.14	-40.00	-16.14

Table 7-25. Radiated Spurious Data (ULCA Band 48– Low Channel)

PCC Bandwidth (MHz):	20
PCC Frequency (MHz):	3625.0
PCC RB / Offset:	1/ 99
SCC Bandwidth (MHz):	20
SCC Frequency (MHz):	3644.8
SCC RB / Offset:	1/ 0
Modulation Signal:	QPSK


Frequency [MHz]	Ant. Pol. [H/V]	Antenna Height [cm]	Turntable Azimuth [degree]	Analyzer Level [dBm]	AFCL [dB/m]	Field Strength [dBμV/m]	EIRP Spurious Emission Level [dBm/MHz]	Limit [dBm/MHz]	Margin [dB]
7250.0	V	-	-	-78.06	5.41	34.35	-60.91	-40.00	-20.91
10875.0	V	-	-	-78.20	8.45	37.26	-58.00	-40.00	-18.00
14500.0	V	-	-	-79.80	12.21	39.41	-55.85	-40.00	-15.85

Table 7-26. Radiated Spurious Data (ULCA Band 48– Mid Channel)

PCC Bandwidth (MHz):	20
PCC Frequency (MHz):	3690.0
PCC RB / Offset:	1/ 99
SCC Bandwidth (MHz):	20
SCC Frequency (MHz):	3670.2
SCC RB / Offset:	1/ 0
Modulation Signal:	QPSK

Frequency [MHz]	Ant. Pol. [H/V]	Antenna Height [cm]	Turntable Azimuth [degree]	Analyzer Level [dBm]	AFCL [dB/m]	Field Strength [dBμV/m]	EIRP Spurious Emission Level [dBm/MHz]	Limit [dBm/MHz]	Margin [dB]
7380.0	V	-	-	-76.52	5.23	35.71	-59.54	-40.00	-19.54
11070.0	V	-	-	-78.04	8.30	37.26	-58.00	-40.00	-18.00
14760.0	V	-	-	-80.46	12.87	39.41	-55.85	-40.00	-15.85

Table 7-27. Radiated Spurious Data (ULCA Band 48– High Channel)

FCC ID: BCGA2899	 PART 96 MEASUREMENT REPORT	Approved by: Technical Manager
Test Report S/N: 1C23311270066-15-R1.BCG	Test Dates: 10/01/2023-03/20/2024	EUT Type: Tablet Device
		Page 218 of 237

V2.2 09/07/2023

NR Band n48

Bandwidth (MHz):	40
Frequency (MHz):	3570.0
Modulation Signal:	QPSK
RB Config (Size / Offset):	1 / 53

Frequency [MHz]	Ant. Pol. [H/V]	Antenna Height [cm]	Turntable Azimuth [degree]	Analyzer Level [dBm]	AFCL [dB/m]	Field Strength [dB μ V/m]	EIRP Spurious Emission Level [dBm/MHz]	Limit [dBm/MHz]	Margin [dB]
7120.0	V	-	-	-79.76	8.74	35.98	-59.28	-40.00	-19.28
10680.0	V	-	-	-80.56	10.73	37.17	-58.09	-40.00	-18.09
14240.0	V	-	-	-81.24	14.35	40.11	-55.14	-40.00	-15.14

Table 7-28. Radiated Spurious Data (NR Band n48 – Low Channel)

Bandwidth (MHz):	40
Frequency (MHz):	3625.0
Modulation Signal:	QPSK
RB Config (Size / Offset):	1 / 53


Frequency [MHz]	Ant. Pol. [H/V]	Antenna Height [cm]	Turntable Azimuth [degree]	Analyzer Level [dBm]	AFCL [dB/m]	Field Strength [dB μ V/m]	EIRP Spurious Emission Level [dBm/MHz]	Limit [dBm/MHz]	Margin [dB]
7250.0	V	-	-	-79.69	8.32	35.63	-59.63	-40.00	-19.63
10875.0	V	-	-	-80.55	11.65	38.10	-57.16	-40.00	-17.16
14500.0	V	-	-	-81.53	16.15	41.62	-53.63	-40.00	-13.63

Table 7-29. Radiated Spurious Data (NR Band n48 – Mid Channel)

Bandwidth (MHz):	40
Frequency (MHz):	3680.0
Modulation Signal:	QPSK
RB Config (Size / Offset):	1 / 53

Frequency [MHz]	Ant. Pol. [H/V]	Antenna Height [cm]	Turntable Azimuth [degree]	Analyzer Level [dBm]	AFCL [dB/m]	Field Strength [dB μ V/m]	EIRP Spurious Emission Level [dBm/MHz]	Limit [dBm/MHz]	Margin [dB]
7380.0	V	-	-	-79.52	8.59	36.07	-59.19	-40.00	-19.19
11070.0	V	-	-	-80.79	11.73	37.95	-57.31	-40.00	-17.31
14760.0	V	-	-	-81.24	15.64	41.41	-53.85	-40.00	-13.85

Table 7-30. Radiated Spurious Data (NR Band n48 – High Channel)

FCC ID: BCGA2899	 PART 96 MEASUREMENT REPORT	Approved by: Technical Manager
Test Report S/N: 1C23311270066-15-R1.BCG	Test Dates: 10/01/2023-03/20/2024	EUT Type: Tablet Device
		Page 219 of 237

V2.2 09/07/2023

7.7.3 Antenna 4 Radiated Spurious Emissions Measurements

LTE Band 48

Bandwidth (MHz):	20
Frequency (MHz):	3560.0
Modulation Signal:	QPSK
RB Config (Size / Offset):	1 / 50

Frequency [MHz]	Ant. Pol. [H/V]	Antenna Height [cm]	Turntable Azimuth [degree]	Analyzer Level [dBm]	AFCL [dB/m]	Field Strength [dBμV/m]	EIRP Spurious Emission Level [dBm/MHz]	Limit [dBm/MHz]	Margin [dB]
7120.0	H	-	-	-79.76	8.73	35.97	-59.29	-40.00	-19.29
10680.0	H	-	-	-81.01	10.88	36.87	-58.39	-40.00	-18.39
14240.0	H	-	-	-81.53	14.33	39.81	-55.45	-40.00	-15.45

Table 7-31. Radiated Spurious Data (LTE Band 48 – Low Channel)

Bandwidth (MHz):	20
Frequency (MHz):	3625.0
Modulation Signal:	QPSK
RB Config (Size / Offset):	1 / 50


Frequency [MHz]	Ant. Pol. [H/V]	Antenna Height [cm]	Turntable Azimuth [degree]	Analyzer Level [dBm]	AFCL [dB/m]	Field Strength [dBμV/m]	EIRP Spurious Emission Level [dBm/MHz]	Limit [dBm/MHz]	Margin [dB]
7250.0	H	-	-	-79.74	8.32	35.57	-59.68	-40.00	-19.68
10875.0	H	-	-	-80.84	11.57	37.73	-57.52	-40.00	-17.52
14500.0	H	-	-	-81.45	16.15	41.71	-53.55	-40.00	-13.55

Table 7-32. Radiated Spurious Data (LTE Band 48 – Mid Channel)

Bandwidth (MHz):	20
Frequency (MHz):	3690.0
Modulation Signal:	QPSK
RB Config (Size / Offset):	1 / 50

Frequency [MHz]	Ant. Pol. [H/V]	Antenna Height [cm]	Turntable Azimuth [degree]	Analyzer Level [dBm]	AFCL [dB/m]	Field Strength [dBμV/m]	EIRP Spurious Emission Level [dBm/MHz]	Limit [dBm/MHz]	Margin [dB]
7380.0	H	-	-	-79.79	8.50	35.71	-59.55	-40.00	-19.55
11070.0	H	-	-	-80.67	11.39	37.72	-57.54	-40.00	-17.54
14760.0	H	-	-	-81.47	15.89	41.41	-53.84	-40.00	-13.84

Table 7-33. Radiated Spurious Data (LTE Band 48 – High Channel)

FCC ID: BCGA2899	 PART 96 MEASUREMENT REPORT	Approved by: Technical Manager
Test Report S/N: 1C23311270066-15-R1.BCG	Test Dates: 10/01/2023-03/20/2024	EUT Type: Tablet Device
		Page 220 of 237

V2.2 09/07/2023

ULCA Band 48

PCC Bandwidth (MHz):	20
PCC Frequency (MHz):	3560.0
PCC RB / Offset:	1/ 99
SCC Bandwidth (MHz):	20
SCC Frequency (MHz):	3579.8
SCC RB / Offset:	1/ 0
Modulation Signal:	QPSK

Frequency [MHz]	Ant. Pol. [H/V]	Antenna Height [cm]	Turntable Azimuth [degree]	Analyzer Level [dBm]	AFCL [dB/m]	Field Strength [dB μ V/m]	EIRP Spurious Emission Level [dBm/MHz]	Limit [dBm/MHz]	Margin [dB]
7120.0	H	-	-	-79.03	5.49	33.46	-61.79	-40.00	-21.79
10680.0	H	-	-	-79.22	7.96	35.74	-59.51	-40.00	-19.51
14240.0	H	-	-	-82.22	11.98	36.76	-58.50	-40.00	-18.50

Table 7-34. Radiated Spurious Data (ULCA Band 48– Low Channel)

PCC Bandwidth (MHz):	20
PCC Frequency (MHz):	3625.0
PCC RB / Offset:	1/ 99
SCC Bandwidth (MHz):	20
SCC Frequency (MHz):	3644.8
SCC RB / Offset:	1/ 0
Modulation Signal:	QPSK


Frequency [MHz]	Ant. Pol. [H/V]	Antenna Height [cm]	Turntable Azimuth [degree]	Analyzer Level [dBm]	AFCL [dB/m]	Field Strength [dB μ V/m]	EIRP Spurious Emission Level [dBm/MHz]	Limit [dBm/MHz]	Margin [dB]
7250.0	H	-	-	-81.96	8.52	33.56	-61.70	-40.00	-21.70
10875.0	H	-	-	-83.46	11.64	35.18	-60.08	-40.00	-20.08
14500.0	H	-	-	-84.96	16.19	38.23	-57.03	-40.00	-17.03

Table 7-35. Radiated Spurious Data (ULCA Band 48– Mid Channel)

PCC Bandwidth (MHz):	20
PCC Frequency (MHz):	3690.0
PCC RB / Offset:	1/ 99
SCC Bandwidth (MHz):	20
SCC Frequency (MHz):	3670.2
SCC RB / Offset:	1/ 0
Modulation Signal:	QPSK

Frequency [MHz]	Ant. Pol. [H/V]	Antenna Height [cm]	Turntable Azimuth [degree]	Analyzer Level [dBm]	AFCL [dB/m]	Field Strength [dB μ V/m]	EIRP Spurious Emission Level [dBm/MHz]	Limit [dBm/MHz]	Margin [dB]
7380.0	H	-	-	-81.82	8.63	33.81	-61.45	-40.00	-21.45
11070.0	H	-	-	-83.57	11.49	34.92	-60.34	-40.00	-20.34
14760.0	H	-	-	-84.94	15.61	37.67	-57.58	-40.00	-17.58

Table 7-36. Radiated Spurious Data (ULCA Band 48– High Channel)

FCC ID: BCGA2899	 PART 96 MEASUREMENT REPORT	Approved by: Technical Manager
Test Report S/N: 1C23311270066-15-R1.BCG	Test Dates: 10/01/2023-03/20/2024	EUT Type: Tablet Device
		Page 221 of 237

V2.2 09/07/2023

NR Band n48

Bandwidth (MHz):	40
Frequency (MHz):	3570.0
Modulation Signal:	QPSK
RB Config (Size / Offset):	1 / 53

Frequency [MHz]	Ant. Pol. [H/V]	Antenna Height [cm]	Turntable Azimuth [degree]	Analyzer Level [dBm]	AFCL [dB/m]	Field Strength [dB μ V/m]	EIRP Spurious Emission Level [dBm/MHz]	Limit [dBm/MHz]	Margin [dB]
7120.0	V	-	-	-79.85	8.74	35.88	-59.38	-40.00	-19.38
10680.0	V	-	-	-80.54	10.73	37.18	-58.07	-40.00	-18.07
14240.0	V	-	-	-81.66	14.47	39.82	-55.44	-40.00	-15.44

Table 7-37. Radiated Spurious Data (NR Band n48 – Low Channel)

Bandwidth (MHz):	40
Frequency (MHz):	3625.0
Modulation Signal:	QPSK
RB Config (Size / Offset):	1 / 53


Frequency [MHz]	Ant. Pol. [H/V]	Antenna Height [cm]	Turntable Azimuth [degree]	Analyzer Level [dBm]	AFCL [dB/m]	Field Strength [dB μ V/m]	EIRP Spurious Emission Level [dBm/MHz]	Limit [dBm/MHz]	Margin [dB]
7250.0	V	-	-	-79.67	8.32	35.65	-59.61	-40.00	-19.61
10875.0	V	-	-	-80.57	11.57	38.00	-57.26	-40.00	-17.26
14500.0	V	-	-	-81.48	16.15	41.67	-53.59	-40.00	-13.59

Table 7-38. Radiated Spurious Data (NR Band n48 – Mid Channel)

Bandwidth (MHz):	40
Frequency (MHz):	3680.0
Modulation Signal:	QPSK
RB Config (Size / Offset):	1 / 53

Frequency [MHz]	Ant. Pol. [H/V]	Antenna Height [cm]	Turntable Azimuth [degree]	Analyzer Level [dBm]	AFCL [dB/m]	Field Strength [dB μ V/m]	EIRP Spurious Emission Level [dBm/MHz]	Limit [dBm/MHz]	Margin [dB]
7380.0	V	-	-	-79.56	8.59	36.03	-59.23	-40.00	-19.23
11070.0	V	-	-	-80.97	11.73	37.76	-57.50	-40.00	-17.50
14760.0	V	-	-	-81.14	15.64	41.50	-53.76	-40.00	-13.76

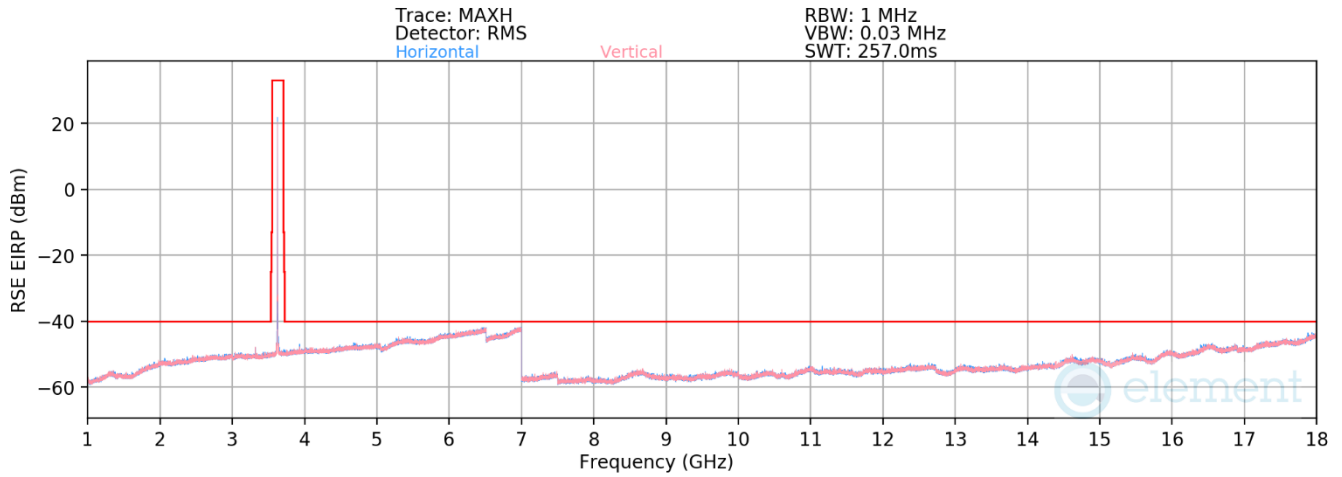
Table 7-39. Radiated Spurious Data (NR Band n48 – High Channel)

FCC ID: BCGA2899	 PART 96 MEASUREMENT REPORT	Approved by: Technical Manager
Test Report S/N: 1C23311270066-15-R1.BCG	Test Dates: 10/01/2023-03/20/2024	EUT Type: Tablet Device
		Page 222 of 237

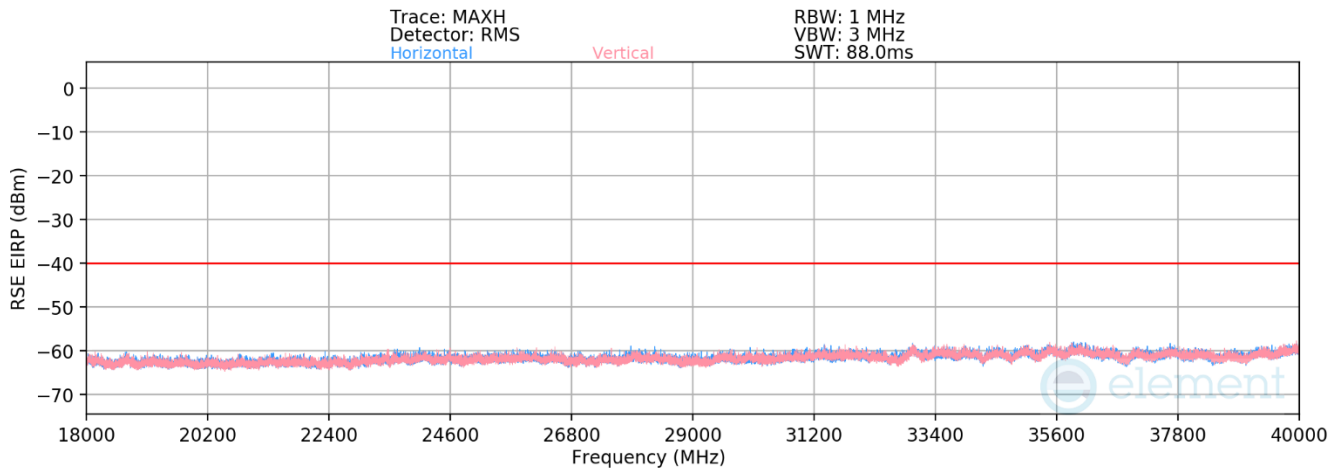
V2.2 09/07/2023

7.7.4 Antenna 1a Radiated Spurious Emissions Measurements


LTE Band 48



Plot 7-356. Radiated Spurious Plot 1 – 18GHz (LTE Band 48)



Plot 7-357. Radiated Spurious Plot 18 – 40GHz (LTE Band 48)

FCC ID: BCGA2899	 PART 96 MEASUREMENT REPORT	Approved by: Technical Manager
Test Report S/N: 1C23311270066-15-R1.BCG	Test Dates: 10/01/2023-03/20/2024	EUT Type: Tablet Device
		Page 223 of 237

V2.2 09/07/2023

Bandwidth (MHz):	20
Frequency (MHz):	3560.0
Modulation Signal:	QPSK
RB Config (Size / Offset):	1 / 50

Frequency [MHz]	Ant. Pol. [H/V]	Antenna Height [cm]	Turntable Azimuth [degree]	Analyzer Level [dBm]	AFCL [dB/m]	Field Strength [dBµV/m]	EIRP Spurious Emission Level [dBm/MHz]	Limit [dBm/MHz]	Margin [dB]
7120.0	V	-	-	-79.70	8.73	36.03	-59.23	-40.00	-19.23
10680.0	V	-	-	-80.77	10.88	37.11	-58.15	-40.00	-18.15
14240.0	V	-	-	-81.67	14.33	39.67	-55.59	-40.00	-15.59

Table 7-40. Radiated Spurious Data (LTE Band 48 – Low Channel)

Bandwidth (MHz):	20
Frequency (MHz):	3625.0
Modulation Signal:	QPSK
RB Config (Size / Offset):	1 / 50


Frequency [MHz]	Ant. Pol. [H/V]	Antenna Height [cm]	Turntable Azimuth [degree]	Analyzer Level [dBm]	AFCL [dB/m]	Field Strength [dBµV/m]	EIRP Spurious Emission Level [dBm/MHz]	Limit [dBm/MHz]	Margin [dB]
7250.0	V	-	-	-79.82	8.32	35.50	-59.76	-40.00	-19.76
10875.0	V	-	-	-80.96	11.65	37.70	-57.56	-40.00	-17.56
14500.0	V	-	-	-81.55	16.15	41.60	-53.65	-40.00	-13.65

Table 7-41. Radiated Spurious Data (LTE Band 48 – Mid Channel)

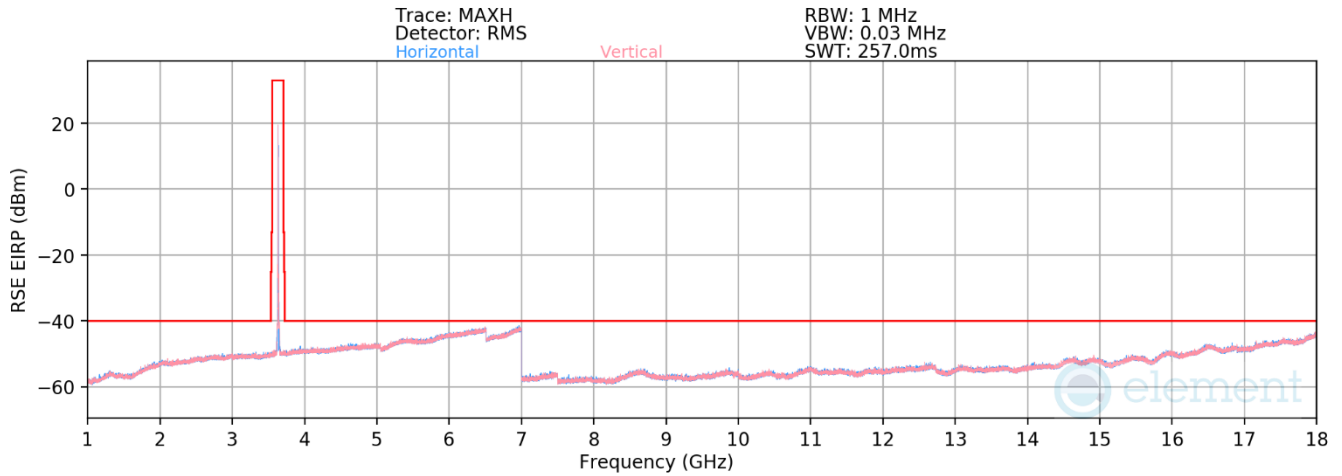
Bandwidth (MHz):	20
Frequency (MHz):	3690.0
Modulation Signal:	QPSK
RB Config (Size / Offset):	1 / 50

Frequency [MHz]	Ant. Pol. [H/V]	Antenna Height [cm]	Turntable Azimuth [degree]	Analyzer Level [dBm]	AFCL [dB/m]	Field Strength [dBµV/m]	EIRP Spurious Emission Level [dBm/MHz]	Limit [dBm/MHz]	Margin [dB]
7380.0	V	-	-	-79.73	8.50	35.77	-59.49	-40.00	-19.49
11070.0	V	-	-	-80.76	11.39	37.63	-57.63	-40.00	-17.63
14760.0	V	-	-	-81.56	15.89	41.33	-53.93	-40.00	-13.93

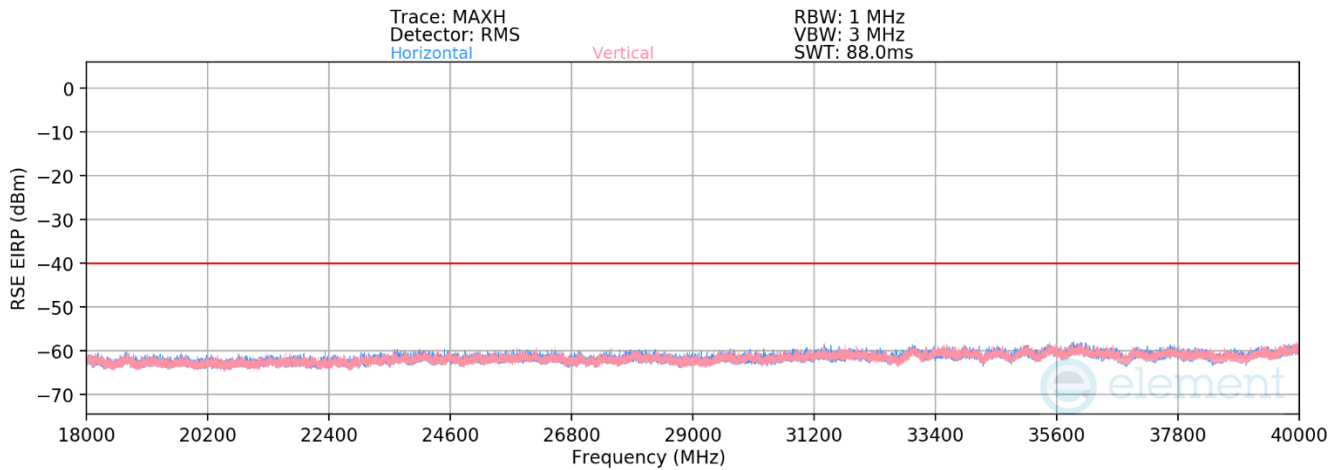
Table 7-42. Radiated Spurious Data (LTE Band 48 – High Channel)

FCC ID: BCGA2899	 PART 96 MEASUREMENT REPORT	Approved by: Technical Manager
Test Report S/N: 1C23311270066-15-R1.BCG	Test Dates: 10/01/2023-03/20/2024	EUT Type: Tablet Device
		Page 224 of 237


ULCA Band 48



Plot 7-358. Radiated Spurious Plot 1 – 18GHz (ULCA Band 48)



Plot 7-359. Radiated Spurious Plot 18 – 40GHz (ULCA Band 48)

FCC ID: BCGA2899	 PART 96 MEASUREMENT REPORT		Approved by: Technical Manager
Test Report S/N: 1C23311270066-15-R1.BCG	Test Dates: 10/01/2023-03/20/2024	EUT Type: Tablet Device	Page 225 of 237

V2.2 09/07/2023

PCC Bandwidth (MHz):	20
PCC Frequency (MHz):	3560.0
PCC RB / Offset:	1/ 99
SCC Bandwidth (MHz):	20
SCC Frequency (MHz):	3579.8
SCC RB / Offset:	1/ 0
Modulation Signal:	QPSK

Frequency [MHz]	Ant. Pol. [H/V]	Antenna Height [cm]	Turntable Azimuth [degree]	Analyzer Level [dBm]	AFCL [dB/m]	Field Strength [dBμV/m]	EIRP Spurious Emission Level [dBm/MHz]	Limit [dBm/MHz]	Margin [dB]
7120.0	V	-	-	-82.24	8.97	33.73	-61.53	-40.00	-21.53
10680.0	V	-	-	-83.28	10.88	34.60	-60.66	-40.00	-20.66
14240.0	V	-	-	-84.92	14.41	36.49	-58.76	-40.00	-18.76

Table 7-43. Radiated Spurious Data (ULCA Band 48– Low Channel)

PCC Bandwidth (MHz):	20
PCC Frequency (MHz):	3625.0
PCC RB / Offset:	1/ 99
SCC Bandwidth (MHz):	20
SCC Frequency (MHz):	3644.8
SCC RB / Offset:	1/ 0
Modulation Signal:	QPSK


Frequency [MHz]	Ant. Pol. [H/V]	Antenna Height [cm]	Turntable Azimuth [degree]	Analyzer Level [dBm]	AFCL [dB/m]	Field Strength [dBμV/m]	EIRP Spurious Emission Level [dBm/MHz]	Limit [dBm/MHz]	Margin [dB]
7250.0	V	-	-	-81.72	8.52	33.80	-61.46	-40.00	-21.46
10875.0	V	-	-	-83.61	11.64	35.03	-60.23	-40.00	-20.23
14500.0	V	-	-	-85.14	16.19	38.05	-57.21	-40.00	-17.21

Table 7-44. Radiated Spurious Data (ULCA Band 48– Mid Channel)

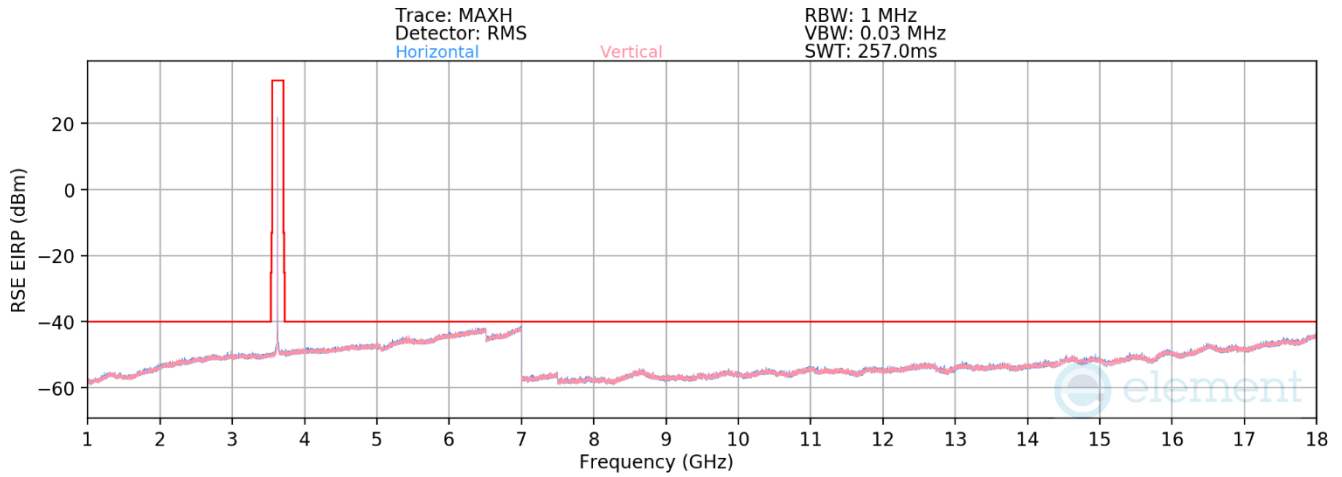
PCC Bandwidth (MHz):	20
PCC Frequency (MHz):	3690.0
PCC RB / Offset:	1/ 99
SCC Bandwidth (MHz):	20
SCC Frequency (MHz):	3670.2
SCC RB / Offset:	1/ 0
Modulation Signal:	QPSK

Frequency [MHz]	Ant. Pol. [H/V]	Antenna Height [cm]	Turntable Azimuth [degree]	Analyzer Level [dBm]	AFCL [dB/m]	Field Strength [dBμV/m]	EIRP Spurious Emission Level [dBm/MHz]	Limit [dBm/MHz]	Margin [dB]
7380.0	V	-	-	-81.70	8.63	33.93	-61.33	-40.00	-21.33
11070.0	V	-	-	-83.38	11.49	35.11	-60.15	-40.00	-20.15
14760.0	V	-	-	-84.92	15.61	37.69	-57.56	-40.00	-17.56

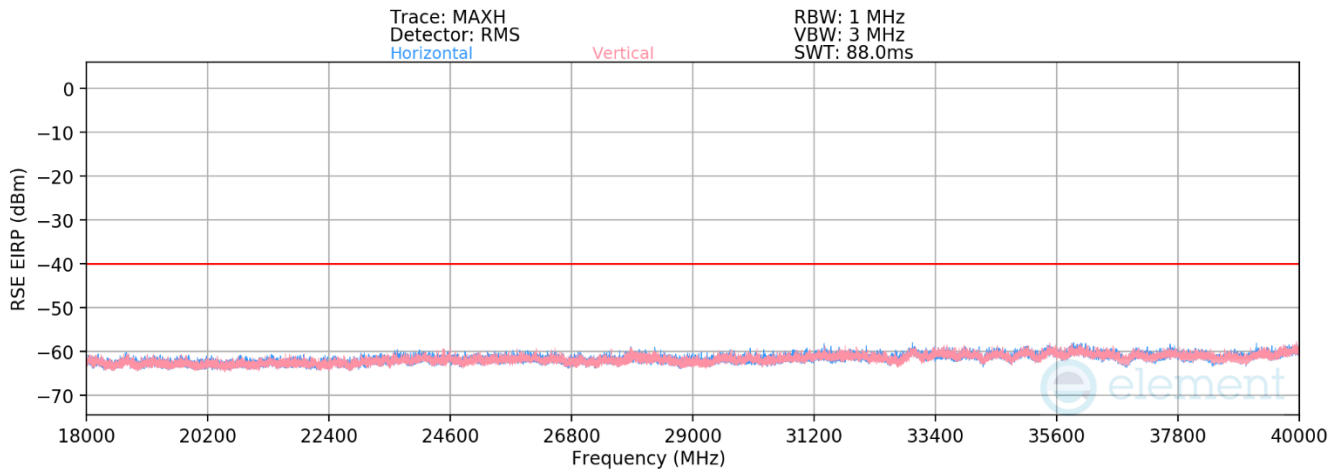
Table 7-45. Radiated Spurious Data (ULCA Band 48– High Channel)

FCC ID: BCGA2899	 PART 96 MEASUREMENT REPORT	Approved by: Technical Manager
Test Report S/N: 1C23311270066-15-R1.BCG	Test Dates: 10/01/2023-03/20/2024	EUT Type: Tablet Device
		Page 226 of 237


NR Band n48



Plot 7-360. Radiated Spurious Plot 1 – 18GHz (NR Band n48)



Plot 7-361. Radiated Spurious Plot 18 – 40GHz (NR Band n48)

FCC ID: BCGA2899	 PART 96 MEASUREMENT REPORT	Approved by: Technical Manager
Test Report S/N: 1C23311270066-15-R1.BCG	Test Dates: 10/01/2023-03/20/2024	EUT Type: Tablet Device
		Page 227 of 237

V2.2 09/07/2023

Bandwidth (MHz):	40
Frequency (MHz):	3570.0
Modulation Signal:	QPSK
RB Config (Size / Offset):	1 / 53

Frequency [MHz]	Ant. Pol. [H/V]	Antenna Height [cm]	Turntable Azimuth [degree]	Analyzer Level [dBm]	AFCL [dB/m]	Field Strength [dBμV/m]	EIRP Spurious Emission Level [dBm/MHz]	Limit [dBm/MHz]	Margin [dB]
7120.0	V	-	-	-79.85	8.74	35.88	-59.37	-40.00	-19.37
10680.0	V	-	-	-80.42	10.73	37.31	-57.95	-40.00	-17.95
14240.0	V	-	-	-81.55	14.47	39.93	-55.33	-40.00	-15.33

Table 7-46. Radiated Spurious Data (NR Band n48 – Low Channel)

Bandwidth (MHz):	40
Frequency (MHz):	3625.0
Modulation Signal:	QPSK
RB Config (Size / Offset):	1 / 53


Frequency [MHz]	Ant. Pol. [H/V]	Antenna Height [cm]	Turntable Azimuth [degree]	Analyzer Level [dBm]	AFCL [dB/m]	Field Strength [dBμV/m]	EIRP Spurious Emission Level [dBm/MHz]	Limit [dBm/MHz]	Margin [dB]
7250.0	V	-	-	-79.63	8.32	35.69	-59.57	-40.00	-19.57
10875.0	V	-	-	-80.64	11.65	38.01	-57.25	-40.00	-17.25
14500.0	V	-	-	-81.52	16.15	41.63	-53.63	-40.00	-13.63

Table 7-47. Radiated Spurious Data (NR Band n48 – Mid Channel)

Bandwidth (MHz):	40
Frequency (MHz):	3680.0
Modulation Signal:	QPSK
RB Config (Size / Offset):	1 / 53

Frequency [MHz]	Ant. Pol. [H/V]	Antenna Height [cm]	Turntable Azimuth [degree]	Analyzer Level [dBm]	AFCL [dB/m]	Field Strength [dBμV/m]	EIRP Spurious Emission Level [dBm/MHz]	Limit [dBm/MHz]	Margin [dB]
7380.0	V	-	-	-79.55	8.59	36.04	-59.22	-40.00	-19.22
11070.0	V	-	-	-80.98	11.73	37.75	-57.51	-40.00	-17.51
14760.0	V	-	-	-81.39	15.68	41.29	-53.97	-40.00	-13.97

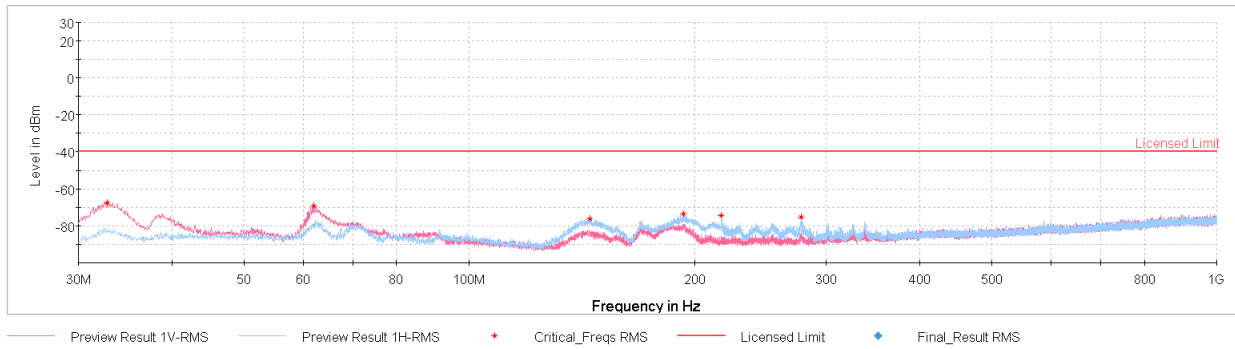
Table 7-48. Radiated Spurious Data (NR Band n48 – High Channel)

FCC ID: BCGA2899	 PART 96 MEASUREMENT REPORT	Approved by: Technical Manager
Test Report S/N: 1C23311270066-15-R1.BCG	Test Dates: 10/01/2023-03/20/2024	EUT Type: Tablet Device
		Page 228 of 237

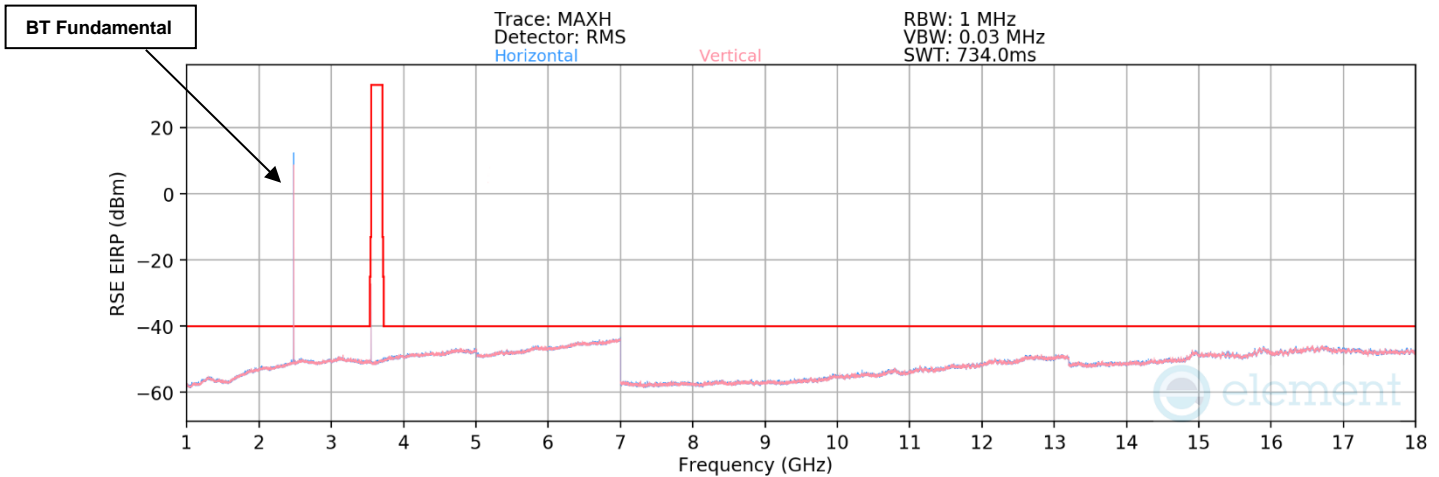
7.7.5 Simultaneous Tx Radiated Spurious Emissions Measurements

Description	FR1 n48	Bluetooth
Antenna	Antenna 1a	Antenna 1a
Channel	637000	78
Operating Frequency (MHz)	3555	2480
Mode/Modulation	QPSK/1RB/40MHz	GFSK ePa

Table 7-49. Worst Case Simultaneous Transmission Configuration



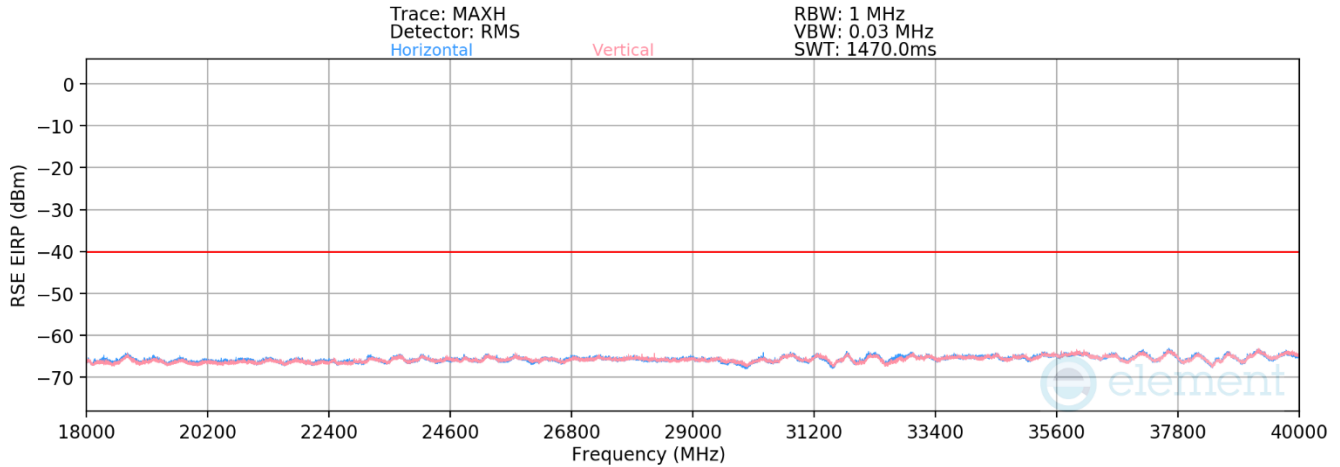
Plot 7-362. Radiated Spurious Emissions - Simultaneous Transmission 30MHz – 1GHz



Plot 7-363. Radiated Spurious Emissions - Simultaneous Transmission 1GHz – 18GHz

FCC ID: BCGA2899	PART 96 MEASUREMENT REPORT	Approved by: Technical Manager
Test Report S/N: 1C23311270066-15-R1.BCG	Test Dates: 10/01/2023-03/20/2024	EUT Type: Tablet Device
		Page 229 of 237

V2.2 09/07/2023




Plot 7-364. Radiated Spurious Emissions - Simultaneous Transmission Above 18GHz

Frequency [MHz]	Detector	Ant. Pol. [H/V]	Antenna Height [cm]	Turntable Azimuth [degree]	Analyzer Level [dBm]	AFCL [dB/m]	Field Strength [dBμV/m]	Limit [dBμV/m]	Margin [dB]
4960.00	Peak	H	-	-	-69.62	17.05	54.43	73.98	-19.55
7440.00	Peak	H	-	-	-70.98	11.50	47.52	73.98	-26.46
12400.00	Peak	H	-	-	-73.20	18.60	52.40	73.98	-21.58

Table 7-50. BT Harmonics Emissions Measurements in Simultaneous Transmission Mode

Frequency [MHz]	Ant. Pol. [H/V]	Antenna Height [cm]	Turntable Azimuth [degree]	Analyzer Level [dBm]	AFCL [dBm]	Field Strength [dBμV/m]	EIRP Spurious Emission Level [dBm/MHz]	Limit [dBm/MHz]	Margin [dB]
7102.00	V	-	-	-81.11	11.61	37.5	-57.73	-40.00	-17.7
10653.00	V	-	-	-82.37	15.16	39.8	-55.44	-40.00	-15.4
14204.00	V	-	-	-83.34	19.74	43.4	-51.83	-40.00	-11.8
17755.00	V	-	-	-84.42	24.41	47.0	-48.24	-40.00	-8.2
1409.00*	V	-	-	-76.91	6.99	37.1	-58.15	-40.00	-18.2
4622.00*	V	-	-	-79.77	16.79	44.0	-51.21	-40.00	-11.2

Table 7-51. FR1-n48 Harmonics and Intermodulation Emissions Measurements in Simultaneous Transmission Mode

FCC ID: BCGA2899	 PART 96 MEASUREMENT REPORT	Approved by: Technical Manager
Test Report S/N: 1C23311270066-15-R1.BCG	Test Dates: 10/01/2023-03/20/2024	EUT Type: Tablet Device
		Page 230 of 237

7.8 Frequency Stability / Temperature Variation

§2.1055

Test Overview and Limit

Frequency stability testing is performed in accordance with the guidelines of ANSI C63.26-2015 and TIA-603-E-2016. The frequency stability of the transmitter is measured by:

- a.) **Temperature:** The temperature is varied from -30°C to +50°C in 10°C increments using an environmental chamber.
- b.) **Primary Supply Voltage:** The primary supply voltage is varied from 85% to 115% of the nominal value for non hand-carried battery and AC powered equipment. For hand-carried, battery-powered equipment, primary supply voltage is reduced to the battery operating end point which shall be specified by the manufacturer.

For Part 96, the frequency stability shall be sufficient to ensure that the fundamental emission stays within the authorized frequency block.

Test Procedure Used

ANSI C63.26-2015

TIA-603-E-2016

Test Settings

1. The carrier frequency of the transmitter is measured at room temperature (20°C to provide a reference).
2. The equipment is turned on in a “standby” condition for fifteen minutes before applying power to the transmitter. Measurement of the carrier frequency of the transmitter is made within one minute after applying power to the transmitter.
3. Frequency measurements are made at 10°C intervals ranging from -30°C to +50°C. A period of at least one half-hour is provided to allow stabilization of the equipment at each temperature level.

Test Setup

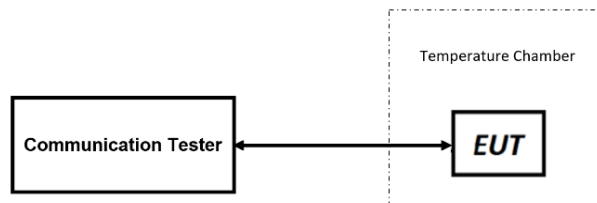



Figure 7-7. Test Instrument & Measurement Setup

Test Notes

All ports were tested and only the worst case data were reported.

FCC ID: BCGA2899	 PART 96 MEASUREMENT REPORT		Approved by: Technical Manager
Test Report S/N: 1C23311270066-15-R1.BCG	Test Dates: 10/01/2023-03/20/2024	EUT Type: Tablet Device	Page 231 of 237

V2.2 09/07/2023


Frequency Stability / Temperature Variation

LTE Band 48				
		Operating Band Lower Boundary (GHz)		3.550
		Ref. Voltage (VDC):		3.80
Voltage (%)	Power (VDC)	Temp (°C)	Measured Freq. (GHz)	Freq. Delta from Operating Range (GHz)
100 %	3.80	-30	3.550685549	-0.000685549
		-20	3.550688051	-0.000688051
		-10	3.550687506	-0.000687506
		0	3.550689924	-0.000689924
		+ 10	3.550689005	-0.000689005
		+20 (Ref)	3.550686124	-0.000686124
		+ 30	3.550686886	-0.000686886
		+ 40	3.550687492	-0.000687492
+ 50	3.550687591	-0.000687591		
Battery Endpoint	3.40	+ 20	3.550685367	-0.000685367

Table 52. LTE Band 48 Lower Boundary Frequency Stability Data

LTE Band 48				
		Operating Band Upper Boundary (GHz)		3.700
		Ref. Voltage (VDC):		3.80
Voltage (%)	Power (VDC)	Temp (°C)	Measured Freq. (GHz)	Freq. Delta from Operating Range (GHz)
100 %	3.80	-30	3.699445589	-0.000554411
		-20	3.699449839	-0.000550161
		-10	3.699449031	-0.000550969
		0	3.699449741	-0.000550259
		+ 10	3.699448652	-0.000551348
		+20 (Ref)	3.699447659	-0.000552341
		+ 30	3.699445742	-0.000554258
		+ 40	3.699449335	-0.000550665
+ 50	3.699449523	-0.000550477		
Battery Endpoint	3.40	+ 20	3.699447572	-0.000552428

Table 53. LTE Band 48 Upper Boundary Frequency Stability Data

FCC ID: BCGA2899	 PART 96 MEASUREMENT REPORT	Approved by: Technical Manager
Test Report S/N: 1C23311270066-15-R1.BCG	Test Dates: 10/01/2023-03/20/2024	EUT Type: Tablet Device
		Page 232 of 237


Frequency Stability / Temperature Variation

NR Band n48				
Operating Band Lower Boundary (GHz)			3.550	
Ref. Voltage (VDC):			3.80	
Voltage (%)	Power (VDC)	Temp (°C)	Measured Freq. (GHz)	Freq. Delta from Operating Range (GHz)
100 %	3.80	-30	3.550414121	-0.000414121
		-20	3.550412372	-0.000412372
		-10	3.550416236	-0.000416236
		0	3.550413496	-0.000413496
		+ 10	3.550417589	-0.000417589
		+20 (Ref)	3.550417623	-0.000417623
		+ 30	3.550411241	-0.000411241
		+ 40	3.550415112	-0.000415112
		+ 50	3.550416235	-0.000416235
Battery Endpoint	3.40	+ 20	3.550417456	-0.000417456

Table 54. NR Band n48 Lower Boundary Frequency Stability Data

NR Band n48				
Operating Band Upper Boundary (GHz)			3.700	
Ref. Voltage (VDC):			3.80	
Voltage (%)	Power (VDC)	Temp (°C)	Measured Freq. (GHz)	Freq. Delta from Operating Range (GHz)
100 %	3.80	-30	3.699738864	-0.000261136
		-20	3.699734125	-0.000265875
		-10	3.699735334	-0.000264666
		0	3.699736235	-0.000263765
		+ 10	3.699738656	-0.000261344
		+20 (Ref)	3.699738569	-0.000261431
		+ 30	3.699737901	-0.000262099
		+ 40	3.699734192	-0.000265808
		+ 50	3.699735125	-0.000264875
Battery Endpoint	3.40	+ 20	3.699735332	-0.000264668

Table 55. NR Band n48 Upper Boundary Frequency Stability Data

FCC ID: BCGA2899	 PART 96 MEASUREMENT REPORT	Approved by: Technical Manager
Test Report S/N: 1C23311270066-15-R1.BCG	Test Dates: 10/01/2023-03/20/2024	EUT Type: Tablet Device
		Page 233 of 237

7.9 End User Device Additional Requirement (CBSD Protocol)

§96.47

Test Overview and Limit

End user device additional requirements (CBSD Protocol) are tested per the test procedures listed below. During testing, the EUT is connected to a certified CBSDs (AirSpan FCC ID(s): PIDAV1901 and PIDAV1500) as a companion device to show compliance with Part 96.47.

End User Devices may operate only if they can positively receive and decode an authorization signal transmitted by a CBSD, including the frequencies and power limits for their operation.

An End User Device must discontinue operations, change frequencies, or change its operational power level within 10 seconds of receiving instructions from its associated CBSD.

Test Procedure Used

KDB 940660 D01 v03

WINNF-TS-0122 v1.0.2


Test Setup/Method

The EUT was connected via an RF cable to a certified CBSD and spectrum analyzer. The following procedure is performed by applying WINNF-TS-0122 CBRS CBSD Test Specification.

1. Run#1:
 - a. Setup WINNF.PT.C.HBT.1 with 3630MHz – 3650MHz.
 - b. Enable AP service from Ruckus Cloud management.
 - c. Check EUT Tx frequency.
 - d. Disable AP service from Ruckus Cloud management and check EUT stop transmission within 10s.
2. Run#2:
 - a. Setup WINNF.PT.C.HBT.1 with 3615MHz – 3635MHz.
 - b. Enable AP service from Ruckus Cloud management.
 - c. Check EUT Tx frequency.
 - d. Disable AP service from Ruckus Cloud management and check EUT stop transmission within 10s.

Test Notes

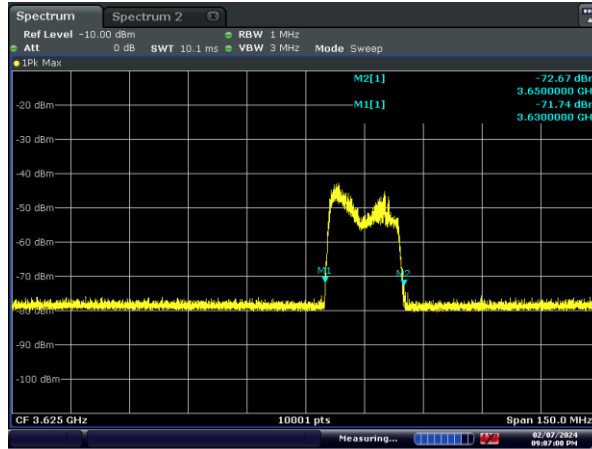
The EUT is an End User Device.

FCC ID: BCGA2899	 PART 96 MEASUREMENT REPORT		Approved by: Technical Manager
Test Report S/N: 1C23311270066-15-R1.BCG	Test Dates: 10/01/2023-03/20/2024	EUT Type: Tablet Device	Page 234 of 237

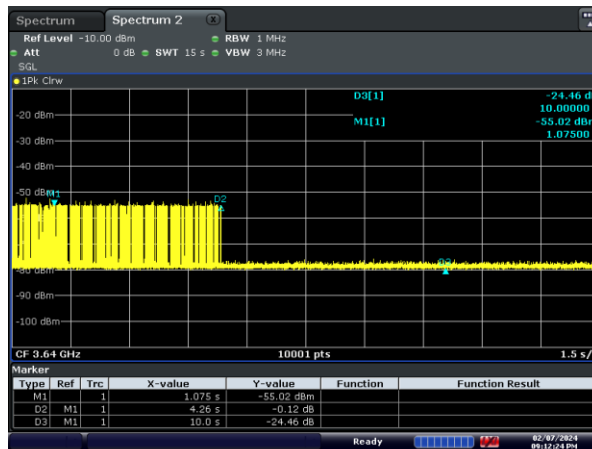
V2.2 09/07/2023

Run#1 LTE-B48:

- Tx Frequency Set: 3630 – 3650MHz
- MaxEIRP Set: 10dBm/MHz




Plot 7-365. Run#1 End User Device Frequency of Operations



Plot 7-366. Run#1 End User Device Discontinues Operations within 10s

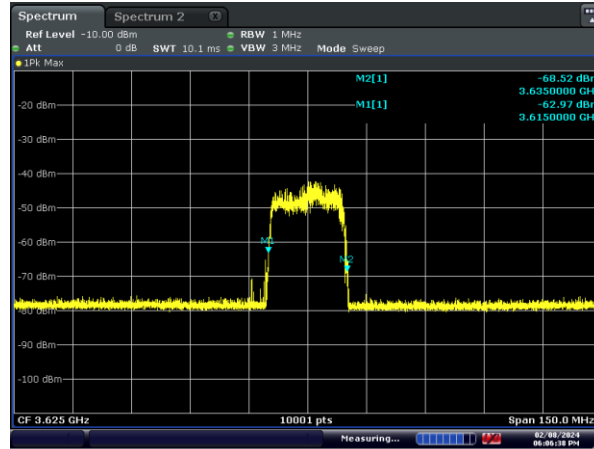
Note:

- Marker 1: CBSD sends instructions to discontinue LTE operations.
- Marker 2: EUT discontinues operation.
- Marker 3: 10 seconds elapsed time from CBSD sending instructions to EUT.

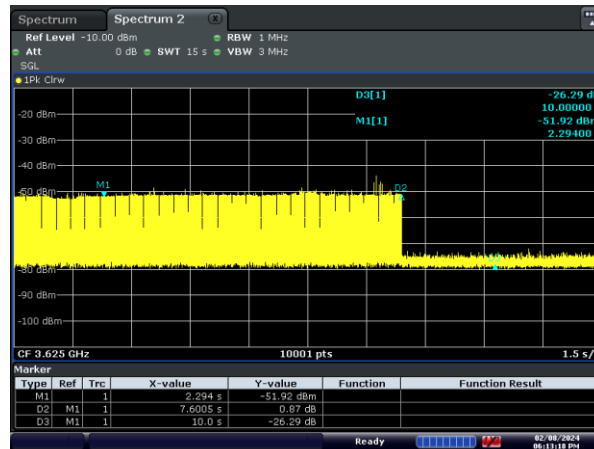
FCC ID: BCGA2899	 PART 96 MEASUREMENT REPORT	Approved by: Technical Manager
Test Report S/N: 1C23311270066-15-R1.BCG	Test Dates: 10/01/2023-03/20/2024	EUT Type: Tablet Device
		Page 235 of 237

Run#2 FR1-n48:

- Tx Frequency Set: 3615 – 3635MHz
- MaxEIRP Set: 10dBm/MHz




Plot 7-367. Run#2 End User Device Frequency of Operations



Plot 7-368. Run#2 End User Device Discontinues Operations within 10s


Note:

- Marker 1: CBSD sends instructions to discontinue FR1 operations.
- Marker 2: EUT discontinues operation.
- Marker 3: 10 seconds elapsed time from CBSD sending instructions to EUT.

FCC ID: BCGA2899	 PART 96 MEASUREMENT REPORT	Approved by: Technical Manager
Test Report S/N: 1C23311270066-15-R1.BCG	Test Dates: 10/01/2023-03/20/2024	EUT Type: Tablet Device
		Page 236 of 237

8.0 CONCLUSION

The data collected relate only to the item(s) tested and show that the Apple **Tablet Devices FCC ID: BCGA2899** complies with all the End User Device requirements of Part 96 of the FCC Rules.

FCC ID: BCGA2899	 PART 96 MEASUREMENT REPORT	Approved by: Technical Manager
Test Report S/N: 1C23311270066-15-R1.BCG	Test Dates: 10/01/2023-03/20/2024	EUT Type: Tablet Device
		Page 237 of 237

V2.2 09/07/2023