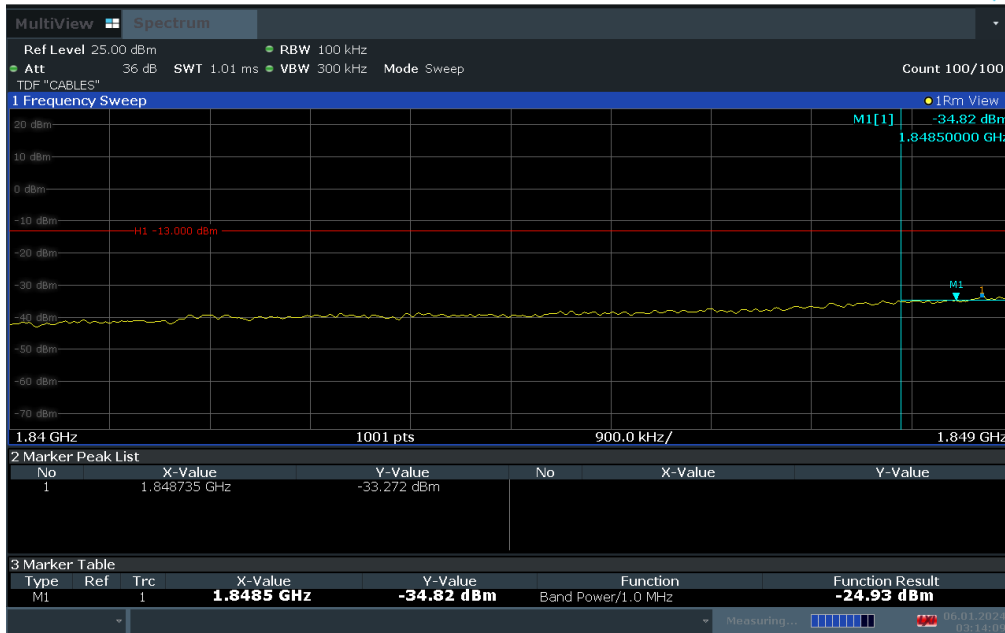


03:14:27 06.01.2024

**Plot 7-105. Lower Band Edge Plot (LTE Band 25 – 10MHz QPSK – Full RB Configuration)**

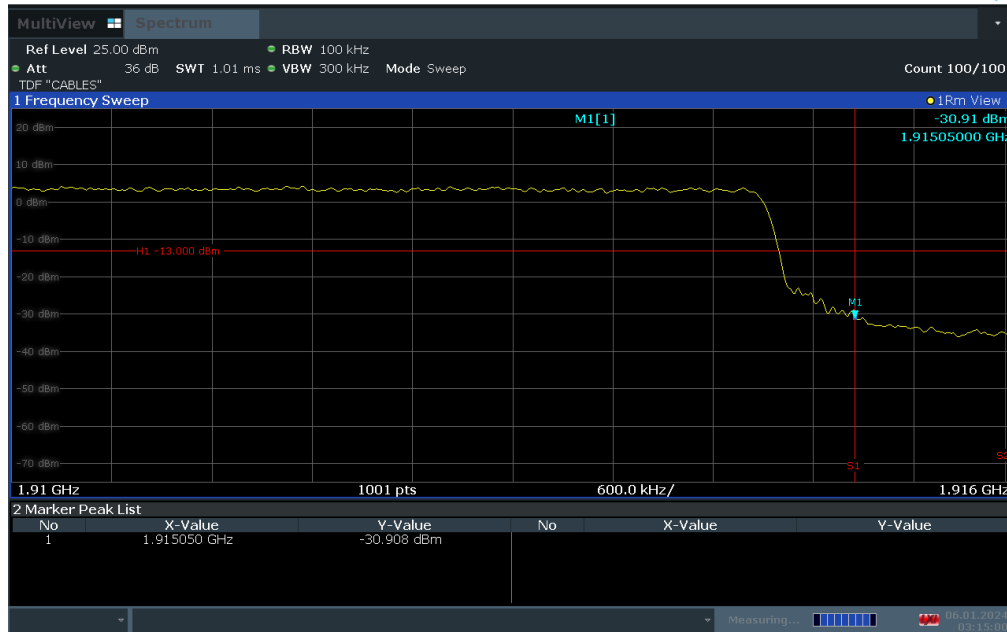


03:14:09 06.01.2024

**Plot 7-106. Extended Lower Band Edge Plot (LTE Band 25 – 10MHz QPSK – Full RB Configuration)**

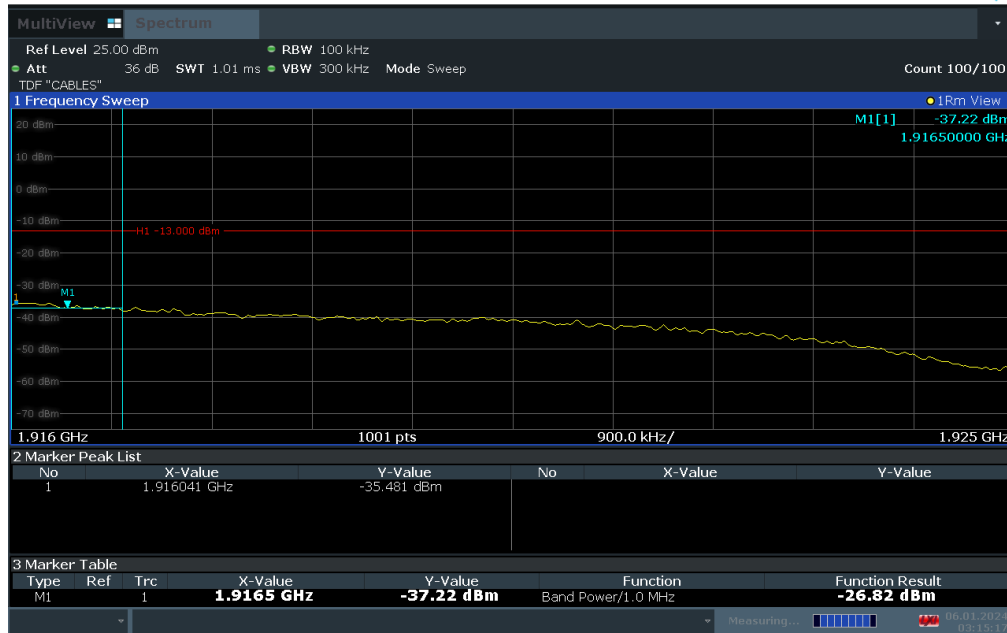
FCC ID: BCGA2899		PART 24 MEASUREMENT REPORT	Approved by: Technical Manager
Test Report S/N: 1C2311270066-08.BCG	Test Dates: 10/01/2023 - 03/07/2024	EUT Type: Tablet Device	Page 73 of 217

V2.2 09/07/2023



03:15:00 06.01.2024

**Plot 7-107. Upper Band Edge Plot (LTE Band 25 – 10MHz QPSK – Full RB Configuration)**

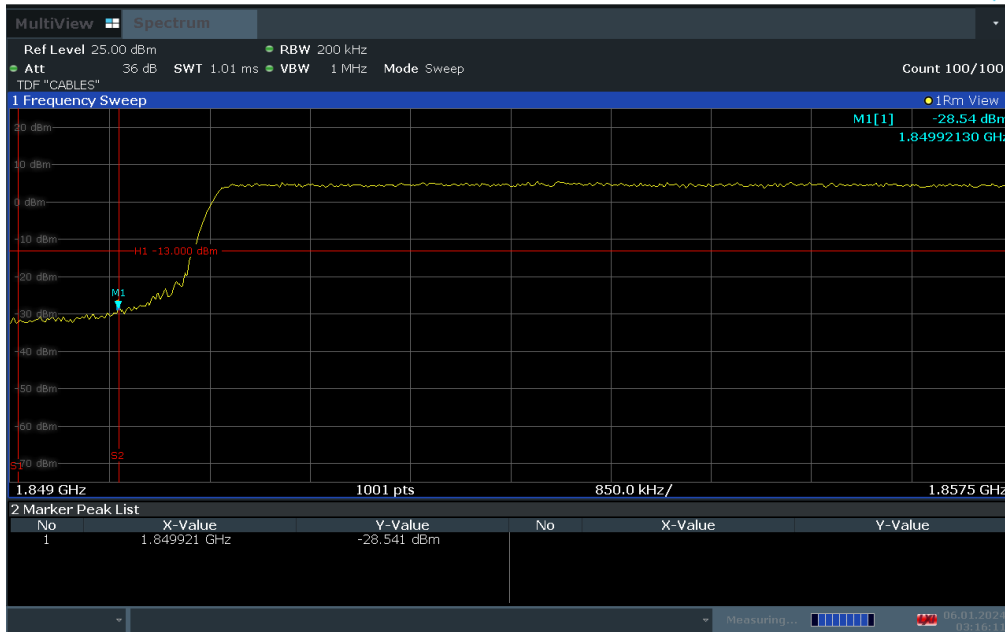


03:15:18 06.01.2024

**Plot 7-108. Extended Upper Band Edge Plot (LTE Band 25 – 10MHz QPSK – Full RB Configuration)**

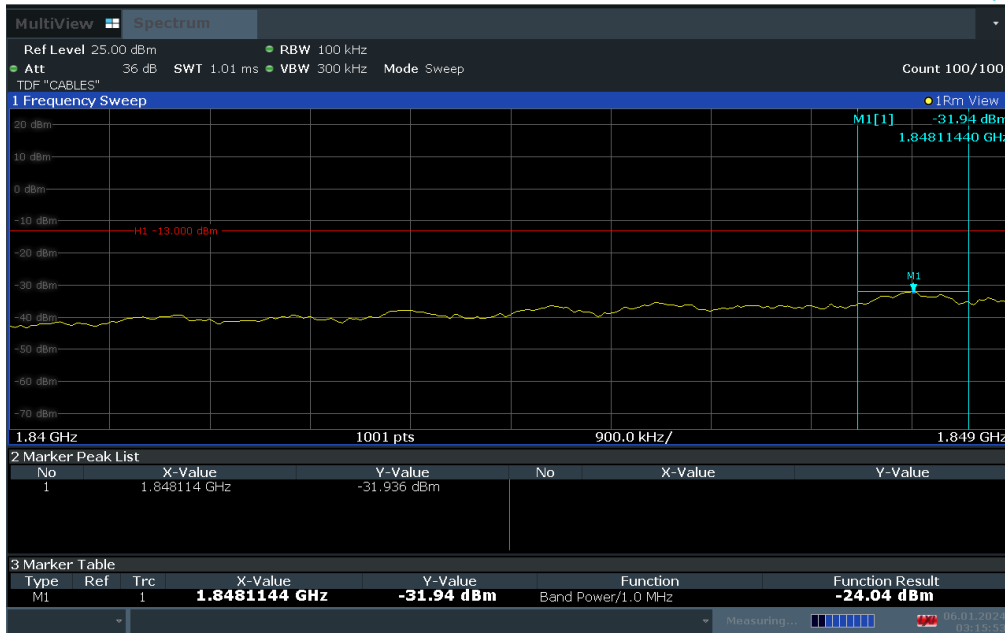
FCC ID: BCGA2899	PART 24 MEASUREMENT REPORT	Approved by: Technical Manager
Test Report S/N: 1C2311270066-08.BCG	Test Dates: 10/01/2023 - 03/07/2024	EUT Type: Tablet Device
		Page 74 of 217

V2.2 09/07/2023



03:16:12 06.01.2024

Plot 7-109. Lower Band Edge Plot (LTE Band 25 – 15MHz QPSK – Full RB Configuration)

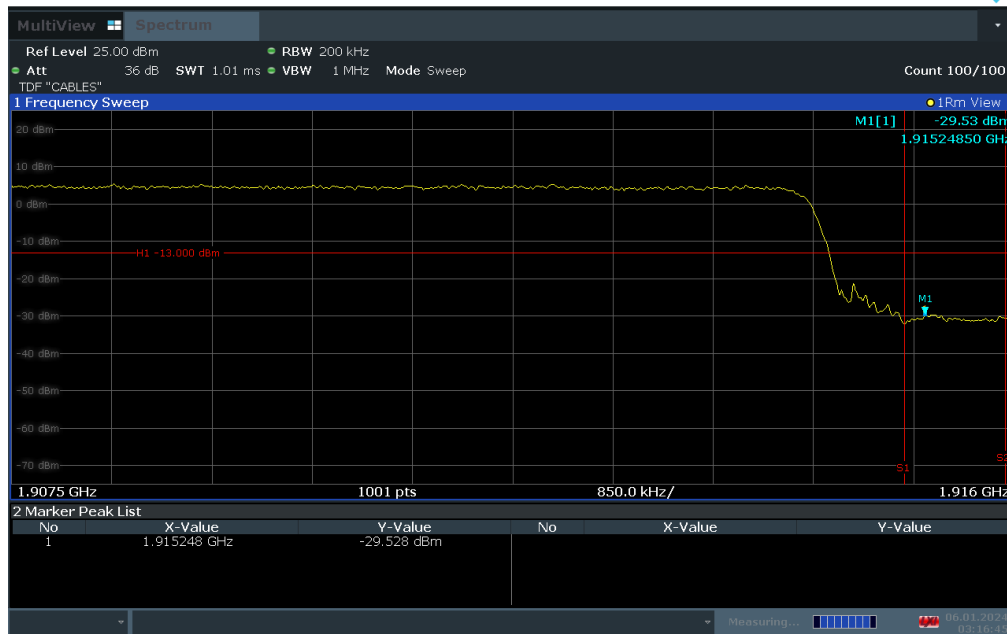


03:15:54 06.01.2024

Plot 7-110. Extended Lower Band Edge Plot (LTE Band 25 – 15MHz QPSK – Full RB Configuration)

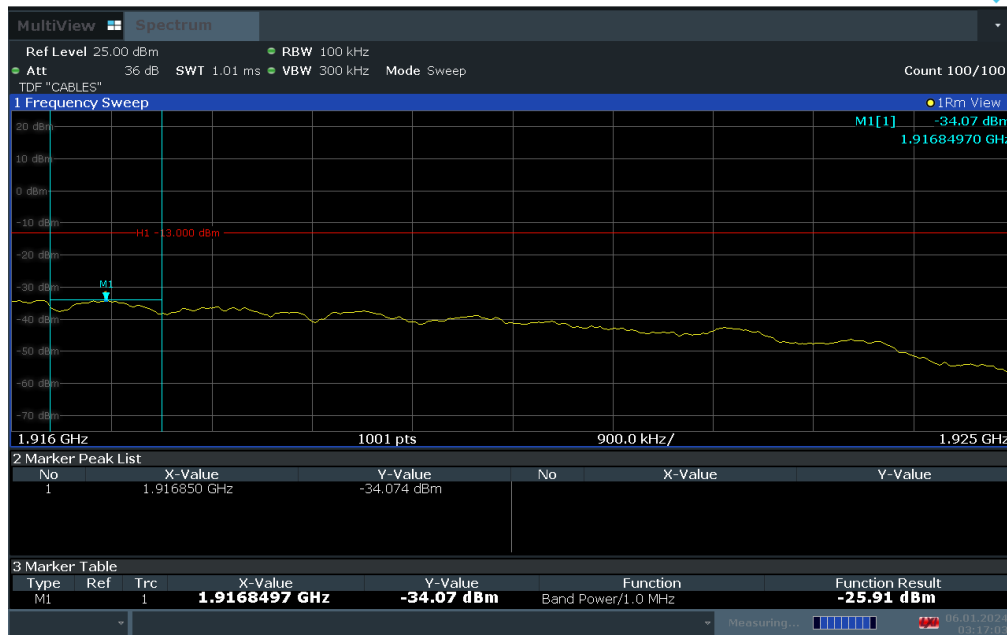
FCC ID: BCGA2899	PART 24 MEASUREMENT REPORT	Approved by: Technical Manager
Test Report S/N: 1C2311270066-08.BCG	Test Dates: 10/01/2023 - 03/07/2024	EUT Type: Tablet Device
		Page 75 of 217

V2.2 09/07/2023



03:16:46 06.01.2024

Plot 7-111. Upper Band Edge Plot (LTE Band 25 – 15MHz QPSK – Full RB Configuration)

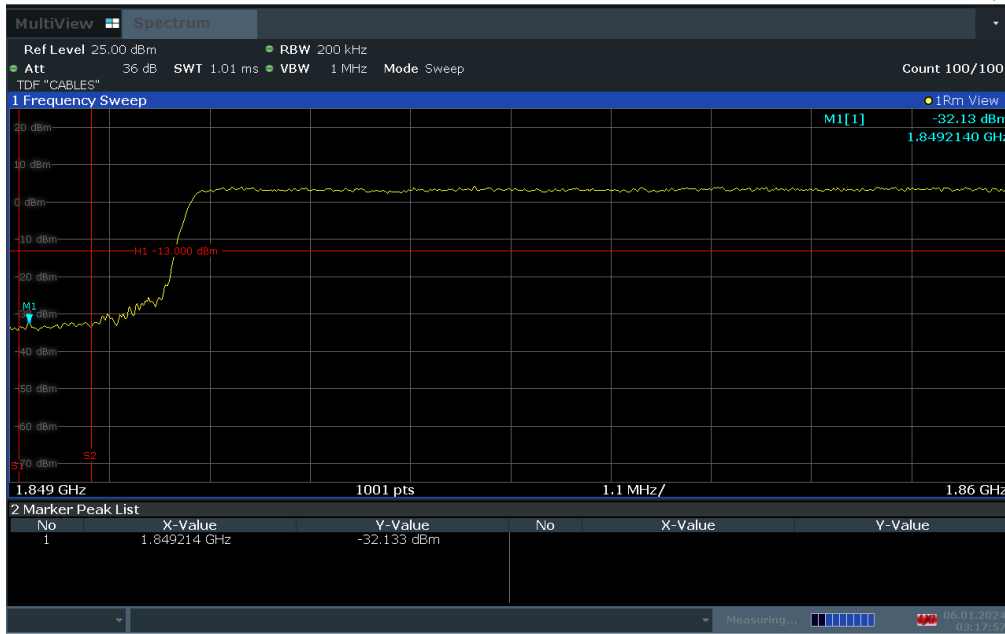


03:17:04 06.01.2024

Plot 7-112. Extended Upper Band Edge Plot (LTE Band 25 – 15MHz QPSK – Full RB Configuration)

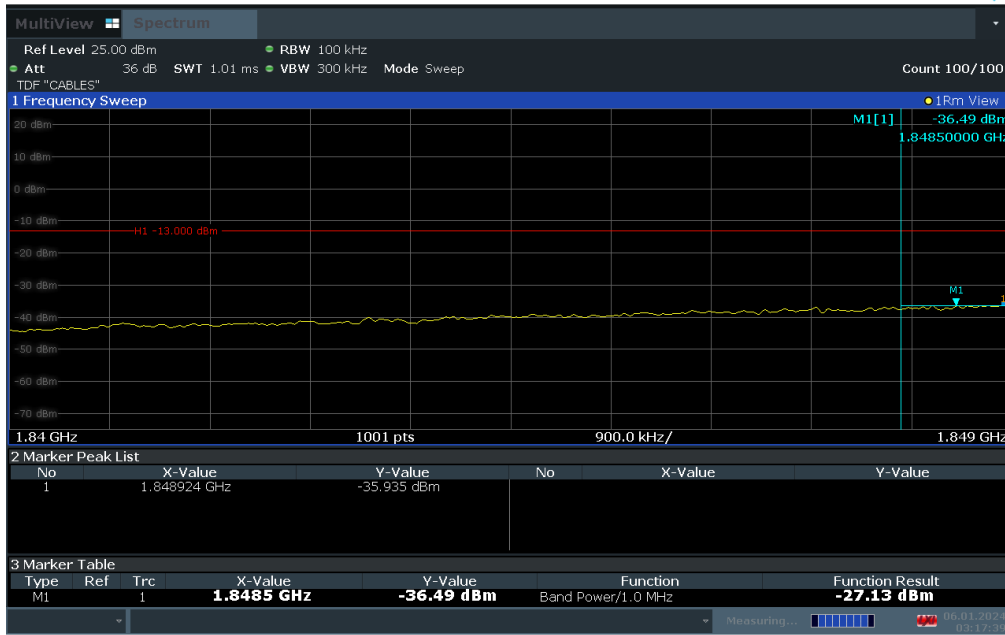
FCC ID: BCGA2899	PART 24 MEASUREMENT REPORT	Approved by: Technical Manager
Test Report S/N: 1C2311270066-08.BCG	Test Dates: 10/01/2023 - 03/07/2024	EUT Type: Tablet Device
		Page 76 of 217

V2.2 09/07/2023



03:17:58 06.01.2024

**Plot 7-113. Lower Band Edge Plot (LTE Band 25 – 20MHz QPSK – Full RB Configuration)**

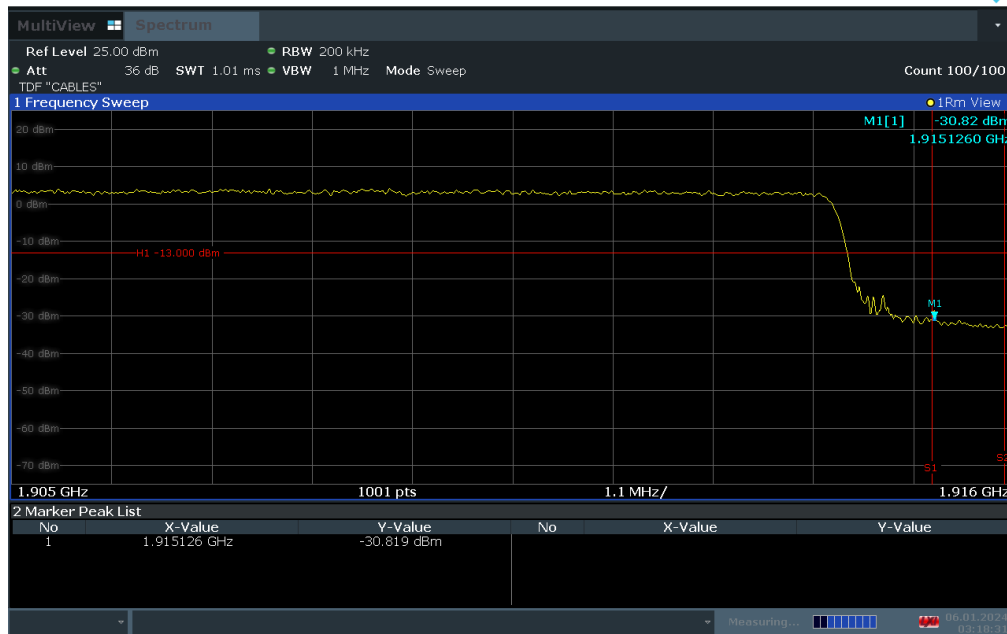


03:17:39 06.01.2024

**Plot 7-114. Extended Lower Band Edge Plot (LTE Band 25 – 20MHz QPSK – Full RB Configuration)**

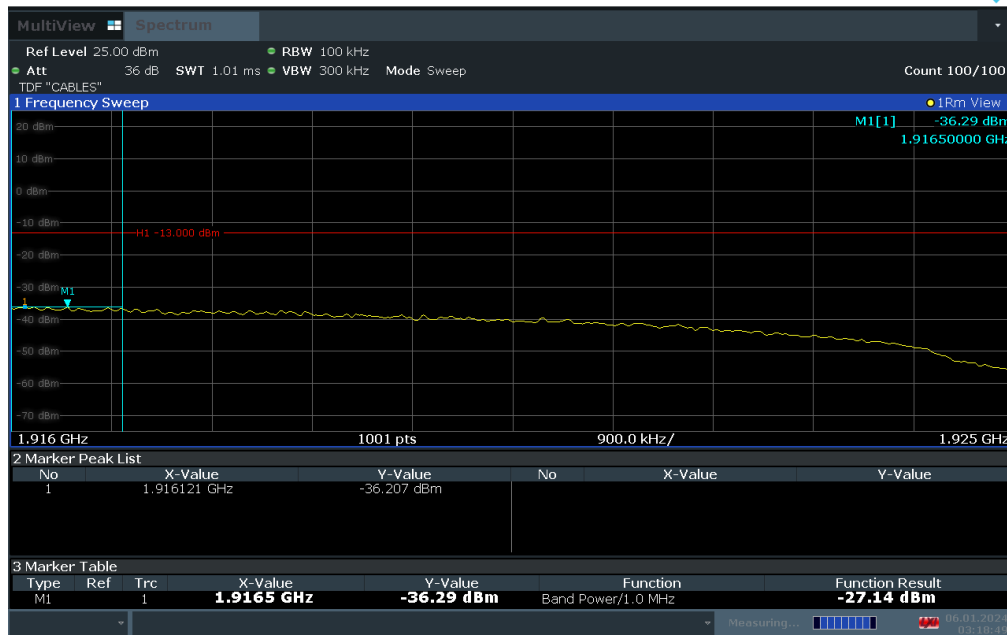
FCC ID: BCGA2899	PART 24 MEASUREMENT REPORT	Approved by: Technical Manager
Test Report S/N: 1C2311270066-08.BCG	Test Dates: 10/01/2023 - 03/07/2024	EUT Type: Tablet Device
		Page 77 of 217

V2.2 09/07/2023



03:18:32 06.01.2024

**Plot 7-115. Upper Band Edge Plot (LTE Band 25 – 20MHz QPSK – Full RB Configuration)**



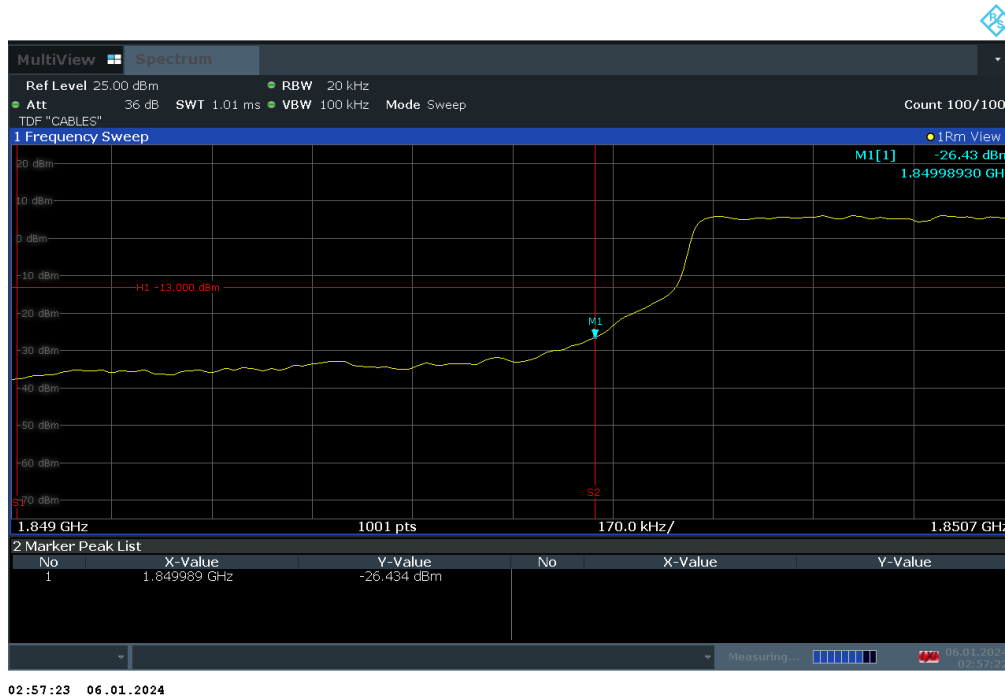
03:18:50 06.01.2024

**Plot 7-116. Extended Upper Band Edge Plot (LTE Band 25 – 20MHz QPSK – Full RB Configuration)**

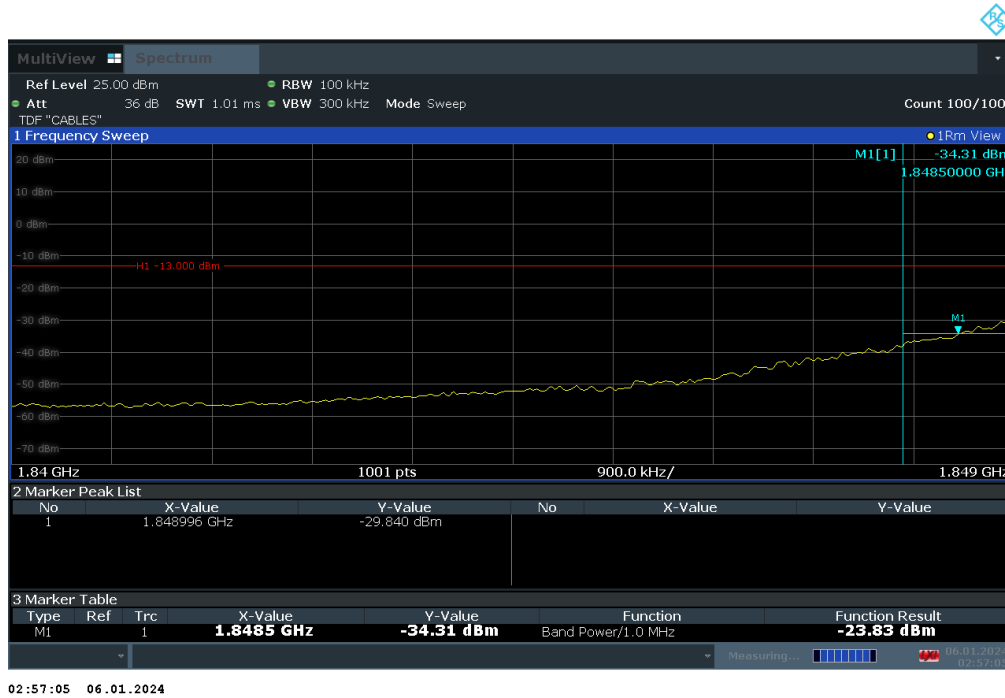
FCC ID: BCGA2899	PART 24 MEASUREMENT REPORT	Approved by: Technical Manager
Test Report S/N: 1C2311270066-08.BCG	Test Dates: 10/01/2023 - 03/07/2024	EUT Type: Tablet Device
		Page 78 of 217

V2.2 09/07/2023

## LTE Band 2



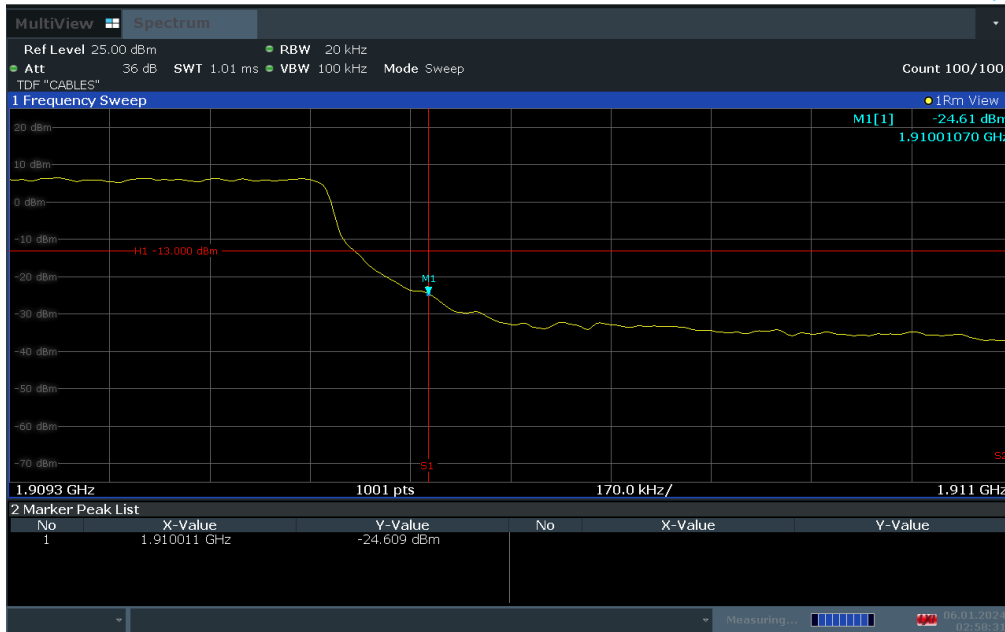
**Plot 7-117. Lower Band Edge Plot (LTE Band 2 – 1.4MHz QPSK – Full RB Configuration)**



**Plot 7-118. Extended Lower Band Edge Plot (LTE Band 2 – 1.4MHz QPSK – Full RB Configuration)**

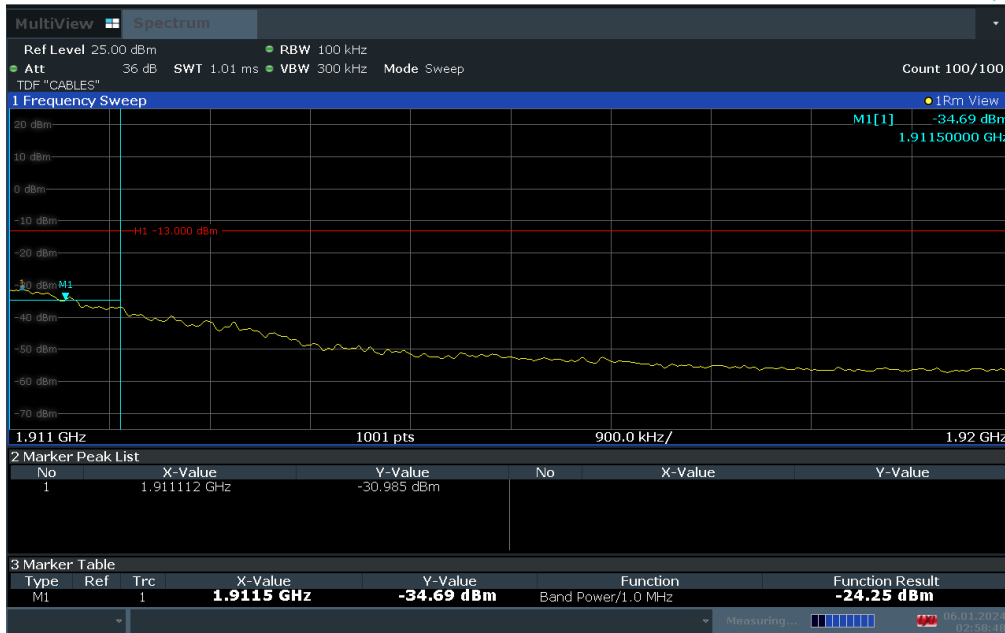
FCC ID: BCGA2899	PART 24 MEASUREMENT REPORT	Approved by: Technical Manager
Test Report S/N: 1C2311270066-08.BCG	Test Dates: 10/01/2023 - 03/07/2024	EUT Type: Tablet Device
		Page 79 of 217

V2.2 09/07/2023



02:58:32 06.01.2024

Plot 7-119. Upper Band Edge Plot (LTE Band 2 – 1.4MHz QPSK – Full RB Configuration)



02:58:49 06.01.2024

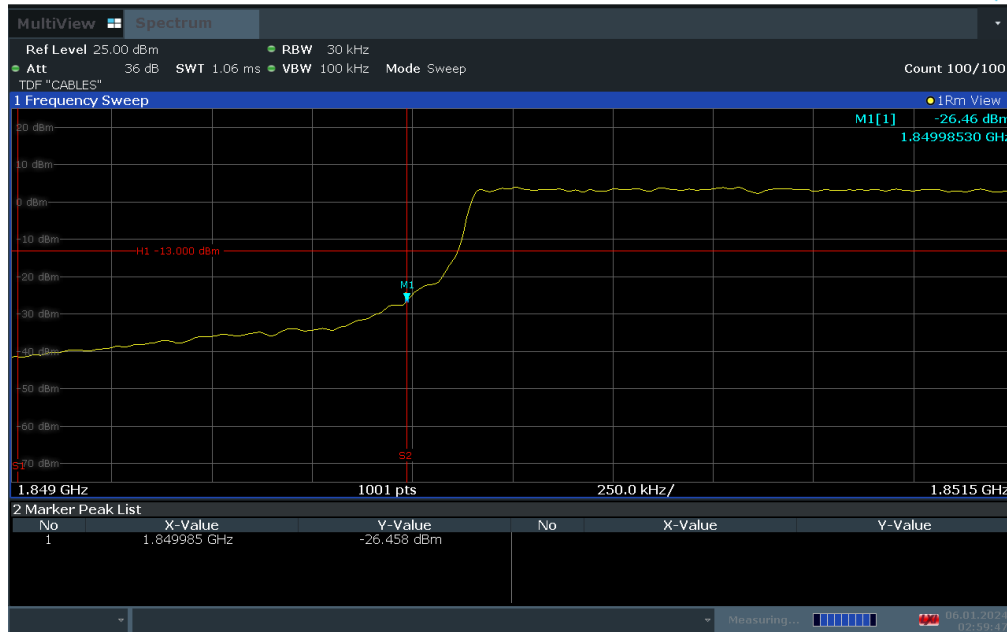
Plot 7-120. Extended Upper Band Edge Plot (LTE Band 2 – 1.4MHz QPSK – Full RB Configuration)

FCC ID: BCGA2899	PART 24 MEASUREMENT REPORT	Approved by: Technical Manager
Test Report S/N: 1C2311270066-08.BCG	Test Dates: 10/01/2023 - 03/07/2024	EUT Type: Tablet Device
		Page 80 of 217

V2.2 09/07/2023

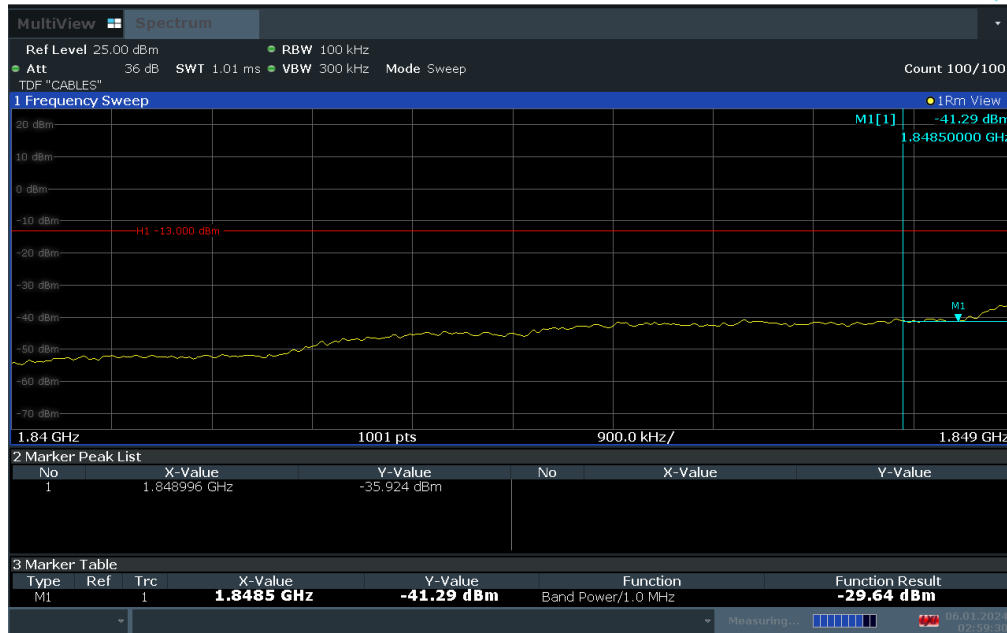
Unless otherwise specified, no part of this report may be reproduced or utilized in any part, form or by any means, electronic or mechanical, including photocopying and microfilm, without permission in writing from Element Materials Technology. If you have any questions about this or have an enquiry about obtaining additional rights to this report or assembly of contents thereof, please contact [ct.info@element.com](mailto:ct.info@element.com).





02:59:48 06.01.2024

Plot 7-121. Lower Band Edge Plot (LTE Band 2 – 3MHz QPSK – Full RB Configuration)

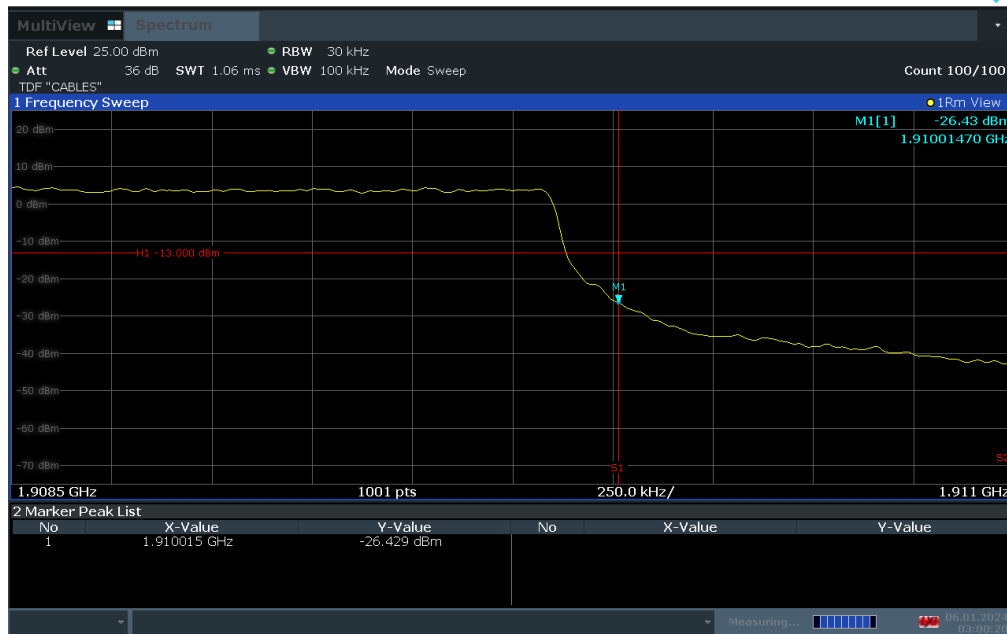


02:59:31 06.01.2024

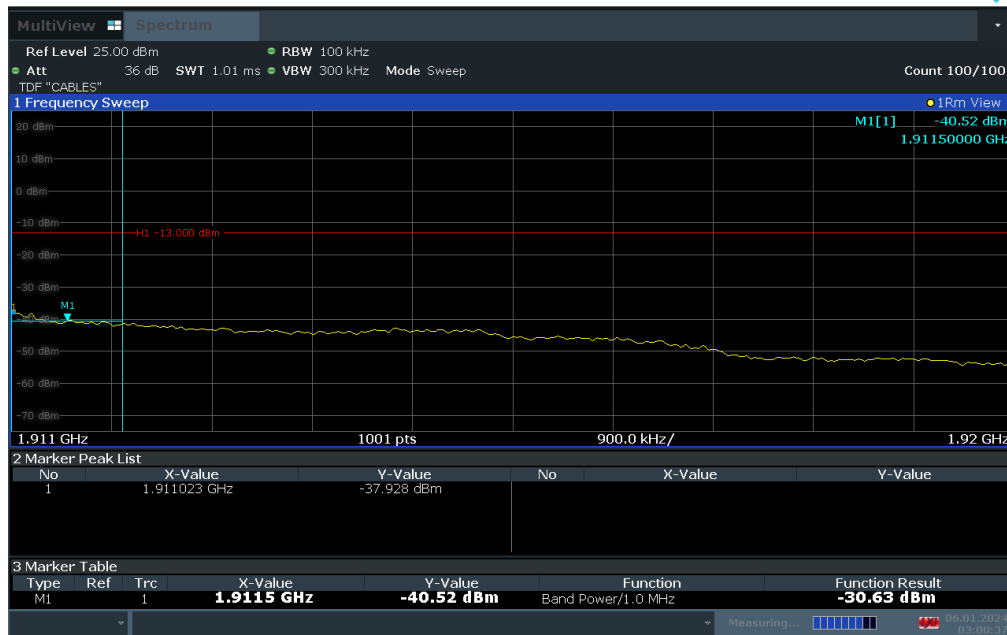
Plot 7-122. Extended Lower Band Edge Plot (LTE Band 2 – 3MHz QPSK – Full RB Configuration)

FCC ID: BCGA2899	PART 24 MEASUREMENT REPORT	Approved by: Technical Manager
Test Report S/N: 1C2311270066-08.BCG	Test Dates: 10/01/2023 - 03/07/2024	EUT Type: Tablet Device
		Page 81 of 217

V2.2 09/07/2023

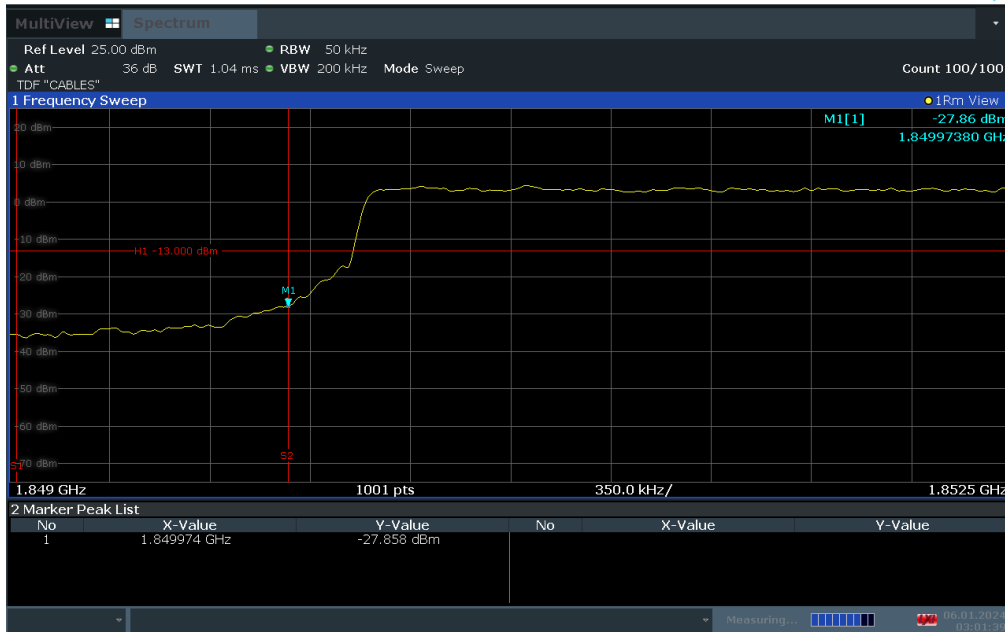


Plot 7-123. Upper Band Edge Plot (LTE Band 2 – 3MHz QPSK – Full RB Configuration)



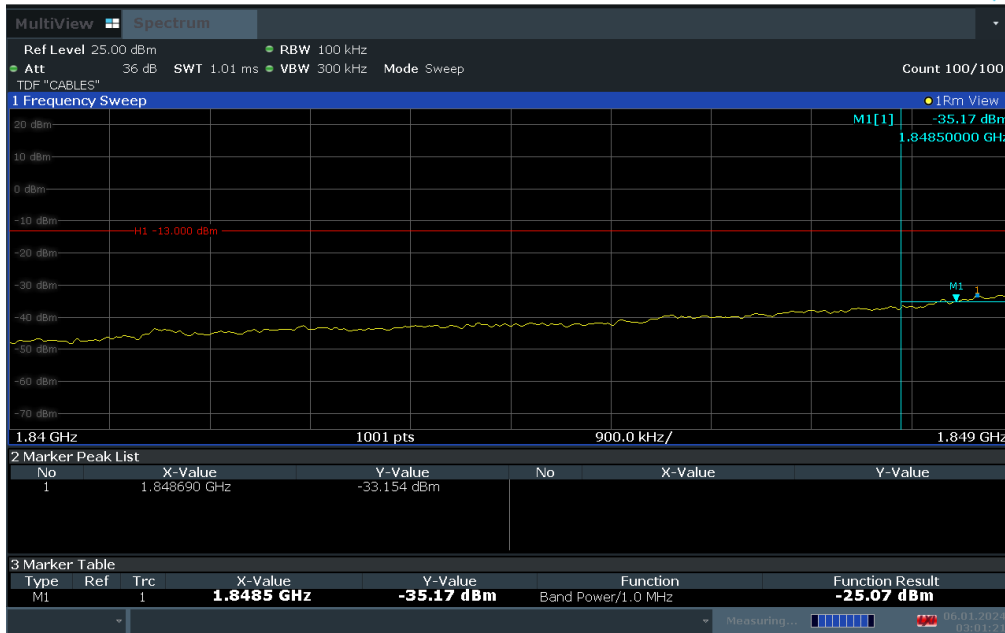
Plot 7-124. Extended Upper Band Edge Plot (LTE Band 2 – 3MHz QPSK – Full RB Configuration)

FCC ID: BCGA2899	PART 24 MEASUREMENT REPORT	Approved by: Technical Manager
Test Report S/N: 1C2311270066-08.BCG	Test Dates: 10/01/2023 - 03/07/2024	EUT Type: Tablet Device
		Page 82 of 217



03:01:39 06.01.2024

Plot 7-125. Lower Band Edge Plot (LTE Band 2 – 5MHz QPSK – Full RB Configuration)

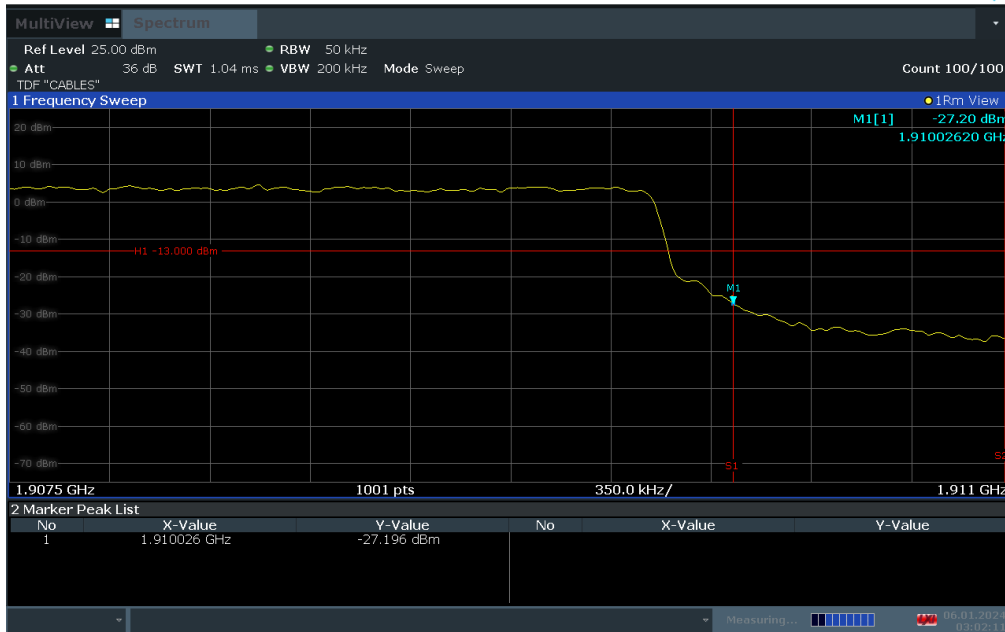


03:01:22 06.01.2024

Plot 7-126. Extended Lower Band Edge Plot (LTE Band 2 – 5MHz QPSK – Full RB Configuration)

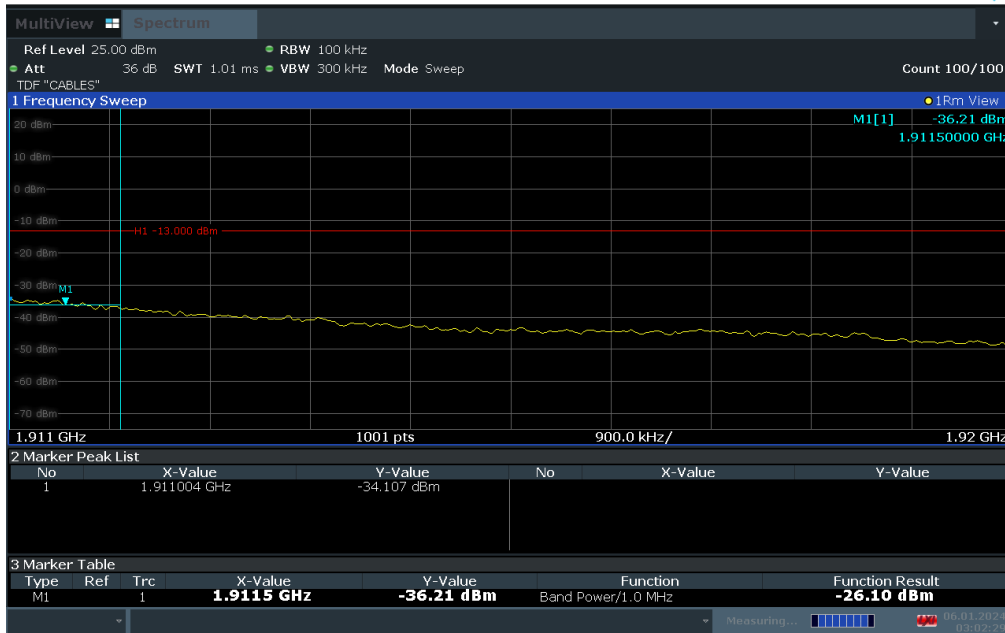
FCC ID: BCGA2899	PART 24 MEASUREMENT REPORT	Approved by: Technical Manager
Test Report S/N: 1C2311270066-08.BCG	Test Dates: 10/01/2023 - 03/07/2024	EUT Type: Tablet Device
		Page 83 of 217

V2.2 09/07/2023



03:02:12 06.01.2024

Plot 7-127. Upper Band Edge Plot (LTE Band 2 – 5MHz QPSK – Full RB Configuration)

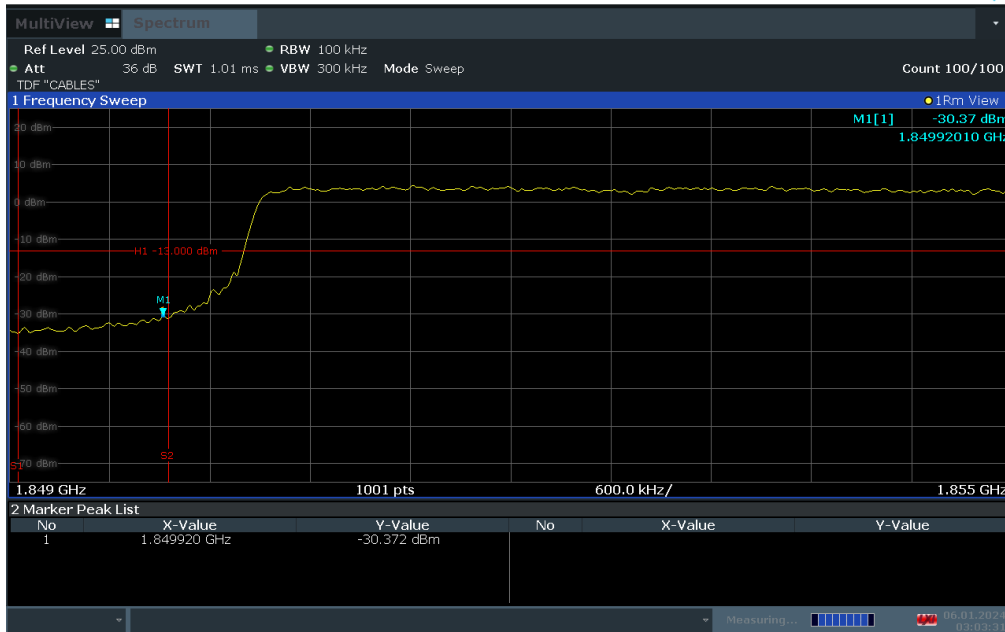


03:02:29 06.01.2024

Plot 7-128. Extended Upper Band Edge Plot (LTE Band 2 – 5MHz QPSK – Full RB Configuration)

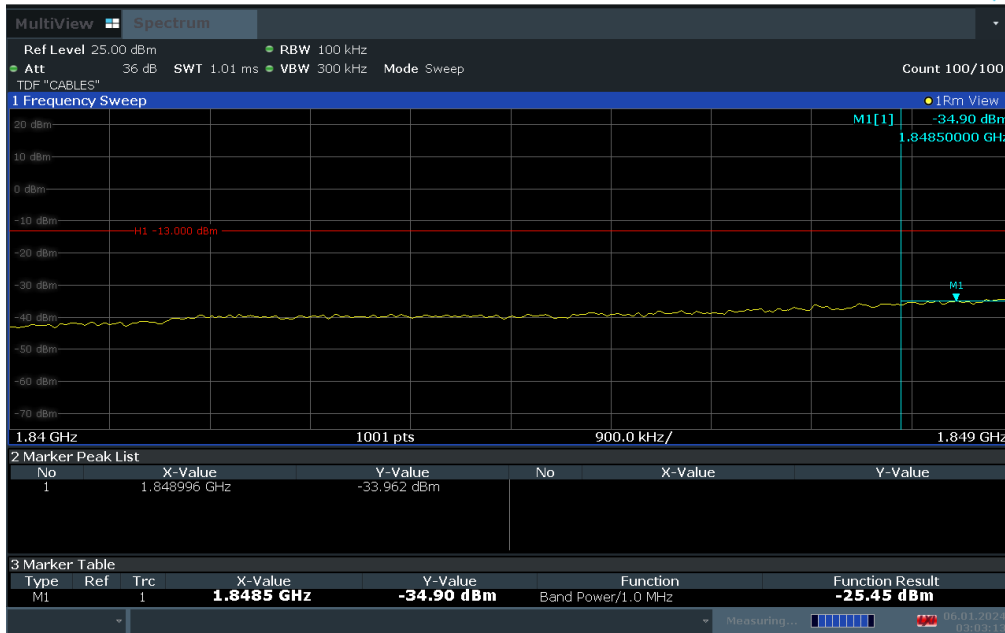
FCC ID: BCGA2899	PART 24 MEASUREMENT REPORT	Approved by: Technical Manager
Test Report S/N: 1C2311270066-08.BCG	Test Dates: 10/01/2023 - 03/07/2024	EUT Type: Tablet Device
		Page 84 of 217

V2.2 09/07/2023



03:03:31 06.01.2024

Plot 7-129. Lower Band Edge Plot (LTE Band 2 – 10MHz QPSK – Full RB Configuration)

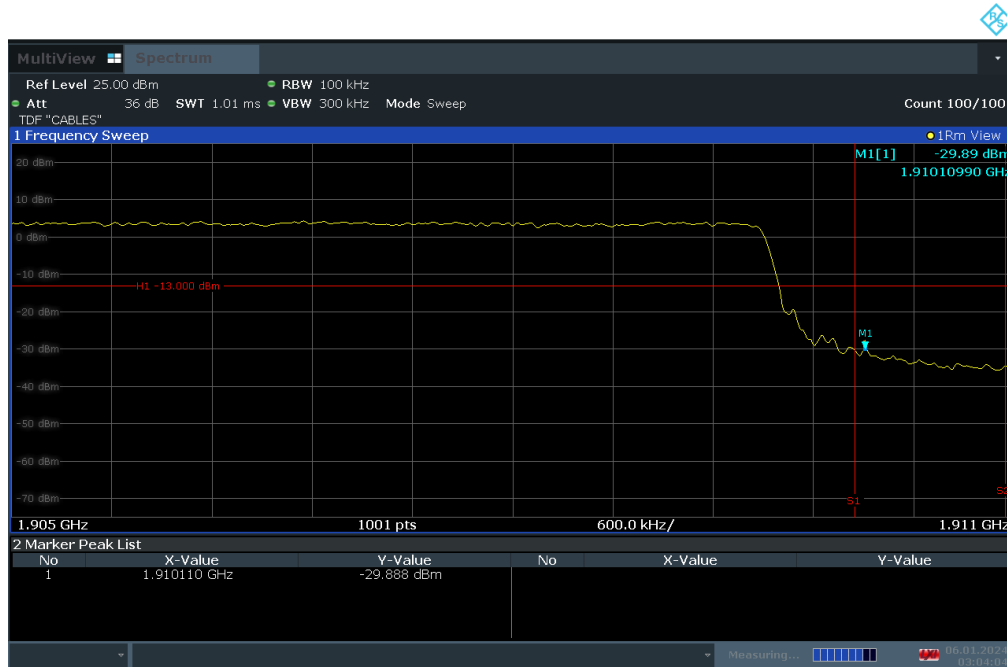


03:03:14 06.01.2024

Plot 7-130. Extended Lower Band Edge Plot (LTE Band 2 – 10MHz QPSK – Full RB Configuration)

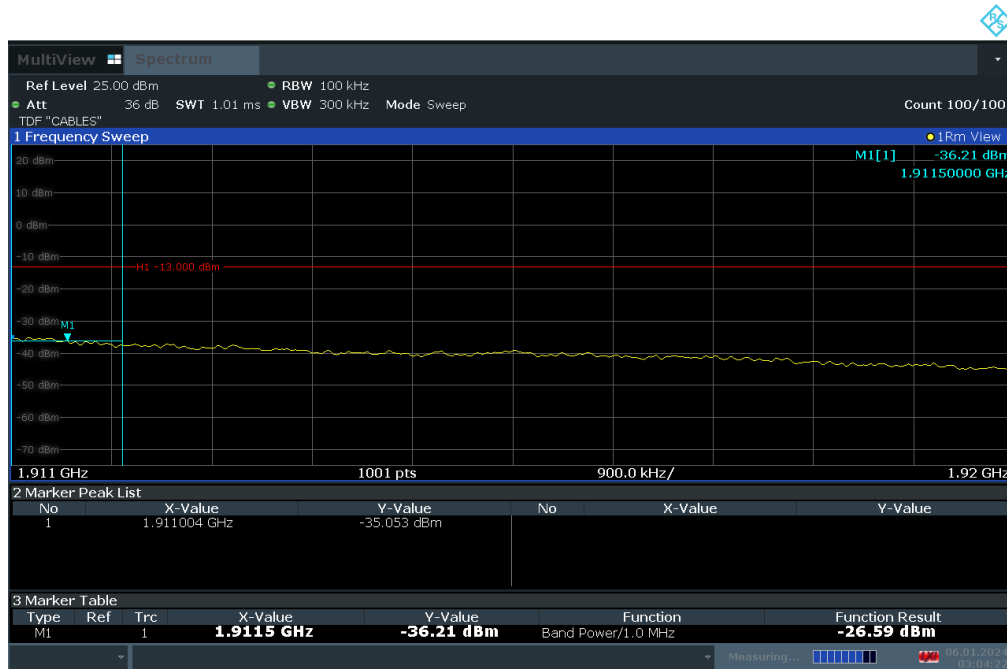
FCC ID: BCGA2899	PART 24 MEASUREMENT REPORT	Approved by: Technical Manager
Test Report S/N: 1C2311270066-08.BCG	Test Dates: 10/01/2023 - 03/07/2024	EUT Type: Tablet Device
		Page 85 of 217

V2.2 09/07/2023



03:04:04 06.01.2024

**Plot 7-131. Upper Band Edge Plot (LTE Band 2 – 10MHz QPSK – Full RB Configuration)**

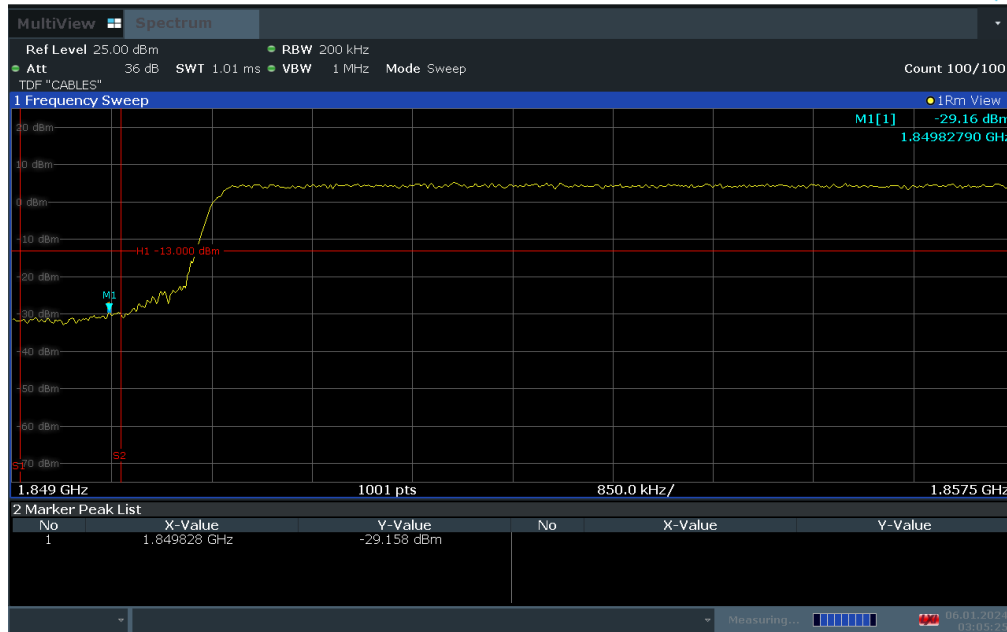


03:04:22 06.01.2024

**Plot 7-132. Extended Upper Band Edge Plot (LTE Band 2 – 10MHz QPSK – Full RB Configuration)**

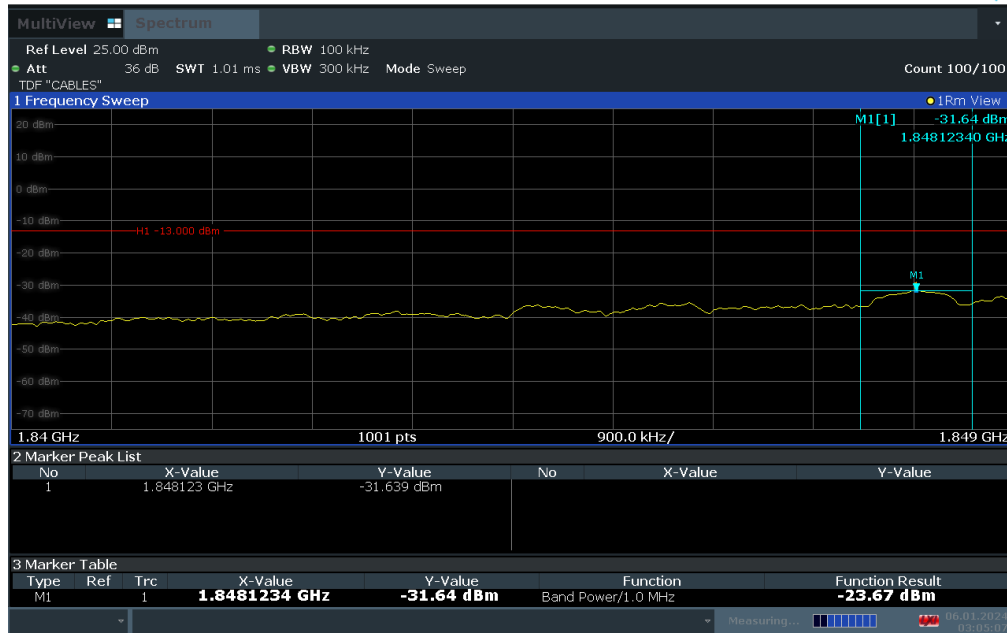
FCC ID: BCGA2899	PART 24 MEASUREMENT REPORT	Approved by: Technical Manager
Test Report S/N: 1C2311270066-08.BCG	Test Dates: 10/01/2023 - 03/07/2024	EUT Type: Tablet Device
		Page 86 of 217

V2.2 09/07/2023



03:05:25 06.01.2024

Plot 7-133. Lower Band Edge Plot (LTE Band 2 – 15MHz QPSK – Full RB Configuration)

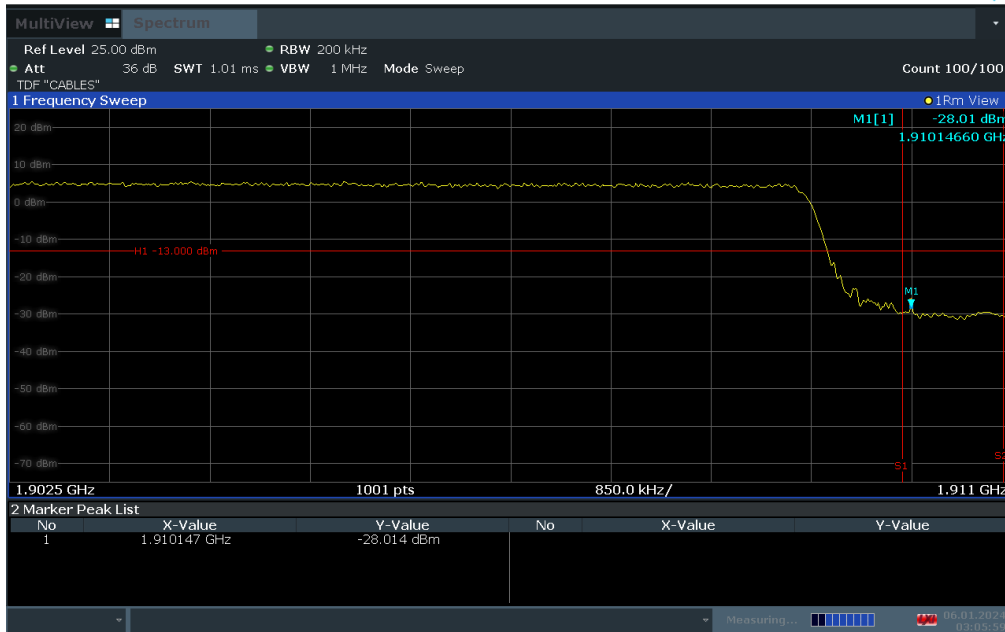


03:05:07 06.01.2024

Plot 7-134. Extended Lower Band Edge Plot (LTE Band 2 – 15MHz QPSK – Full RB Configuration)

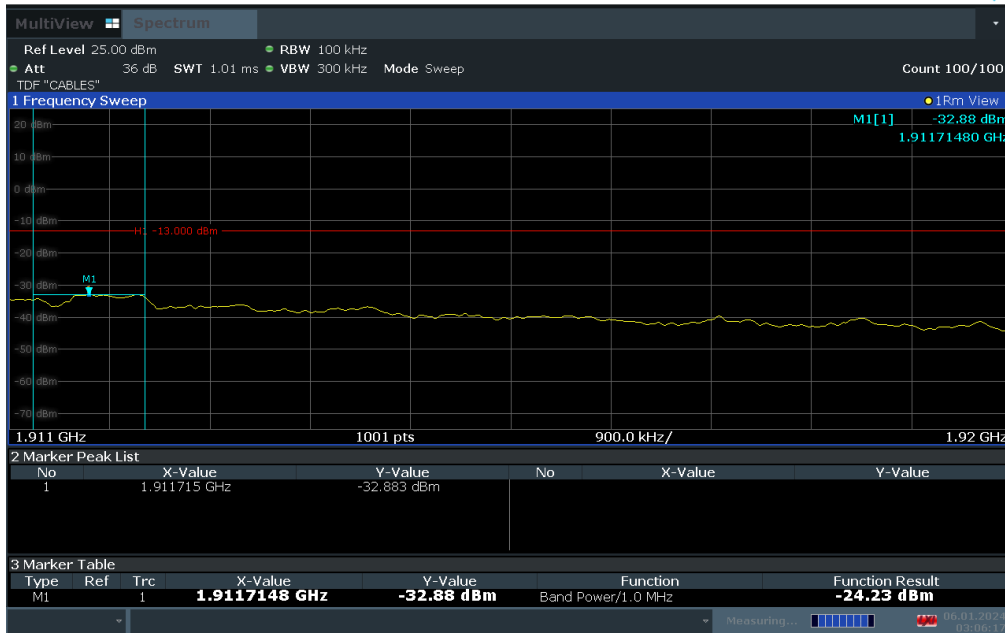
FCC ID: BCGA2899	PART 24 MEASUREMENT REPORT	Approved by: Technical Manager
Test Report S/N: 1C2311270066-08.BCG	Test Dates: 10/01/2023 - 03/07/2024	EUT Type: Tablet Device
		Page 87 of 217

V2.2 09/07/2023



03:05:59 06.01.2024

Plot 7-135. Upper Band Edge Plot (LTE Band 2 – 15MHz QPSK – Full RB Configuration)



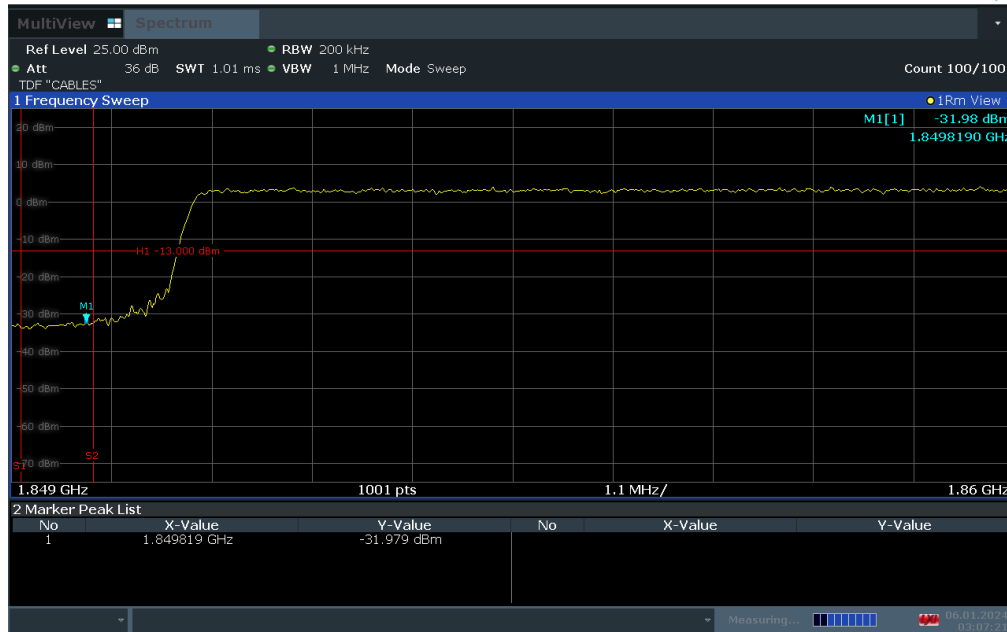
03:06:17 06.01.2024

Plot 7-136. Extended Upper Band Edge Plot (LTE Band 2 – 15MHz QPSK – Full RB Configuration)

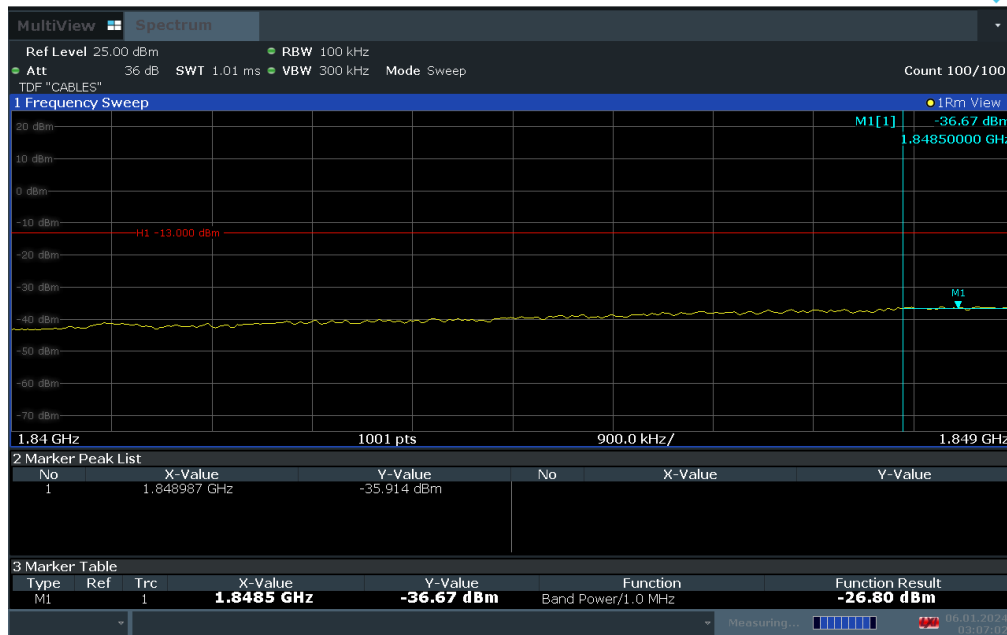
FCC ID: BCGA2899	PART 24 MEASUREMENT REPORT	Approved by: Technical Manager
Test Report S/N: 1C2311270066-08.BCG	Test Dates: 10/01/2023 - 03/07/2024	EUT Type: Tablet Device
		Page 88 of 217

V2.2 09/07/2023



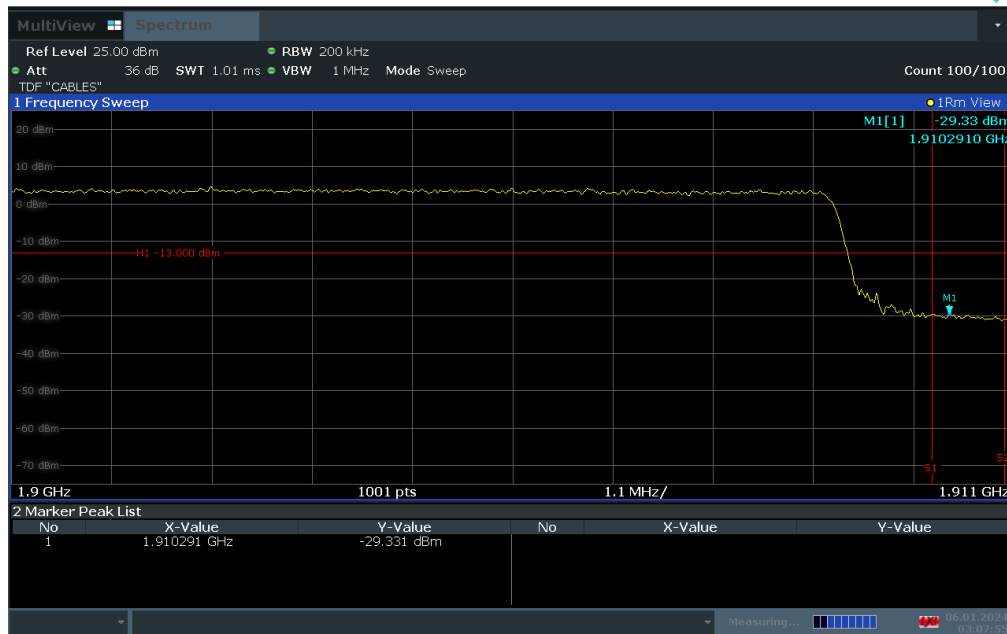


Plot 7-137. Lower Band Edge Plot (LTE Band 2 – 20MHz QPSK – Full RB Configuration)



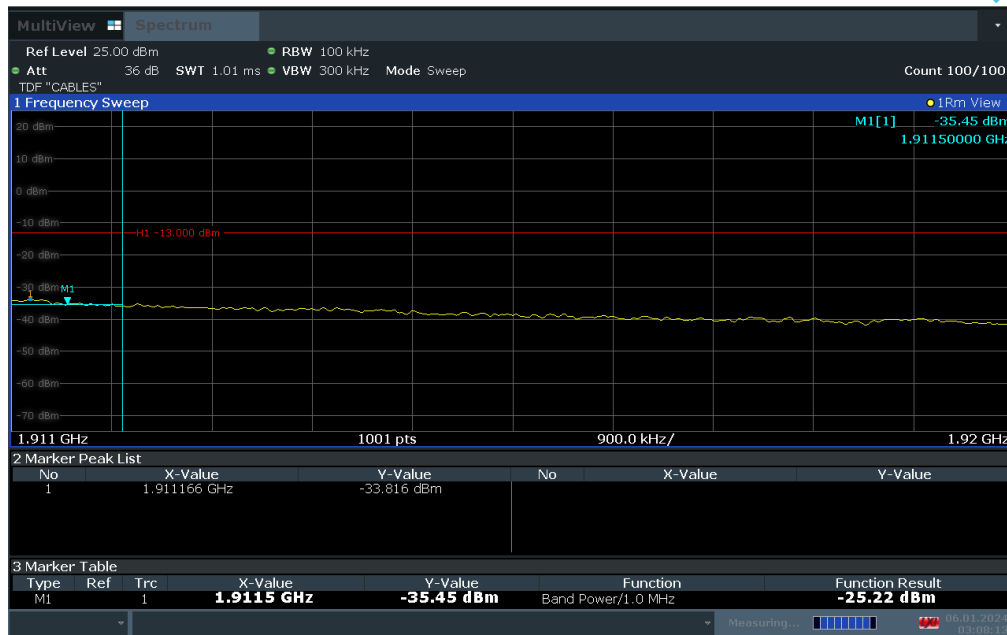
Plot 7-138. Extended Lower Band Edge Plot (LTE Band 2 – 20MHz QPSK – Full RB Configuration)

FCC ID: BCGA2899	PART 24 MEASUREMENT REPORT	Approved by: Technical Manager
Test Report S/N: 1C2311270066-08.BCG	Test Dates: 10/01/2023 - 03/07/2024	EUT Type: Tablet Device
		Page 89 of 217



03:07:55 06.01.2024

Plot 7-139. Upper Band Edge Plot (LTE Band 2 – 20MHz QPSK – Full RB Configuration)



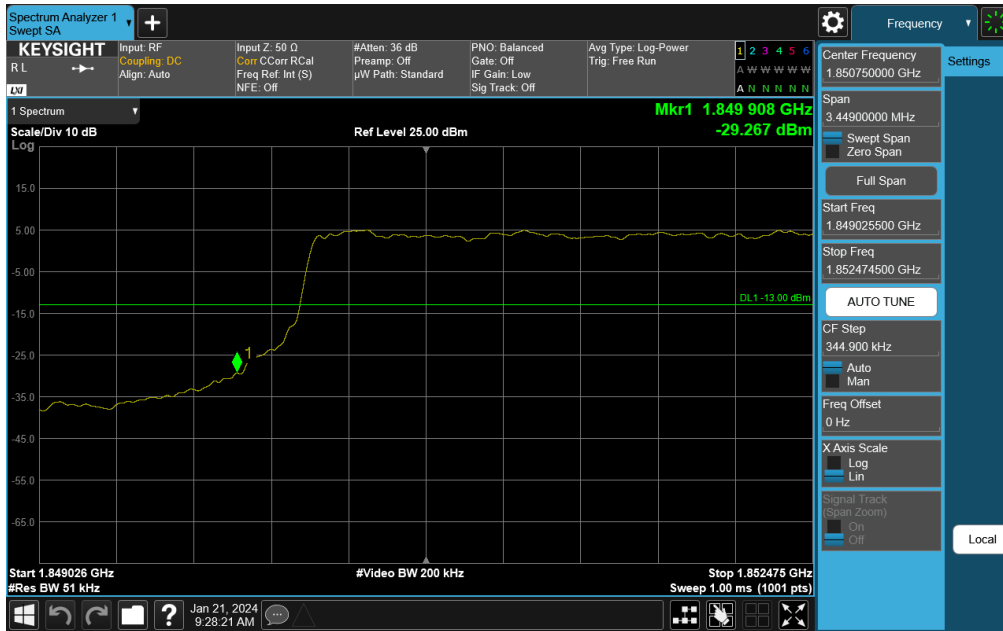
03:08:13 06.01.2024

Plot 7-140. Extended Upper Band Edge Plot (LTE Band 2 – 20MHz QPSK – Full RB Configuration)

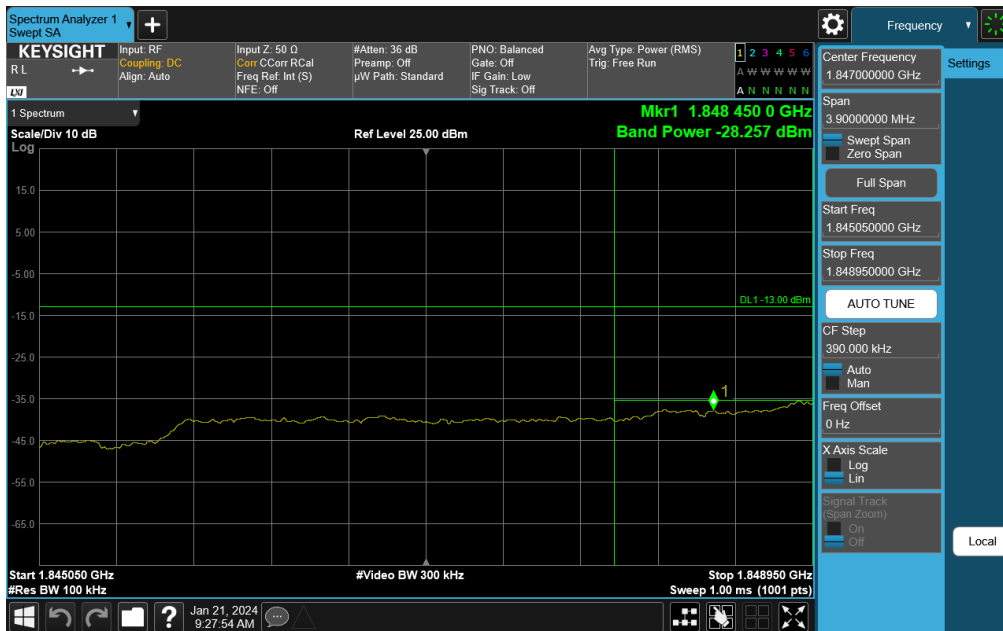
FCC ID: BCGA2899	PART 24 MEASUREMENT REPORT	Approved by: Technical Manager
Test Report S/N: 1C2311270066-08.BCG	Test Dates: 10/01/2023 - 03/07/2024	EUT Type: Tablet Device
		Page 90 of 217

V2.2 09/07/2023

# NR Band n25

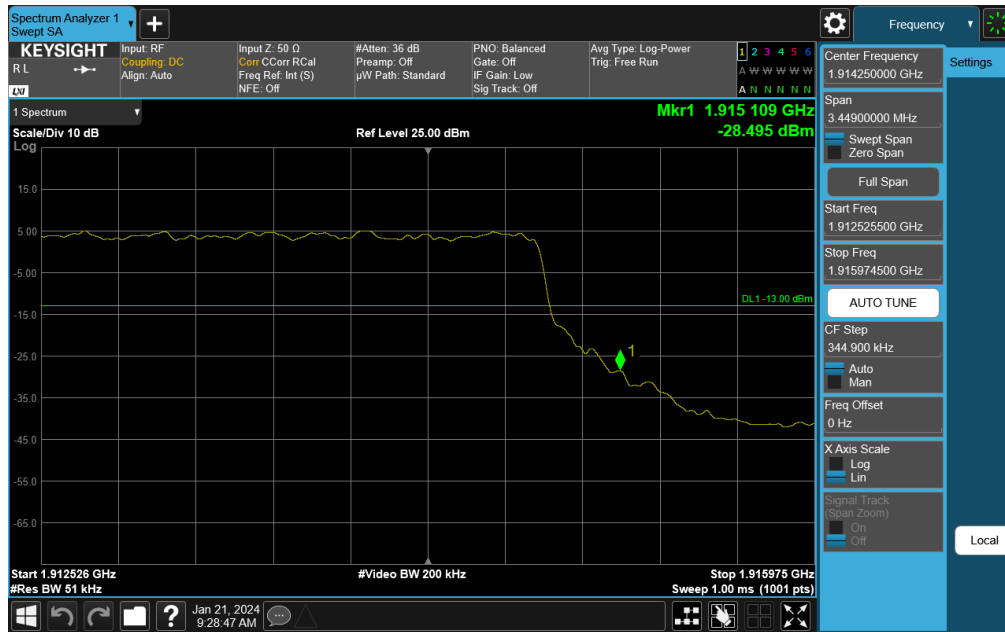


Plot 7-141. Lower Band Edge Plot (NR Band n25 – 5MHz DFT-s-OFDM QPSK – Full RB Configuration)

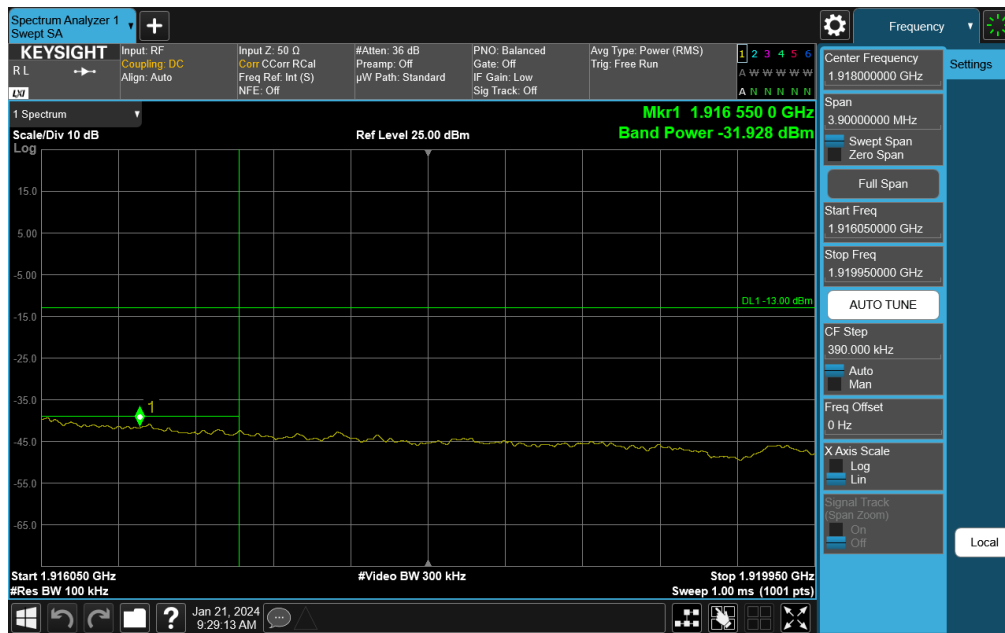


Plot 7-142. Extended Lower Band Edge Plot (NR Band n25 – 5MHz DFT-s-OFDM QPSK – Full RB Configuration)

FCC ID: BCGA2899	PART 24 MEASUREMENT REPORT	Approved by: Technical Manager
Test Report S/N: 1C2311270066-08.BCG	Test Dates: 10/01/2023 - 03/07/2024	EUT Type: Tablet Device
		Page 91 of 217

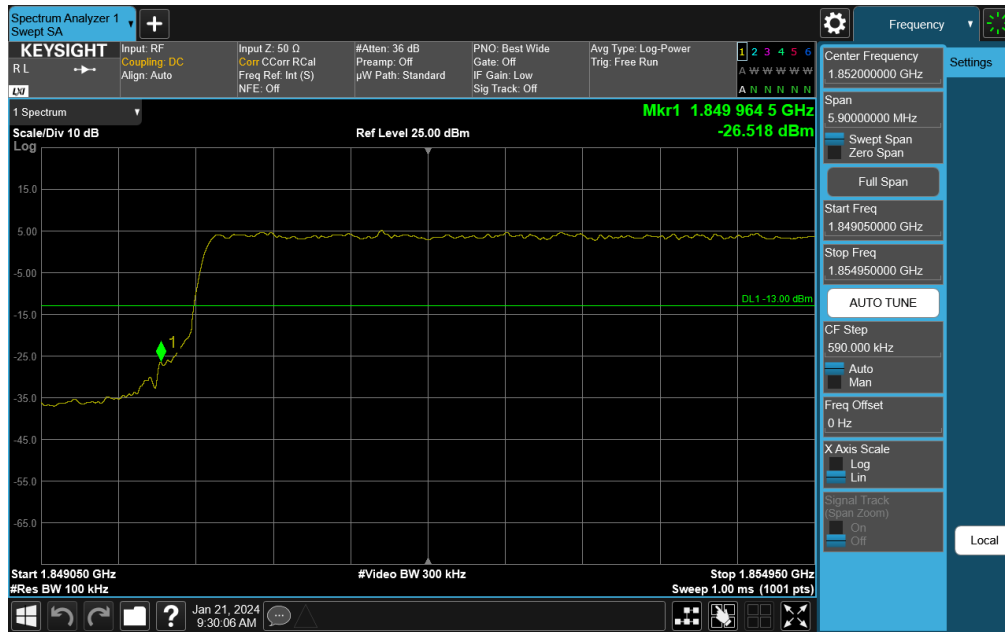


Plot 7-143. Upper Band Edge Plot (NR Band n25 – 5MHz DFT-s-OFDM QPSK – Full RB Configuration)

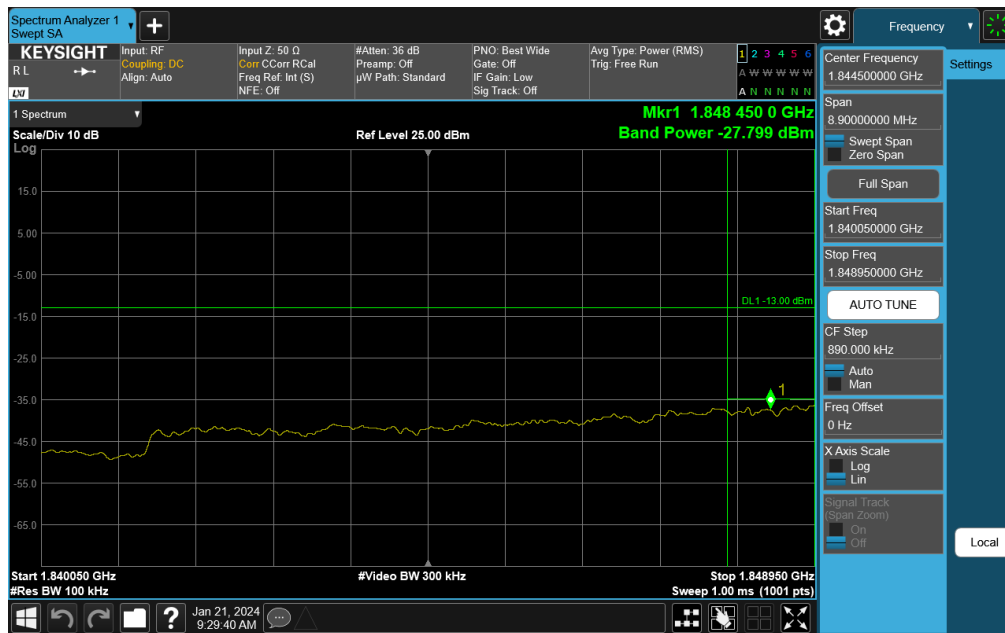


Plot 7-144. Extended Upper Band Edge Plot (NR Band n25 – 5MHz DFT-s-OFDM QPSK – Full RB Configuration)

FCC ID: BCGA2899	PART 24 MEASUREMENT REPORT	Approved by: Technical Manager
Test Report S/N: 1C2311270066-08.BCG	Test Dates: 10/01/2023 - 03/07/2024	Page 92 of 217
	EUT Type: Tablet Device	

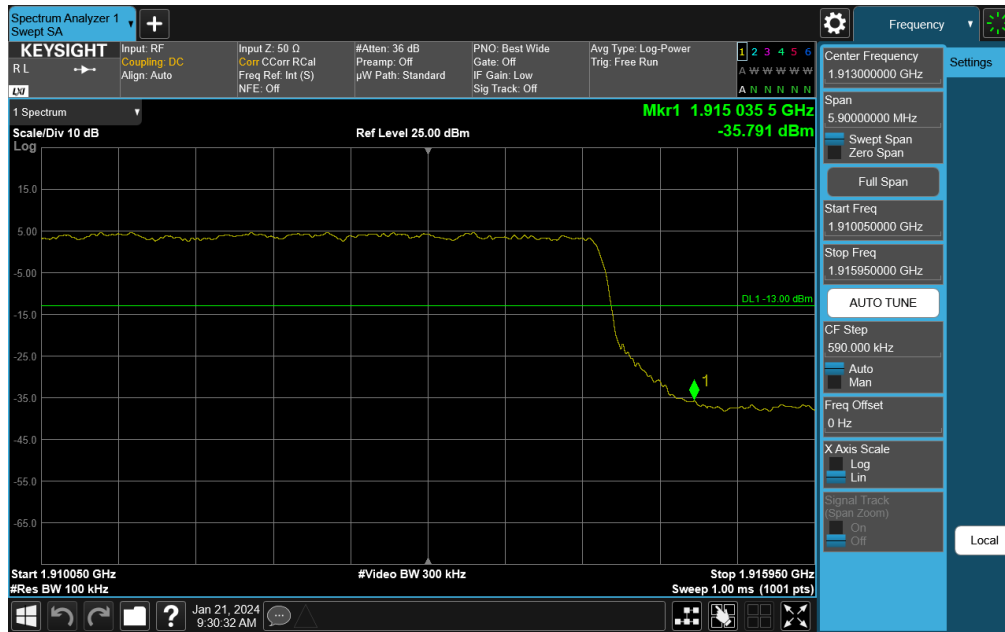


Plot 7-145. Lower Band Edge Plot (NR Band n25 – 10MHz DFT-s-OFDM QPSK – Full RB Configuration)

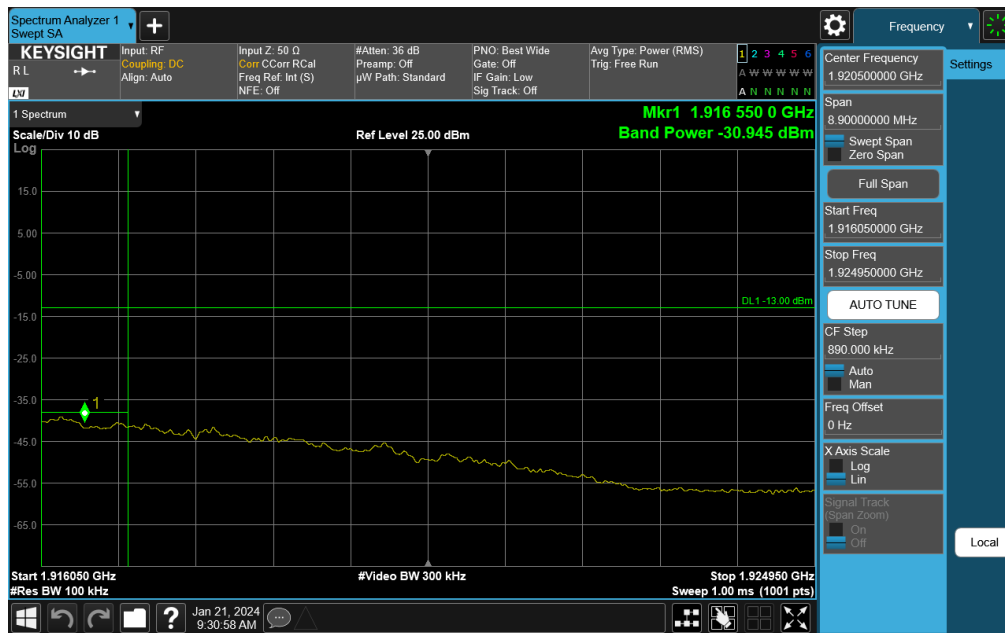


Plot 7-146. Extended Lower Band Edge Plot (NR Band n25 – 10MHz DFT-s-OFDM QPSK – Full RB Configuration)

FCC ID: BCGA2899	PART 24 MEASUREMENT REPORT	Approved by: Technical Manager
Test Report S/N: 1C2311270066-08.BCG	Test Dates: 10/01/2023 - 03/07/2024	Page 93 of 217
	EUT Type: Tablet Device	

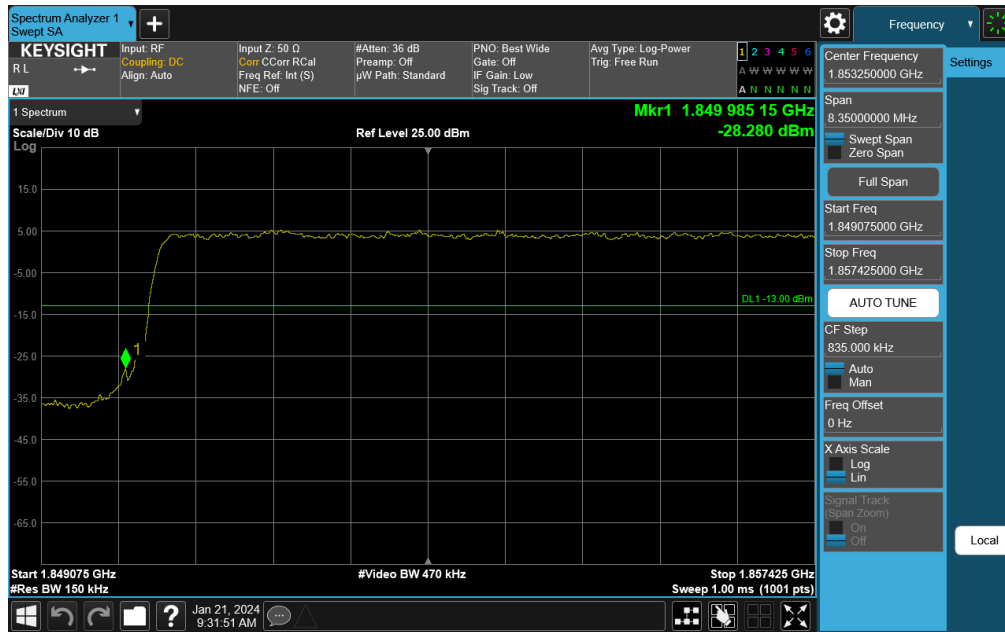


Plot 7-147. Upper Band Edge Plot (NR Band n25 – 10MHz DFT-s-OFDM QPSK – Full RB Configuration)

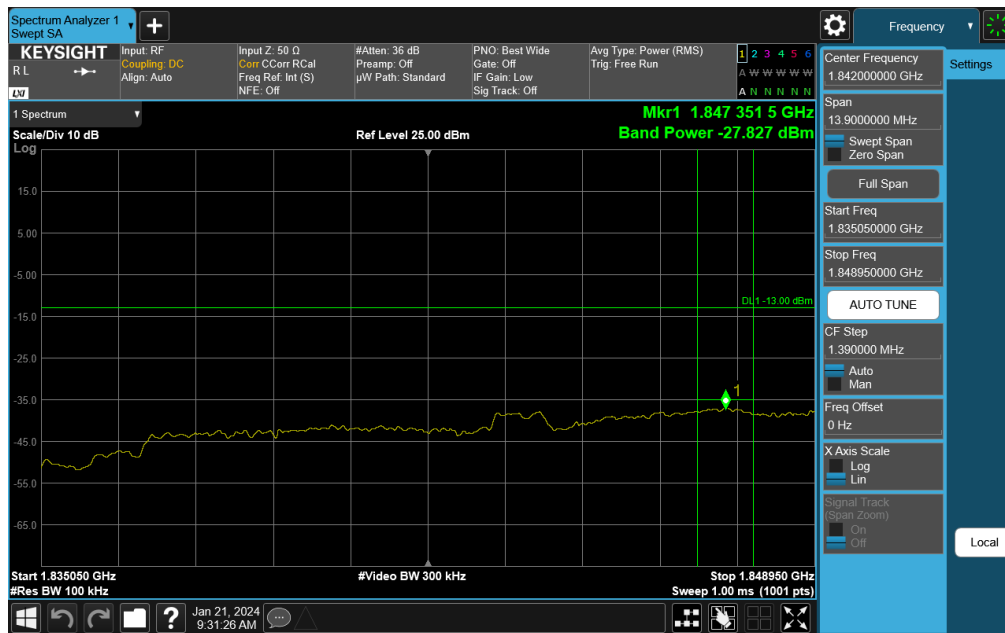


Plot 7-148. Extended Upper Band Edge Plot (NR Band n25 – 10MHz DFT-s-OFDM QPSK – Full RB Configuration)

FCC ID: BCGA2899	PART 24 MEASUREMENT REPORT	Approved by: Technical Manager
Test Report S/N: 1C2311270066-08.BCG	Test Dates: 10/01/2023 - 03/07/2024	EUT Type: Tablet Device
		Page 94 of 217

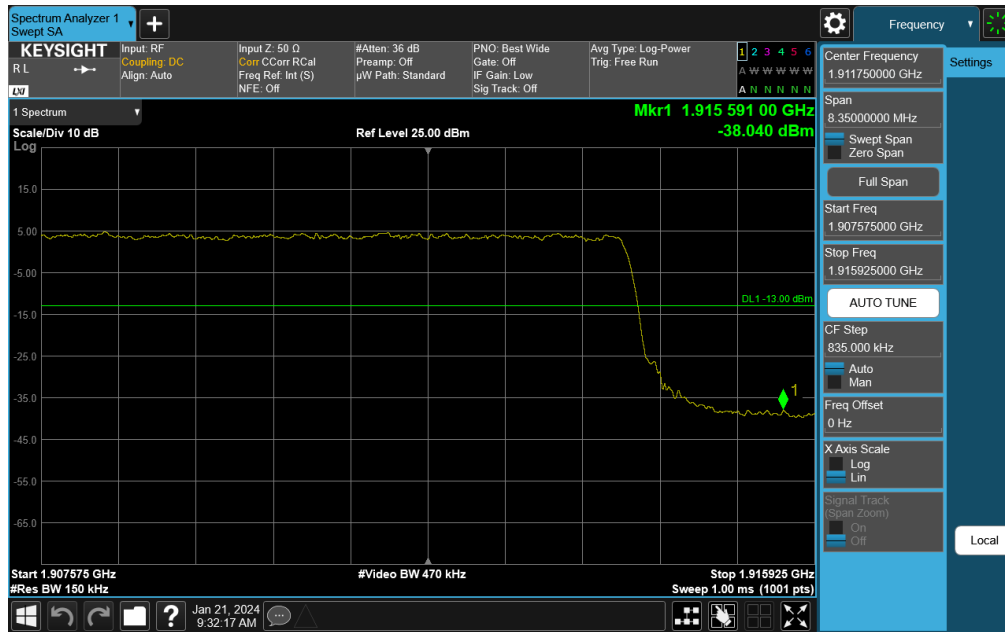


Plot 7-149. Lower Band Edge Plot (NR Band n25 – 15MHz DFT-s-OFDM QPSK – Full RB Configuration)

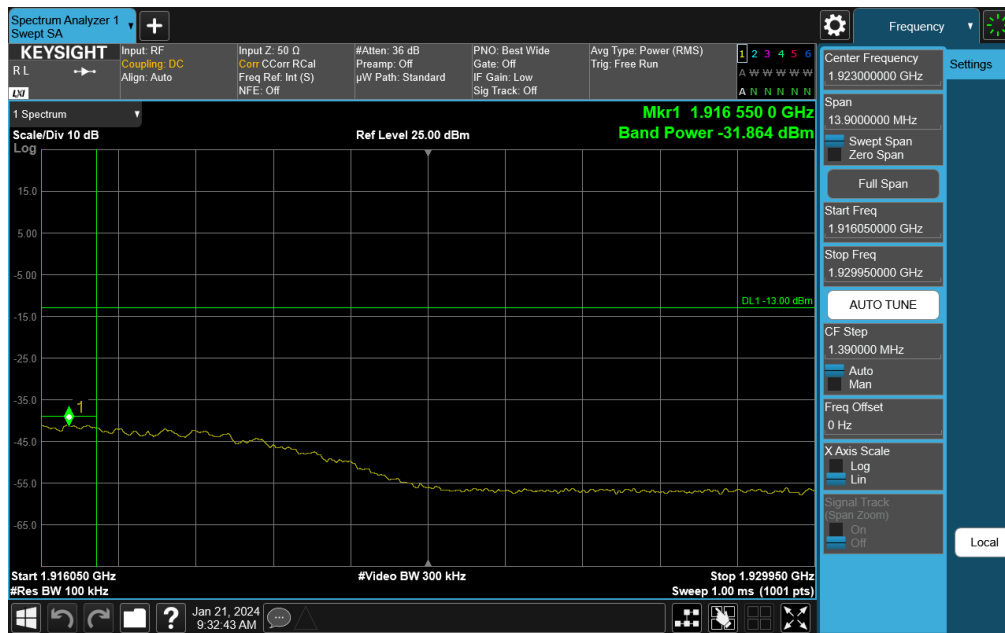


Plot 7-150. Extended Lower Band Edge Plot (NR Band n25 – 15MHz DFT-s-OFDM QPSK – Full RB Configuration)

FCC ID: BCGA2899	PART 24 MEASUREMENT REPORT	Approved by: Technical Manager
Test Report S/N: 1C2311270066-08.BCG	Test Dates: 10/01/2023 - 03/07/2024	Page 95 of 217
	EUT Type: Tablet Device	



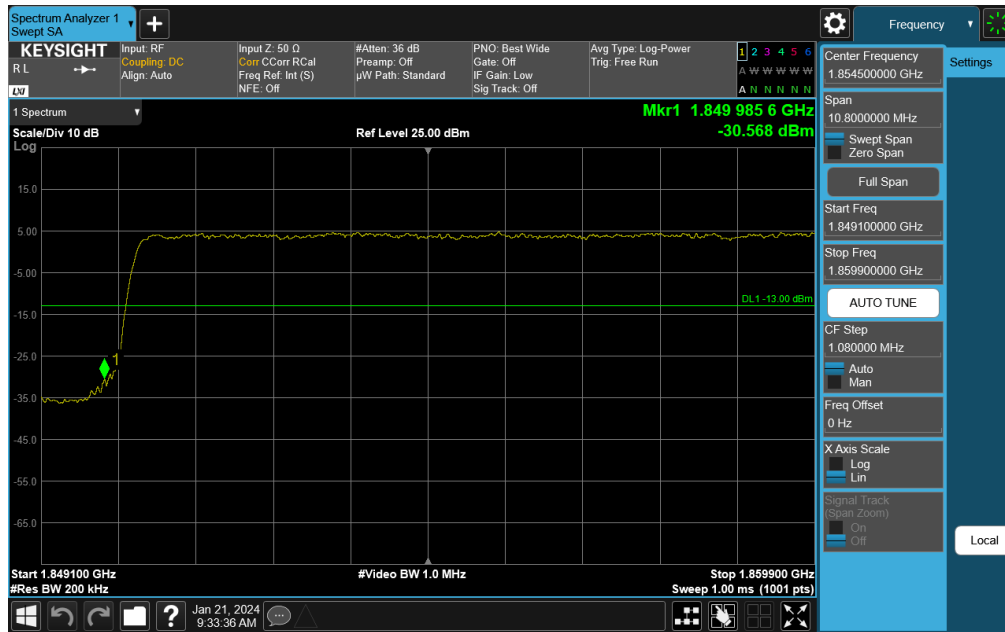
Plot 7-151. Upper Band Edge Plot (NR Band n25 – 15MHz DFT-s-OFDM QPSK – Full RB Configuration)



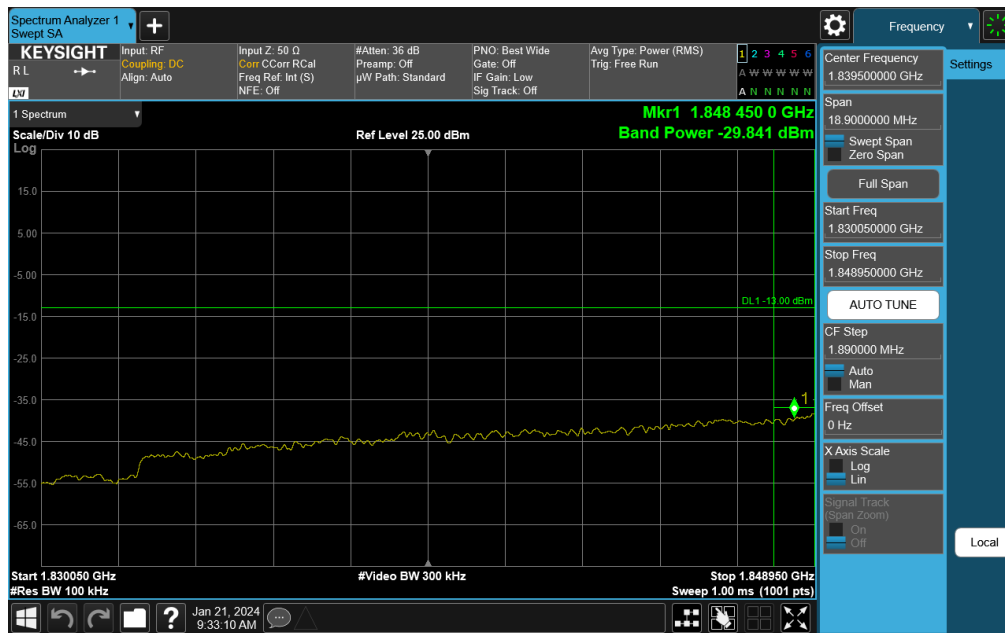
Plot 7-152. Extended Upper Band Edge Plot (NR Band n25 – 15MHz DFT-s-OFDM QPSK – Full RB Configuration)

FCC ID: BCGA2899	PART 24 MEASUREMENT REPORT	Approved by: Technical Manager
Test Report S/N: 1C2311270066-08.BCG	Test Dates: 10/01/2023 - 03/07/2024	Page 96 of 217
	EUT Type: Tablet Device	



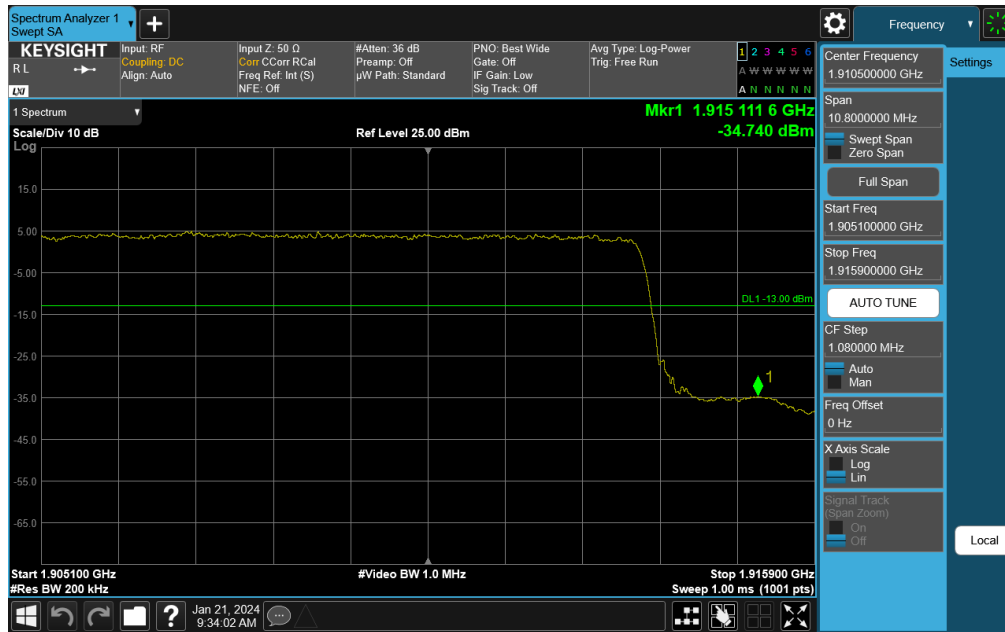


Plot 7-153. Lower Band Edge Plot (NR Band n25 – 20MHz DFT-s-OFDM QPSK – Full RB Configuration)

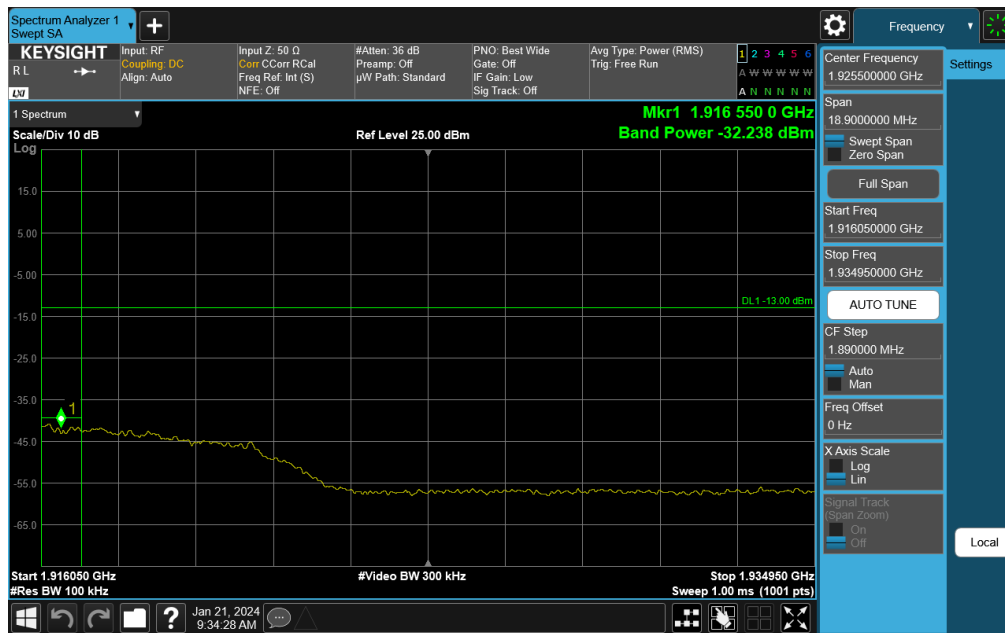


Plot 7-154. Extended Lower Band Edge Plot (NR Band n25 – 20MHz DFT-s-OFDM QPSK – Full RB Configuration)

FCC ID: BCGA2899	PART 24 MEASUREMENT REPORT	Approved by: Technical Manager
Test Report S/N: 1C2311270066-08.BCG	Test Dates: 10/01/2023 - 03/07/2024	Page 97 of 217
	EUT Type: Tablet Device	

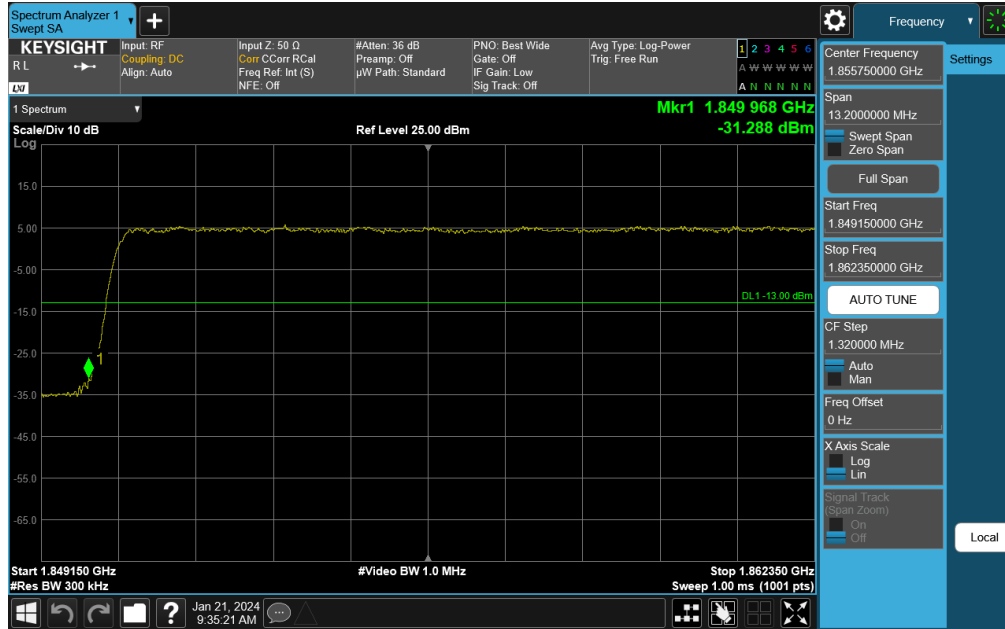


Plot 7-155. Upper Band Edge Plot (NR Band n25 – 20MHz DFT-s-OFDM QPSK – Full RB Configuration)

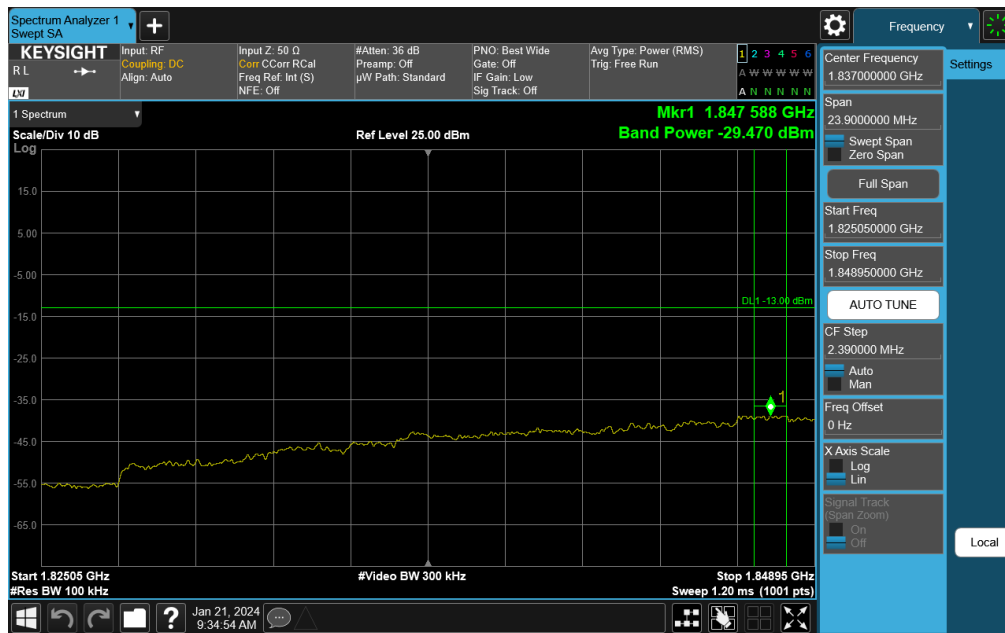


Plot 7-156. Extended Upper Band Edge Plot (NR Band n25 – 20MHz DFT-s-OFDM QPSK – Full RB Configuration)

FCC ID: BCGA2899	PART 24 MEASUREMENT REPORT	Approved by: Technical Manager
Test Report S/N: 1C2311270066-08.BCG	Test Dates: 10/01/2023 - 03/07/2024	Page 98 of 217
	EUT Type: Tablet Device	

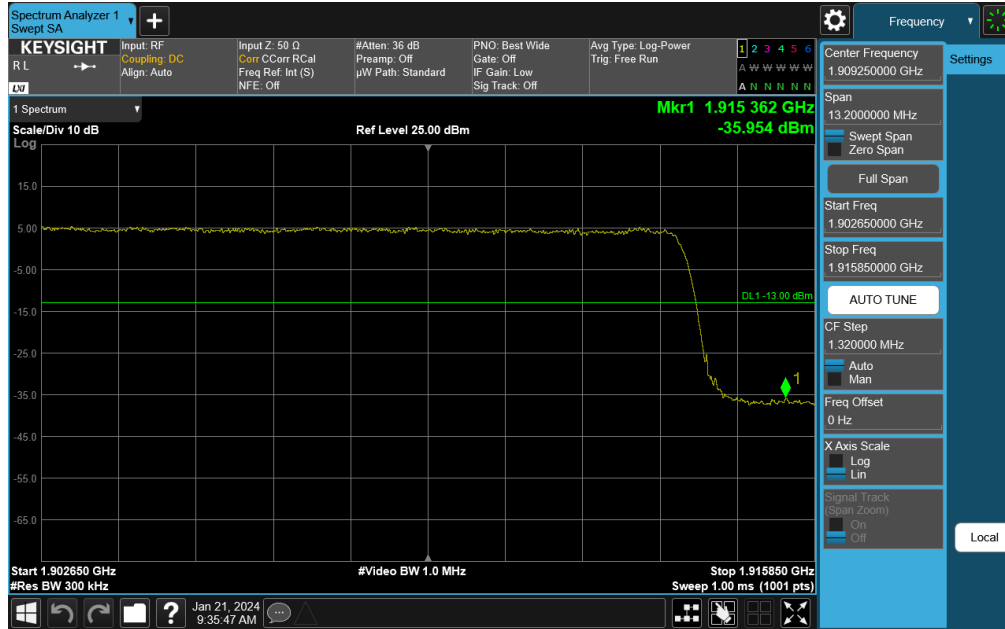


Plot 7-157. Lower Band Edge Plot (NR Band n25 – 25MHz DFT-s-OFDM QPSK – Full RB Configuration)

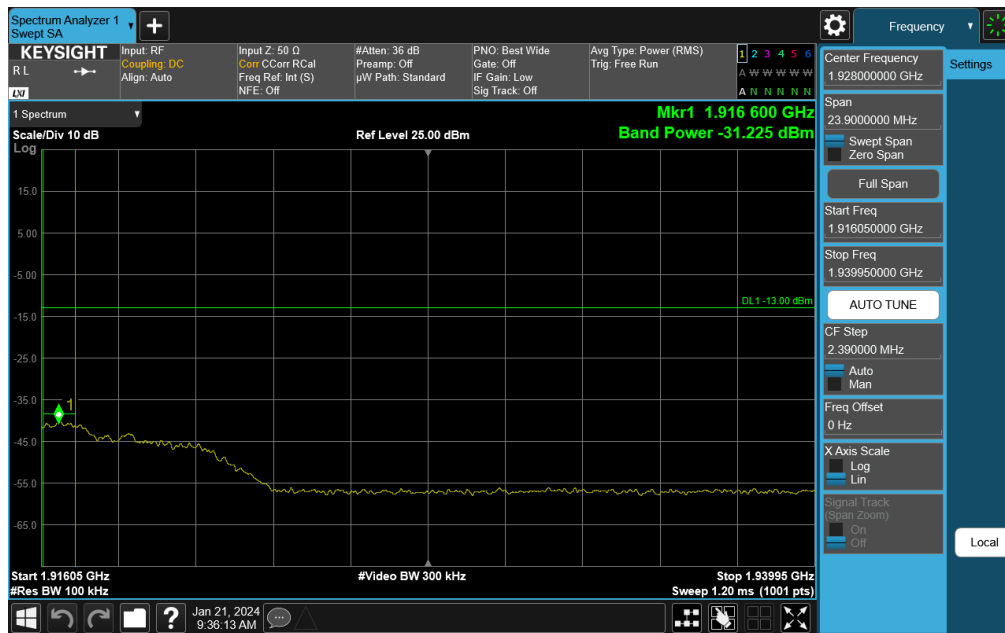


Plot 7-158. Extended Lower Band Edge Plot (NR Band n25 – 25MHz DFT-s-OFDM QPSK – Full RB Configuration)

FCC ID: BCGA2899	PART 24 MEASUREMENT REPORT	Approved by: Technical Manager
Test Report S/N: 1C2311270066-08.BCG	Test Dates: 10/01/2023 - 03/07/2024	Page 99 of 217
	EUT Type: Tablet Device	

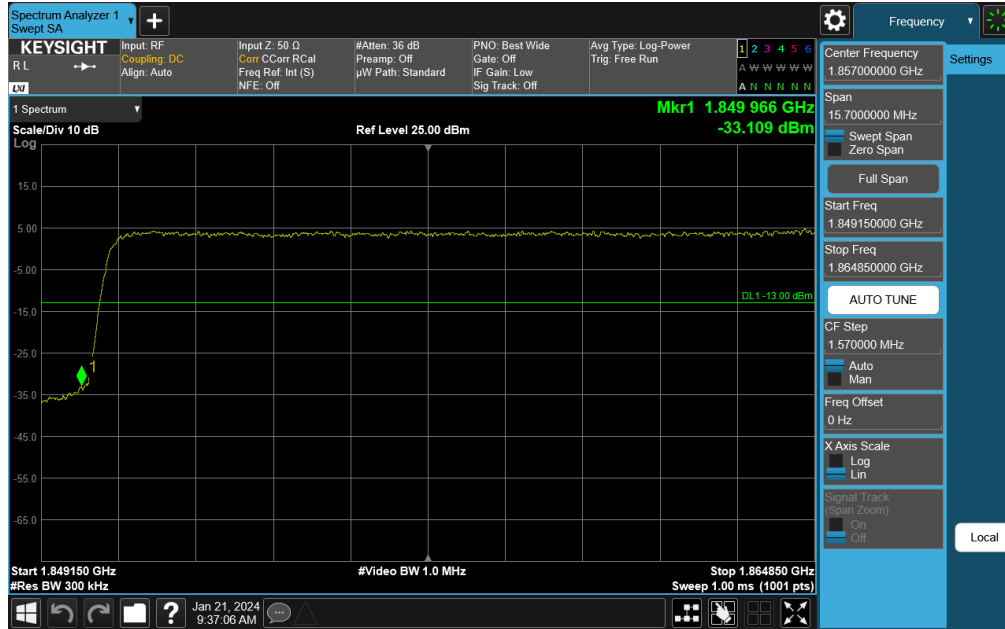


Plot 7-159. Upper Band Edge Plot (NR Band n25 – 25MHz DFT-s-OFDM QPSK – Full RB Configuration)

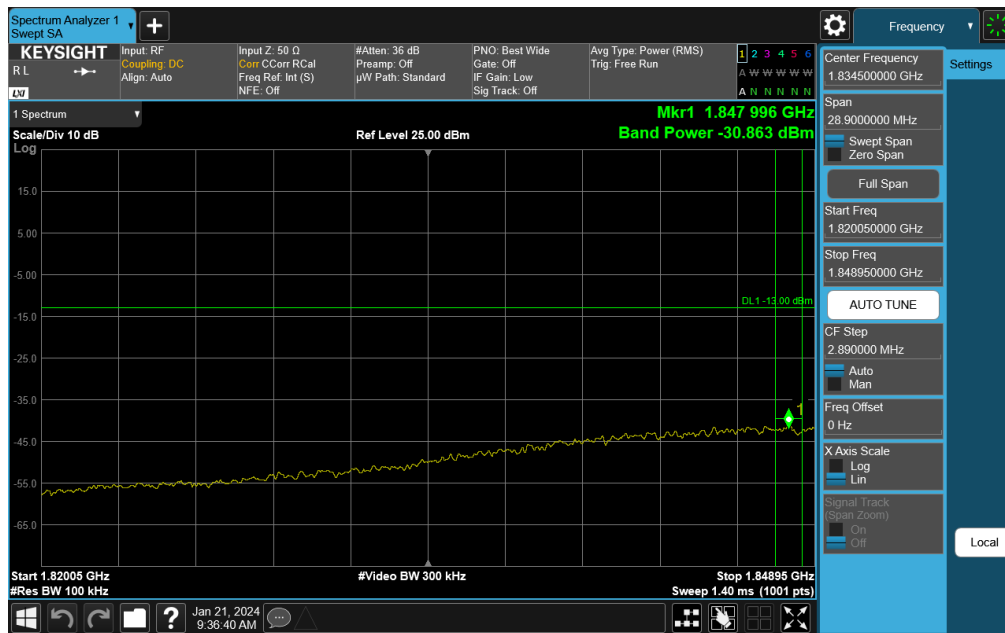


Plot 7-160. Extended Upper Band Edge Plot (NR Band n25 – 25MHz DFT-s-OFDM QPSK – Full RB Configuration)


FCC ID: BCGA2899	PART 24 MEASUREMENT REPORT	Approved by: Technical Manager
Test Report S/N: 1C2311270066-08.BCG	Test Dates: 10/01/2023 - 03/07/2024	Page 100 of 217
	EUT Type: Tablet Device	

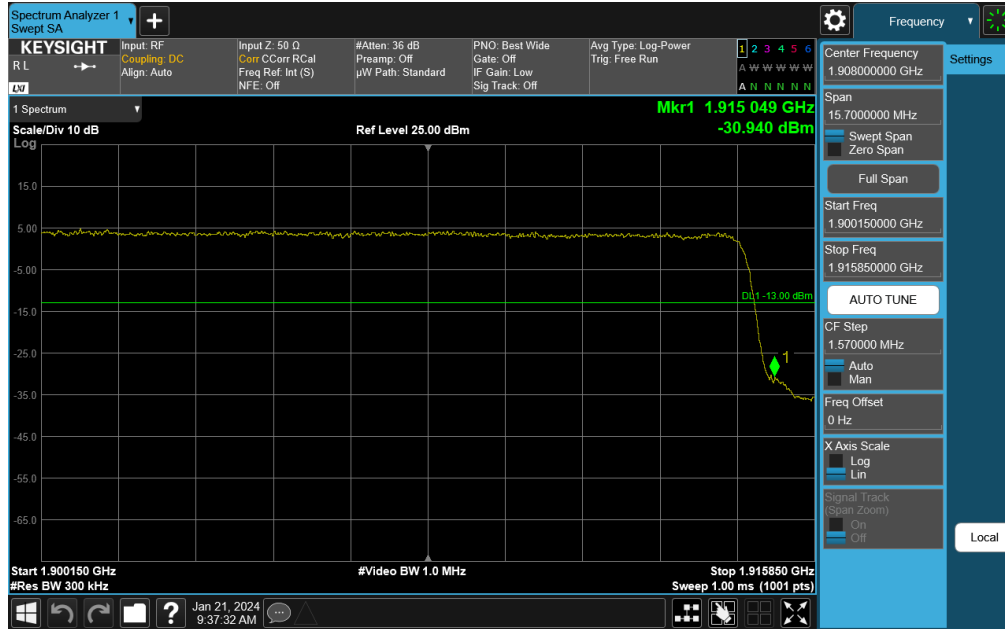


Plot 7-161. Lower Band Edge Plot (NR Band n25 – 30MHz DFT-s-OFDM QPSK – Full RB Configuration)

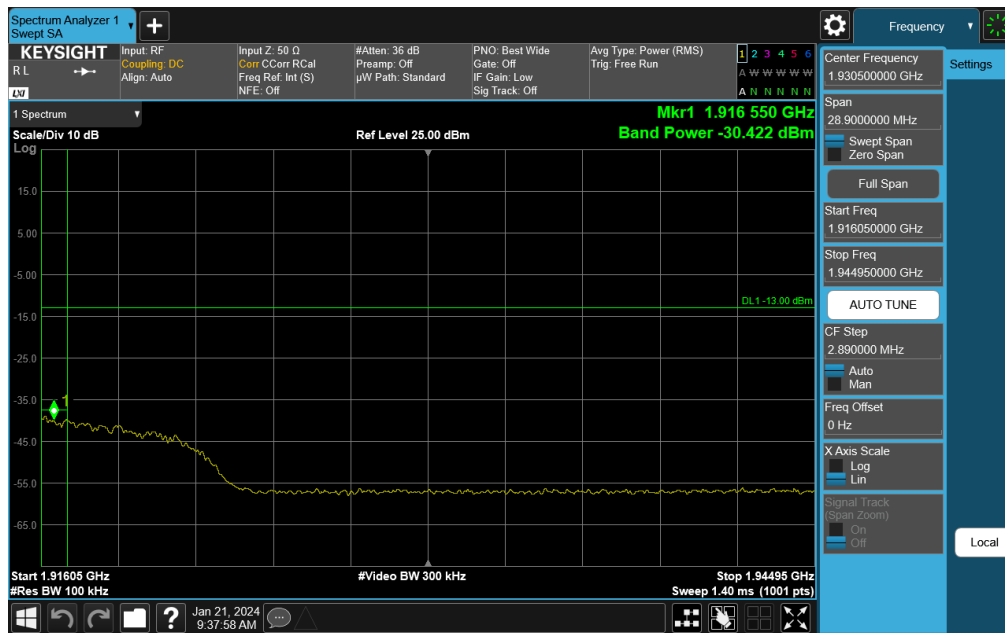


Plot 7-162. Extended Lower Band Edge Plot (NR Band n25 – 30MHz DFT-s-OFDM QPSK – Full RB Configuration)

FCC ID: BCGA2899	 PART 24 MEASUREMENT REPORT	Approved by: Technical Manager
Test Report S/N: 1C2311270066-08.BCG	Test Dates: 10/01/2023 - 03/07/2024	EUT Type: Tablet Device
		Page 101 of 217

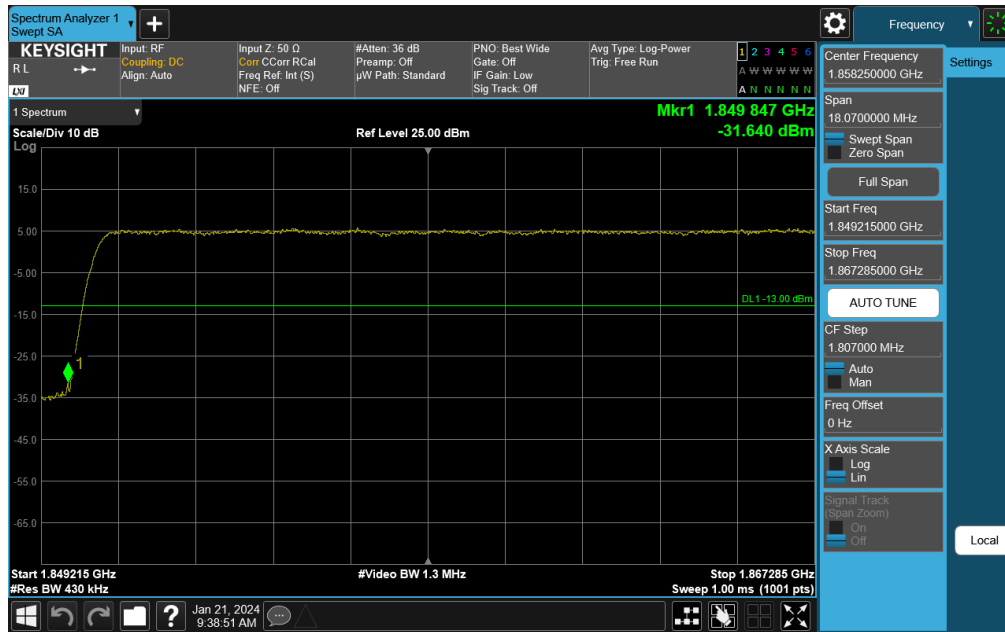


Plot 7-163. Upper Band Edge Plot (NR Band n25 – 30MHz DFT-s-OFDM QPSK – Full RB Configuration)

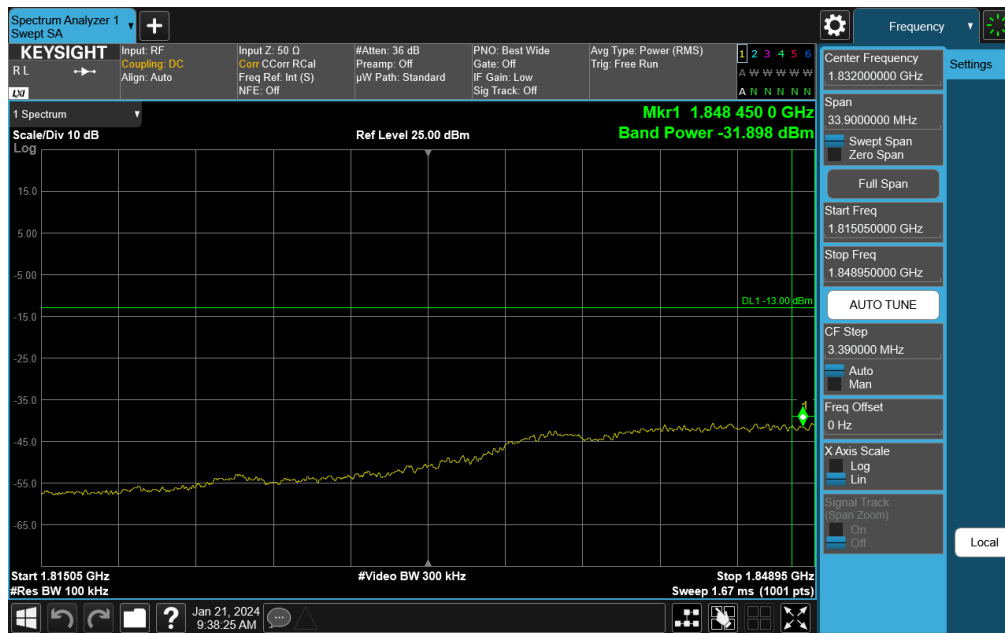


Plot 7-164. Extended Upper Band Edge Plot (NR Band n25 – 30MHz DFT-s-OFDM QPSK – Full RB Configuration)

FCC ID: BCGA2899	PART 24 MEASUREMENT REPORT	Approved by: Technical Manager
Test Report S/N: 1C2311270066-08.BCG	Test Dates: 10/01/2023 - 03/07/2024	EUT Type: Tablet Device
		Page 102 of 217

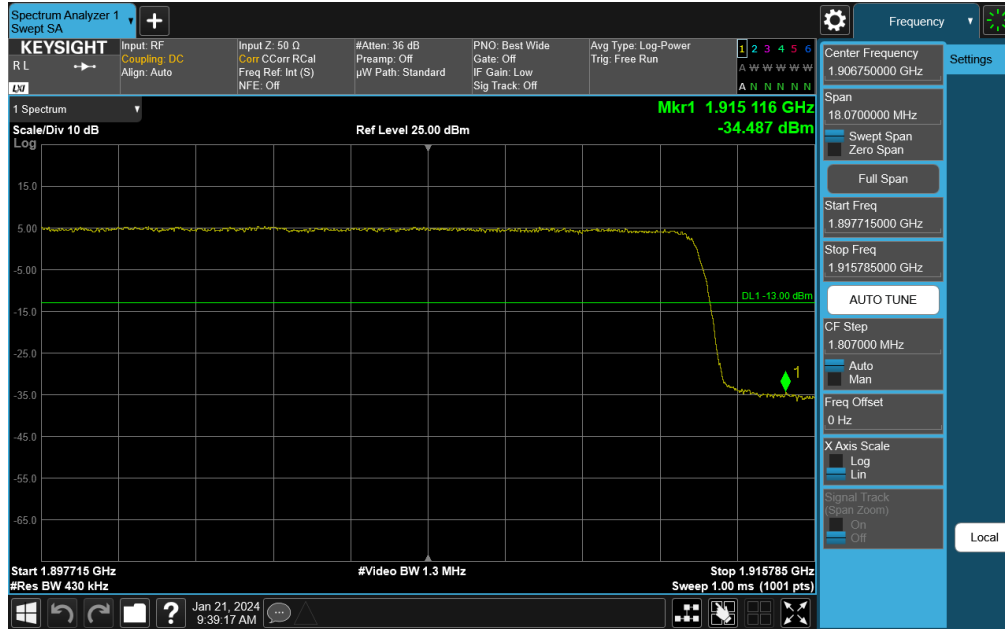


Plot 7-165. Lower Band Edge Plot (NR Band n25 – 35MHz DFT-s-OFDM QPSK – Full RB Configuration)

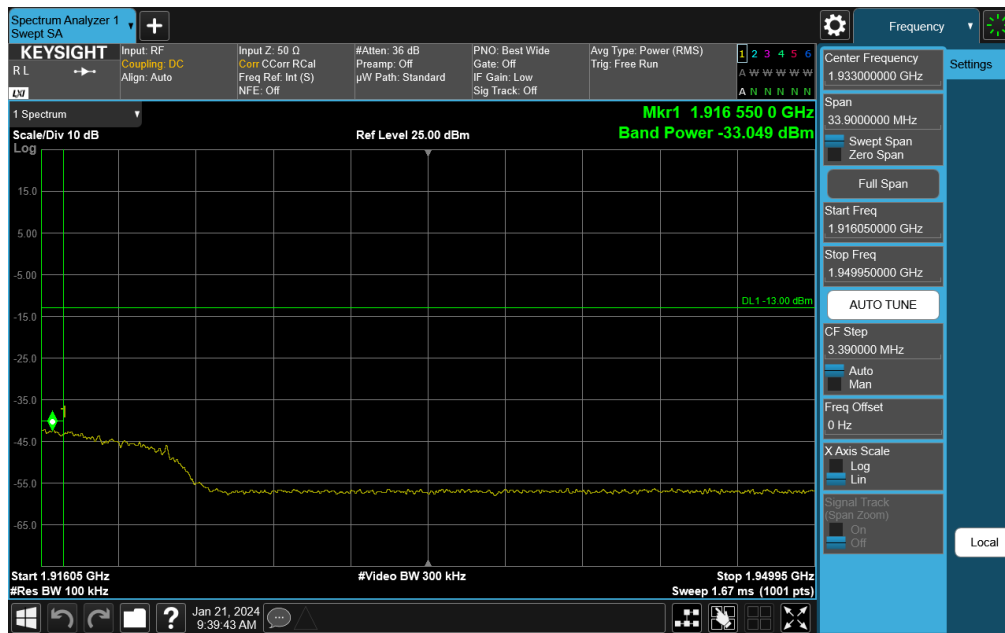


Plot 7-166. Extended Lower Band Edge Plot (NR Band n25 – 35MHz DFT-s-OFDM QPSK – Full RB Configuration)

FCC ID: BCGA2899	PART 24 MEASUREMENT REPORT	Approved by: Technical Manager
Test Report S/N: 1C2311270066-08.BCG	Test Dates: 10/01/2023 - 03/07/2024	EUT Type: Tablet Device
		Page 103 of 217



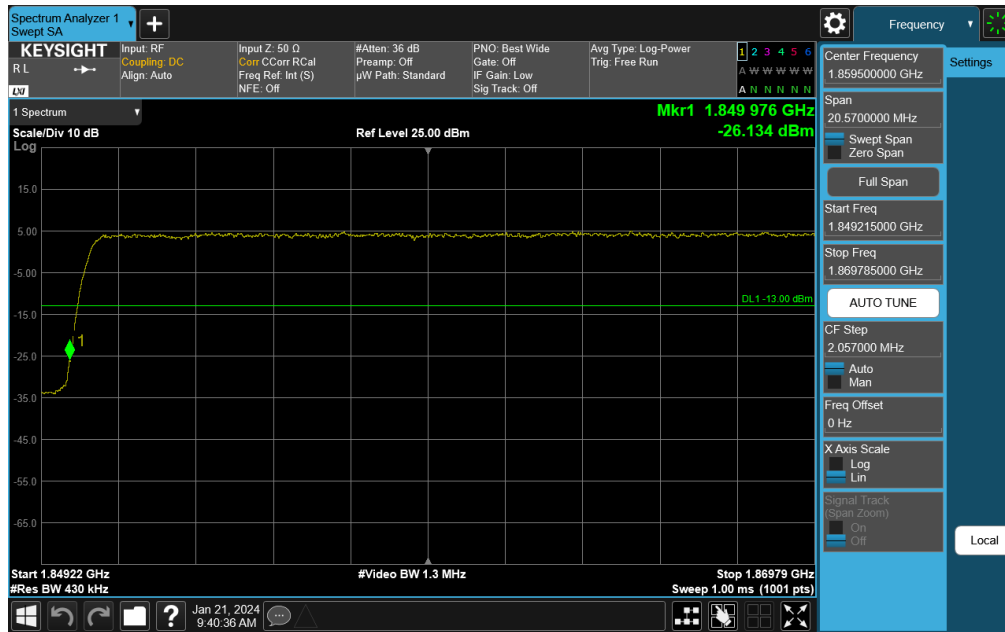
Plot 7-167. Upper Band Edge Plot (NR Band n25 – 35MHz DFT-s-OFDM QPSK – Full RB Configuration)



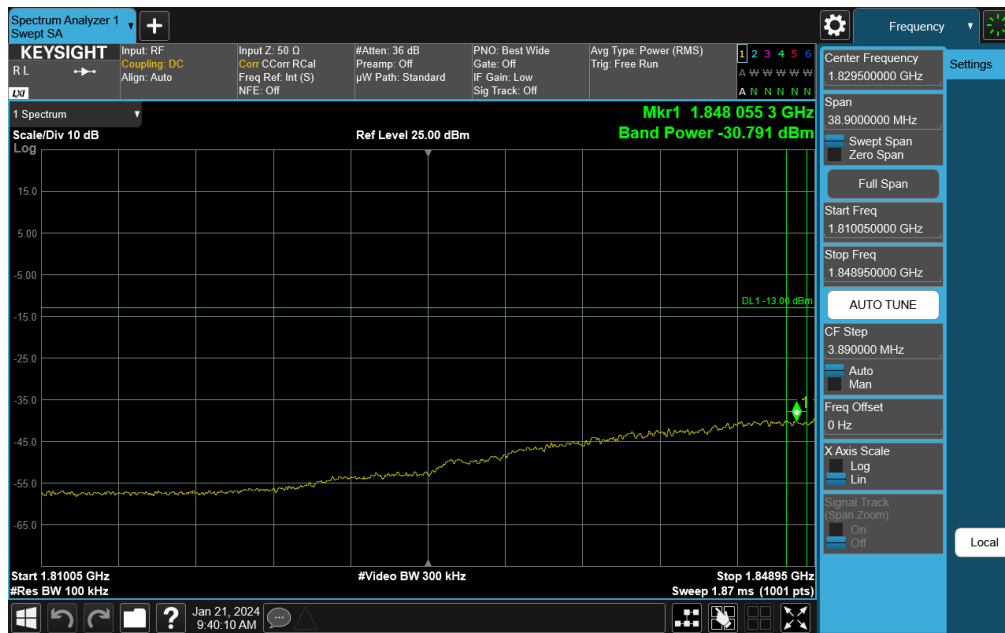
Plot 7-168. Extended Upper Band Edge Plot (NR Band n25 – 35MHz DFT-s-OFDM QPSK – Full RB Configuration)

FCC ID: BCGA2899	PART 24 MEASUREMENT REPORT	Approved by: Technical Manager
Test Report S/N: 1C2311270066-08.BCG	Test Dates: 10/01/2023 - 03/07/2024	EUT Type: Tablet Device
		Page 104 of 217



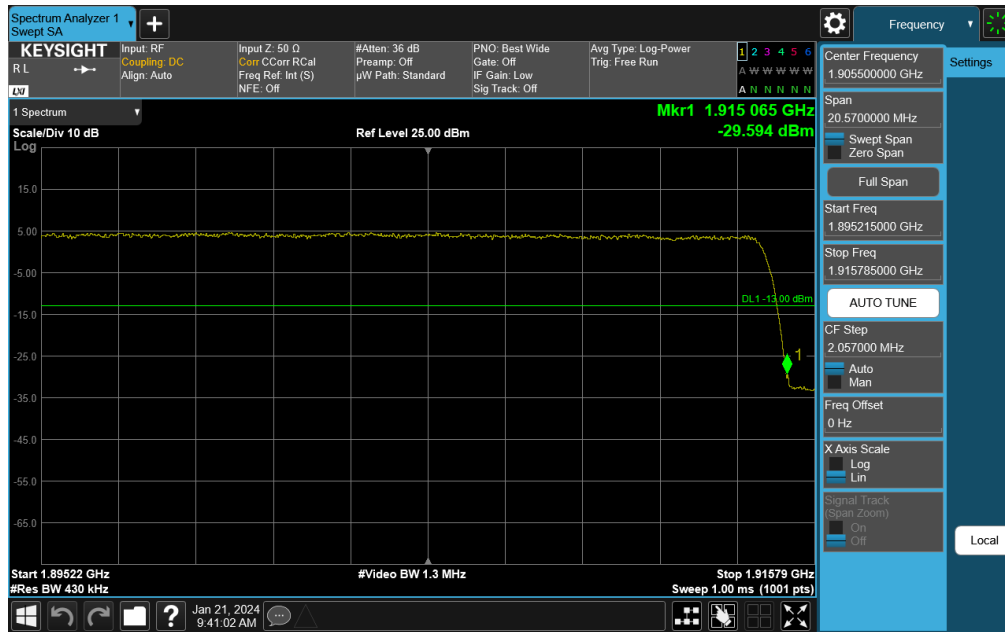


Plot 7-169. Lower Band Edge Plot (NR Band n25 – 40MHz DFT-s-OFDM QPSK – Full RB Configuration)

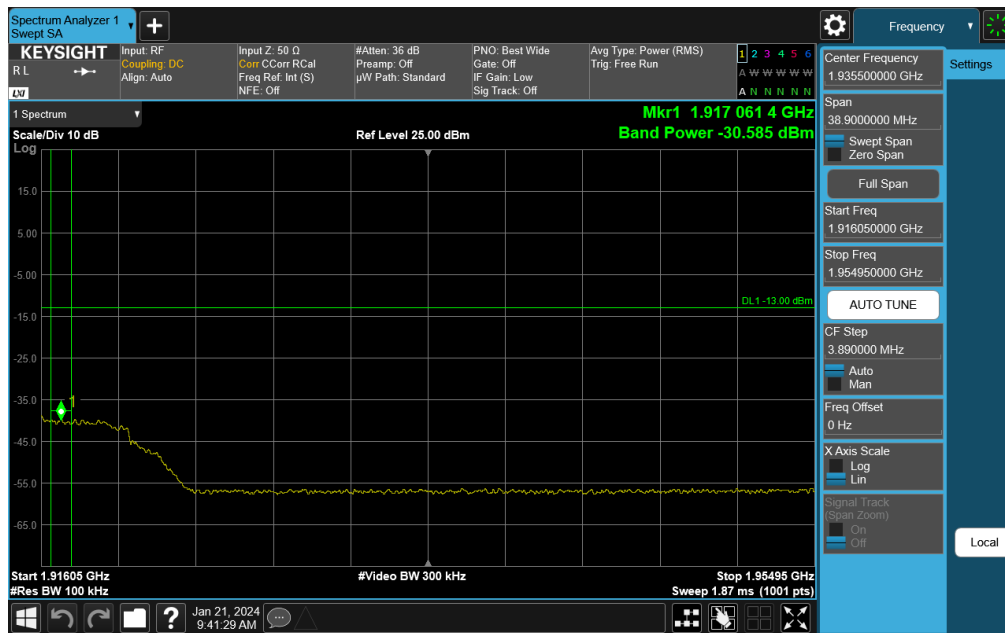


Plot 7-170. Extended Lower Band Edge Plot (NR Band n25 – 40MHz DFT-s-OFDM QPSK – Full RB Configuration)

FCC ID: BCGA2899	PART 24 MEASUREMENT REPORT	Approved by: Technical Manager
Test Report S/N: 1C2311270066-08.BCG	Test Dates: 10/01/2023 - 03/07/2024	EUT Type: Tablet Device
		Page 105 of 217



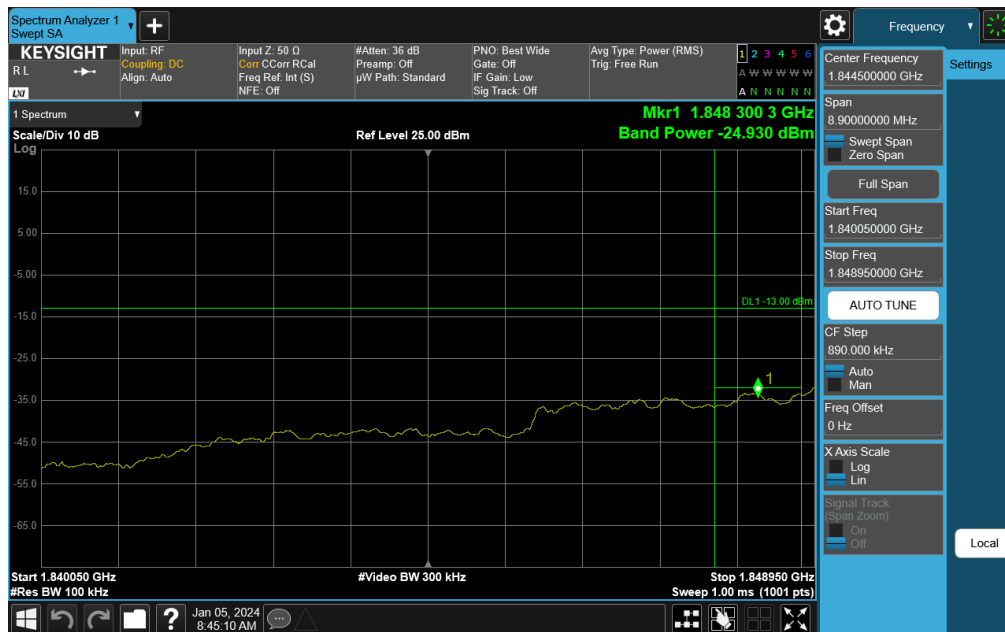
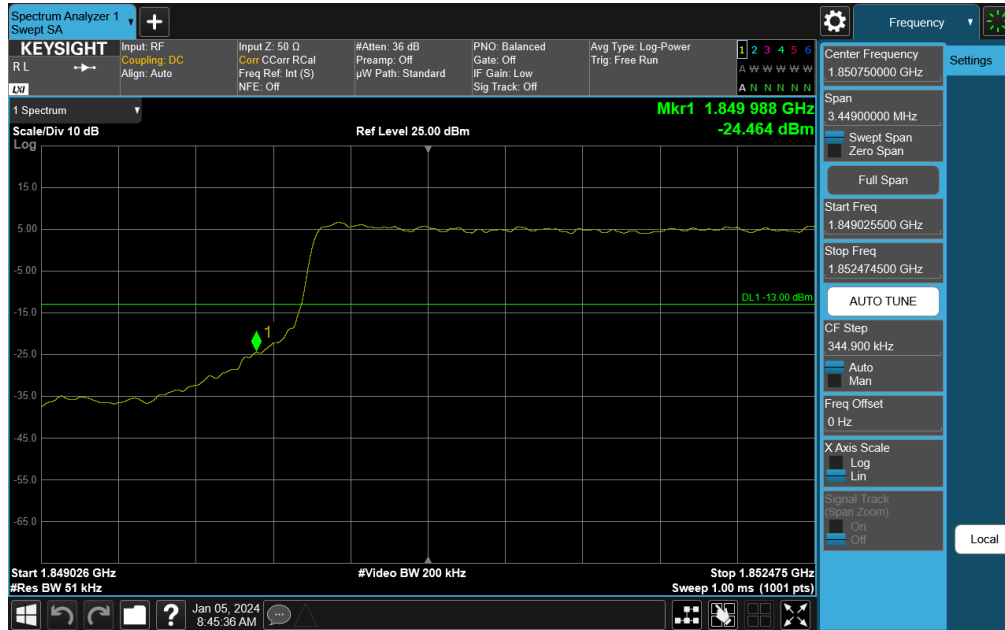
Plot 7-171. Upper Band Edge Plot (NR Band n25 – 40MHz DFT-s-OFDM QPSK – Full RB Configuration)



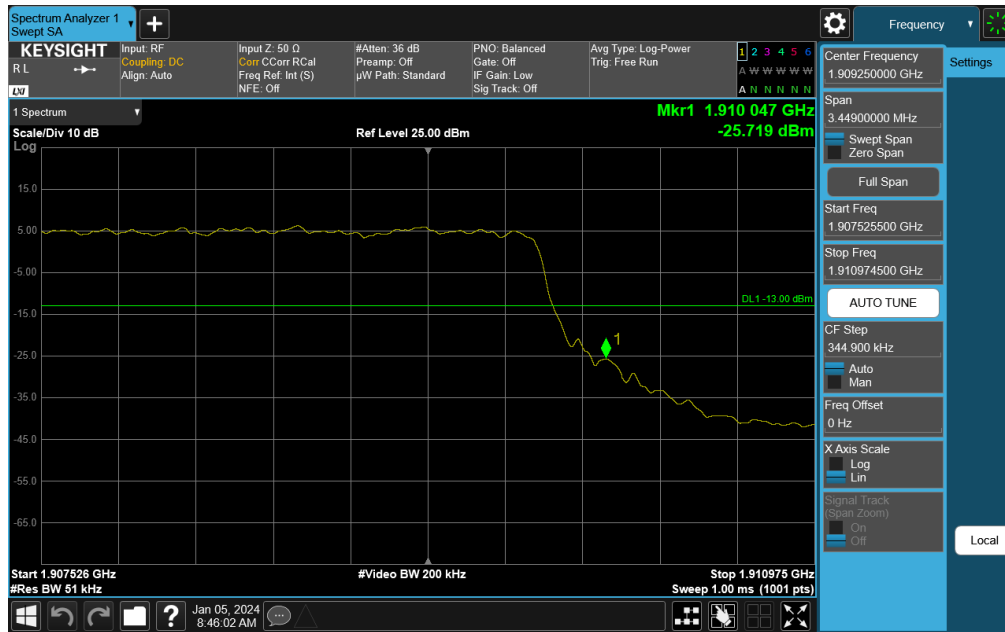
Plot 7-172. Extended Upper Band Edge Plot (NR Band n25 – 40MHz DFT-s-OFDM QPSK – Full RB Configuration)

FCC ID: BCGA2899	PART 24 MEASUREMENT REPORT	Approved by: Technical Manager
Test Report S/N: 1C2311270066-08.BCG	Test Dates: 10/01/2023 - 03/07/2024	EUT Type: Tablet Device
		Page 106 of 217

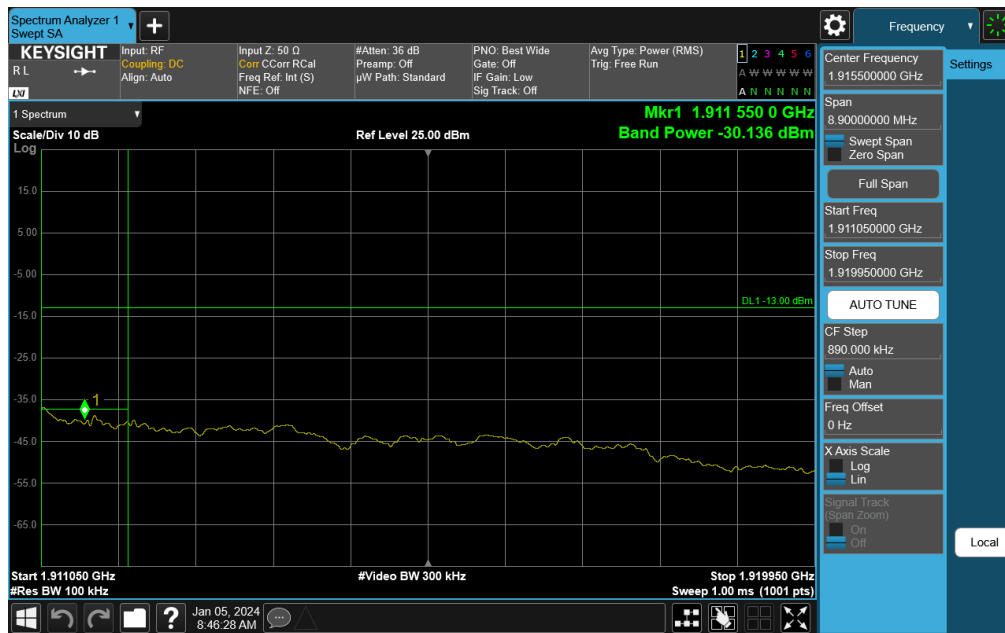
## NR Band n2



FCC ID: BCGA2899	PART 24 MEASUREMENT REPORT	Approved by: Technical Manager
Test Report S/N: 1C2311270066-08.BCG	Test Dates: 10/01/2023 - 03/07/2024	EUT Type: Tablet Device
		Page 107 of 217

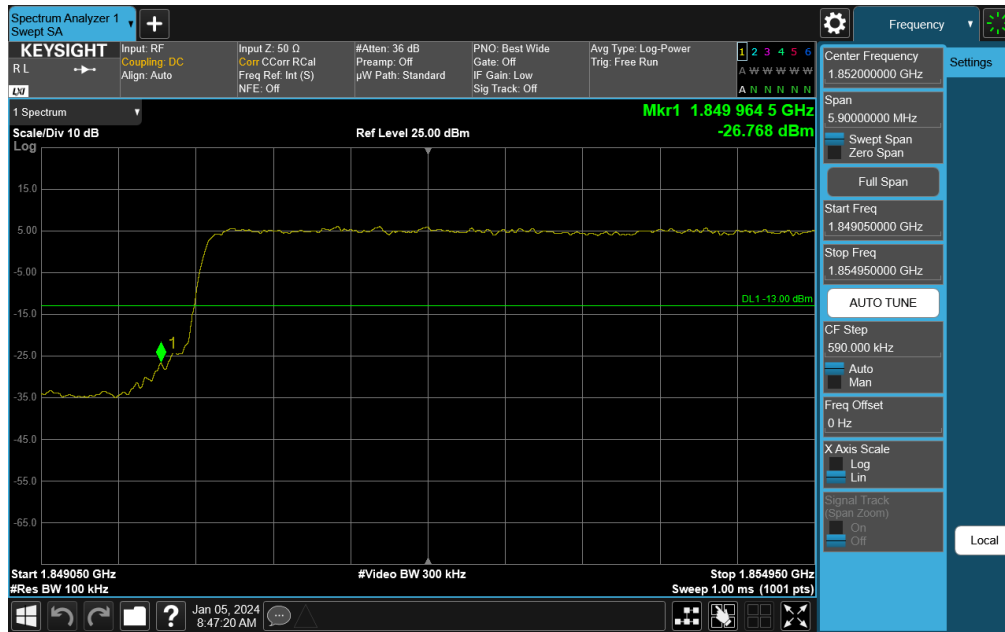


Plot 7-175. Upper Band Edge Plot (NR Band n2 – 5MHz DFT-s-OFDM QPSK – Full RB Configuration)

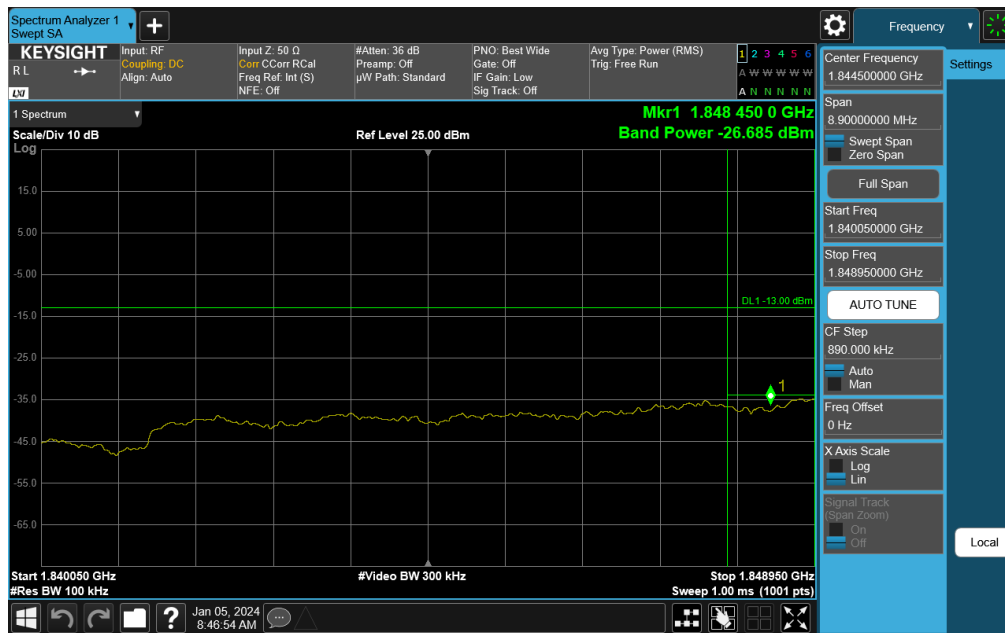


Plot 7-176. Extended Upper Band Edge Plot (NR Band n2 – 5MHz DFT-s-OFDM QPSK – Full RB Configuration)

FCC ID: BCGA2899	PART 24 MEASUREMENT REPORT	Approved by: Technical Manager
Test Report S/N: 1C2311270066-08.BCG	Test Dates: 10/01/2023 - 03/07/2024	EUT Type: Tablet Device
		Page 108 of 217

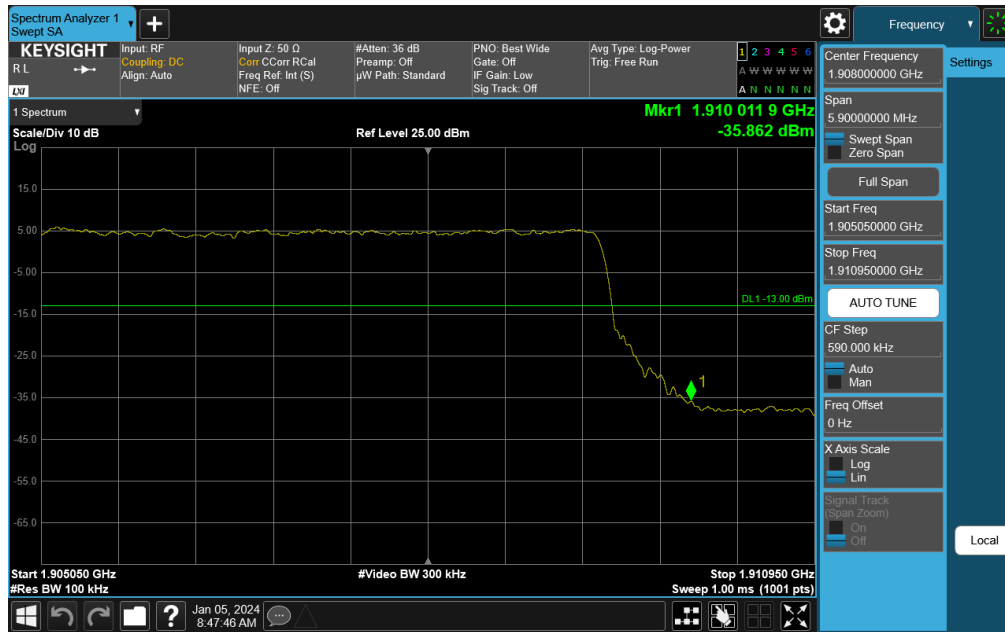


Plot 7-177. Lower Band Edge Plot (NR Band n2 – 10MHz DFT-s-OFDM QPSK – Full RB Configuration)

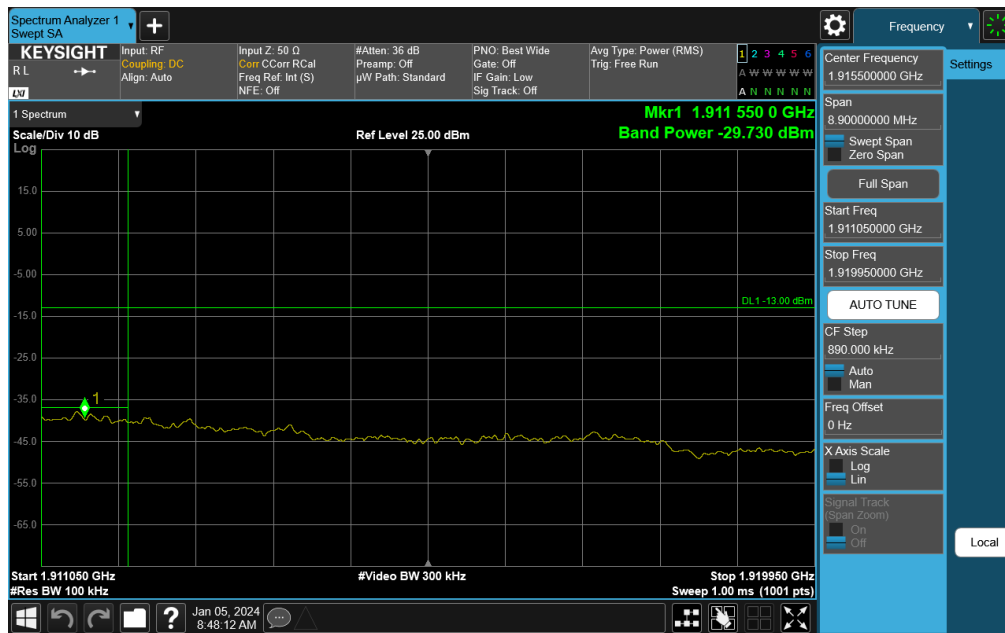


Plot 7-178. Extended Lower Band Edge Plot (NR Band n2 – 10MHz DFT-s-OFDM QPSK – Full RB Configuration)

FCC ID: BCGA2899	PART 24 MEASUREMENT REPORT	Approved by: Technical Manager
Test Report S/N: 1C2311270066-08.BCG	Test Dates: 10/01/2023 - 03/07/2024	Page 109 of 217
	EUT Type: Tablet Device	

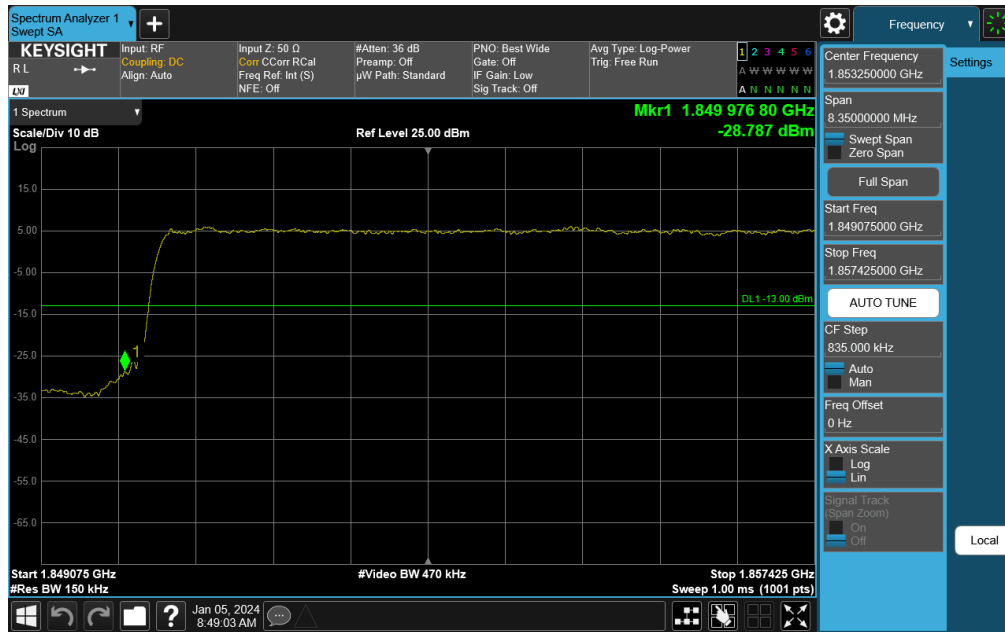


Plot 7-179. Upper Band Edge Plot (NR Band n2 – 10MHz DFT-s-OFDM QPSK – Full RB Configuration)

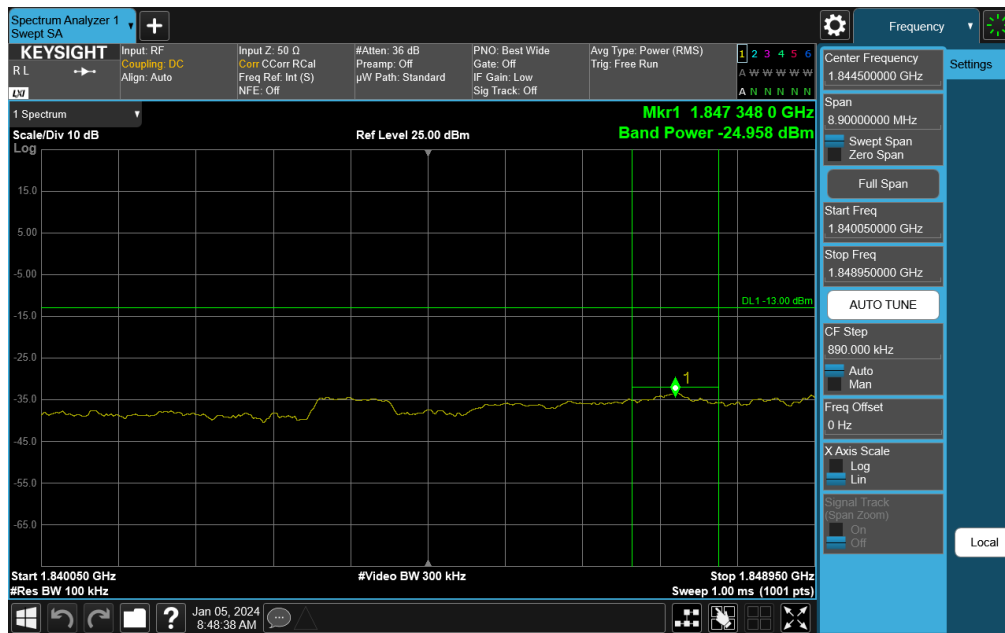


Plot 7-180. Extended Upper Band Edge Plot (NR Band n2 – 10MHz DFT-s-OFDM QPSK – Full RB Configuration)

FCC ID: BCGA2899	PART 24 MEASUREMENT REPORT	Approved by: Technical Manager
Test Report S/N: 1C2311270066-08.BCG	Test Dates: 10/01/2023 - 03/07/2024	EUT Type: Tablet Device
		Page 110 of 217

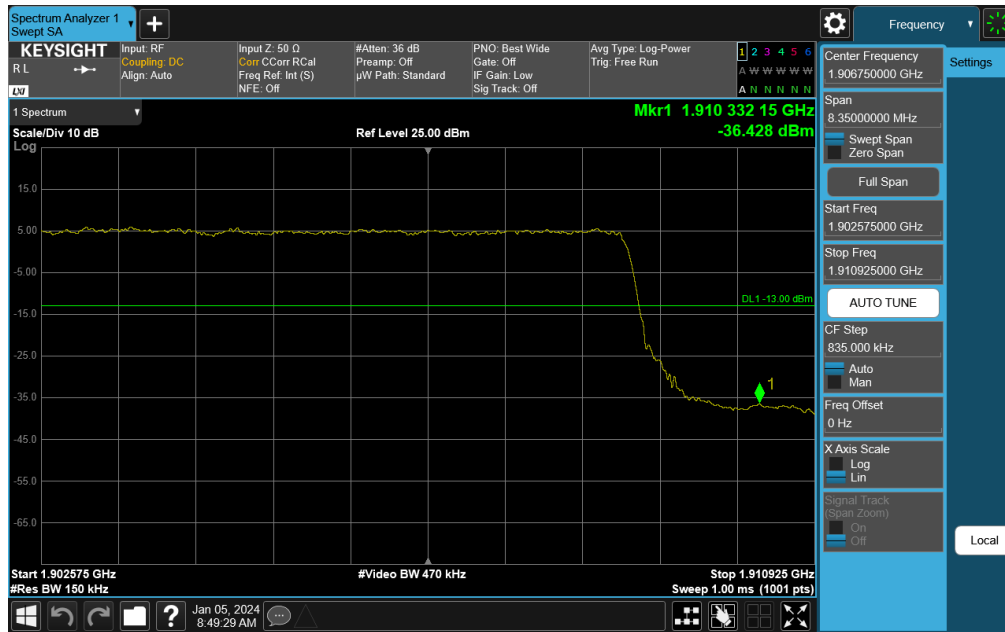


Plot 7-181. Lower Band Edge Plot (NR Band n2 – 15MHz DFT-s-OFDM QPSK – Full RB Configuration)

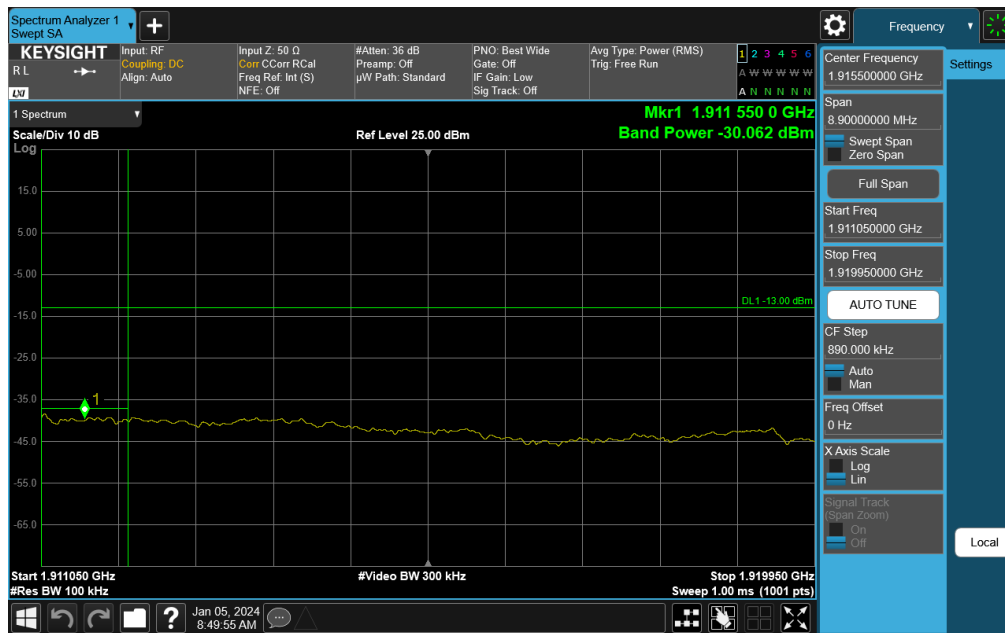


Plot 7-182. Extended Lower Band Edge Plot (NR Band n2 – 15MHz DFT-s-OFDM QPSK – Full RB Configuration)

FCC ID: BCGA2899	PART 24 MEASUREMENT REPORT	Approved by: Technical Manager
Test Report S/N: 1C2311270066-08.BCG	Test Dates: 10/01/2023 - 03/07/2024	Page 111 of 217
	EUT Type: Tablet Device	



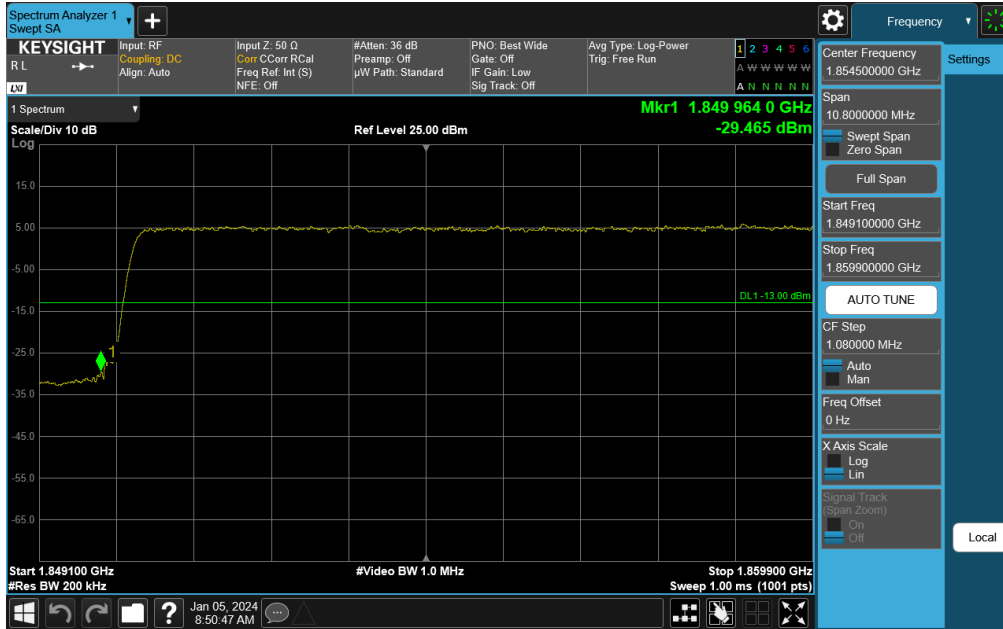
Plot 7-183. Upper Band Edge Plot (NR Band n2 – 15MHz DFT-s-OFDM QPSK – Full RB Configuration)



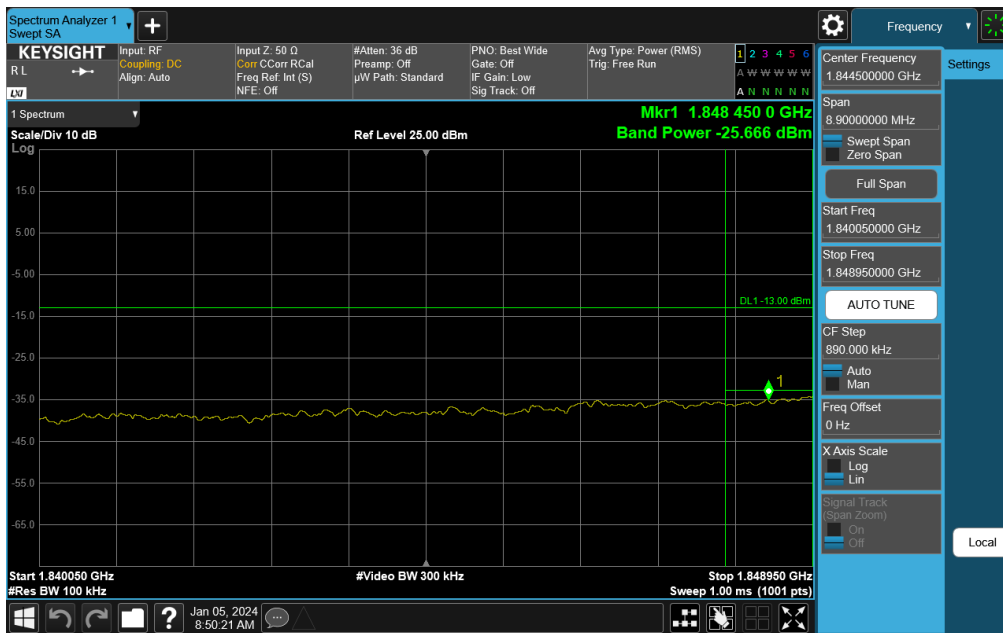
Plot 7-184. Extended Upper Band Edge Plot (NR Band n2 – 15MHz DFT-s-OFDM QPSK – Full RB Configuration)

FCC ID: BCGA2899	PART 24 MEASUREMENT REPORT	Approved by: Technical Manager
Test Report S/N: 1C2311270066-08.BCG	Test Dates: 10/01/2023 - 03/07/2024	Page 112 of 217
	EUT Type: Tablet Device	



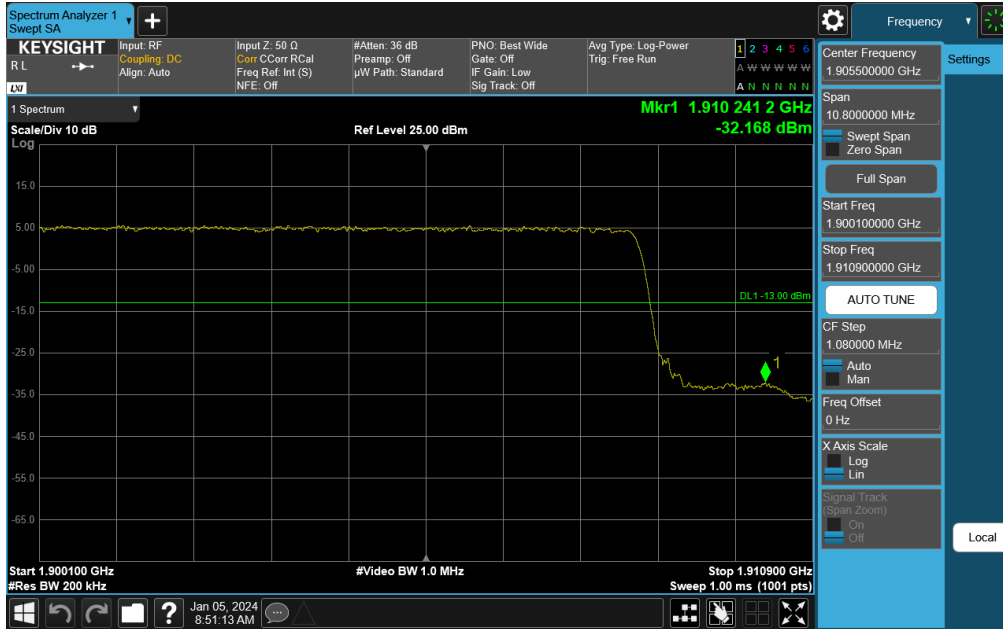


Plot 7-185. Lower Band Edge Plot (NR Band n2 – 20MHz DFT-s-OFDM QPSK – Full RB Configuration)

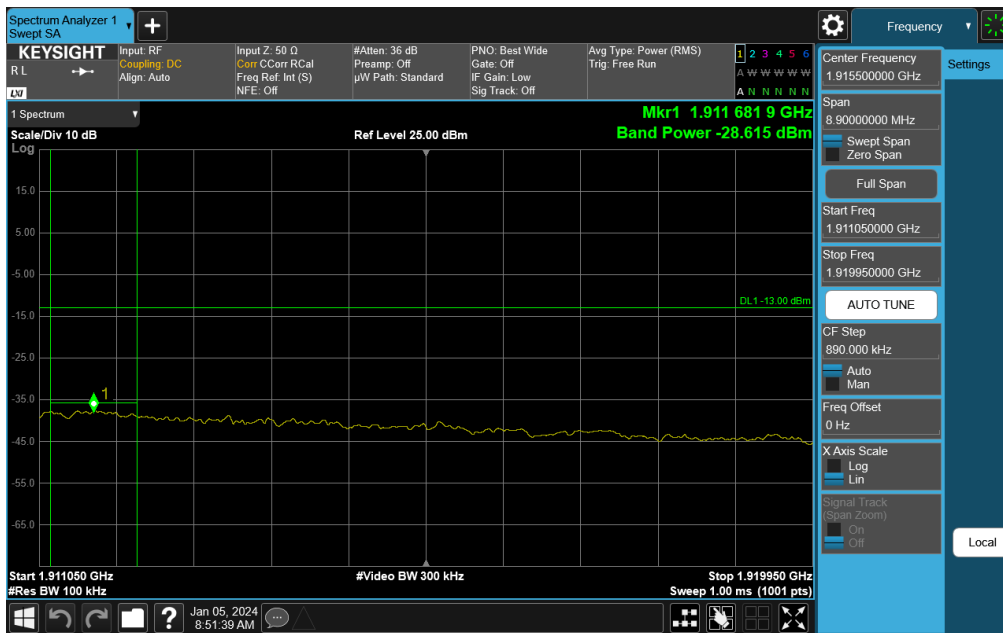


Plot 7-186. Extended Lower Band Edge Plot (NR Band n2 – 20MHz DFT-s-OFDM QPSK – Full RB Configuration)

FCC ID: BCGA2899	PART 24 MEASUREMENT REPORT	Approved by: Technical Manager
Test Report S/N: 1C2311270066-08.BCG	Test Dates: 10/01/2023 - 03/07/2024	EUT Type: Tablet Device
		Page 113 of 217



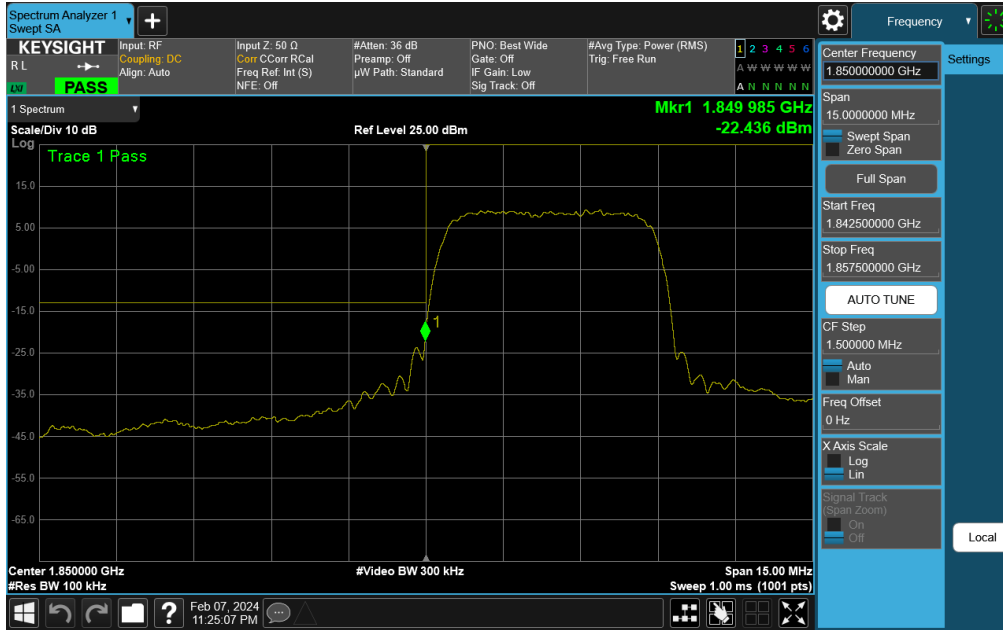
Plot 7-187. Upper Band Edge Plot (NR Band n2 – 20MHz DFT-s-OFDM QPSK – Full RB Configuration)



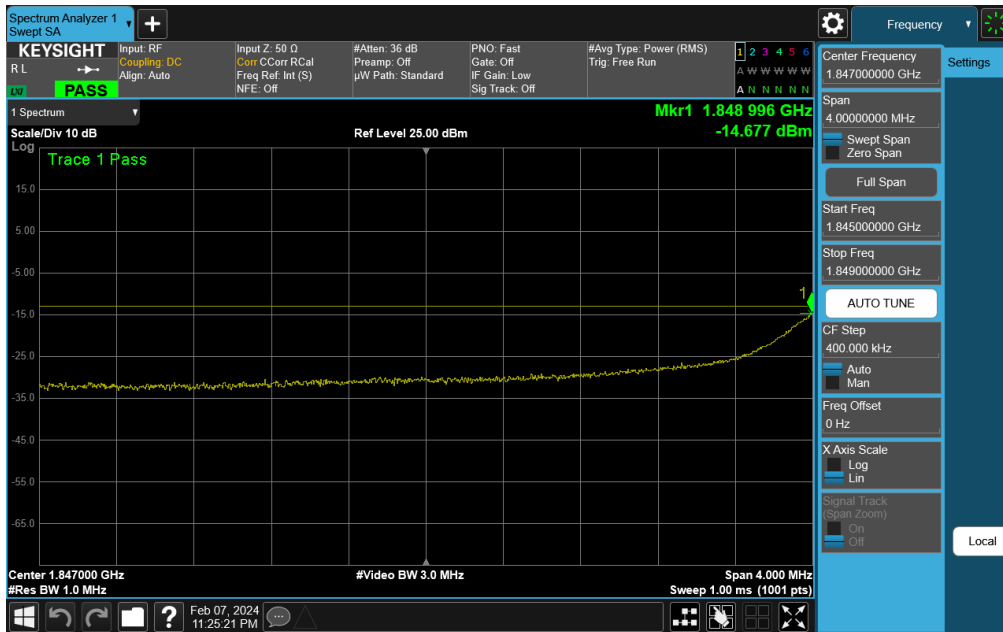
Plot 7-188. Extended Upper Band Edge Plot (NR Band n2 – 20MHz DFT-s-OFDM QPSK – Full RB Configuration)

FCC ID: BCGA2899	PART 24 MEASUREMENT REPORT	Approved by: Technical Manager
Test Report S/N: 1C2311270066-08.BCG	Test Dates: 10/01/2023 - 03/07/2024	EUT Type: Tablet Device
		Page 114 of 217

# WCDMA PCS

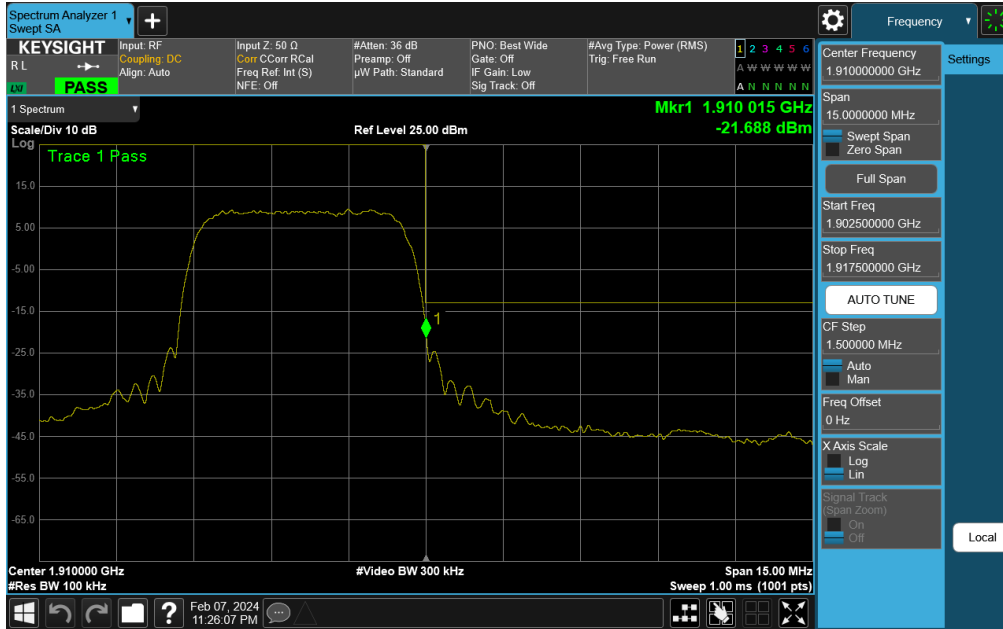


Plot 7-189. Lower Band Edge Plot (WCDMA PCS – Ch. 9262)

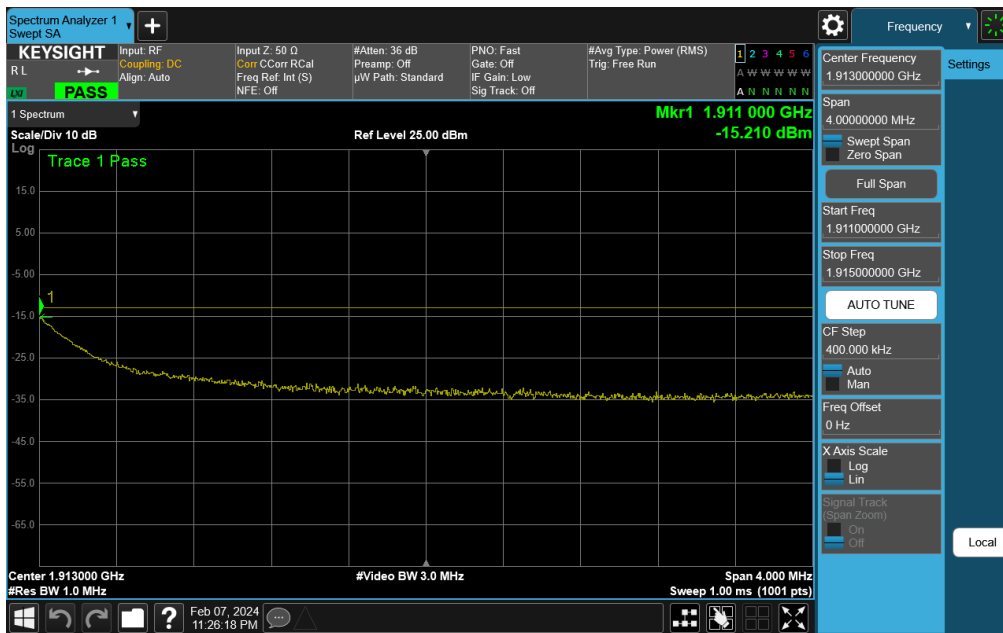


Plot 7-190. Extended Lower Band Edge Plot (WCDMA PCS – Ch. 9262)

FCC ID: BCGA2899	PART 24 MEASUREMENT REPORT	Approved by: Technical Manager
Test Report S/N: 1C2311270066-08.BCG	Test Dates: 10/01/2023 - 03/07/2024	EUT Type: Tablet Device
		Page 115 of 217



Plot 7-191. Upper Band Edge Plot (WCDMA PCS – Ch. 9538)



Plot 7-192. Extended Upper Band Edge Plot (WCDMA PCS – Ch. 9538)

FCC ID: BCGA2899	PART 24 MEASUREMENT REPORT	Approved by: Technical Manager
Test Report S/N: 1C2311270066-08.BCG	Test Dates: 10/01/2023 - 03/07/2024	Page 116 of 217
	EUT Type: Tablet Device	

## 7.5 Peak-Average Ratio

§24.232(d)

### Test Overview and Limit

A peak to average ratio measurement is performed at the conducted port of the EUT. The spectrum analyzers Complementary Cumulative Distribution Function (CCDF) measurement profile is used to determine the largest deviation between the average and the peak power of the EUT in a given bandwidth. The CCDF curve shows how much time the peak waveform spends at or above a given average power level. The percent of time the signal spends at or above the level defines the probability for that particular power level. All ports were tested and only the worst case data were reported.

The peak to average power ratio (PAPR) of the equipment shall not exceed 13 dB for more than 0.1% of the time.

### Test Procedure Used


KDB 971168 D01 v03r01 – Section 5.7.1

### Test Settings

1. The signal analyzer's CCDF measurement profile is enabled
2. Frequency = carrier center frequency
3. Measurement BW  $\geq$  OBW or specified reference bandwidth
4. The signal analyzer was set to collect one million samples to generate the CCDF curve
5. The measurement interval was set depending on the type of signal analyzed. For continuous signals (>98% duty cycle), the measurement interval was set to 1ms. For burst transmissions, the spectrum analyzer is set to use an internal "RF Burst" trigger that is synced with an incoming pulse and the measurement interval is set to less than the duration of the "on time" of one burst to ensure that energy is only captured during a time in which the transmitter is operating at maximum power

### Test Setup


The EUT and measurement equipment were set up as shown in the diagram below.



**Figure 7-4. Test Instrument & Measurement Setup**

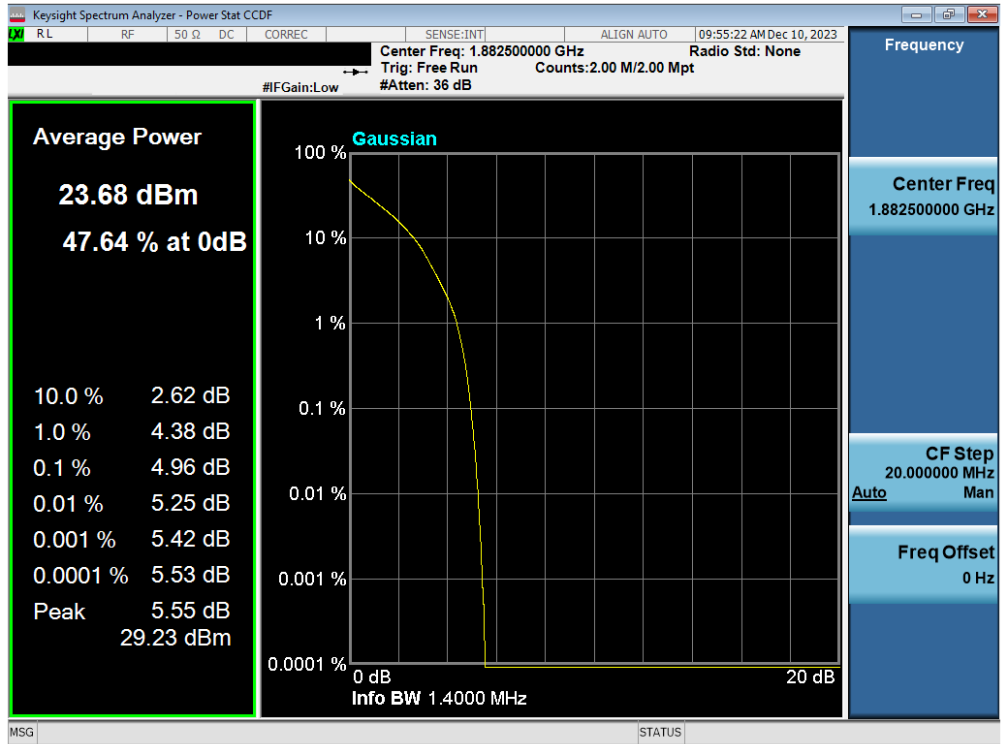
### Test Notes

None.

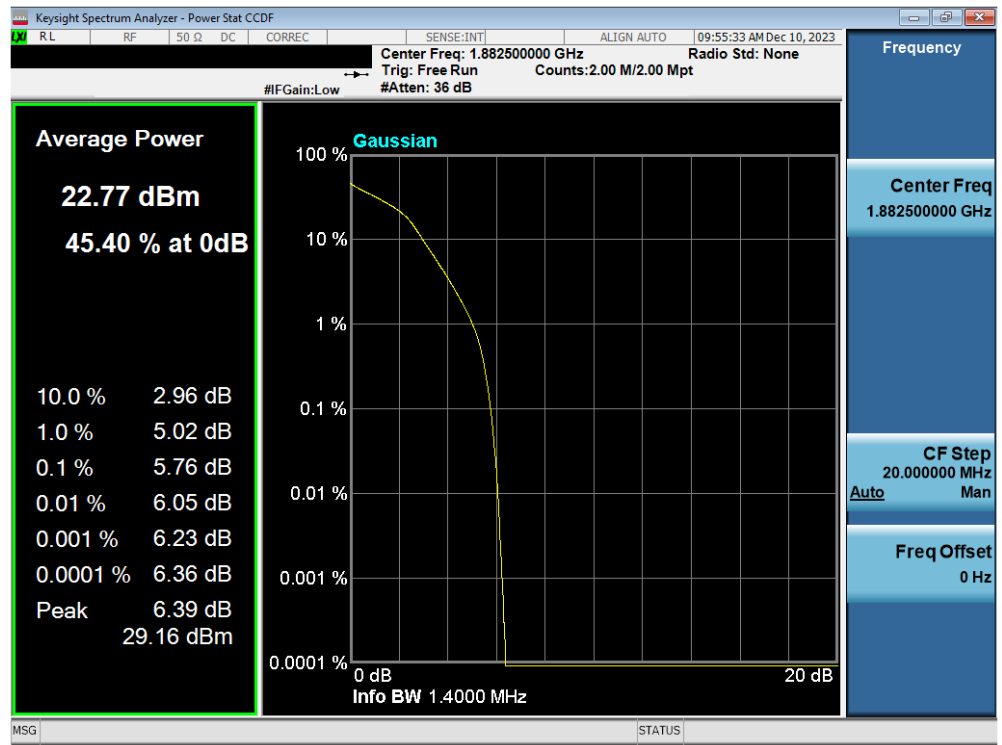
FCC ID: BCGA2899	 PART 24 MEASUREMENT REPORT	Approved by: Technical Manager
Test Report S/N: 1C2311270066-08.BCG	Test Dates: 10/01/2023 - 03/07/2024	EUT Type: Tablet Device
		Page 117 of 217

V2.2 09/07/2023

### LTE Band 25

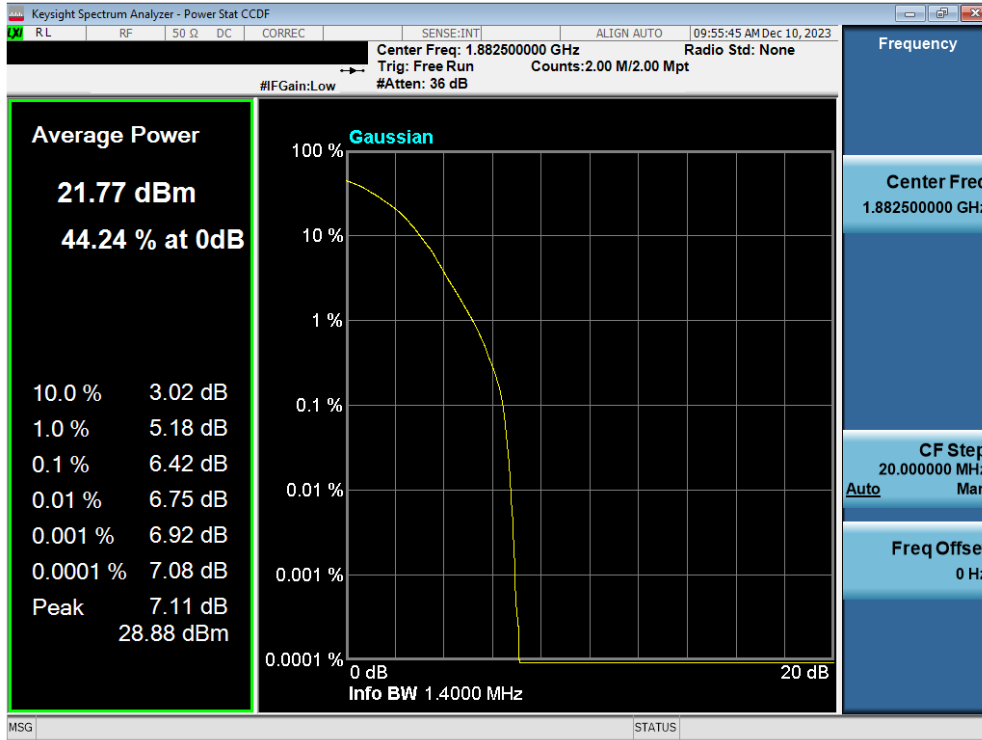


Plot 7-193. PAR Plot (LTE Band 25 - 1.4MHz QPSK - Full RB Configuration)

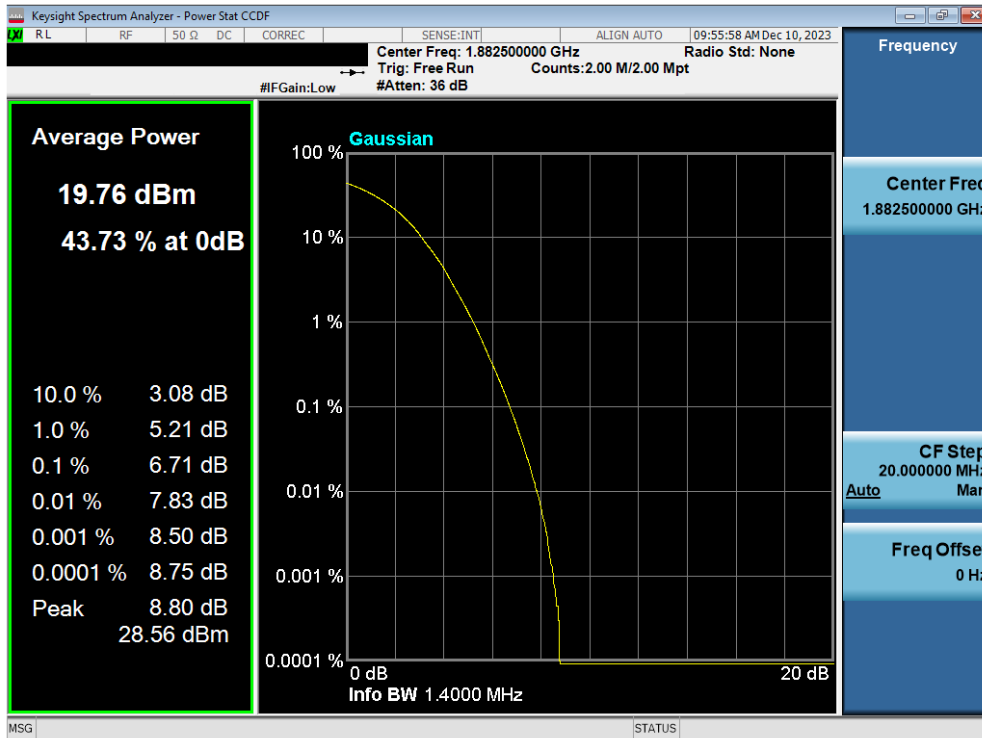


Plot 7-194. PAR Plot (LTE Band 25 - 1.4MHz 16-QAM - Full RB Configuration)

FCC ID: BCGA2899	PART 24 MEASUREMENT REPORT	Approved by: Technical Manager
Test Report S/N: 1C2311270066-08.BCG	Test Dates: 10/01/2023 - 03/07/2024	EUT Type: Tablet Device
		Page 118 of 217

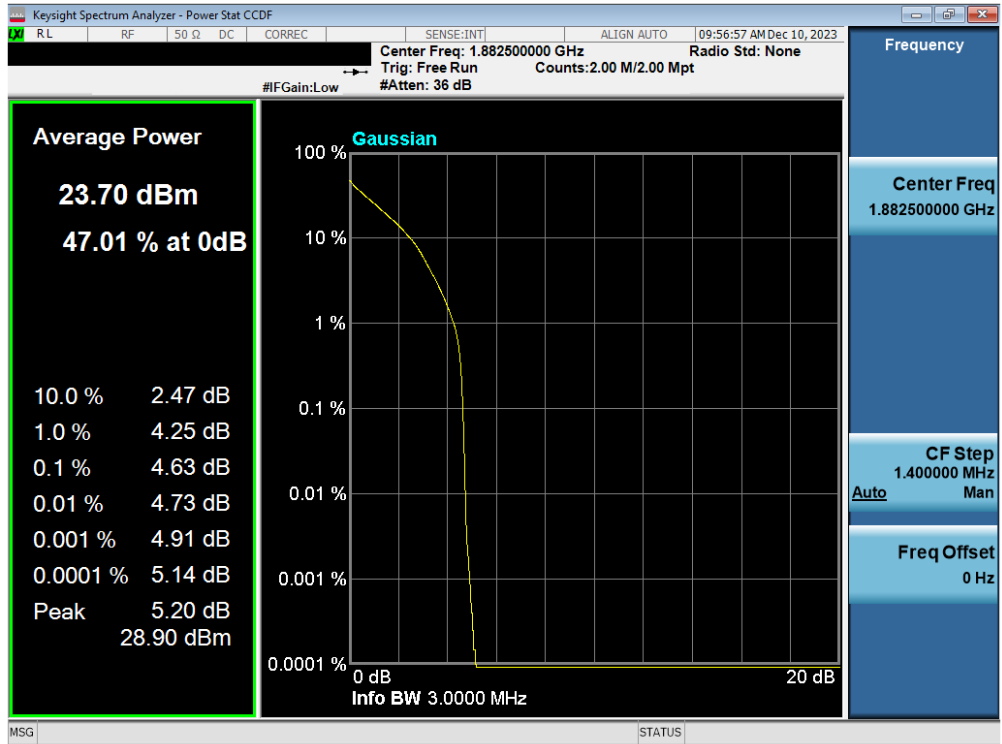


Plot 7-195. PAR Plot (LTE Band 25 - 1.4MHz 64-QAM - Full RB Configuration)

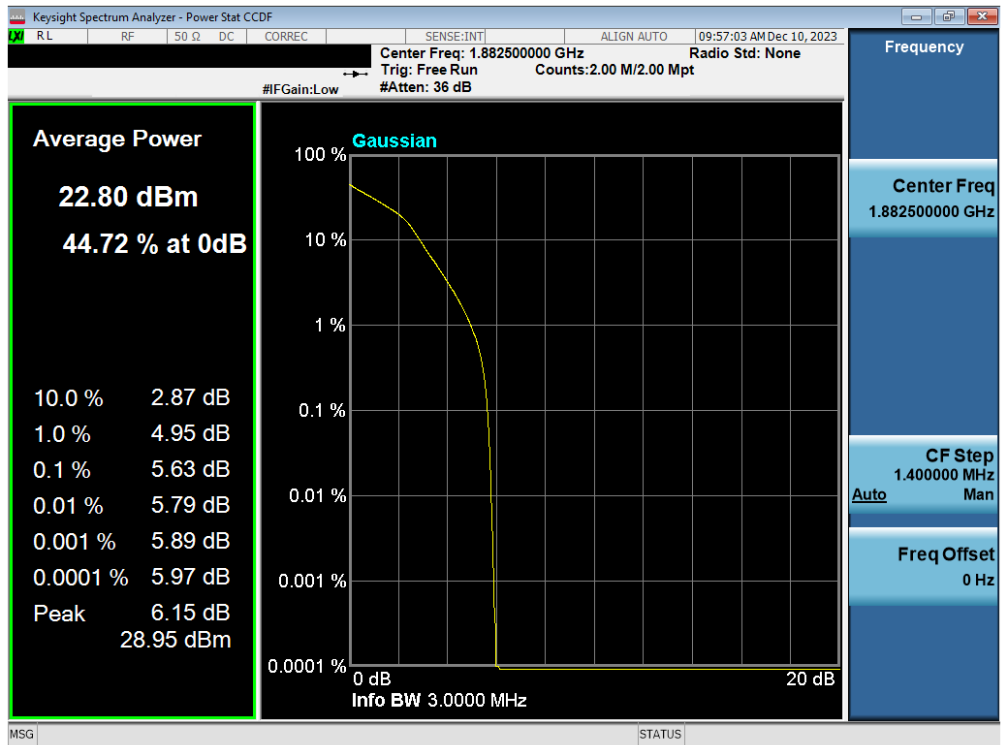


Plot 7-196. PAR Plot (LTE Band 25 - 1.4MHz 256-QAM - Full RB Configuration)

FCC ID: BCGA2899	PART 24 MEASUREMENT REPORT	Approved by: Technical Manager
Test Report S/N: 1C2311270066-08.BCG	Test Dates: 10/01/2023 - 03/07/2024	EUT Type: Tablet Device
		Page 119 of 217



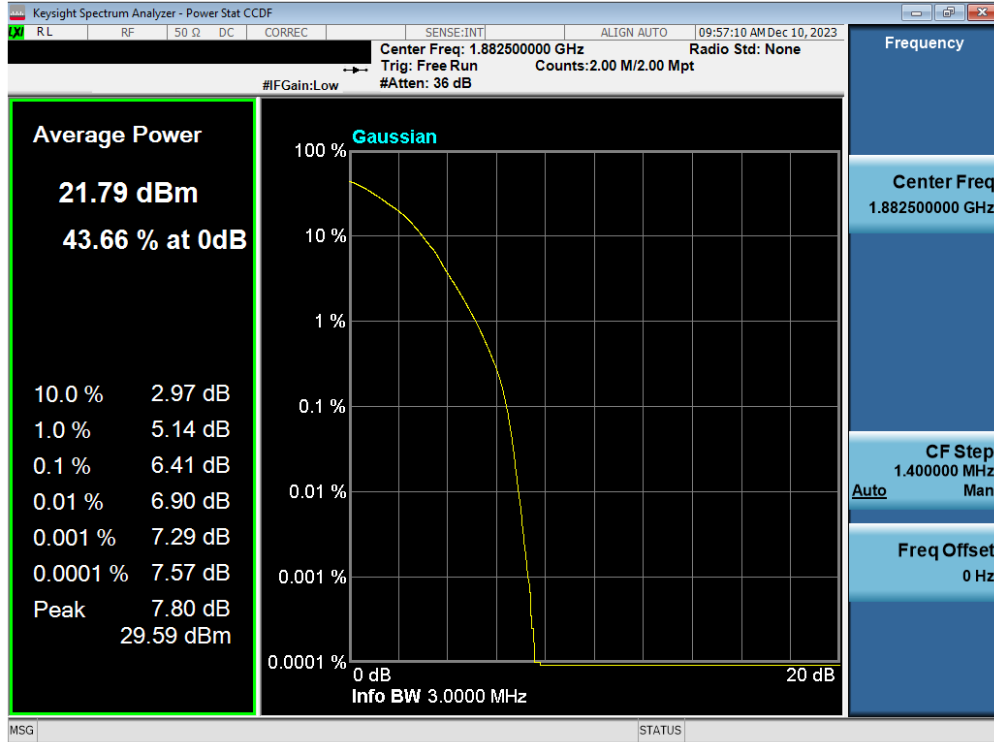
Plot 7-197. PAR Plot (LTE Band 25 - 3MHz QPSK - Full RB Configuration)



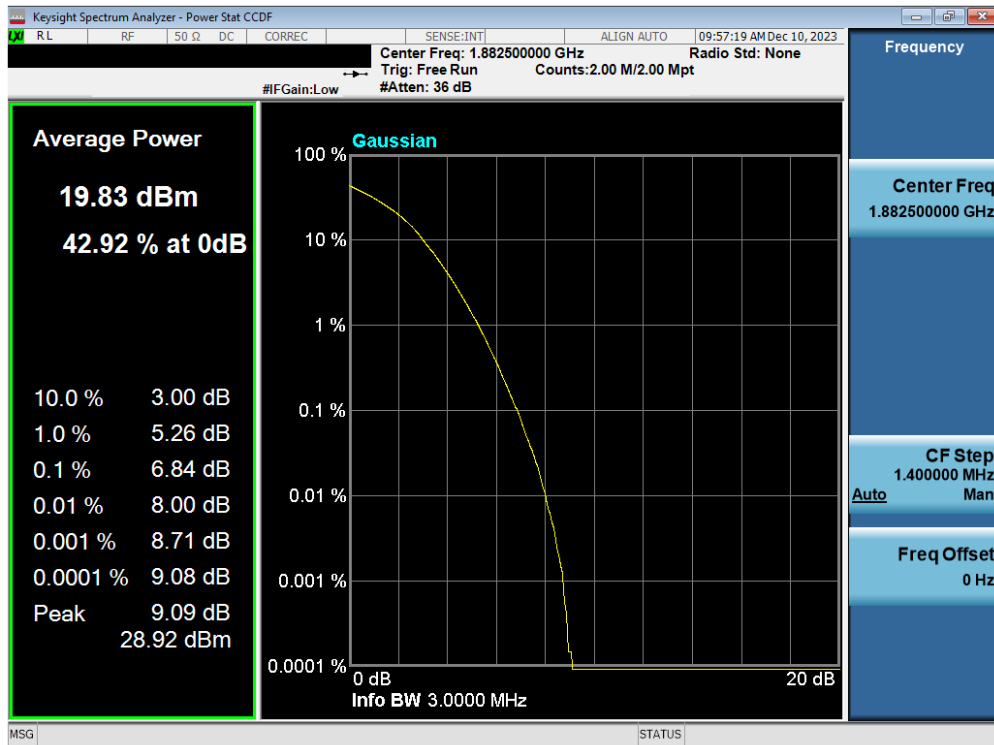
Plot 7-198. PAR Plot (LTE Band 25 - 3MHz 16-QAM - Full RB Configuration)

FCC ID: BCGA2899	PART 24 MEASUREMENT REPORT	Approved by: Technical Manager
Test Report S/N: 1C2311270066-08.BCG	Test Dates: 10/01/2023 - 03/07/2024	EUT Type: Tablet Device
		Page 120 of 217



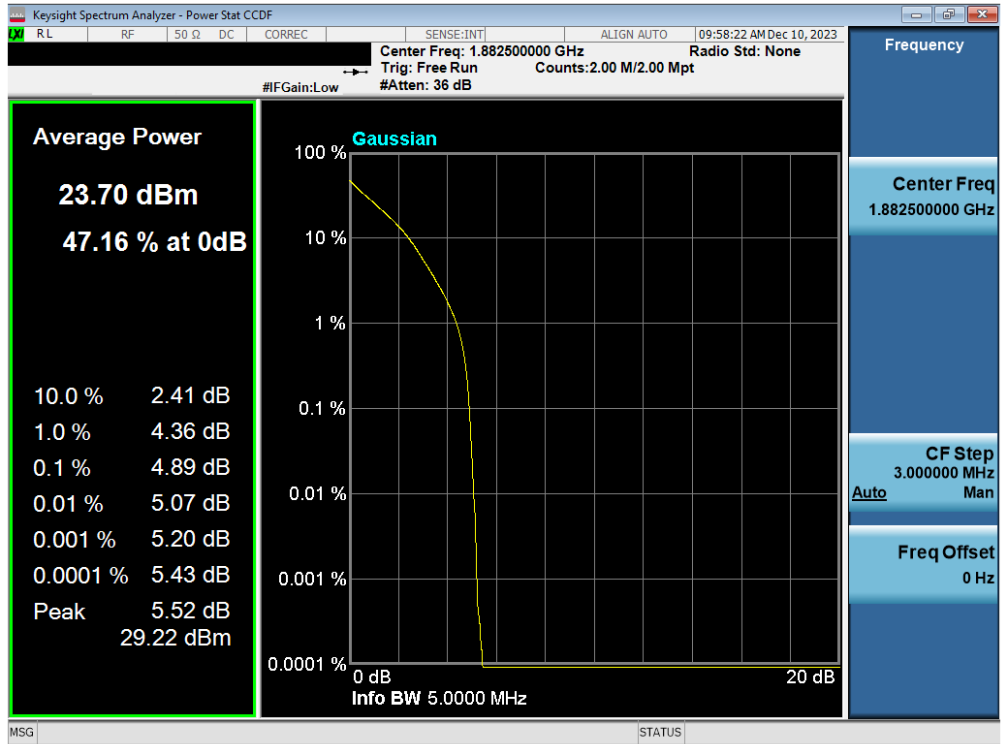


Plot 7-199. PAR Plot (LTE Band 25 - 3MHz 64-QAM - Full RB Configuration)

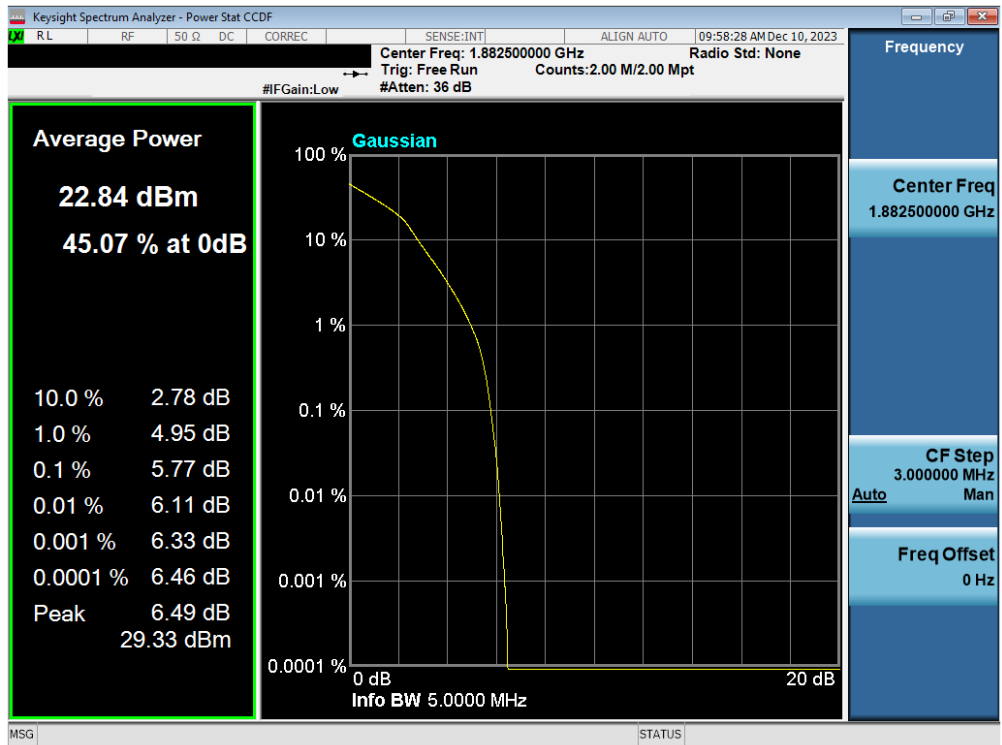


Plot 7-200. PAR Plot (LTE Band 25 - 3MHz 256-QAM - Full RB Configuration)

FCC ID: BCGA2899	PART 24 MEASUREMENT REPORT	Approved by: Technical Manager
Test Report S/N: 1C2311270066-08.BCG	Test Dates: 10/01/2023 - 03/07/2024	EUT Type: Tablet Device
		Page 121 of 217

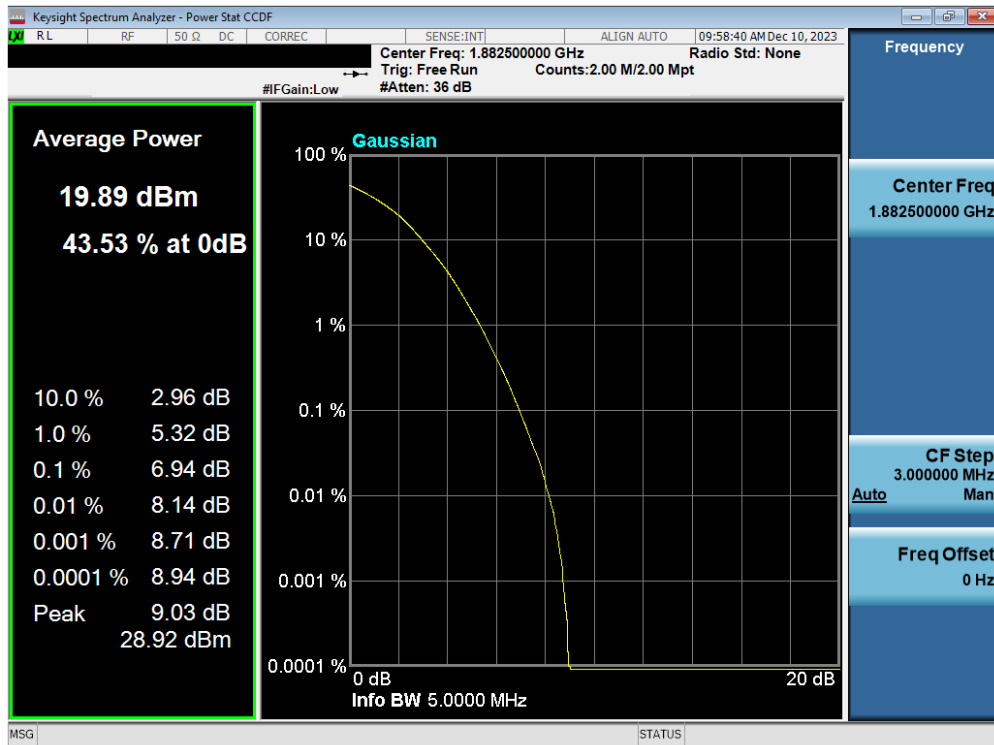
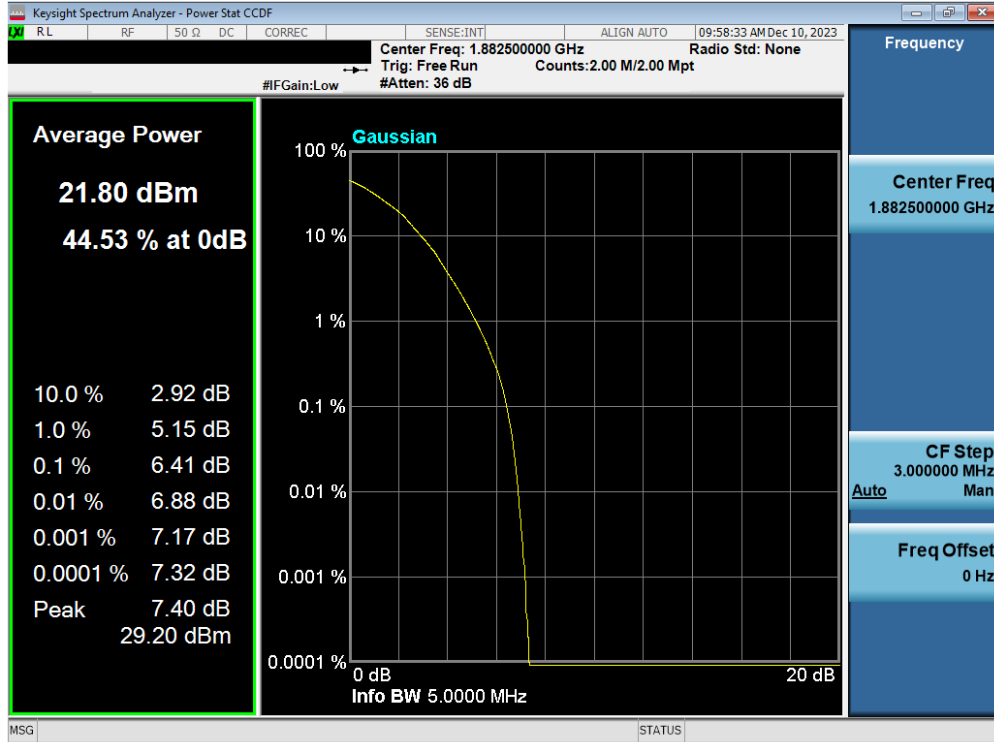


Plot 7-201. PAR Plot (LTE Band 25 - 5MHz QPSK - Full RB Configuration)

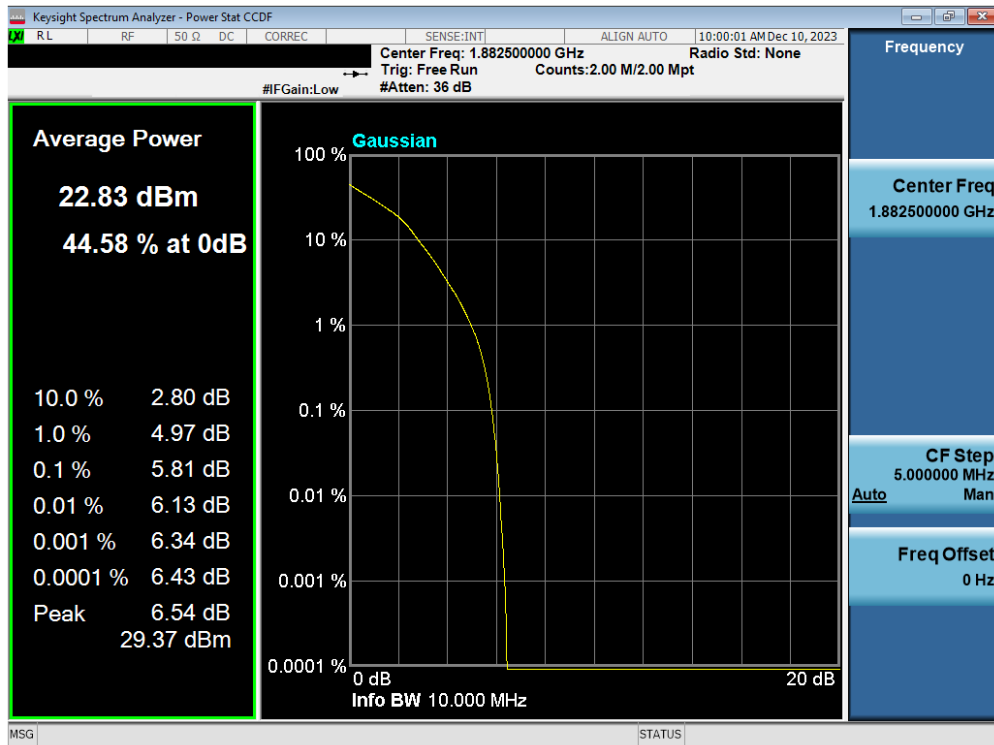
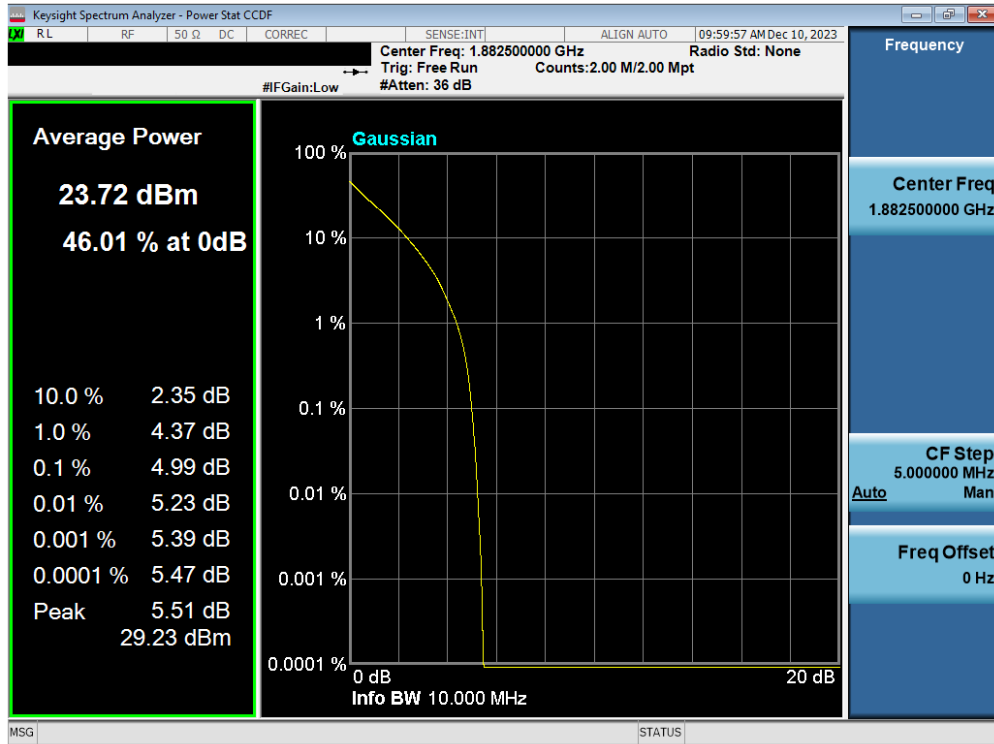


Plot 7-202. PAR Plot (LTE Band 25 - 5MHz 16-QAM - Full RB Configuration)

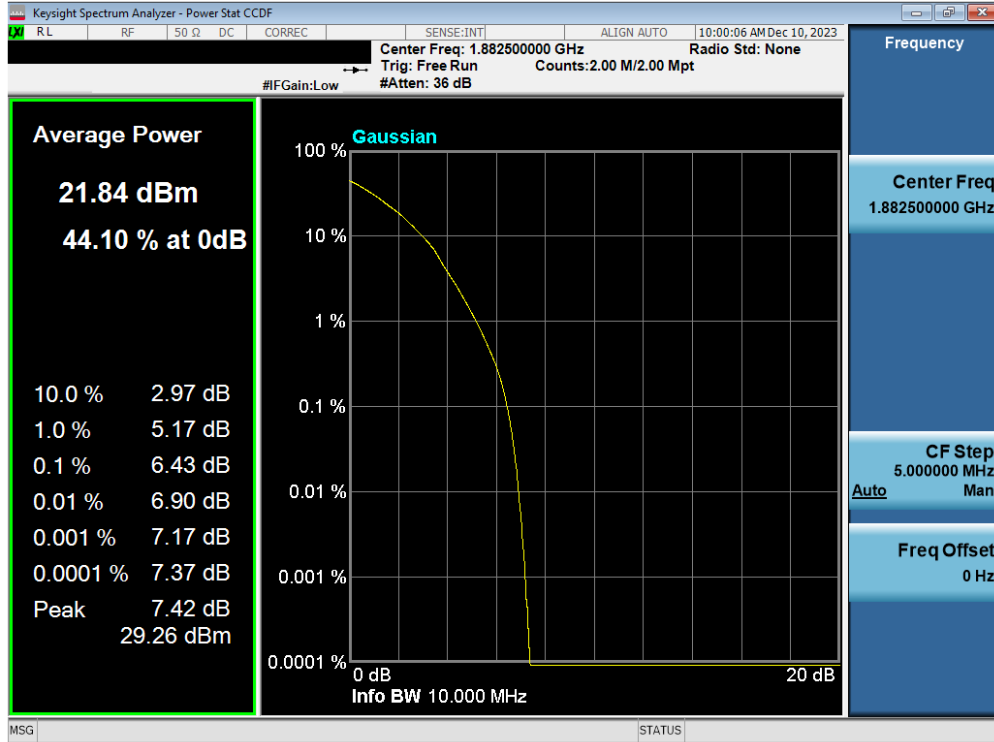
FCC ID: BCGA2899	PART 24 MEASUREMENT REPORT	Approved by: Technical Manager
Test Report S/N: 1C2311270066-08.BCG	Test Dates: 10/01/2023 - 03/07/2024	EUT Type: Tablet Device
		Page 122 of 217



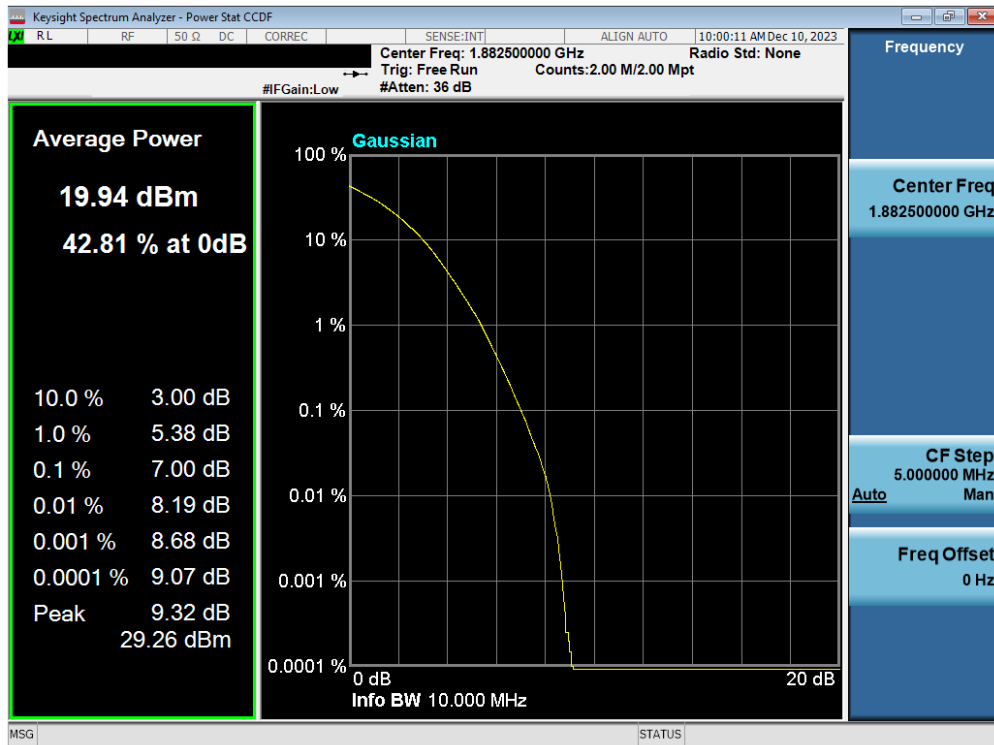
FCC ID: BCGA2899	PART 24 MEASUREMENT REPORT	Approved by: Technical Manager
Test Report S/N: 1C2311270066-08.BCG	Test Dates: 10/01/2023 - 03/07/2024	EUT Type: Tablet Device
		Page 123 of 217



FCC ID: BCGA2899	PART 24 MEASUREMENT REPORT	Approved by: Technical Manager
Test Report S/N: 1C2311270066-08.BCG	Test Dates: 10/01/2023 - 03/07/2024	EUT Type: Tablet Device
		Page 124 of 217

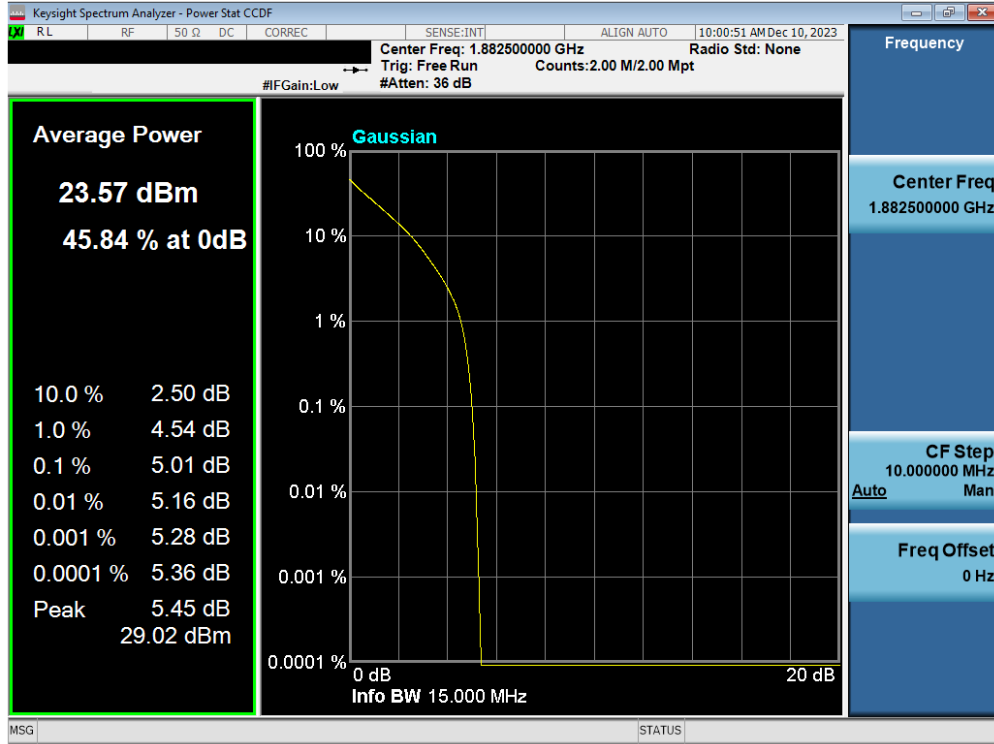


Plot 7-207. PAR Plot (LTE Band 25 - 10MHz 64-QAM - Full RB Configuration)

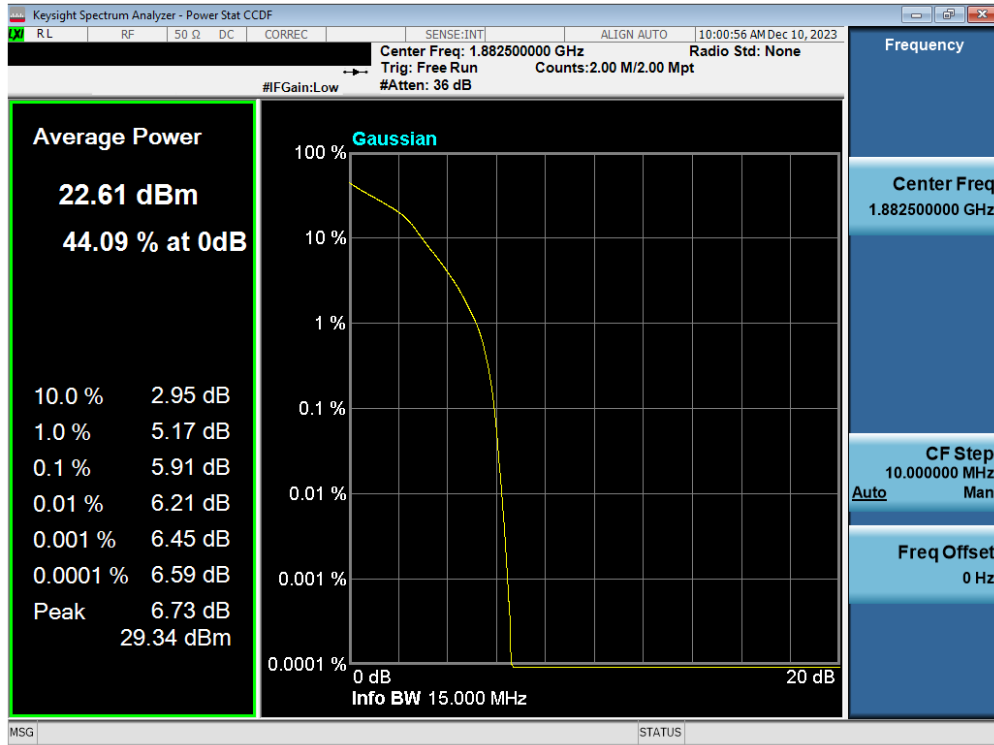


Plot 7-208. PAR Plot (LTE Band 25 - 10MHz 256-QAM - Full RB Configuration)

FCC ID: BCGA2899	PART 24 MEASUREMENT REPORT	Approved by: Technical Manager
Test Report S/N: 1C2311270066-08.BCG	Test Dates: 10/01/2023 - 03/07/2024	EUT Type: Tablet Device
		Page 125 of 217

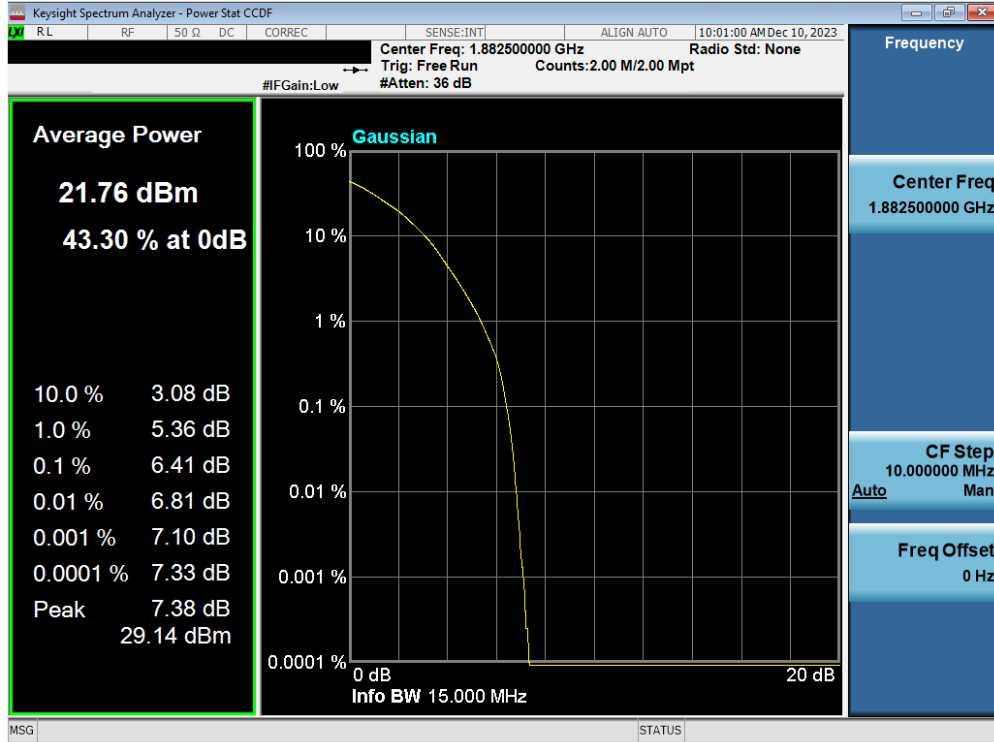


Plot 7-209. PAR Plot (LTE Band 25 - 15MHz QPSK - Full RB Configuration)

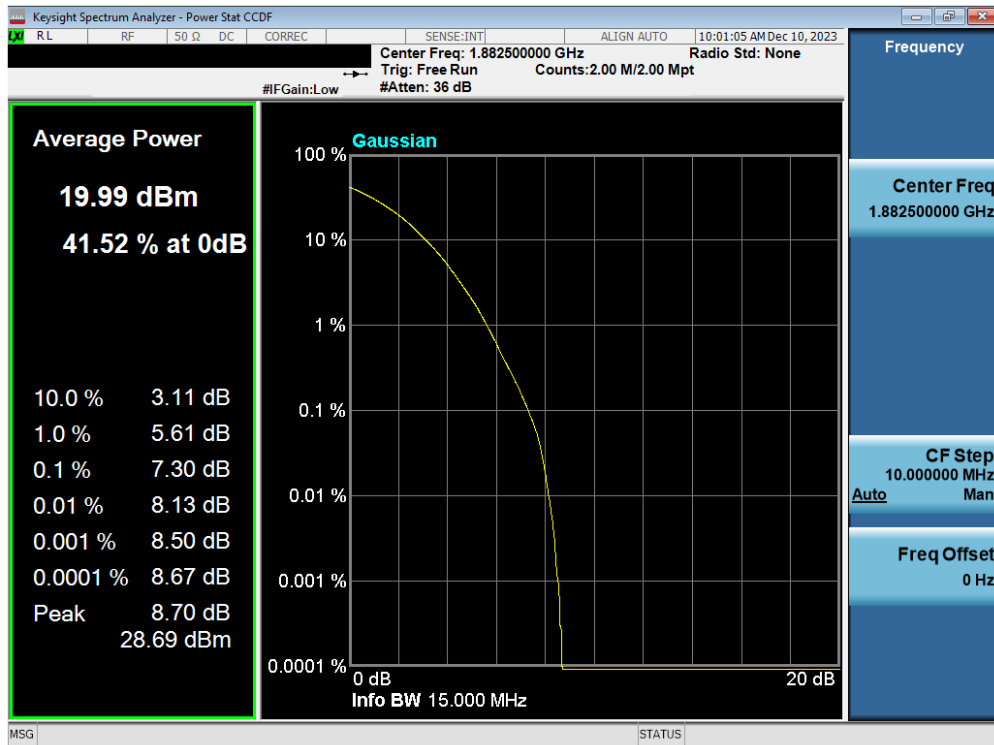


Plot 7-210. PAR Plot (LTE Band 25 - 15MHz 16-QAM - Full RB Configuration)

FCC ID: BCGA2899	PART 24 MEASUREMENT REPORT	Approved by: Technical Manager
Test Report S/N: 1C2311270066-08.BCG	Test Dates: 10/01/2023 - 03/07/2024	EUT Type: Tablet Device
		Page 126 of 217

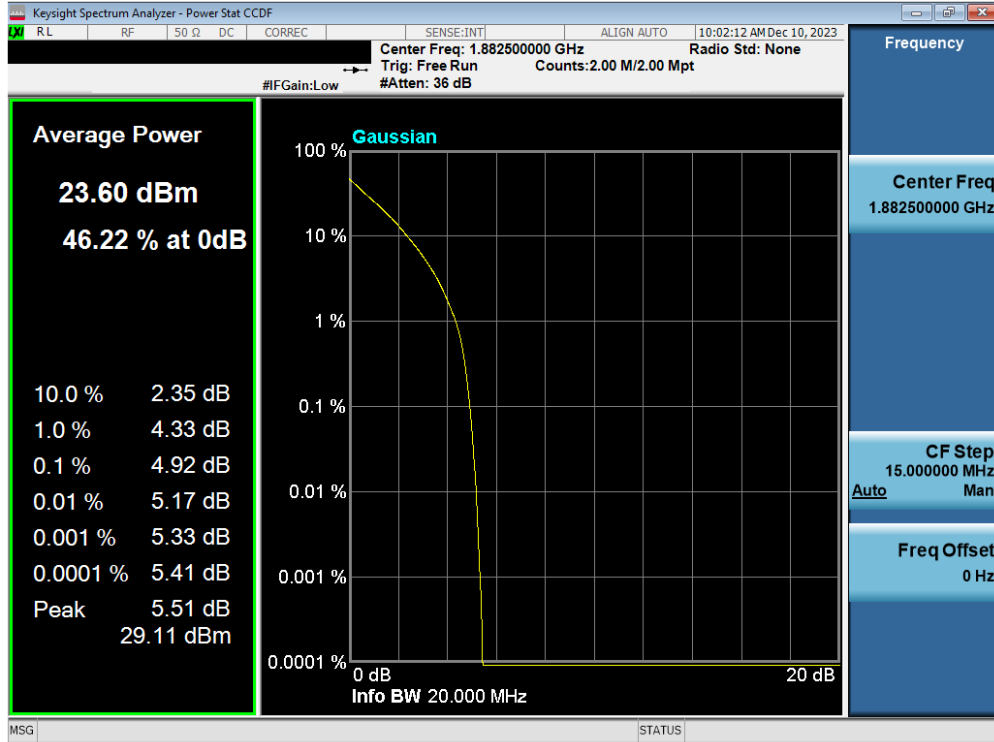


Plot 7-211. PAR Plot (LTE Band 25 - 15MHz 64-QAM - Full RB Configuration)

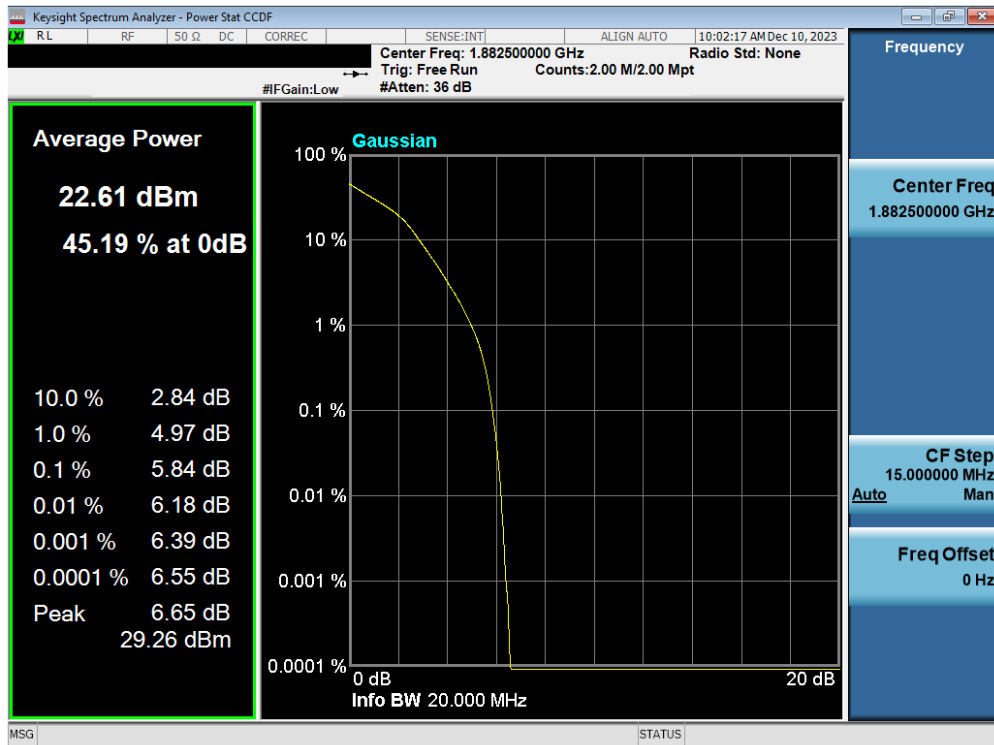


Plot 7-212. PAR Plot (LTE Band 25 - 15MHz 256-QAM - Full RB Configuration)

FCC ID: BCGA2899	PART 24 MEASUREMENT REPORT	Approved by: Technical Manager
Test Report S/N: 1C2311270066-08.BCG	Test Dates: 10/01/2023 - 03/07/2024	EUT Type: Tablet Device
		Page 127 of 217



Plot 7-213. PAR Plot (LTE Band 25 - 20MHz QPSK - Full RB Configuration)



Plot 7-214. PAR Plot (LTE Band 25 - 20MHz 16-QAM - Full RB Configuration)

FCC ID: BCGA2899	PART 24 MEASUREMENT REPORT	Approved by: Technical Manager
Test Report S/N: 1C2311270066-08.BCG	Test Dates: 10/01/2023 - 03/07/2024	EUT Type: Tablet Device
		Page 128 of 217