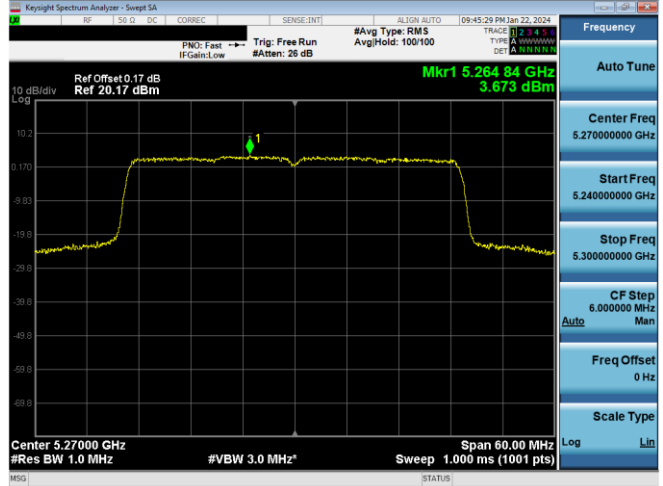
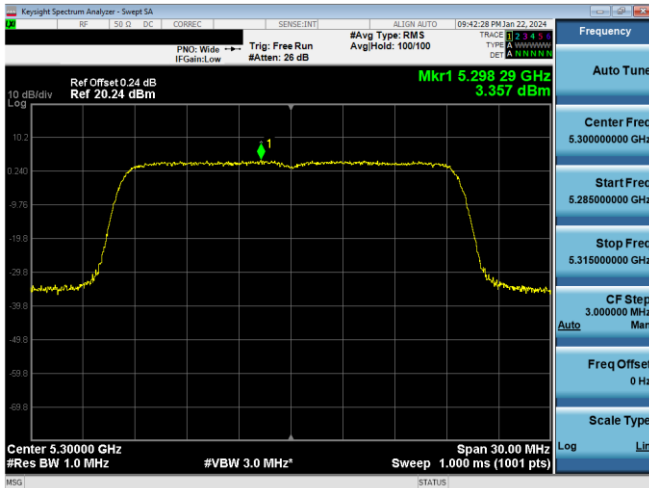


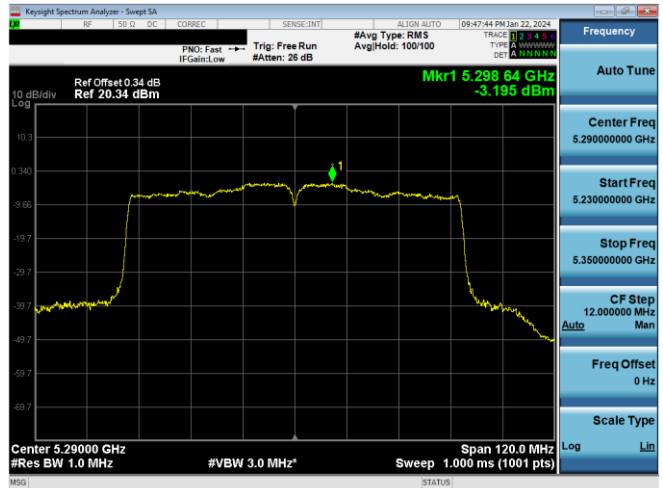
Plot 7-825. PSD CDD Diversity Antenna 1b (20MHz BW 802.11n - Ch. 60, MCS12)



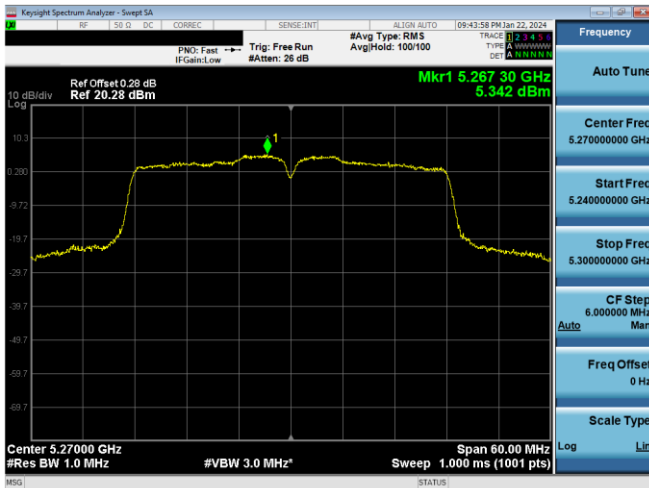
Plot 7-828. PSD CDD Diversity Antenna 1b (40MHz BW 802.11ax(SU) - Ch. 54, MCS4)



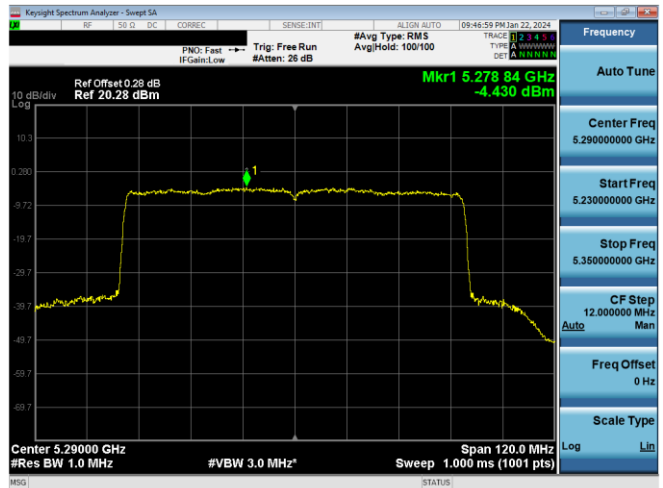
Plot 7-826. PSD CDD Diversity Antenna 1b (20MHz BW 802.11ax(SU) - Ch. 60, MCS4)



Plot 7-829. PSD CDD Diversity Antenna 1b (80MHz BW 802.11ac - Ch. 58, MCS4)

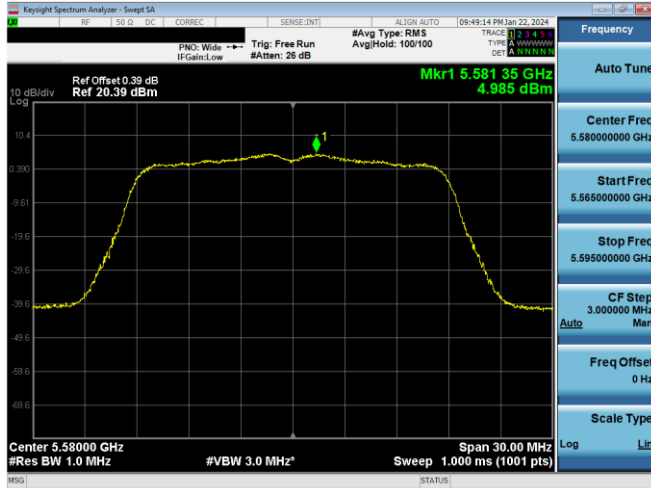


Plot 7-827. PSD CDD Diversity Antenna 1b (40MHz BW 802.11n - Ch. 54, MCS12)

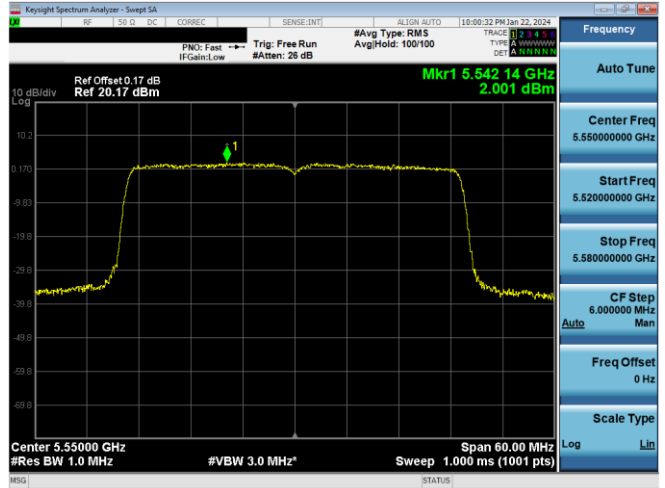


Plot 7-830. PSD CDD Diversity Antenna 1b (80MHz BW 802.11ax(SU) - Ch. 58, MCS4)

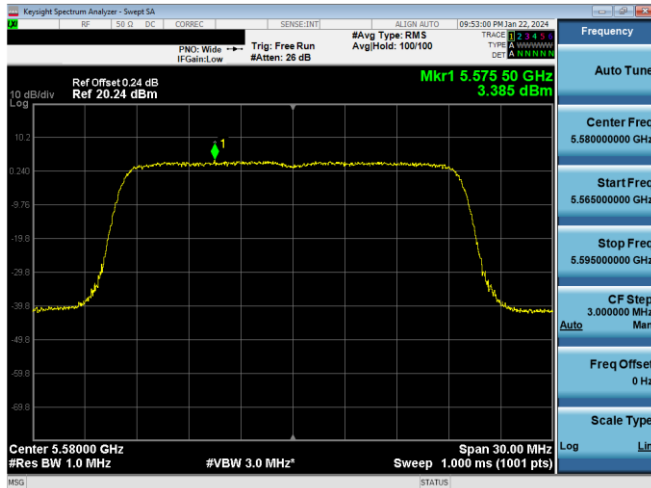
FCC ID: BCGA2899 IC: 579C-A2899		MEASUREMENT REPORT (CERTIFICATION)	Approved by: Technical Manager
Test Report S/N: 1C2311270066-24-R1.BCG	Test Dates: 11/29/2023 - 1/19/2024	EUT Type: Tablet Device	Page 256 of 594



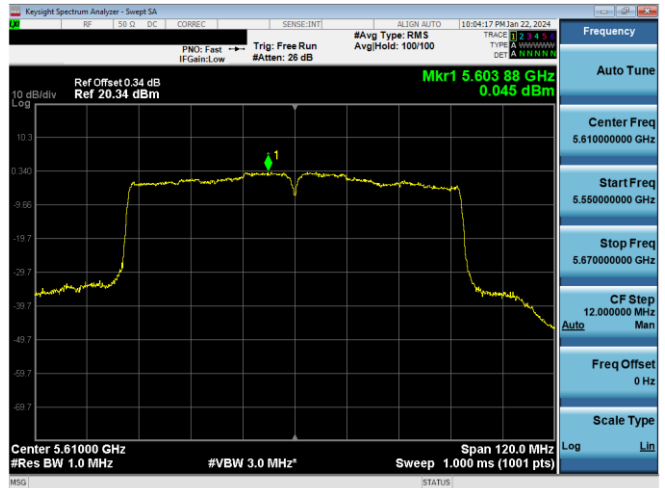
Plot 7-831. PSD CDD Diversity Antenna 1b (20MHz BW 802.11n - Ch. 116, MCS12)



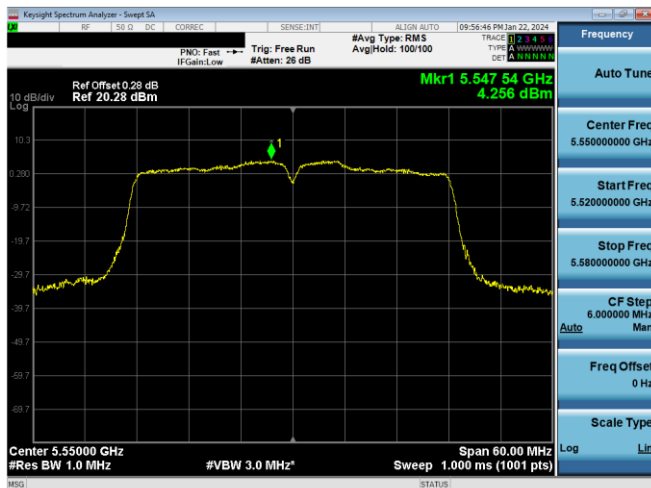
Plot 7-834. PSD CDD Diversity Antenna 1b (40MHz BW 802.11ax(SU) - Ch. 110, MCS4)



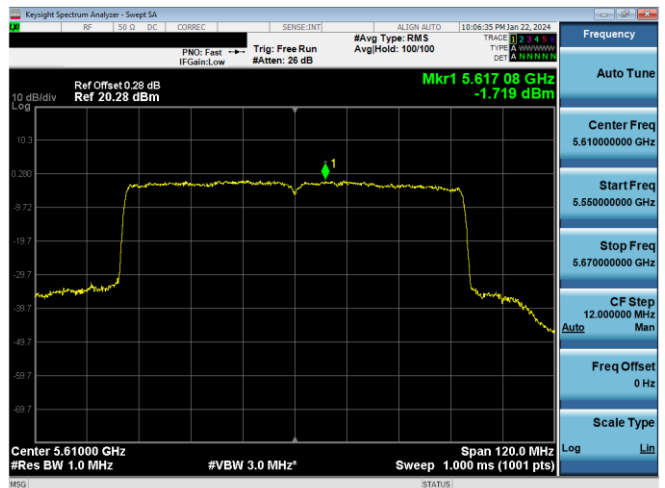
Plot 7-832. PSD CDD Diversity Antenna 1b (20MHz BW 802.11ax(SU) - Ch. 116, MCS4)



Plot 7-835. PSD CDD Diversity Antenna 1b (80MHz BW 802.11ac - Ch. 122, MCS4)

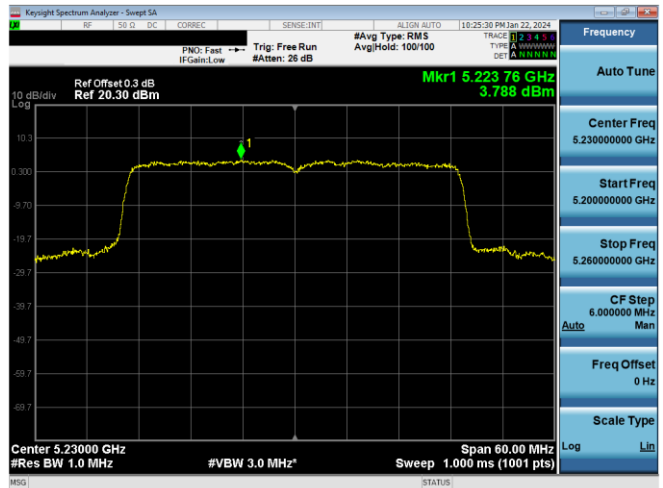
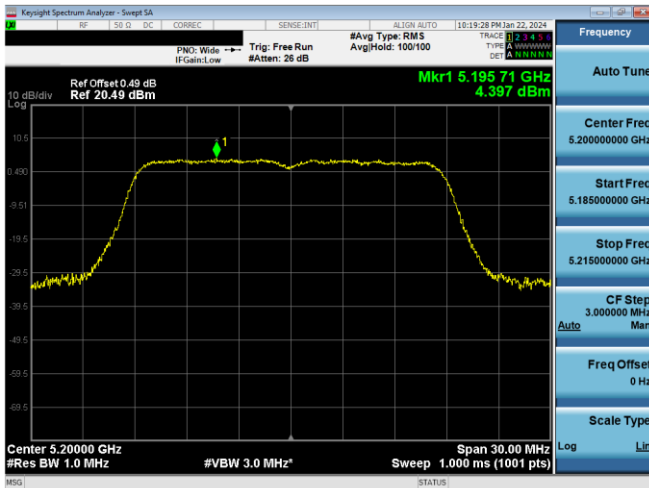
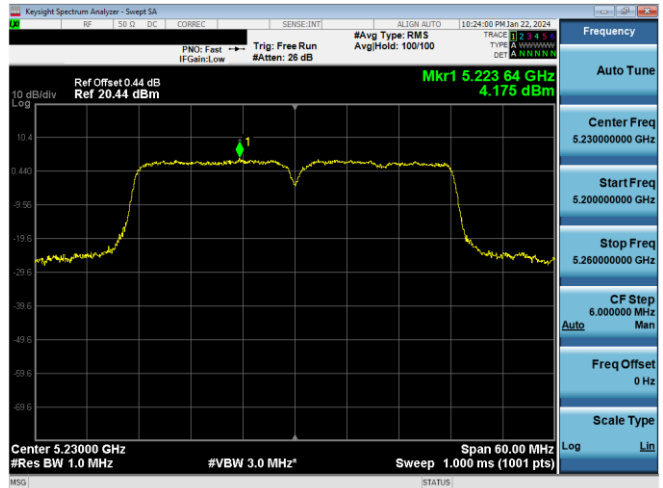
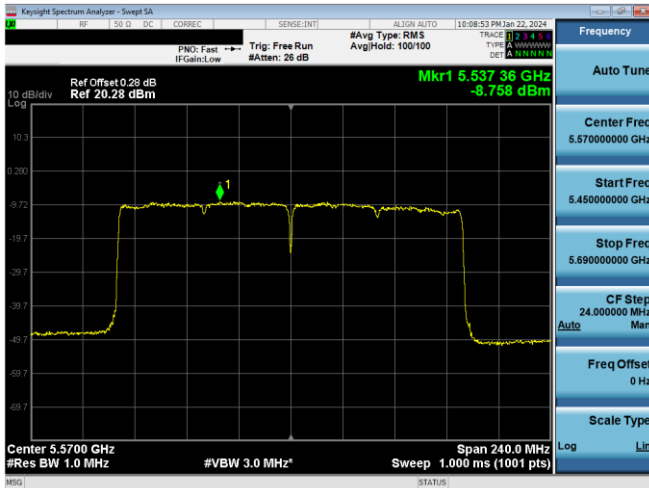
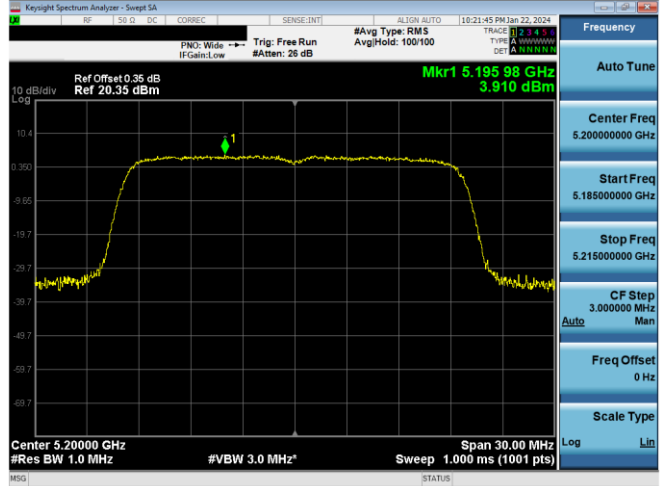
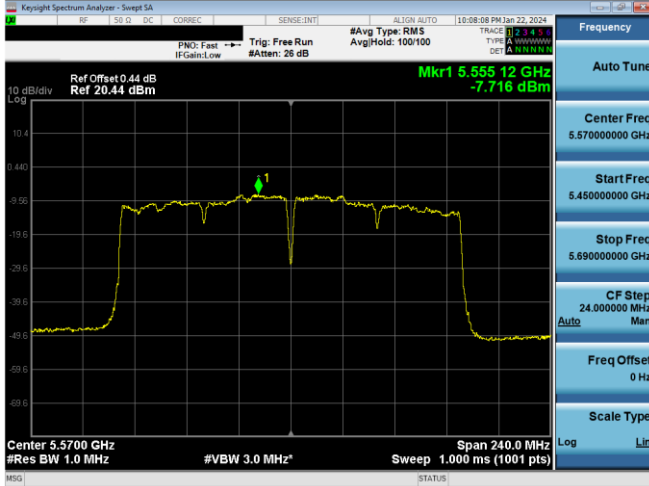


Plot 7-833. PSD CDD Diversity Antenna 1b (40MHz BW 802.11n - Ch. 110, MCS12)

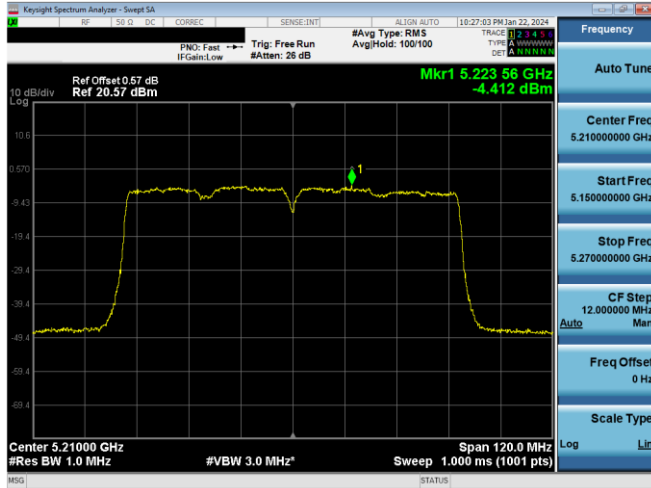


Plot 7-836. PSD CDD Diversity Antenna 1b (80MHz BW 802.11ax(SU) - Ch. 122, MCS4)

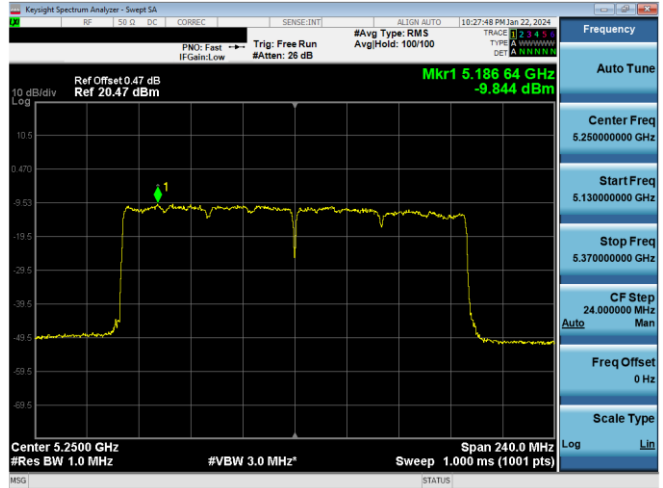
FCC ID: BCGA2899 IC: 579C-A2899		MEASUREMENT REPORT (CERTIFICATION)	Approved by: Technical Manager
Test Report S/N: 1C2311270066-24-R1.BCG	Test Dates: 11/29/2023 - 1/19/2024	EUT Type: Tablet Device	Page 257 of 594



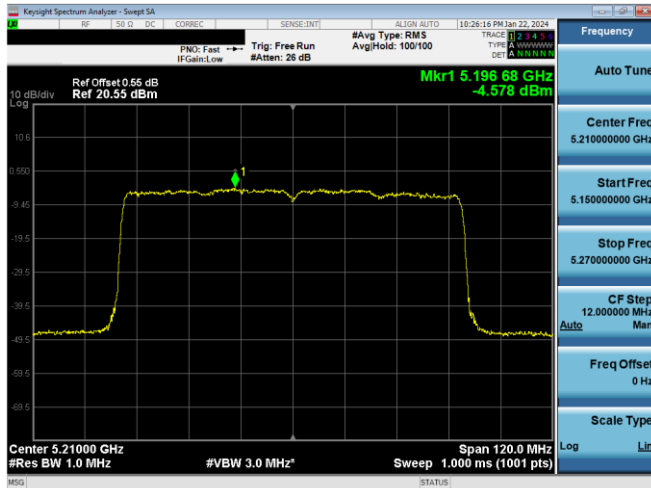
FCC ID: BCGA2899 IC: 579C-A2899		MEASUREMENT REPORT (CERTIFICATION)	Approved by: Technical Manager
Test Report S/N: 1C2311270066-24-R1.BCG	Test Dates: 11/29/2023 - 1/19/2024	EUT Type: Tablet Device	Page 258 of 594



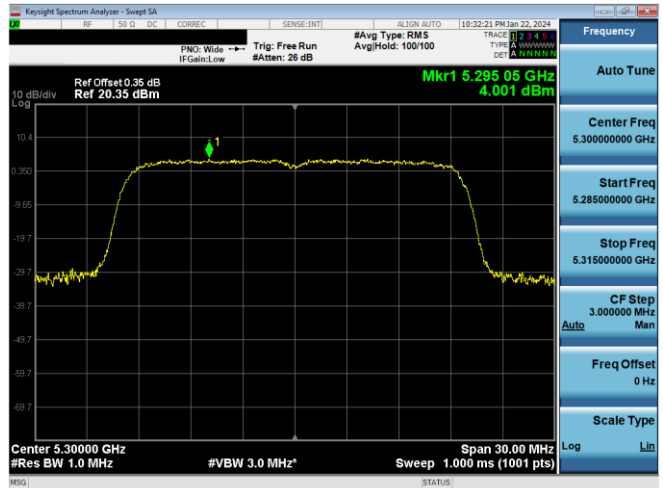
Plot 7-843. PSD CDD Diversity Antenna 1b (80MHz BW 802.11ac - Ch. 42, MCS9)



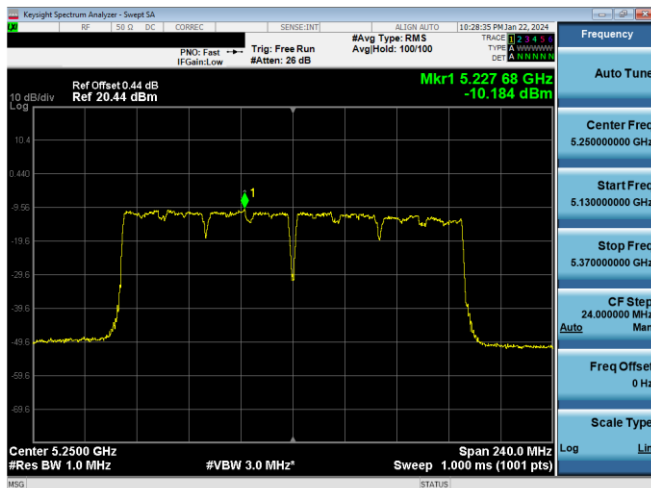
Plot 7-846. PSD CDD Diversity Antenna 1b (160MHz BW 802.11ax(SU) - Ch. 50, MCS11)



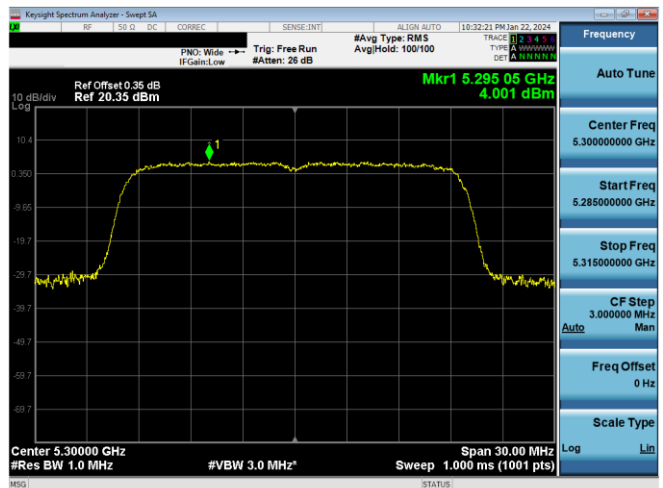
Plot 7-844. PSD CDD Diversity Antenna 1b (80MHz BW 802.11ax(SU) - Ch. 42, MCS11)



Plot 7-847. PSD CDD Diversity Antenna 1b (20MHz BW 802.11n - Ch. 60, MCS15)

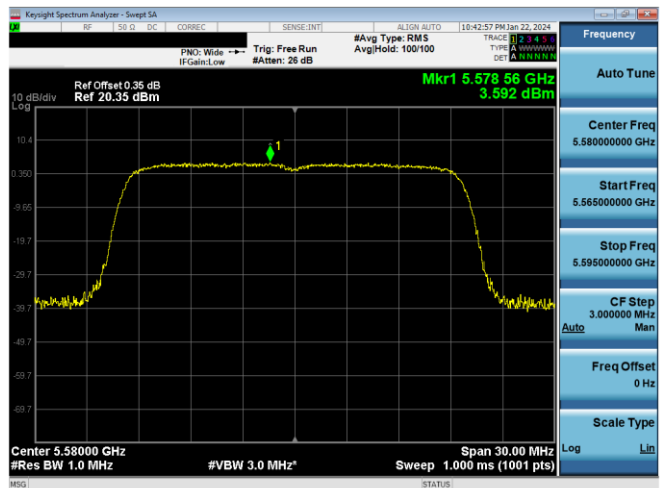
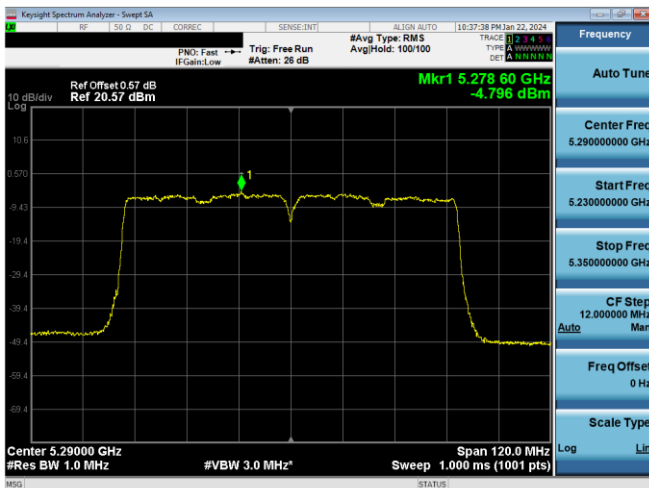
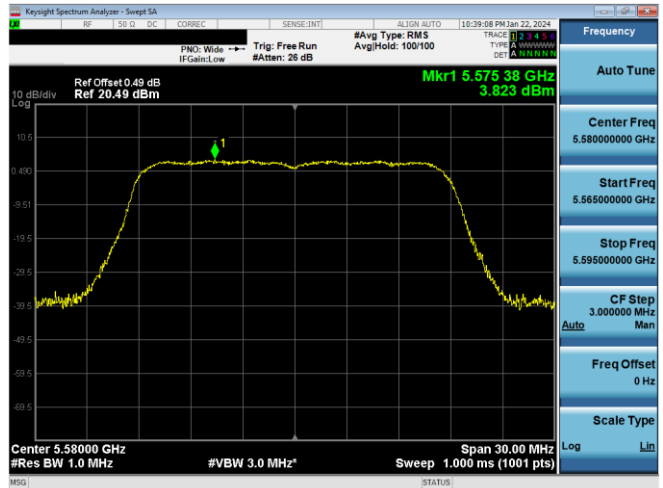
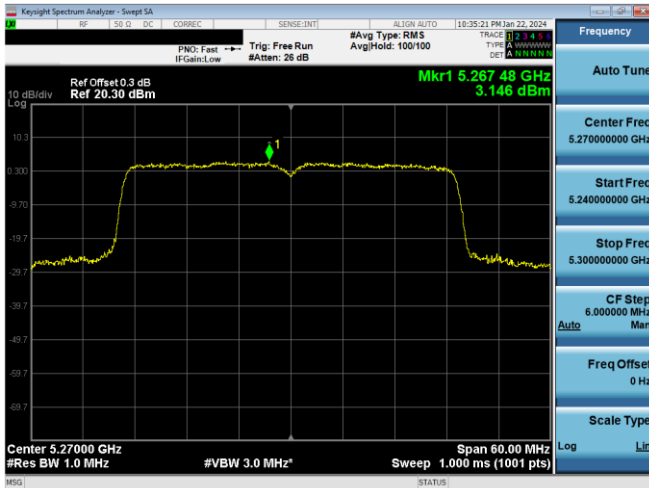
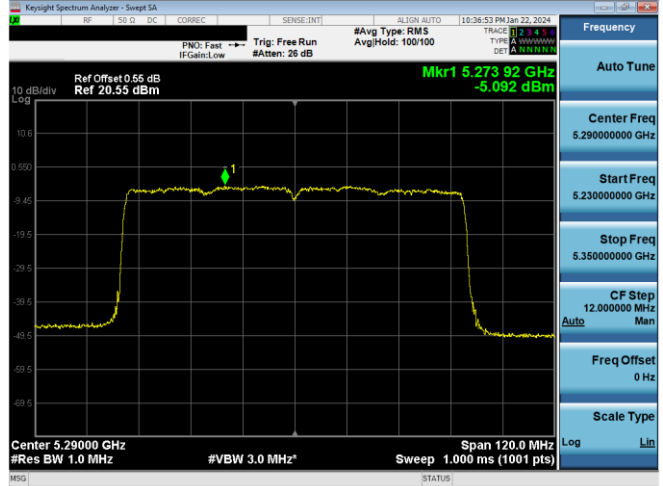
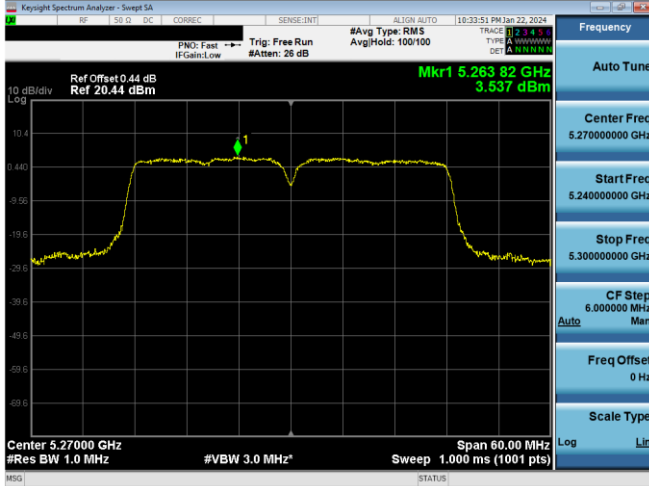


Plot 7-845. PSD CDD Diversity Antenna 1b (160MHz BW 802.11ac - Ch. 50, MCS9)

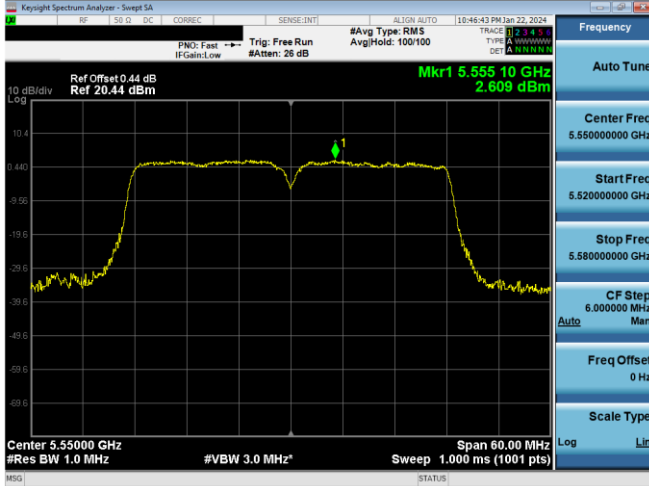


Plot 7-848. PSD CDD Diversity Antenna 1b (20MHz BW 802.11ax(SU) - Ch. 60, MCS11)

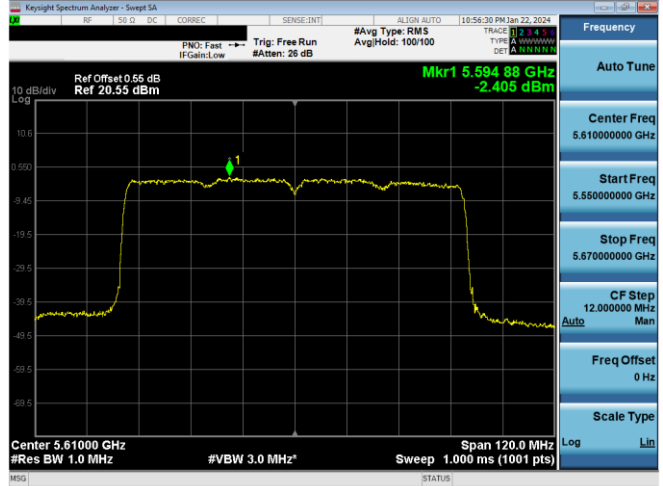
FCC ID: BCGA2899 IC: 579C-A2899		MEASUREMENT REPORT (CERTIFICATION)	Approved by: Technical Manager
Test Report S/N: 1C2311270066-24-R1.BCG	Test Dates: 11/29/2023 - 1/19/2024	EUT Type: Tablet Device	Page 259 of 594



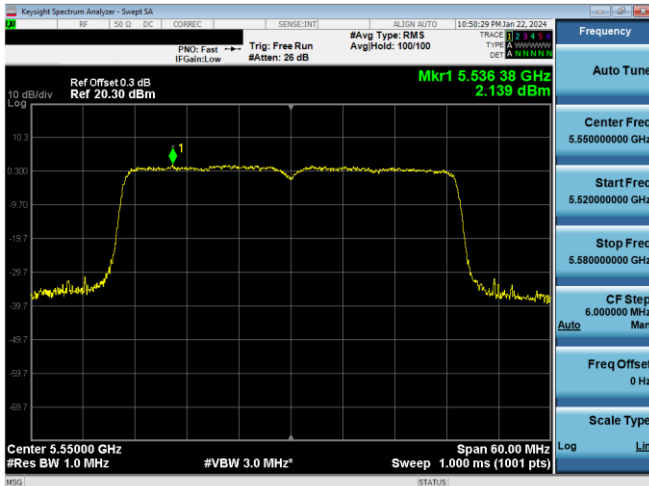
FCC ID: BCGA2899 IC: 579C-A2899		MEASUREMENT REPORT (CERTIFICATION)	Approved by: Technical Manager
Test Report S/N: 1C2311270066-24-R1.BCG	Test Dates: 11/29/2023 - 1/19/2024	EUT Type: Tablet Device	Page 260 of 594



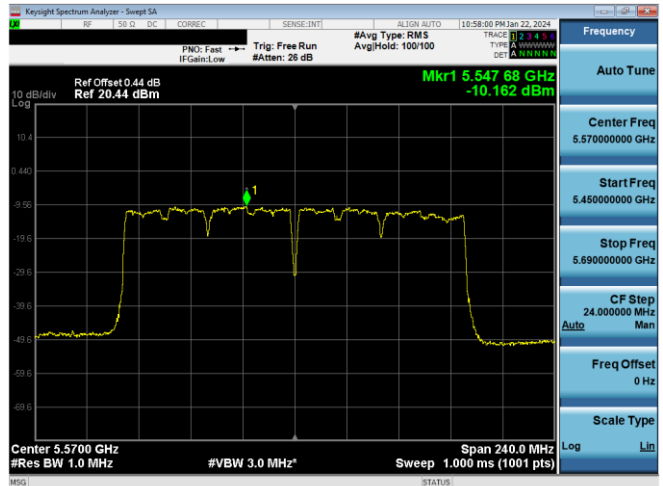
Plot 7-855. PSD CDD Diversity Antenna 1b (40MHz BW 802.11n – Ch. 110, MCS15)



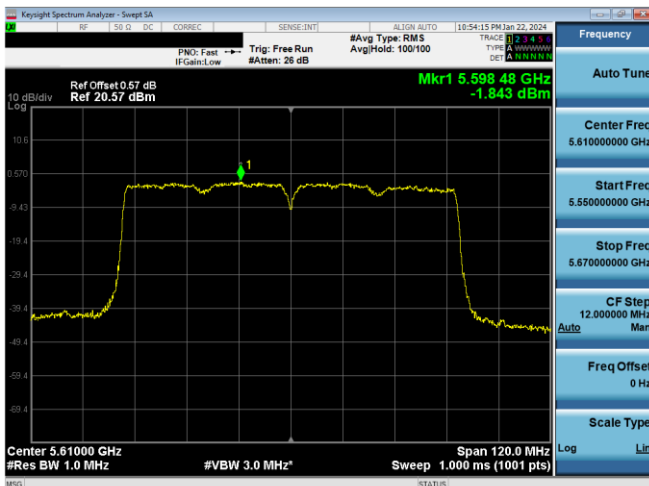
Plot 7-858. PSD CDD Diversity Antenna 1b (80MHz BW 802.11ax(SU) – Ch. 122, MCS11)



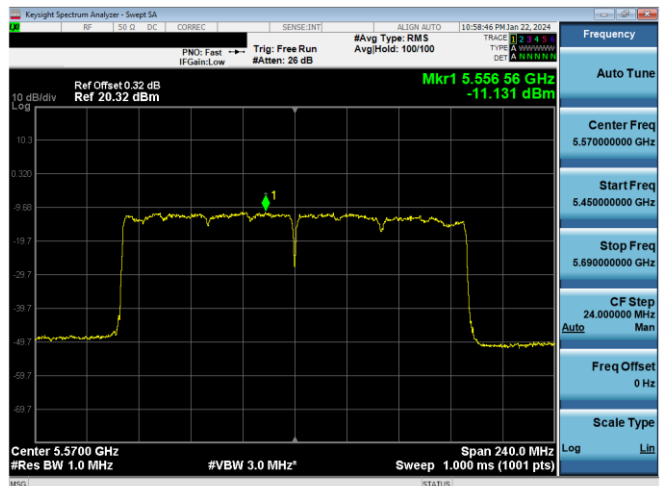
Plot 7-856. PSD CDD Diversity Antenna 1b (40MHz BW 802.11ax(SU) – Ch. 110, MCS11)



Plot 7-859. PSD CDD Diversity Antenna 1b (160MHz BW 802.11ac – Ch. 114, MCS9)

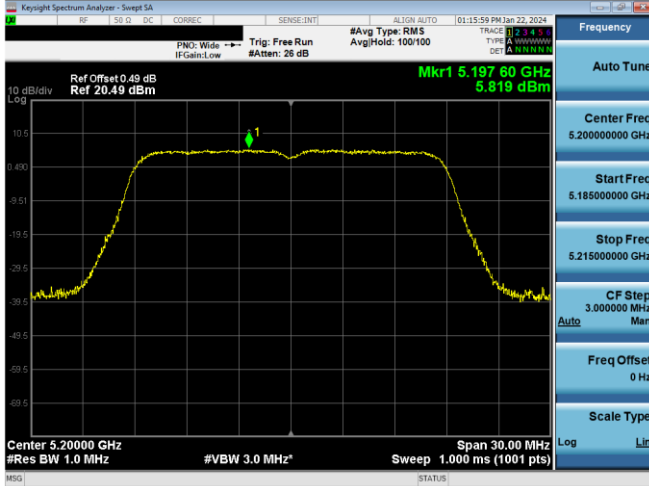


Plot 7-857. PSD CDD Diversity Antenna 1b (80MHz BW 802.11ac – Ch. 122, MCS9)

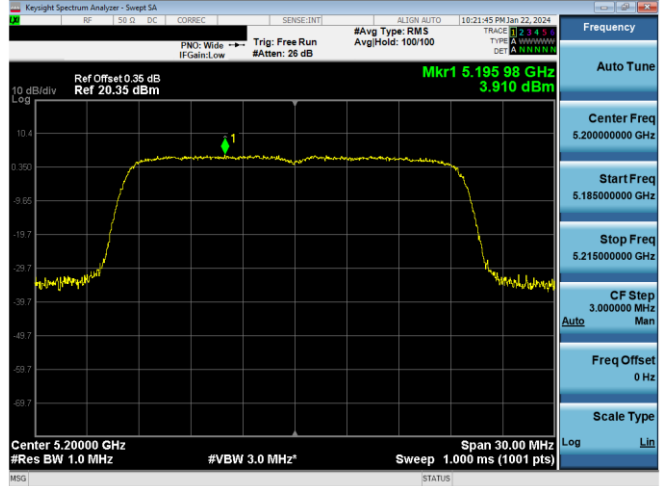


Plot 7-860. PSD CDD Diversity Antenna 1b (160MHz BW 802.11ax(SU) – Ch. 114, MCS11)

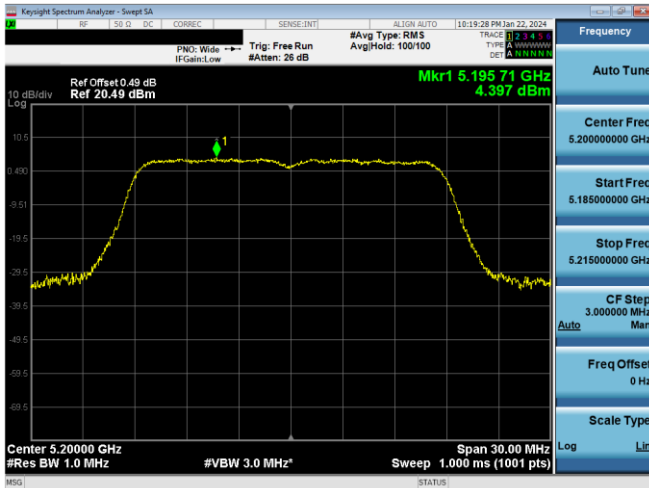
FCC ID: BCGA2899 IC: 579C-A2899		MEASUREMENT REPORT (CERTIFICATION)	Approved by: Technical Manager
Test Report S/N: 1C2311270066-24-R1.BCG	Test Dates: 11/29/2023 - 1/19/2024	EUT Type: Tablet Device	Page 261 of 594



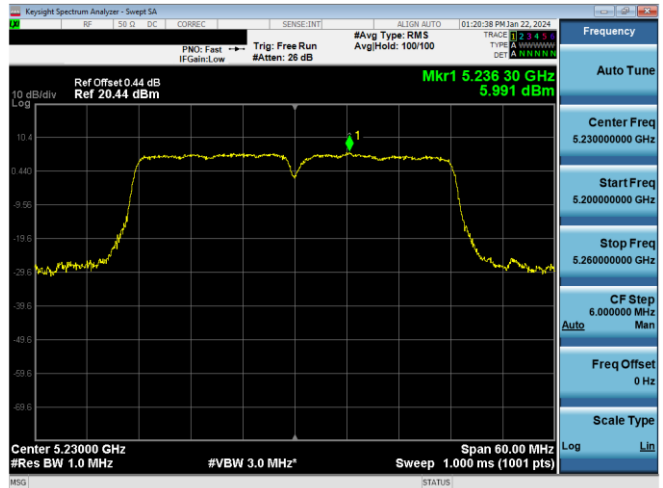
Plot 7-861. PSD CDD Diversity Antenna 5T (20MHz BW 802.11n) - Ch. 40, MCS15)



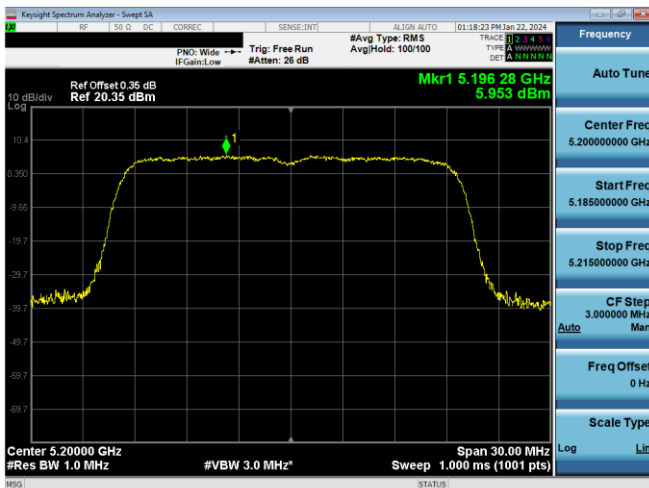
Plot 7-864. PSD CDD Diversity Antenna 1b (20MHz BW 802.11ax(SU)) - Ch. 40, MCS11)



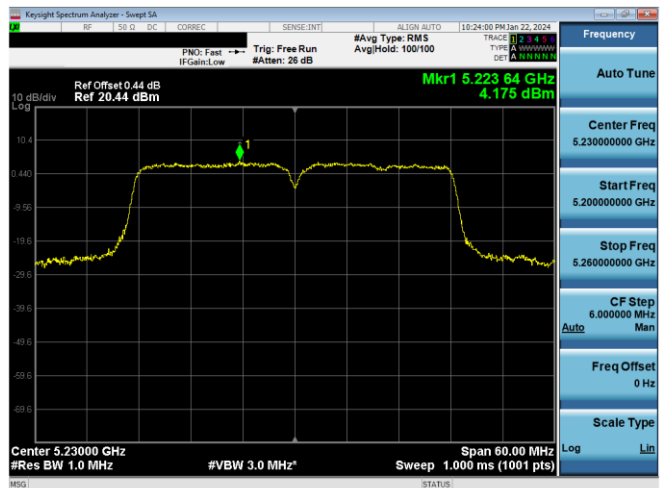
Plot 7-862. PSD CDD Diversity Antenna 1b (20MHz BW 802.11n) - Ch. 40, MCS15)



Plot 7-865. PSD CDD Diversity Antenna 5T (40MHz BW 802.11n) - Ch. 46, MCS15)

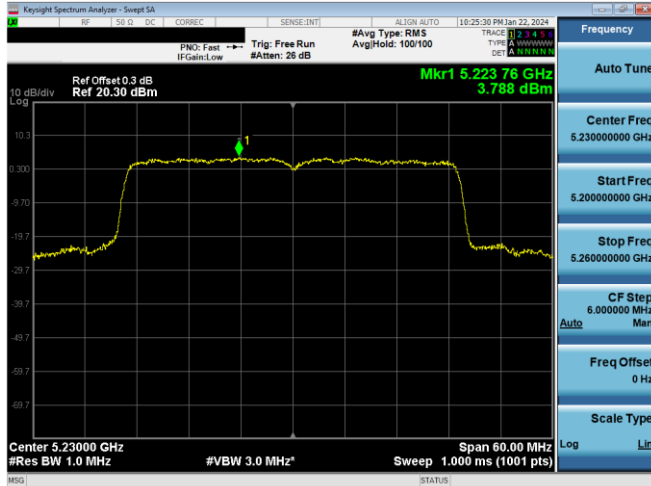


Plot 7-863. PSD CDD Diversity Antenna 5T (20MHz BW 802.11ax(SU)) - Ch. 40, MCS11)

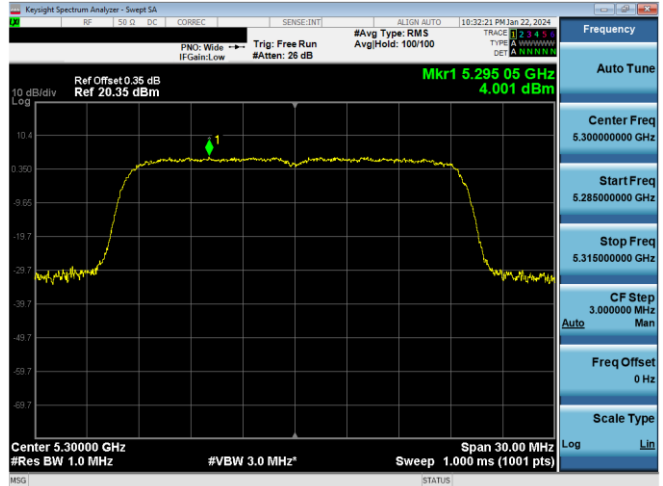


Plot 7-866. PSD CDD Diversity Antenna 1b (40MHz BW 802.11n) - Ch. 46, MCS15)

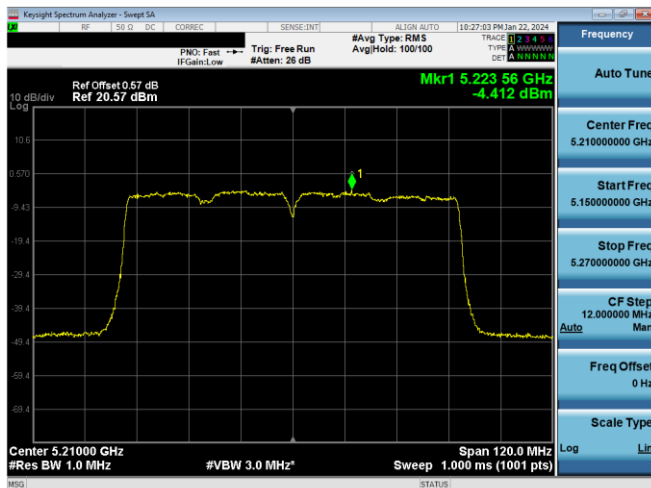
FCC ID: BCGA2899 IC: 579C-A2899		MEASUREMENT REPORT (CERTIFICATION)	Approved by: Technical Manager
Test Report S/N: 1C2311270066-24-R1.BCG	Test Dates: 11/29/2023 - 1/19/2024	EUT Type: Tablet Device	Page 262 of 594



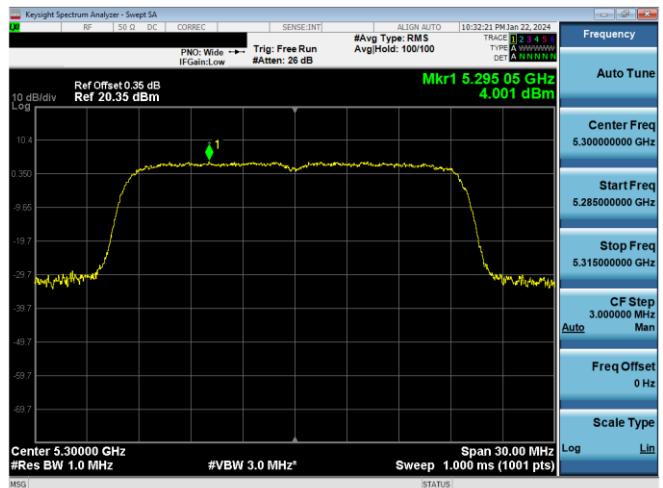
Plot 7-867. PSD CDD Diversity Antenna 1b (40MHz BW 802.11ax(SU) – Ch. 46, MCS11)



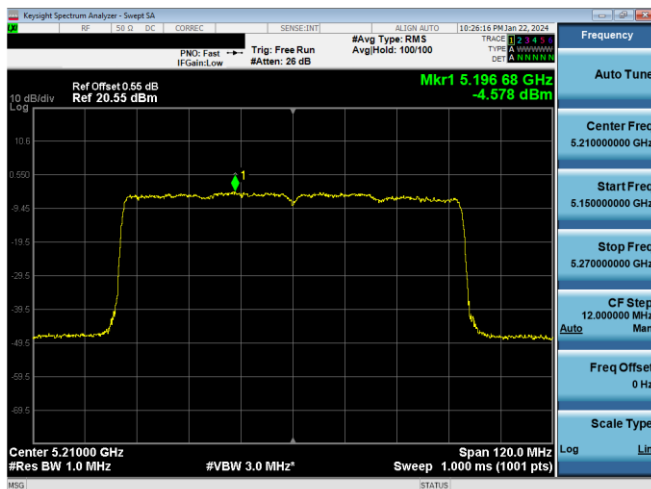
Plot 7-870. PSD CDD Diversity Antenna 1b (20MHz BW 802.11n – Ch. 60, MCS15)



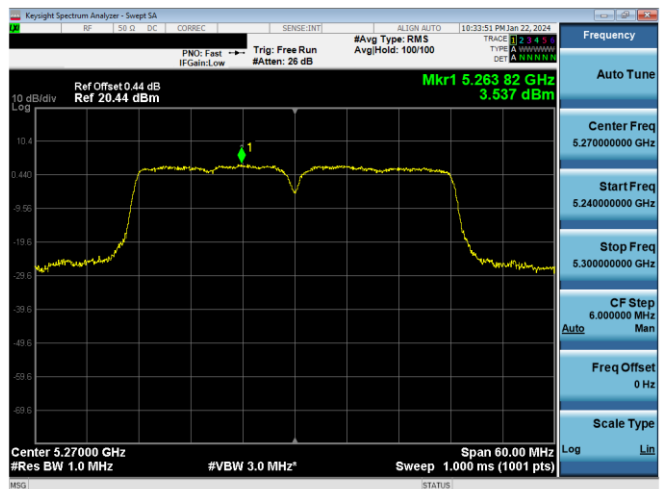
Plot 7-868. PSD CDD Diversity Antenna 1b (80MHz BW 802.11ac – Ch. 42, MCS9)



Plot 7-871. PSD CDD Diversity Antenna 1b (20MHz BW 802.11ax(SU) – Ch. 60, MCS11)

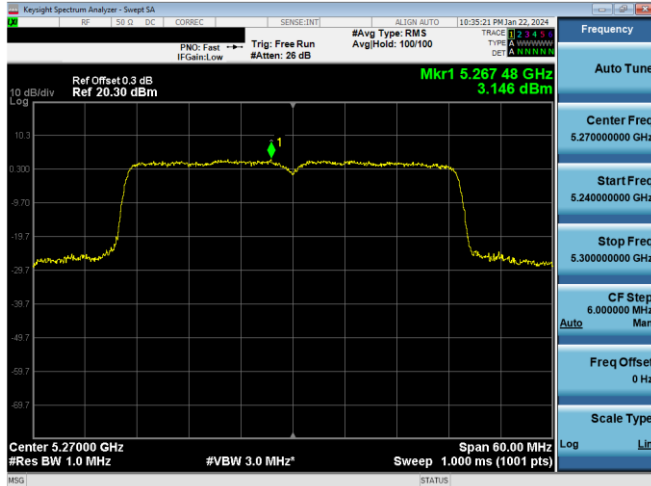


Plot 7-869. PSD CDD Diversity Antenna 1b (80MHz BW 802.11ax(SU) – Ch. 42, MCS11)

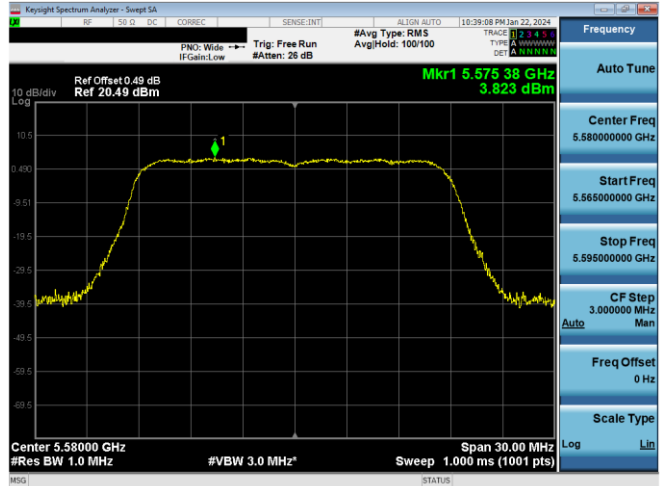


Plot 7-872. PSD CDD Diversity Antenna 1b (40MHz BW 802.11n – Ch. 54, MCS15)

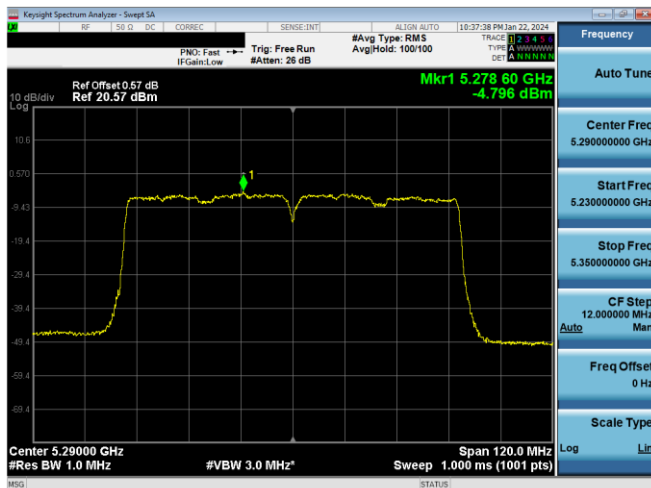
FCC ID: BCGA2899 IC: 579C-A2899		MEASUREMENT REPORT (CERTIFICATION)	Approved by: Technical Manager
Test Report S/N: 1C2311270066-24-R1.BCG	Test Dates: 11/29/2023 - 1/19/2024	EUT Type: Tablet Device	Page 263 of 594



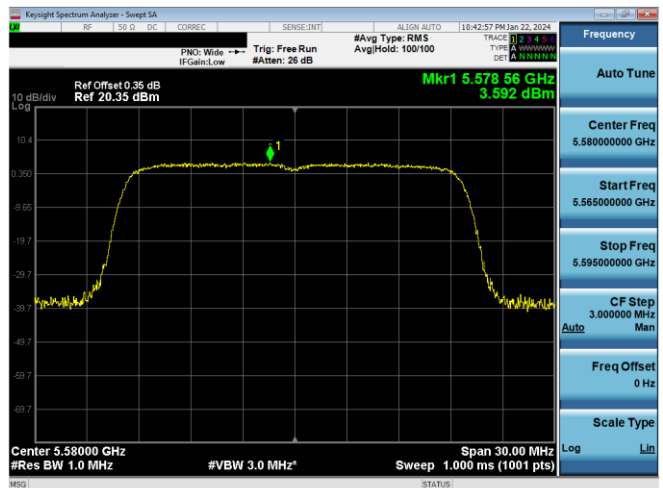
Plot 7-873. PSD CDD Diversity Antenna 1b (40MHz BW 802.11ax(SU) – Ch. 54, MCS11)



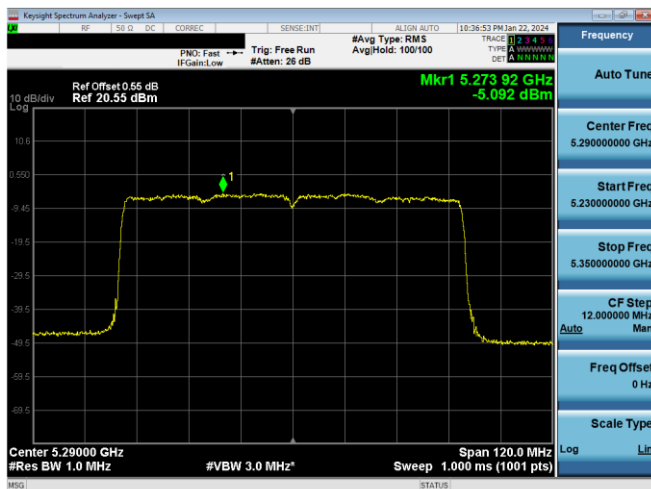
Plot 7-876. PSD CDD Diversity Antenna 1b (20MHz BW 802.11n – Ch. 116, MCS15)



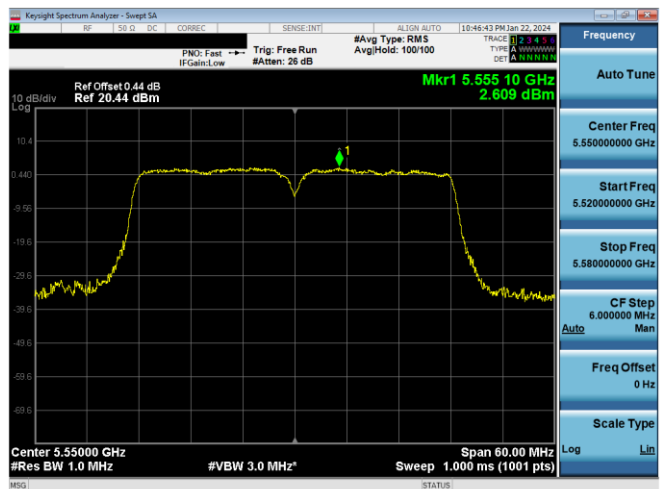
Plot 7-874. PSD CDD Diversity Antenna 1b (80MHz BW 802.11ac – Ch. 58, MCS9)



Plot 7-877. PSD CDD Diversity Antenna 1b (20MHz BW 802.11ax(SU) – Ch. 116, MCS11)

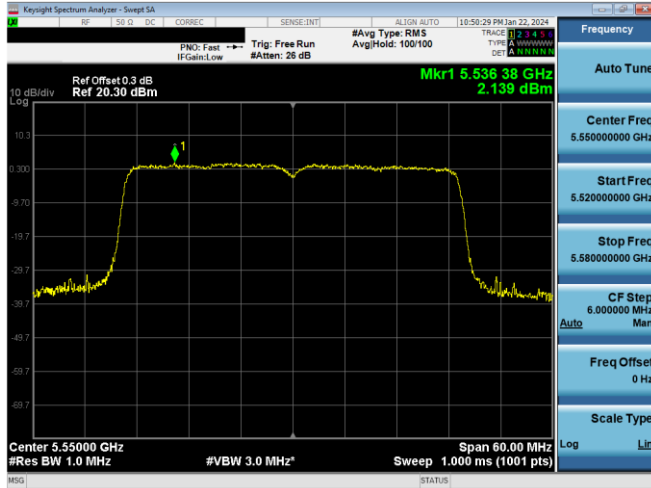


Plot 7-875. PSD CDD Diversity Antenna 1b (80MHz BW 802.11ax(SU) – Ch. 58, MCS11)

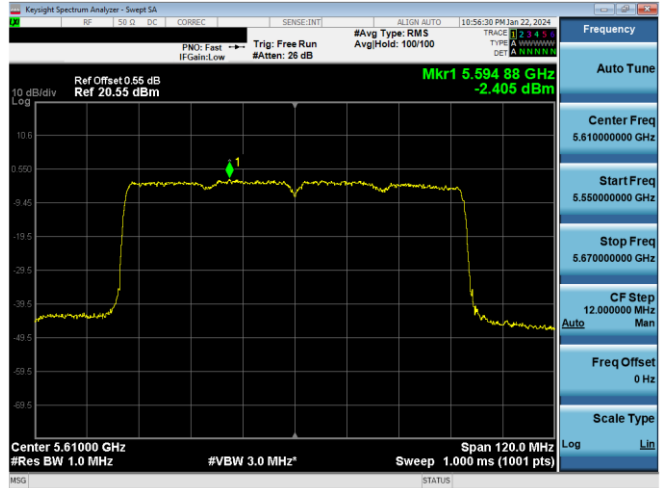


Plot 7-878. PSD CDD Diversity Antenna 1b (40MHz BW 802.11n – Ch. 110, MCS15)

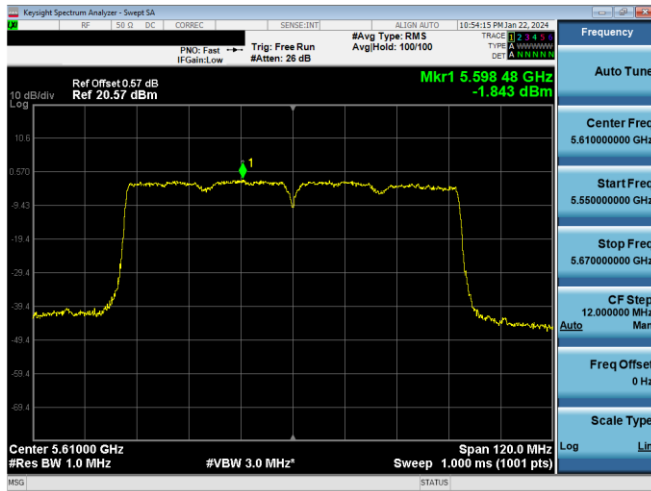
FCC ID: BCGA2899 IC: 579C-A2899		MEASUREMENT REPORT (CERTIFICATION)	Approved by: Technical Manager
Test Report S/N: 1C2311270066-24-R1.BCG	Test Dates: 11/29/2023 - 1/19/2024	EUT Type: Tablet Device	Page 264 of 594



Plot 7-879. PSD CDD Diversity Antenna 1b (40MHz BW 802.11ax(SU) - Ch. 110, MCS11)



Plot 7-881. PSD CDD Diversity Antenna 1b (80MHz BW 802.11ax(SU) - Ch. 122, MCS11)



Plot 7-880. PSD CDD Diversity Antenna 1b (80MHz BW 802.11ac - Ch. 122, MCS9)

FCC ID: BCGA2899 IC: 579C-A2899		MEASUREMENT REPORT (CERTIFICATION)	Approved by: Technical Manager
Test Report S/N: 1C2311270066-24-R1.BCG	Test Dates: 11/29/2023 - 1/19/2024	EUT Type: Tablet Device	Page 265 of 594

	Frequency [MHz]	Channel	802.11 MODE	802.11 MODE	Data Rate [Mbps]	Ant 5T Power Density [dBm/500kHz]	Ant 1b Power Density [dBm/500kHz]	Summed Power Density [dBm/500kHz]	Max Permissible Power Density [dBm/500kHz]	Margin [dB]
Band 3	5745	149	n (20MHz)	n (20MHz)	39/43.3 (MCS10)	6.63	4.85	8.84	30.0	-21.16
	5785	157	n (20MHz)	n (20MHz)	39/43.3 (MCS10)	6.23	4.60	8.50	30.0	-21.50
	5825	165	n (20MHz)	n (20MHz)	39/43.3 (MCS10)	6.45	5.01	8.80	30.0	-21.20
	5745	149	ax (SU) (20MHz)	ax (SU) (20MHz)	48/51.6 (MCS2)	5.11	3.24	7.28	30.0	-22.72
	5785	157	ax (SU) (20MHz)	ax (SU) (20MHz)	48/51.6 (MCS2)	4.79	3.27	7.11	30.0	-22.89
	5825	165	ax (SU) (20MHz)	ax (SU) (20MHz)	48/51.6 (MCS2)	4.91	3.09	7.11	30.0	-22.89
	5755	151	n (40MHz)	n (40MHz)	81/60 (MCS10)	4.28	2.17	6.36	30.0	-23.64
	5795	159	n (40MHz)	n (40MHz)	81/60 (MCS10)	3.71	2.20	6.03	30.0	-23.97
	5755	151	ax (SU) (40MHz)	ax (SU) (40MHz)	98/103.2 (MCS2)	2.99	1.09	5.15	30.0	-24.85
	5795	159	ax (SU) (40MHz)	ax (SU) (40MHz)	98/103.2 (MCS2)	2.21	0.58	4.48	30.0	-25.52
	5775	155	ac (80MHz)	ac (80MHz)	175.5/195 (MCS2)	-0.81	-2.03	1.63	30.0	-28.37
5775	155	ax (SU) (80MHz)	ax (SU) (80MHz)	204/216.2 (MCS2)	-1.77	-3.93	0.29	30.0	-29.71	

Table 7-239. Band 3 Power Spectral Density Measurements CDD Diversity (Low Data Rate)

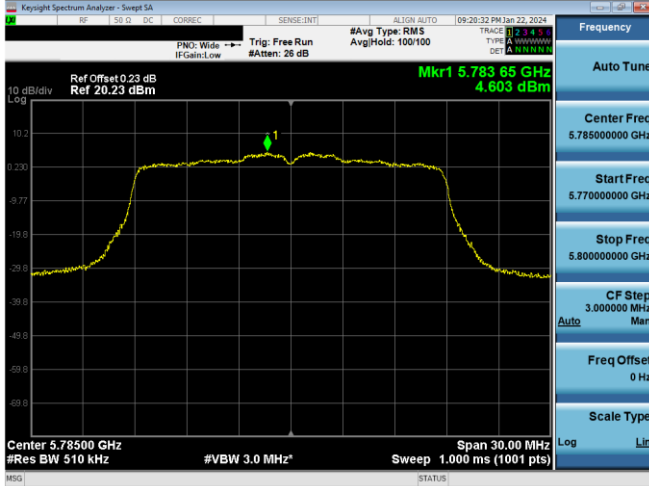
	Frequency [MHz]	Channel	802.11 MODE	802.11 MODE	Data Rate [Mbps]	Ant 5T Power Density [dBm/500kHz]	Ant 1b Power Density [dBm/500kHz]	Summed Power Density [dBm/500kHz]	Max Permissible Power Density [dBm/500kHz]	Margin [dB]
Band 3	5745	149	n (20MHz)	n (20MHz)	78/86.7 (MCS12)	6.56	4.65	8.72	30.0	-21.28
	5785	157	n (20MHz)	n (20MHz)	78/86.7 (MCS12)	6.42	4.52	8.58	30.0	-21.42
	5825	165	n (20MHz)	n (20MHz)	78/86.7 (MCS12)	6.72	4.44	8.74	30.0	-21.26
	5745	149	ax (SU) (20MHz)	ax (SU) (20MHz)	98/103.2 (MCS4)	5.22	3.24	7.35	30.0	-22.65
	5785	157	ax (SU) (20MHz)	ax (SU) (20MHz)	98/103.2 (MCS4)	4.97	3.21	7.19	30.0	-22.81
	5825	165	ax (SU) (20MHz)	ax (SU) (20MHz)	98/103.2 (MCS4)	5.09	3.12	7.23	30.0	-22.77
	5755	151	n (40MHz)	n (40MHz)	162/180 (MCS12)	4.34	2.56	6.55	30.0	-23.45
	5795	159	n (40MHz)	n (40MHz)	162/180 (MCS12)	4.52	2.09	6.48	30.0	-23.52
	5755	151	ax (SU) (40MHz)	ax (SU) (40MHz)	196/206.5 (MCS4)	2.93	1.19	5.15	30.0	-24.85
	5795	159	ax (SU) (40MHz)	ax (SU) (40MHz)	196/206.5 (MCS4)	2.60	0.42	4.66	30.0	-25.34
	5775	155	ac (80MHz)	ac (80MHz)	351/390 (MCS4)	-0.81	-2.59	1.40	30.0	-28.60
5775	155	ax (SU) (80MHz)	ax (SU) (80MHz)	408/432.4 (MCS4)	-2.69	-4.95	-0.67	30.0	-30.67	

Table 7-240. Band 3 Power Spectral Density Measurements CDD Diversity (Mid Data Rate)

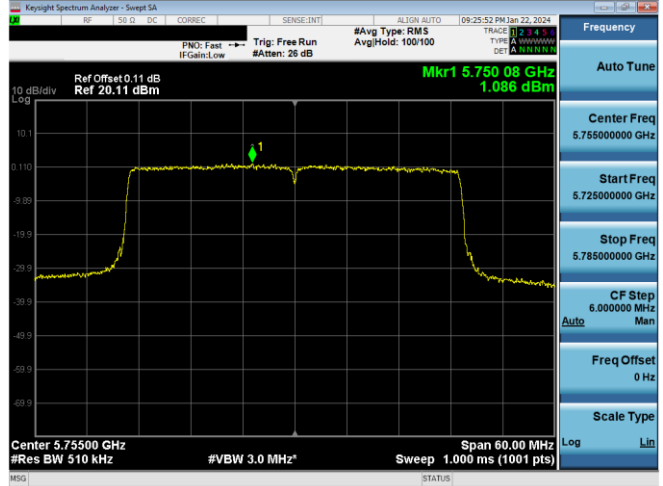
	Frequency [MHz]	Channel	802.11 MODE	802.11 MODE	Data Rate [Mbps]	Ant 5T Power Density [dBm/500kHz]	Ant 1b Power Density [dBm/500kHz]	Summed Power Density [dBm/500kHz]	Max Permissible Power Density [dBm/500kHz]	Margin [dB]
Band 3	5745	149	n (20MHz)	n (20MHz)	130/144.4 (MCS15)	5.54	3.70	7.72	30.0	-22.28
	5785	157	n (20MHz)	n (20MHz)	130/144.4 (MCS15)	5.48	3.65	7.67	30.0	-22.33
	5825	165	n (20MHz)	n (20MHz)	130/144.4 (MCS15)	5.35	4.10	7.78	30.0	-22.22
	5745	149	ax (SU) (20MHz)	ax (SU) (20MHz)	270/286.8 (MCS11)	5.86	3.77	7.95	30.0	-22.05
	5785	157	ax (SU) (20MHz)	ax (SU) (20MHz)	270/286.8 (MCS11)	5.22	3.47	7.45	30.0	-22.55
	5825	165	ax (SU) (20MHz)	ax (SU) (20MHz)	270/286.8 (MCS11)	5.22	3.61	7.50	30.0	-22.50
	5755	151	n (40MHz)	n (40MHz)	270/300 (MCS15)	3.76	1.45	5.77	30.0	-24.23
	5795	159	n (40MHz)	n (40MHz)	270/300 (MCS15)	3.32	1.11	5.37	30.0	-24.63
	5755	151	ax (SU) (40MHz)	ax (SU) (40MHz)	271/286.8 (MCS11)	3.45	1.43	5.57	30.0	-24.43
	5795	159	ax (SU) (40MHz)	ax (SU) (40MHz)	271/286.8 (MCS11)	3.34	1.26	5.43	30.0	-24.57
	5775	155	ac (80MHz)	ac (80MHz)	780/866.7 (MCS9)	-2.80	-4.40	-0.52	30.0	-30.52
5775	155	ax (SU) (80MHz)	ax (SU) (80MHz)	1134/1201 (MCS11)	-2.96	-4.75	-0.75	30.0	-30.75	

Table 7-241. Band 3 Power Spectral Density Measurements CDD Diversity (High Data Rate)

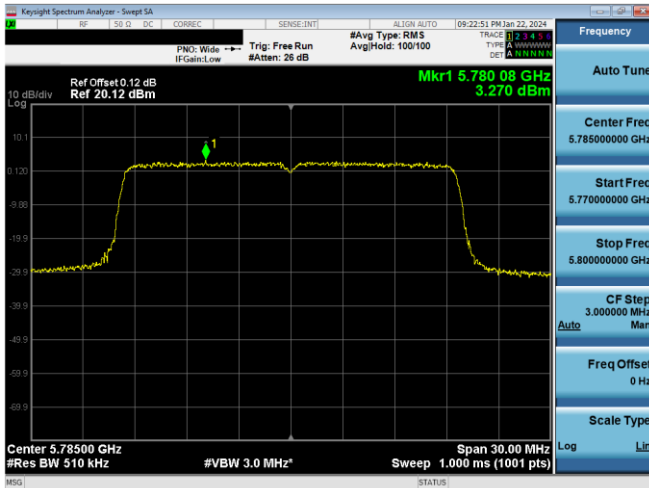
FCC ID: BCGA2899 IC: 579C-A2899		MEASUREMENT REPORT (CERTIFICATION)	Approved by: Technical Manager
Test Report S/N: 1C2311270066-24-R1.BCG	Test Dates: 11/29/2023 - 1/19/2024	EUT Type: Tablet Device	Page 266 of 594



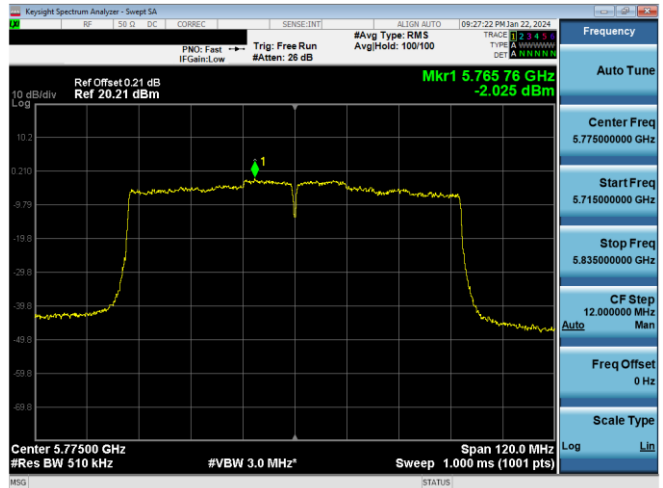
Plot 7-882. PSD CDD Diversity Antenna 1b (20MHz BW 802.11n - Ch. 157, MCS10)



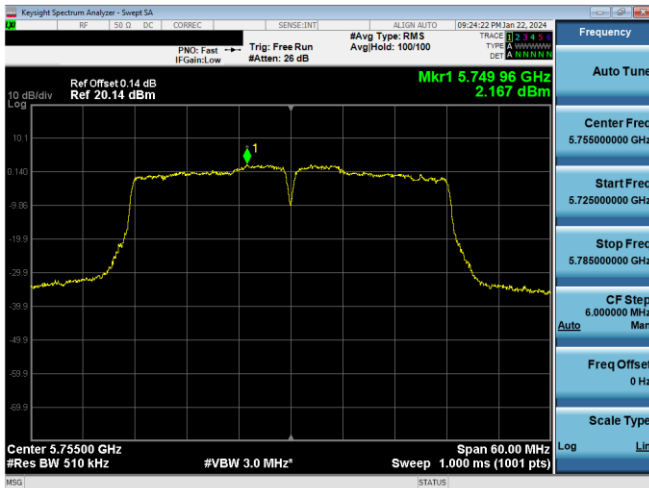
Plot 7-885. PSD CDD Diversity Antenna 1b (40MHz BW 802.11ax(SU) - Ch. 151, MCS2)



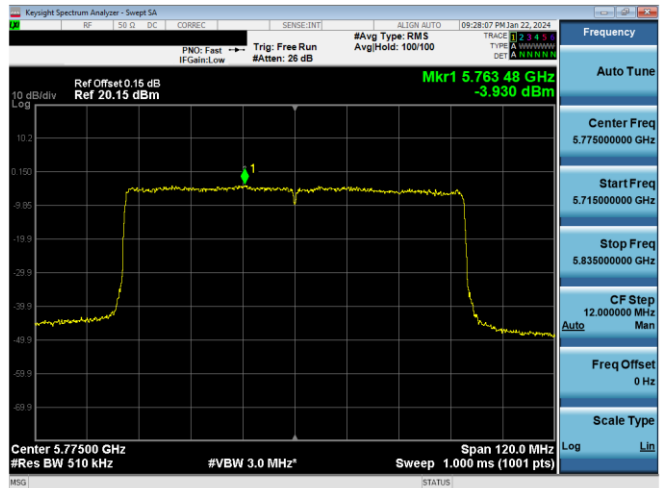
Plot 7-883. PSD CDD Diversity Antenna 1b (20MHz BW 802.11ax(SU) - Ch. 157, MCS2)



Plot 7-886. PSD CDD Diversity Antenna 1b (80MHz BW 802.11ac - Ch. 155, MCS2)

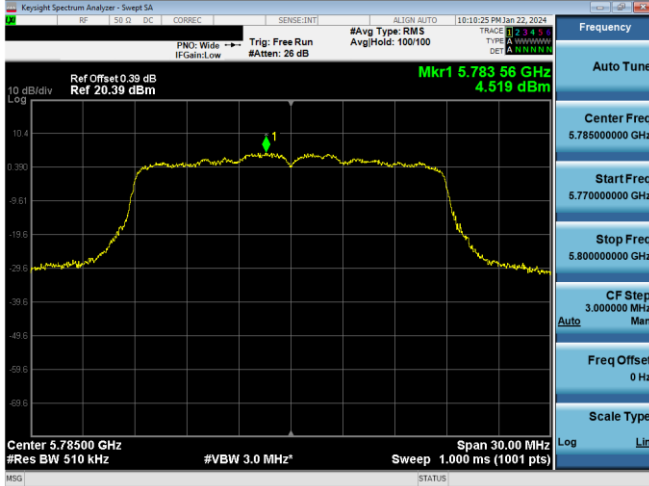


Plot 7-884. PSD CDD Diversity Antenna 1b (40MHz BW 802.11n - Ch. 151, MCS10)

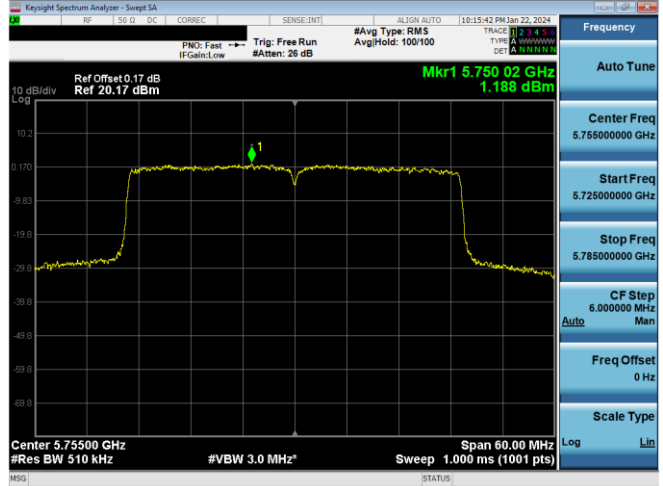


Plot 7-887. PSD CDD Diversity Antenna 1b (80MHz BW 802.11ax(SU) - Ch. 155, MCS2)

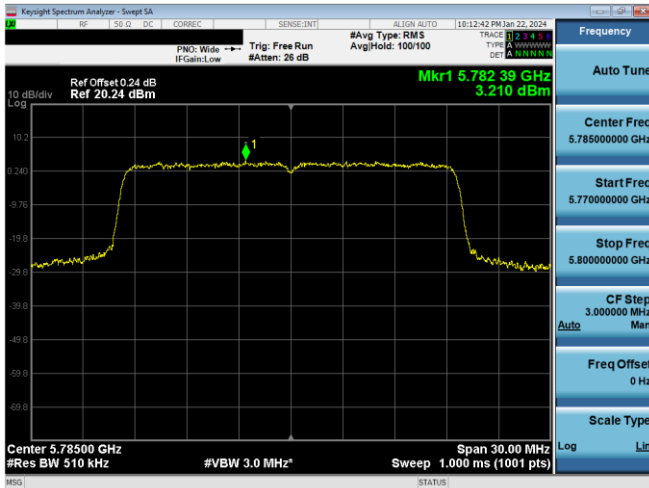
FCC ID: BCGA2899 IC: 579C-A2899		MEASUREMENT REPORT (CERTIFICATION)	Approved by: Technical Manager
Test Report S/N: 1C2311270066-24-R1.BCG	Test Dates: 11/29/2023 - 1/19/2024	EUT Type: Tablet Device	Page 267 of 594



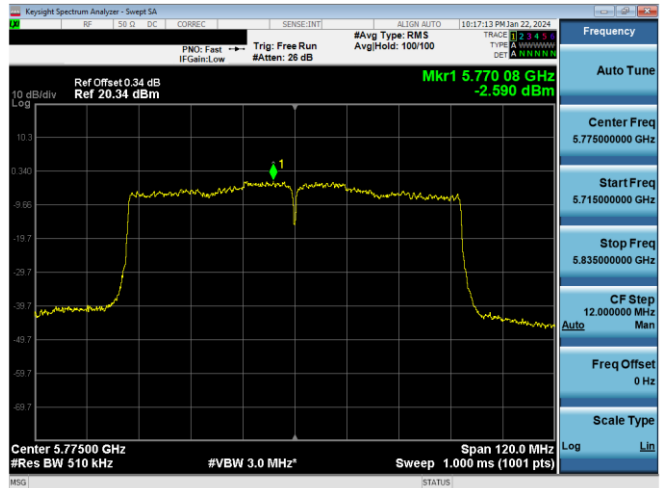
Plot 7-888. PSD CDD Diversity Antenna 1b (20MHz BW 802.11n) - Ch. 157, MCS12



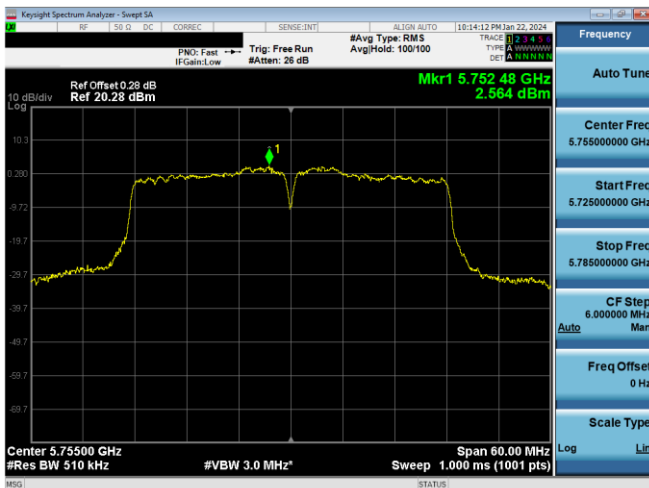
Plot 7-891. PSD CDD Diversity Antenna 1b (40MHz BW 802.11ax(SU)) - Ch. 151, MCS4



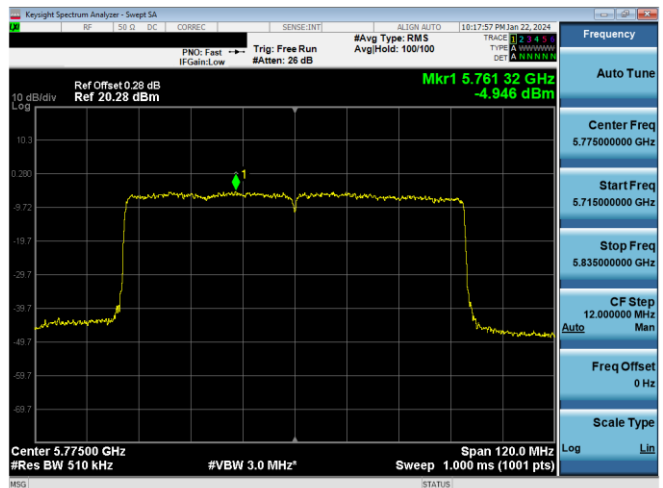
Plot 7-889. PSD CDD Diversity Antenna 1b (20MHz BW 802.11ax(SU)) - Ch. 157, MCS4



Plot 7-892. PSD CDD Diversity Antenna 1b (80MHz BW 802.11ac) - Ch. 155, MCS4

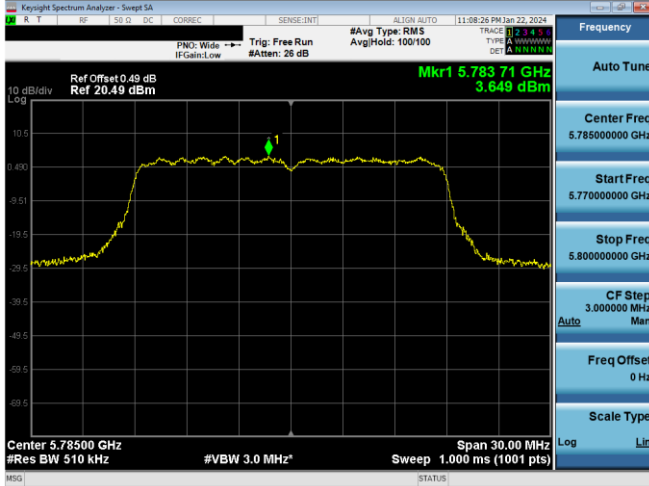


Plot 7-890. PSD CDD Diversity Antenna 1b (40MHz BW 802.11n) - Ch. 151, MCS12

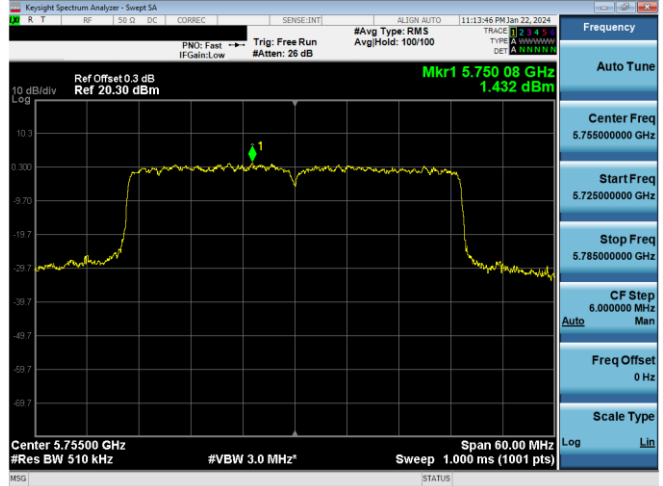


Plot 7-893. PSD CDD Diversity Antenna 1b (80MHz BW 802.11ax(SU)) - Ch. 155, MCS4

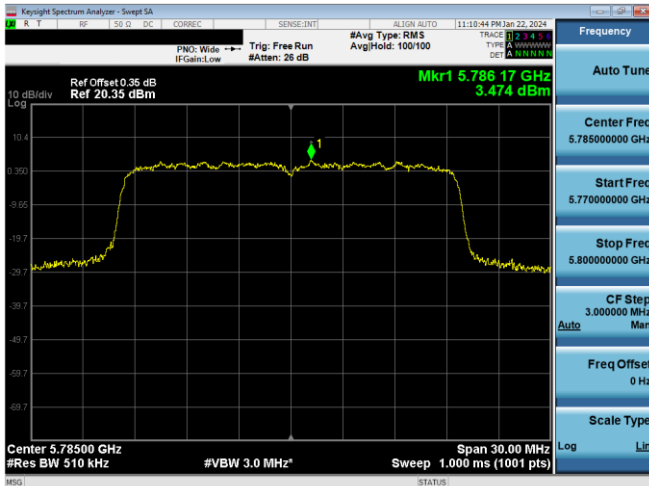
FCC ID: BCGA2899 IC: 579C-A2899		MEASUREMENT REPORT (CERTIFICATION)	Approved by: Technical Manager
Test Report S/N: 1C2311270066-24-R1.BCG	Test Dates: 11/29/2023 - 1/19/2024	EUT Type: Tablet Device	Page 268 of 594



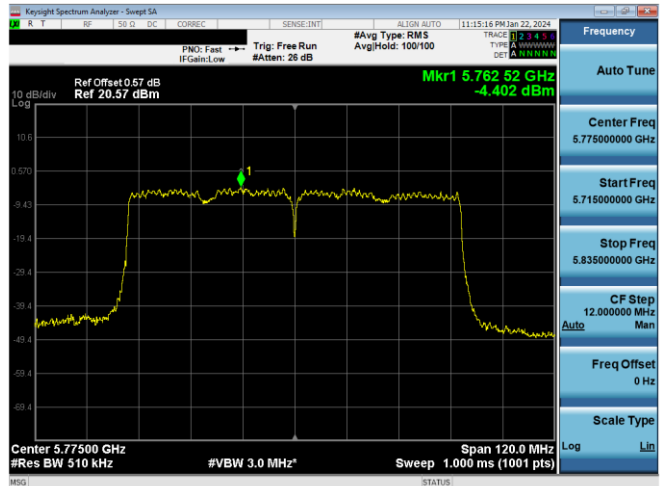
Plot 7-894. PSD CDD Diversity Antenna 1b (20MHz BW 802.11n - Ch. 157, MCS15)



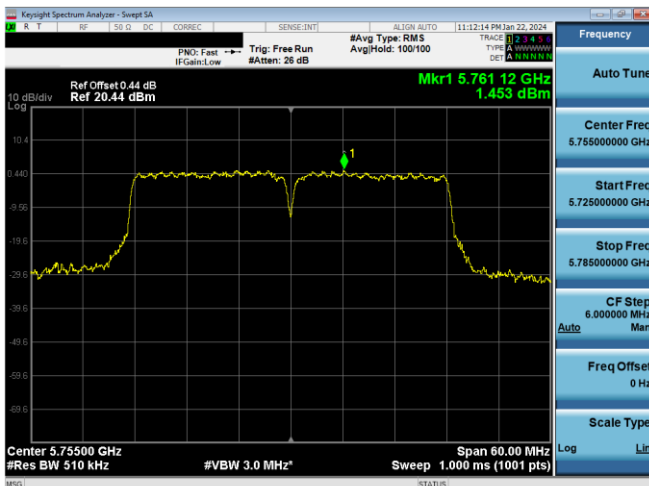
Plot 7-897. PSD CDD Diversity Antenna 1b (40MHz BW 802.11ax(SU) - Ch. 151, MCS11)



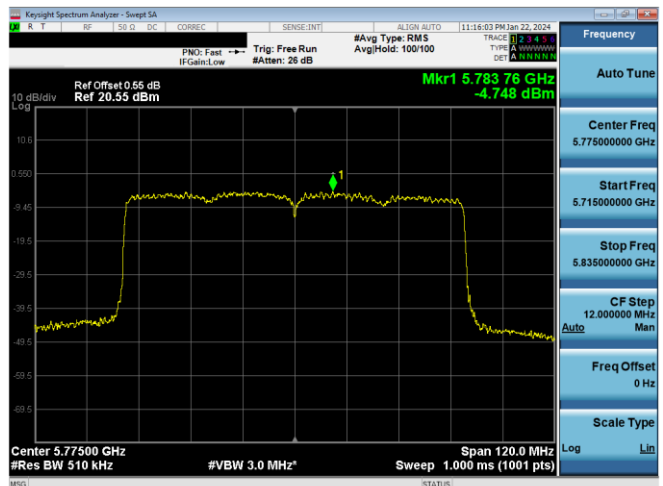
Plot 7-895. PSD CDD Diversity Antenna 1b (20MHz BW 802.11ax(SU) - Ch. 157, MCS11)



Plot 7-898. PSD CDD Diversity Antenna 1b (80MHz BW 802.11ac - Ch. 155, MCS9)



Plot 7-896. PSD CDD Diversity Antenna 1b (40MHz BW 802.11n - Ch. 151, MCS15)



Plot 7-899. PSD CDD Diversity Antenna 1b (80MHz BW 802.11ax(SU) - Ch. 155, MCS11)

FCC ID: BCGA2899 IC: 579C-A2899		MEASUREMENT REPORT (CERTIFICATION)	Approved by: Technical Manager
Test Report S/N: 1C2311270066-24-R1.BCG	Test Dates: 11/29/2023 - 1/19/2024	EUT Type: Tablet Device	Page 269 of 594

	Frequency [MHz]	Channel No.	802.11 MODE	Mode	Data Rate [Mbps]	Ant 5T Power Density [dBm/MHz]	Ant 1b Power Density [dBm/MHz]	Summed Power Density [dBm/MHz]	Directoinal Antenna Gain [dBi]	e.i.r.p. Power Density [dBm/MHz]	ISED Max e.i.r.p. Power Density [dBm/MHz]	Margin [dB]	
Band 1	5180	36	n (20MHz)	SDM	39/43.3 (MCS10)	6.57	4.83	8.80	-1.38	3.45	10.0	-6.55	
	5200	40	n (20MHz)	SDM	39/43.3 (MCS10)	6.60	4.59	8.72	-1.38	3.21	10.0	-6.79	
	5240	48	n (20MHz)	SDM	39/43.3 (MCS10)	6.75	4.62	8.82	-1.38	3.23	10.0	-6.77	
	5180	36	ax (SU) (20MHz)	SDM	48/51.6 (MCS2)	4.68	3.05	6.95	-1.38	1.67	10.0	-8.33	
	5200	40	ax (SU) (20MHz)	SDM	48/51.6 (MCS2)	4.82	2.92	6.98	-1.38	1.54	10.0	-8.46	
	5240	48	ax (SU) (20MHz)	SDM	48/51.6 (MCS2)	5.03	3.09	7.18	-1.38	1.71	10.0	-8.29	
	5190	38	n (40MHz)	CDD	81/60 (MCS10)	2.11	0.63	4.44	1.62	2.25	10.0	-7.75	
	5230	46	n (40MHz)	SDM	81/60 (MCS10)	6.30	4.25	8.40	-1.38	2.87	10.0	-7.13	
	5190	38	ax (SU) (40MHz)	CDD	98/103.2 (MCS2)	0.34	-1.47	2.54	1.62	0.15	10.0	-9.85	
	5230	46	ax (SU) (40MHz)	SDM	98/103.2 (MCS2)	4.97	2.66	6.98	-1.38	1.28	10.0	-8.72	
	5210	42	ac (80MHz)	CDD	175.5/195 (MCS2)	-1.22	-3.24	0.90	1.62	-1.62	10.0	-11.62	
	5210	42	ax (SU) (80MHz)	CDD	204/216.2 (MCS2)	-3.17	-5.67	-1.23	1.62	-4.05	10.0	-14.05	
	Band 1/2	5250	50	ac (160MHz)	CDD	175.5/195 (MCS2)	-5.87	-8.35	-3.92	1.62	-6.73	10.0	-16.73
		5250	50	ax (SU) (160MHz)	CDD	204/216.2 (MCS2)	-6.94	-9.20	-4.92	1.62	-7.58	10.0	-17.58

Table 7-242. ISED Band 1 e.i.r.p. Power Spectral Density Measurements CDD/SDM (Low Data Rate)

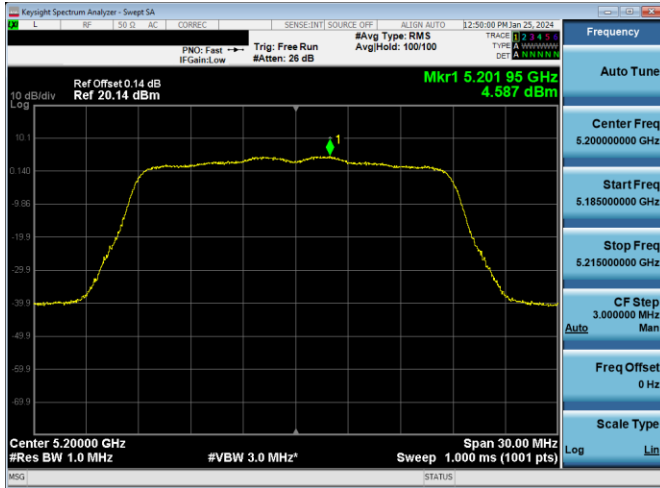
	Frequency [MHz]	Channel No.	802.11 MODE	Mode	Data Rate [Mbps]	Ant 5T Power Density [dBm/MHz]	Ant 1b Power Density [dBm/MHz]	Summed Power Density [dBm/MHz]	Directoinal Antenna Gain [dBi]	e.i.r.p. Power Density [dBm/MHz]	ISED Max e.i.r.p. Power Density [dBm/MHz]	Margin [dB]	
Band 1	5180	36	n (20MHz)	SDM	78/86.7 (MCS12)	6.30	4.74	8.60	-1.38	3.36	10.0	-6.64	
	5200	40	n (20MHz)	SDM	78/86.7 (MCS12)	6.51	4.77	8.74	-1.38	3.38	10.0	-6.62	
	5240	48	n (20MHz)	SDM	78/86.7 (MCS12)	6.87	4.71	8.93	-1.38	3.33	10.0	-6.67	
	5180	36	ax (SU) (20MHz)	SDM	98/103.2 (MCS4)	4.31	2.58	6.54	-1.38	1.20	10.0	-8.80	
	5200	40	ax (SU) (20MHz)	SDM	98/103.2 (MCS4)	4.91	2.96	7.05	-1.38	1.57	10.0	-8.43	
	5240	48	ax (SU) (20MHz)	SDM	98/103.2 (MCS4)	5.63	3.00	7.52	-1.38	1.62	10.0	-8.38	
	5190	38	n (40MHz)	CDD	162/180 (MCS12)	2.08	0.04	4.18	1.62	1.65	10.0	-8.35	
	5230	46	n (40MHz)	SDM	162/180 (MCS12)	6.58	4.40	8.63	-1.38	3.02	10.0	-6.98	
	5190	38	ax (SU) (40MHz)	CDD	196/206.5 (MCS4)	-0.34	-1.99	1.93	1.62	-0.37	10.0	-10.37	
	5230	46	ax (SU) (40MHz)	SDM	196/206.5 (MCS4)	4.99	2.89	7.08	-1.38	1.51	10.0	-8.49	
	5210	42	ac (80MHz)	CDD	351/390 (MCS4)	-1.48	-3.92	0.48	1.62	-2.30	10.0	-12.30	
	5210	42	ax (SU) (80MHz)	CDD	408/432.4 (MCS4)	-3.05	-5.44	-1.07	1.62	-3.82	10.0	-13.82	
	Band 1/2	5250	50	ac (160MHz)	CDD	351/390 (MCS4)	-6.12	-8.05	-3.97	1.62	-6.43	10.0	-16.43
		5250	50	ax (SU) (160MHz)	CDD	408/432.4 (MCS4)	-7.52	-9.25	-5.29	1.62	-7.63	10.0	-17.63

Table 7-243. ISED Band 1 e.i.r.p. Power Spectral Density Measurements CDD/SDM (Mid Data Rate)

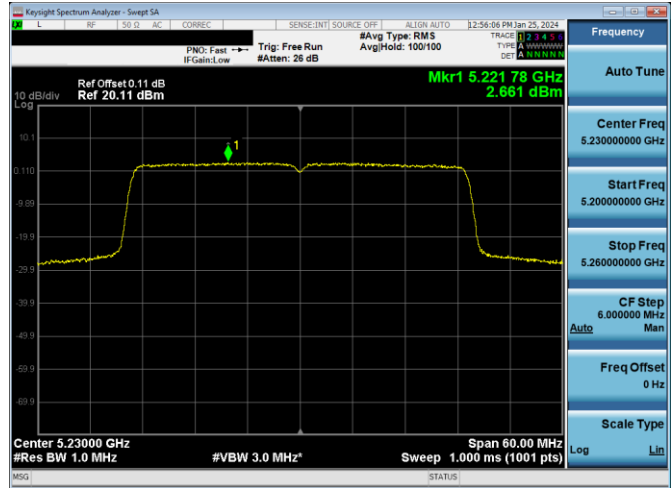
	Frequency [MHz]	Channel No.	802.11 MODE	Mode	Data Rate [Mbps]	Ant 5T Power Density [dBm/MHz]	Ant 1b Power Density [dBm/MHz]	Summed Power Density [dBm/MHz]	Directoinal Antenna Gain [dBi]	e.i.r.p. Power Density [dBm/MHz]	ISED Max e.i.r.p. Power Density [dBm/MHz]	Margin [dB]	
Band 1	5180	36	n (20MHz)	SDM	130/144.4 (MCS15)	4.89	2.68	6.93	-1.38	1.30	10.0	-8.70	
	5200	40	n (20MHz)	SDM	130/144.4 (MCS15)	5.45	3.35	7.53	-1.38	1.97	10.0	-8.03	
	5240	48	n (20MHz)	SDM	130/144.4 (MCS15)	5.67	3.50	7.73	-1.38	2.12	10.0	-7.88	
	5180	36	ax (SU) (20MHz)	SDM	270/286.8 (MCS11)	3.23	1.91	5.63	-1.38	0.53	10.0	-9.47	
	5200	40	ax (SU) (20MHz)	SDM	270/286.8 (MCS11)	5.41	3.40	7.53	-1.38	2.02	10.0	-7.98	
	5240	48	ax (SU) (20MHz)	SDM	270/286.8 (MCS11)	5.38	3.41	7.51	-1.38	2.03	10.0	-7.97	
	5190	38	n (40MHz)	CDD	270/300 (MCS15)	-0.29	-2.02	1.94	1.62	-0.40	10.0	-10.40	
	5230	46	n (40MHz)	SDM	270/300 (MCS15)	4.90	3.33	7.19	-1.38	1.95	10.0	-8.05	
	5190	38	ax (SU) (40MHz)	CDD	271/286.8 (MCS11)	-0.54	-2.62	1.55	1.62	-1.00	10.0	-11.00	
	5230	46	ax (SU) (40MHz)	SDM	271/286.8 (MCS11)	5.00	2.81	7.05	-1.38	1.43	10.0	-8.57	
	5210	42	ac (80MHz)	CDD	780/866.7 (MCS9)	-2.94	-5.26	-0.94	1.62	-3.64	10.0	-13.64	
	5210	42	ax (SU) (80MHz)	CDD	1134/1201 (MCS11)	-3.21	-5.05	-1.02	1.62	-3.43	10.0	-13.43	
	Band 1/2	5250	50	ac (160MHz)	CDD	780/866.7 (MCS9)	-8.81	-10.71	-6.64	1.62	-9.09	10.0	-19.09
		5250	50	ax (SU) (160MHz)	CDD	1134/1201 (MCS11)	-8.58	-10.63	-6.47	1.62	-9.01	10.0	-19.01

Table 7-244. ISED Band 1 e.i.r.p. Power Spectral Density Measurements CDD/SDM (High Data Rate)

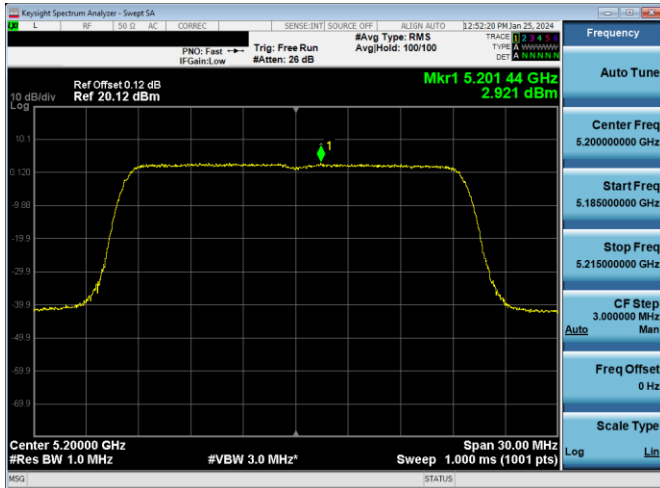
FCC ID: BCGA2899 IC: 579C-A2899		MEASUREMENT REPORT (CERTIFICATION)	Approved by: Technical Manager
Test Report S/N: 1C2311270066-24-R1.BCG	Test Dates: 11/29/2023 - 1/19/2024	EUT Type: Tablet Device	Page 270 of 594



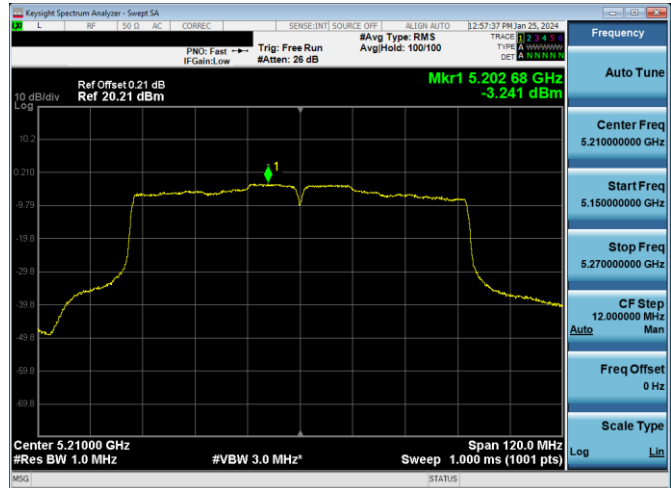
Plot 7-900. ISED PSD SDM Diversity Antenna 1b (20MHz BW 11n - Ch.40, MCS10)



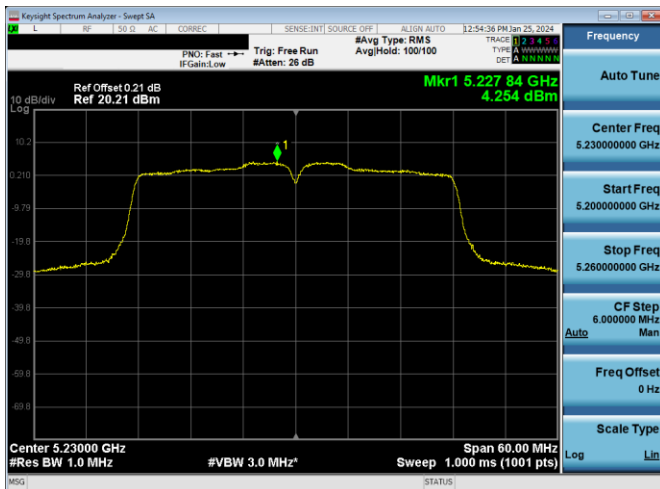
Plot 7-903. ISED PSD SDM Diversity PSD Antenna 1b (40MHz BW 11ax(SU) - Ch.46, MCS2)



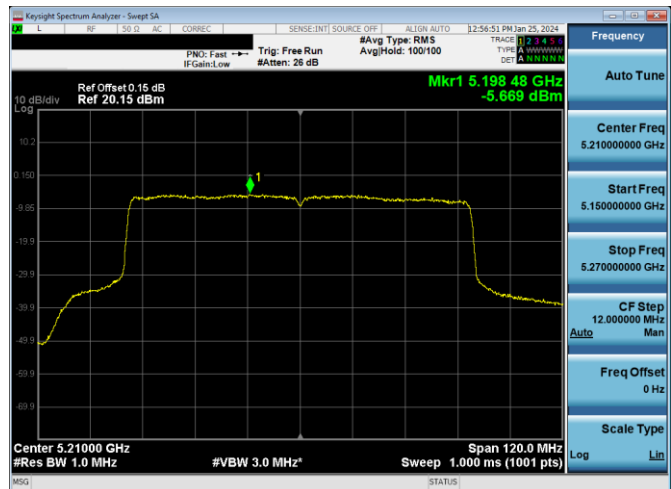
Plot 7-901. ISED PSD SDM Diversity Antenna 1b (20MHz BW 11ax(SU) - Ch.40, MCS2)



Plot 7-904. ISED PSD CDD Diversity Antenna 1b (80MHz BW 11ac - Ch.42, MCS2)

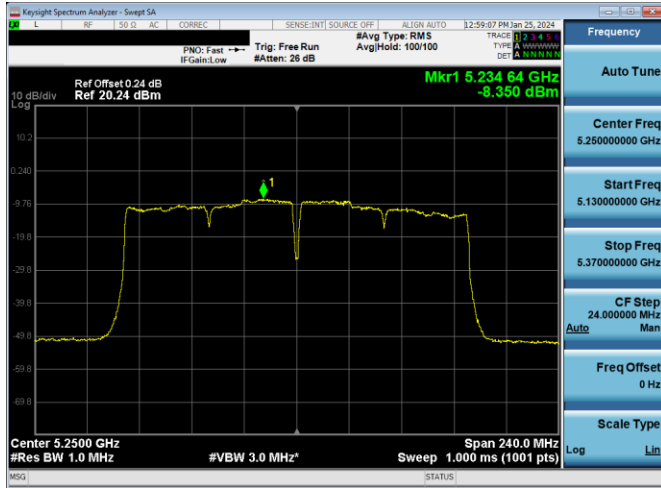


Plot 7-902. ISED PSD SDM Diversity Antenna 1b (40MHz BW 11n - Ch.46, MCS10)

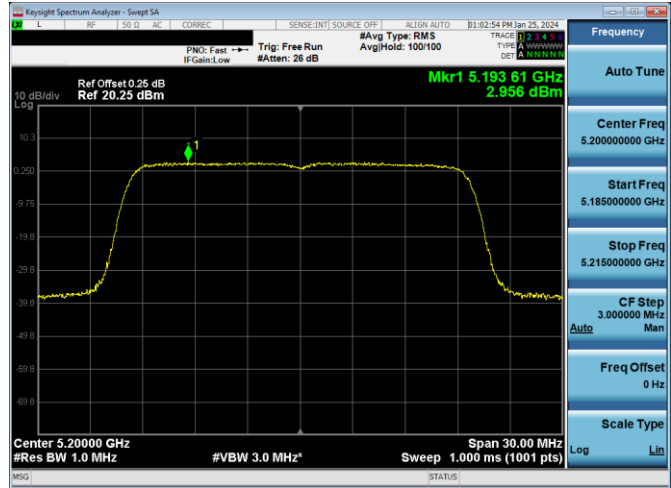


Plot 7-905. ISED PSD CDD Diversity Antenna 1b (80MHz BW 11ax (SU) - Ch.42, MCS2)

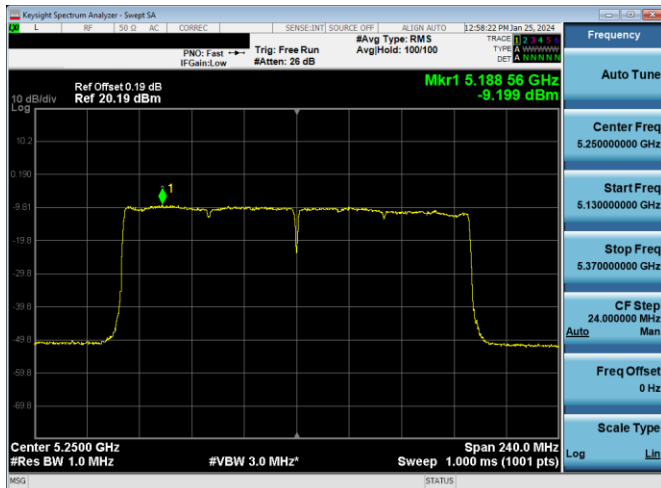
FCC ID: BCGA2899 IC: 579C-A2899		MEASUREMENT REPORT (CERTIFICATION)	Approved by: Technical Manager
Test Report S/N: 1C2311270066-24-R1.BCG	Test Dates: 11/29/2023 - 1/19/2024	EUT Type: Tablet Device	Page 271 of 594



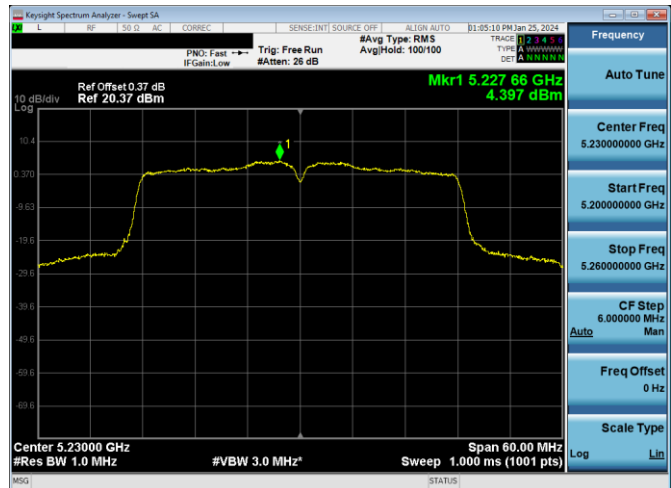
Plot 7-906. ISED PSD CDD Diversity Antenna 1b (160MHz BW 11ac - Ch.50, MCS2)



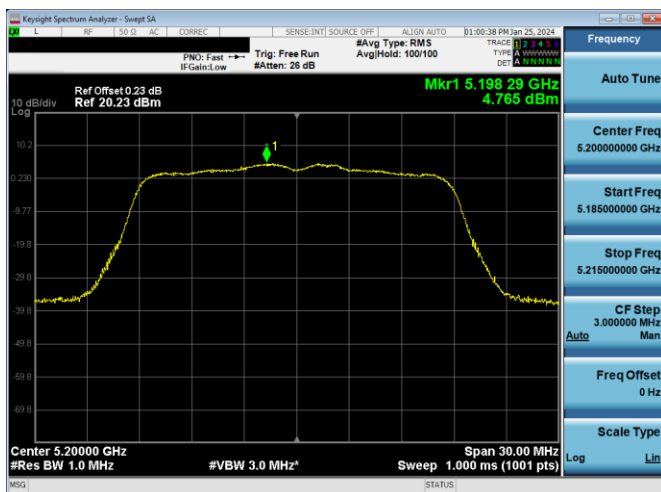
Plot 7-909. ISED PSD SDM Diversity Antenna 1b (20MHz BW 11ax(SU) - Ch.40, MCS4)



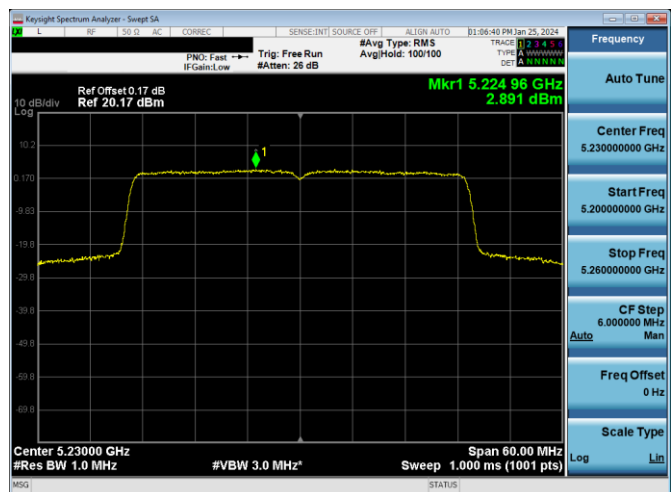
Plot 7-907. ISED PSD CDD Diversity Antenna 1b (160MHz BW 11ax (SU) - Ch.50, MCS2)



Plot 7-910. ISED PSD SDM Diversity Antenna 1b (40MHz BW 11n - Ch.46, MCS12)

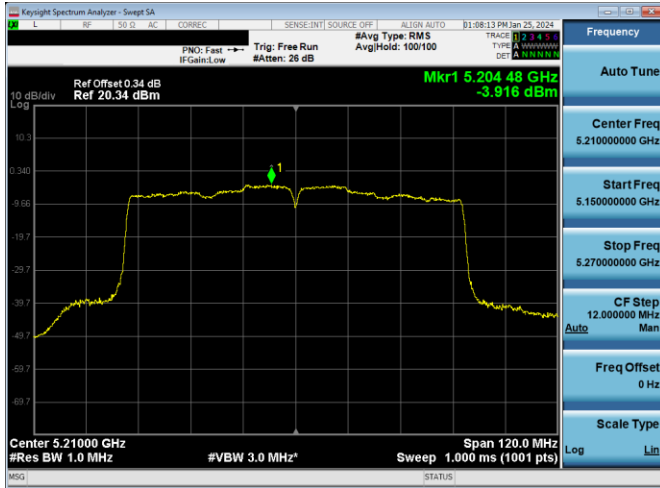


Plot 7-908. ISED PSD SDM Diversity Antenna 1b (20MHz BW 11n - Ch.40, MCS12)

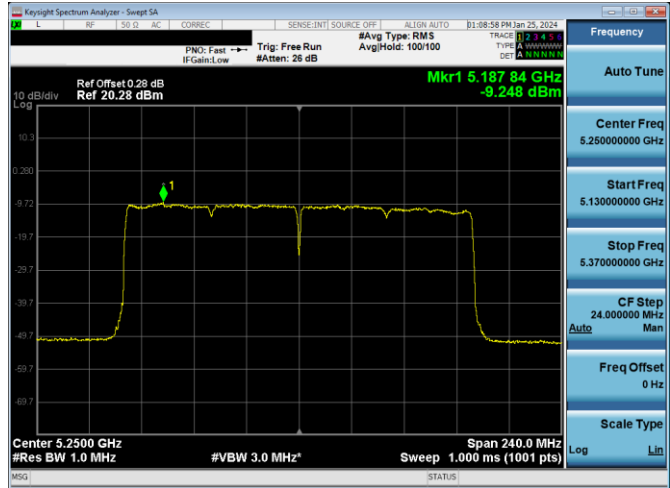


Plot 7-911. ISED SDM Diversity PSD Antenna 1b (40MHz BW 11ax(SU) - Ch.46, MCS4)

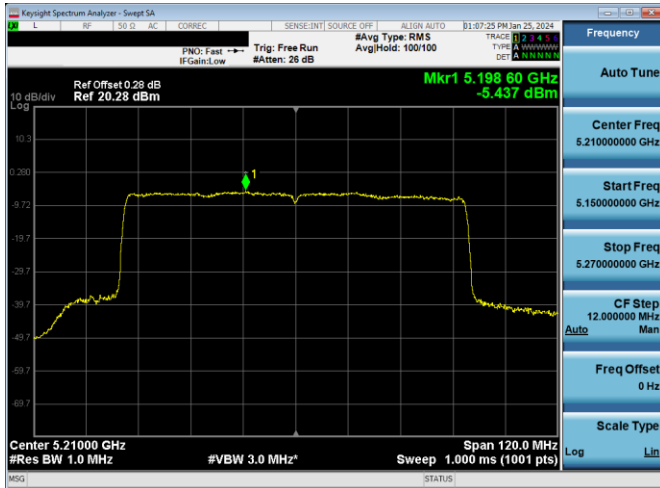
FCC ID: BCGA2899 IC: 579C-A2899		MEASUREMENT REPORT (CERTIFICATION)	Approved by: Technical Manager
Test Report S/N: 1C2311270066-24-R1.BCG	Test Dates: 11/29/2023 - 1/19/2024	EUT Type: Tablet Device	Page 272 of 594



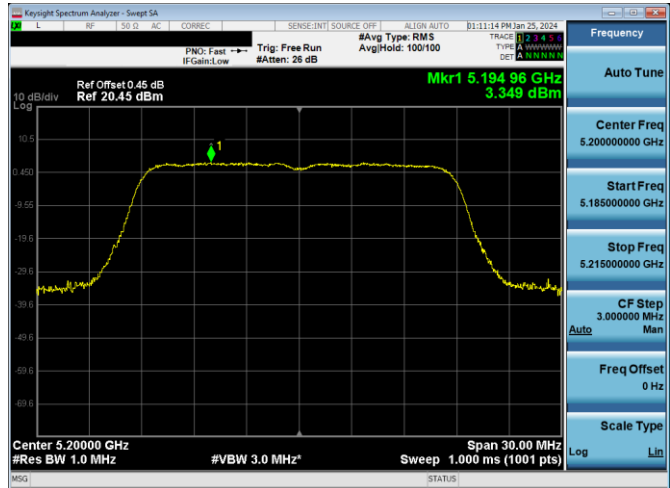
Plot 7-912. ISED PSD CDD Diversity Antenna 1b (80MHz BW 11ac - Ch.42, MCS4)



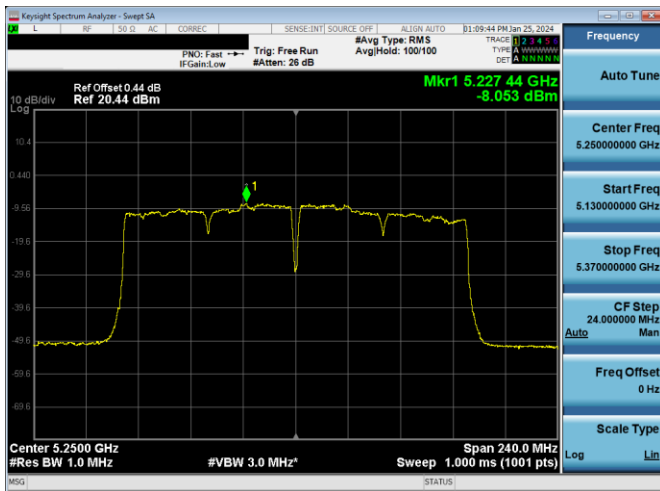
Plot 7-915. ISED PSD CDD Diversity Antenna 1b (160MHz BW 11ax (SU) - Ch.50, MCS4)



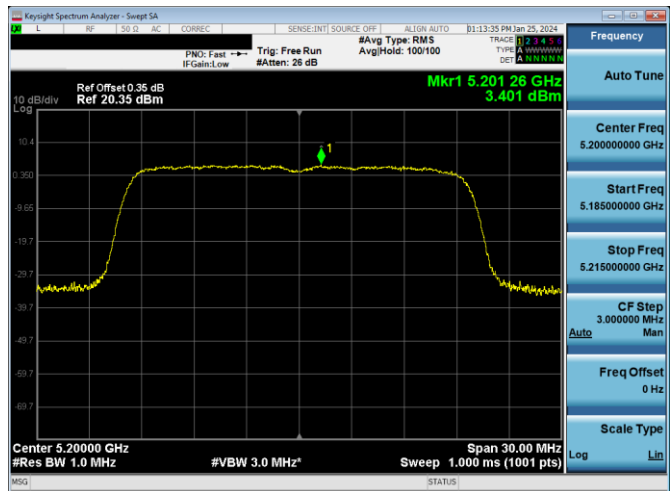
Plot 7-913. ISED PSD CDD Diversity Antenna 1b (80MHz BW 11ax (SU) - Ch.42, MCS4)



Plot 7-916. ISED PSD SDM Diversity Antenna 1b (20MHz BW 11n - Ch.40, MCS15)

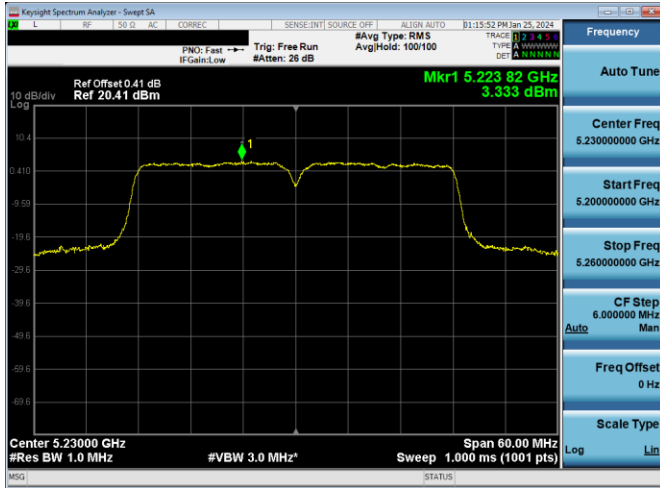


Plot 7-914. ISED PSD CDD Diversity Antenna 1b (160MHz BW 11ac - Ch.50, MCS4)

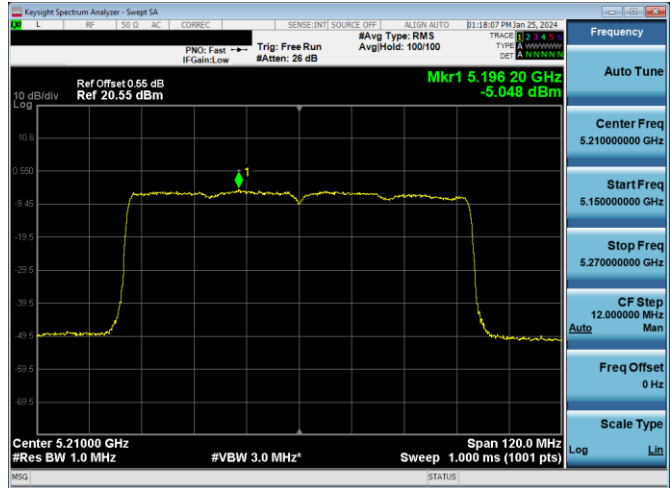


Plot 7-917. ISED PSD SDM Diversity Antenna 1b (20MHz BW 11ax(SU) - Ch.40, MCS11)

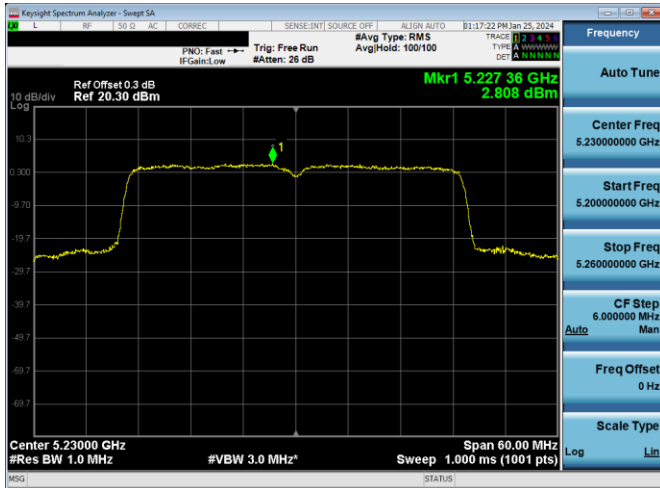
FCC ID: BCGA2899 IC: 579C-A2899		MEASUREMENT REPORT (CERTIFICATION)	Approved by: Technical Manager
Test Report S/N: 1C2311270066-24-R1.BCG	Test Dates: 11/29/2023 - 1/19/2024	EUT Type: Tablet Device	Page 273 of 594



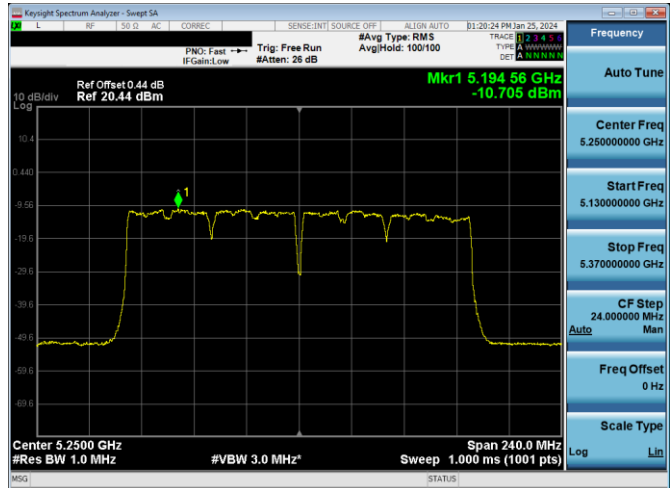
Plot 7-918. ISED PSD SDM Diversity Antenna 1b (40MHz BW 11n – Ch.46, MCS15)



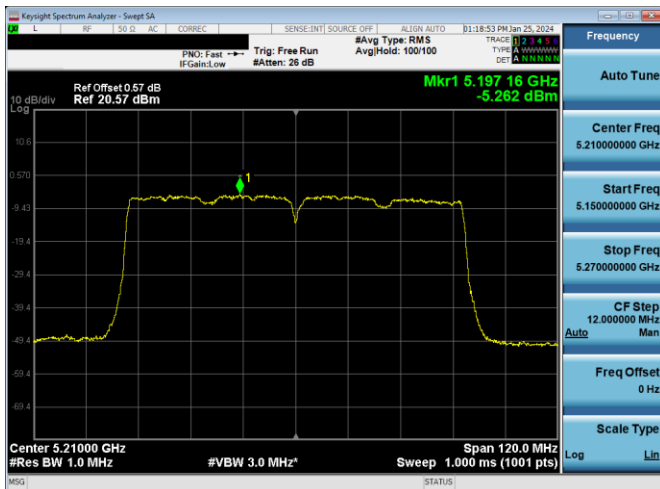
Plot 7-921. ISED PSD CDD Diversity Antenna 1b (80MHz BW 11ax (SU) – Ch.42, MCS11)



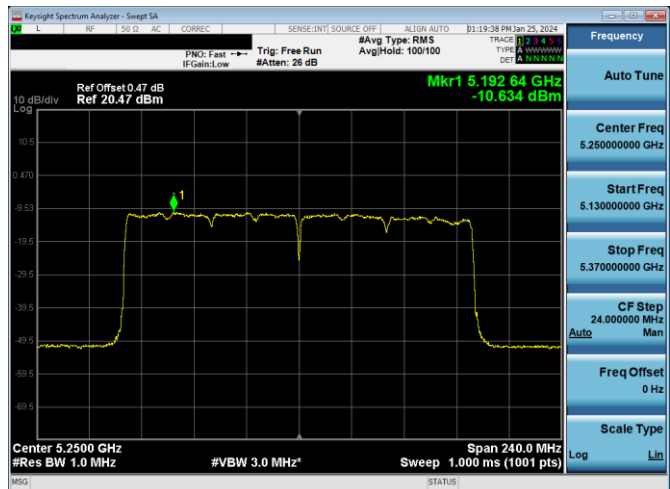
Plot 7-919. ISED SDM Diversity PSD Antenna 1b (40MHz BW 11ax(SU) – Ch.46, MCS11)



Plot 7-922. ISED PSD CDD Diversity Antenna 1b (160MHz BW 11ac – Ch.50, MCS9)



Plot 7-920. ISED PSD CDD Diversity Antenna 1b (80MHz BW 11ac – Ch.42, MCS9)



Plot 7-923. ISED PSD CDD Diversity Antenna 1b (160MHz BW 11ax (SU) – Ch.50, MCS11)

FCC ID: BCGA2899 IC: 579C-A2899		MEASUREMENT REPORT (CERTIFICATION)	Approved by: Technical Manager
Test Report S/N: 1C2311270066-24-R1.BCG	Test Dates: 11/29/2023 - 1/19/2024	EUT Type: Tablet Device	Page 274 of 594

7.6 Radiated Spurious Emissions – Above 1GHz
§15.407(b) §15.205 §15.209; RSS-Gen [8.9]

Test Overview and Limit

All out of band radiated spurious emissions are measured with a spectrum analyzer connected to a receive antenna while the EUT is operating at its maximum duty cycle, at its maximum power control level, as defined in ANSI C63.10-2013 and KDB 789033 D02 v02r01, and at the appropriate frequencies. All channels, modes (e.g. 802.11a, 802.11n, 802.11ax(SU) (20MHz BW), 802.11n, 802.11ax(SU) (40MHz BW), 802.11ac, 802.11ax(SU) (80MHz), and 802.11ac, 802.11ax(SU) (160MHz) and modulations/data rates were investigated among all UNII bands..

For transmitters operating in the 5.15-5.25 GHz and 5.25-5.35 GHz band: All emissions outside of the 5.15-5.35 GHz band shall not exceed an EIRP of -27 dBm/MHz.

For transmitters operating in the 5.47-5.725 GHz band: All emissions outside of the 5.47-5.725 GHz band shall not exceed an EIRP of -27 dBm/MHz.

For transmitters operating in the 5.725-5.85 GHz band: All emissions shall be limited to a level of -27 dBm/MHz at 75 MHz or more above or below the band edge increasing linearly to 10 dBm/MHz at 25 MHz above or below the band edge, and from 25 MHz above or below the band edge increasing linearly to a level of 15.6 dBm/MHz at 5 MHz above or below the band edge, and from 5 MHz above or below the band edge increasing linearly to a level of 27 dBm/MHz at the band edge.

All out of band emissions appearing in a restricted band as specified in Section 15.205 of the Title 47 CFR and Table 7 of RSS-Gen (8.10) must not exceed the limits shown in Table 7-245 per Section 15.209 and RSS-Gen (8.9).

Frequency	Field Strength [μ V/m]	Measured Distance [Meters]
Above 960.0 MHz	500	3

Table 7-245. Radiated Limits

Test Procedures Used

ANSI C63.10-2013 – Sections 12.7.7.2, 12.7.6, 12.7.5
 KDB 789033 D02 v02r01 – Section G

Test Settings

Average Field Strength Measurements

1. Analyzer center frequency was set to the frequency of the radiated spurious emission of interest
2. RBW = 1MHz
3. VBW = 3MHz
4. Detector = power average (RMS)
5. Number of measurement points = 1001 (Number of points must be $\geq 2 \times \text{span/RBW}$)
6. Averaging type = power (RMS)
7. Sweep time = auto couple
8. Trace was averaged over 100 sweeps

FCC ID: BCGA2899 IC: 579C-A2899		MEASUREMENT REPORT (CERTIFICATION)	Approved by: Technical Manager
Test Report S/N: 1C2311270066-24-R1.BCG	Test Dates: 11/29/2023 - 1/19/2024	EUT Type: Tablet Device	Page 275 of 594

Peak Field Strength Measurements

1. Analyzer center frequency was set to the frequency of the radiated spurious emission of interest
2. RBW = 1MHz
3. VBW = 3MHz
4. Detector = peak
5. Sweep time = auto couple
6. Trace mode = max hold
7. Trace was allowed to stabilize

Test Setup

The EUT and measurement equipment were set up as shown in the diagram below.

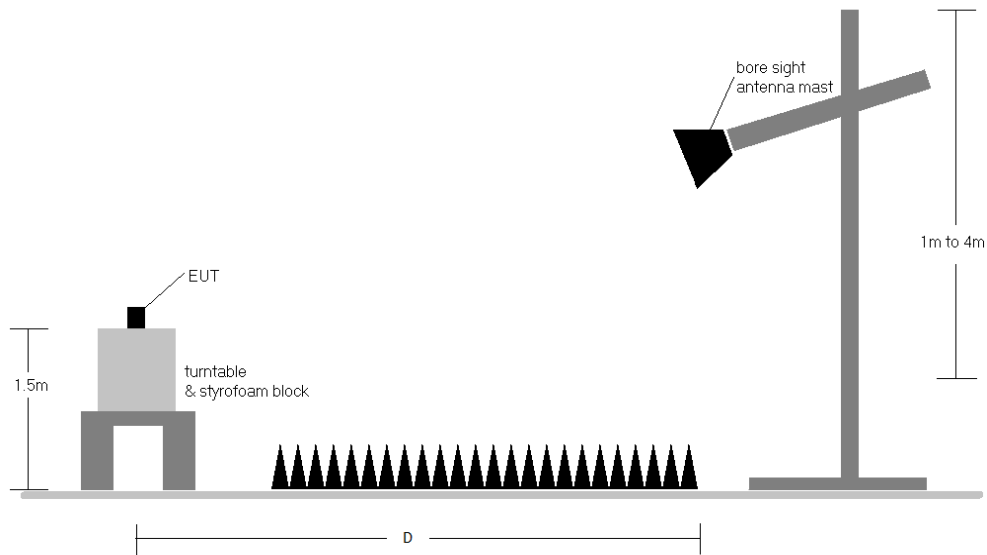


Figure 7-5. Test Instrument & Measurement Setup

FCC ID: BCGA2899 IC: 579C-A2899	 MEASUREMENT REPORT (CERTIFICATION)	Approved by: Technical Manager
Test Report S/N: 1C2311270066-24-R1.BCG		Test Dates: 11/29/2023 - 1/19/2024

Test Notes

1. All emissions that lie in the restricted bands (denoted by a * next to the frequency) specified in §15.205 and Section 8.10 of RSS-Gen are below the limit shown in Table 7-245.
2. All spurious emissions lying in restricted bands specified in §15.205 and Section 8.10 of RSS-Gen are below the limit shown in Table 7-245. All spurious emissions that do not lie in a restricted band are subject to a peak limit of -27dBm/MHz. At a distance of 3 meters, the field strength limit in dB μ V/m can be determined by adding a “conversion” factor of 95.2dB to the EIRP limit of -27dBm/MHz to obtain the limit for out of band spurious emissions of 68.2dB μ V/m.
3. The antenna is manipulated through typical positions, polarity and length during the tests. The EUT is manipulated through three orthogonal planes.
4. This unit was tested with its standard battery.
5. The spectrum is measured from 9kHz to the 10th harmonic of the fundamental frequency of the transmitter using CISPR quasi peak detector below 1GHz. Above 1 GHz, average and peak measurements were taken using linearly polarized horn antennas.
6. D is the measurement test distance and emissions 1-18GHz were measured at a 3 meters test distance while emissions above 18GHz were measured at a 1 meter test distance with the application of a distance correction factor.
7. The wide spectrum spurious emissions plots shown on the following pages are used only for the purpose of emission identification. Any emissions found to be within 20dB of the limit are fully investigated and the results are shown in this section.
8. All data rates were investigated and only the worse case is reported
9. The unit was tested with all possible modes and only the highest emission is reported.
10. The "-" shown in the following RSE tables are used to denote a noise floor measurement.

Sample Calculations

Determining Spurious Emissions Levels

- Field Strength Level [dB μ V/m] = Analyzer Level [dBm] + 107 + AFCL [dB/m]
- AFCL [dB/m] = Antenna Factor [dB/m] + Cable Loss [dB] – Pre-amplifier Gain [dB]
- Margin [dB] = Field Strength Level [dB μ V/m] – Limit [dB μ V/m]

Radiated Band Edge Measurement Offset

- The amplitude offset shown in the radiated restricted band edge plots in Section 7.6.6-7.6.25 was calculated using the formula:
Offset (dB) = (Antenna Factor + Cable Loss + Attenuator) – Pre-amplifier Gain

FCC ID: BCGA2899 IC: 579C-A2899		MEASUREMENT REPORT (CERTIFICATION)	Approved by: Technical Manager
Test Report S/N: 1C2311270066-24-R1.BCG	Test Dates: 11/29/2023 - 1/19/2024	EUT Type: Tablet Device	Page 277 of 594

V 10.5 12/15/2021