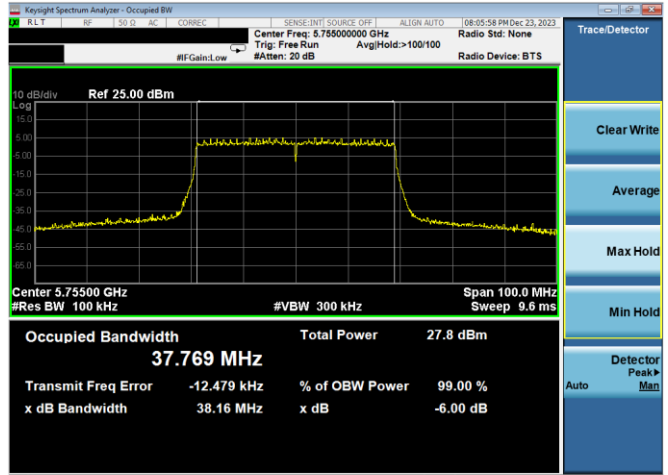
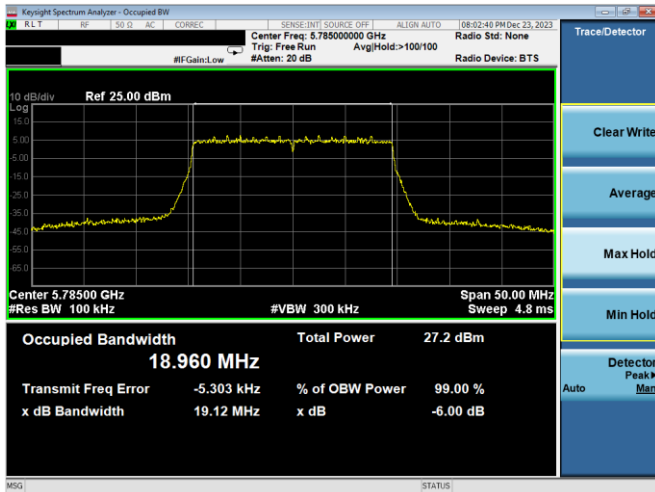


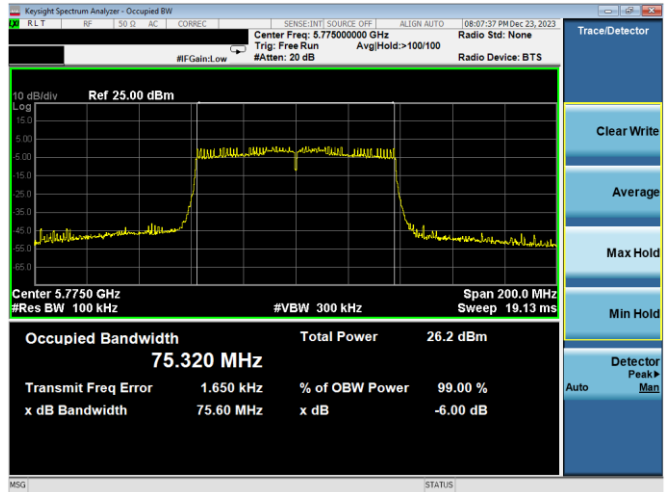
Plot 7-199. 6dB BW & 99% OBW Antenna 5T (20MHz BW 802.11n - Ch. 157, MCS2)



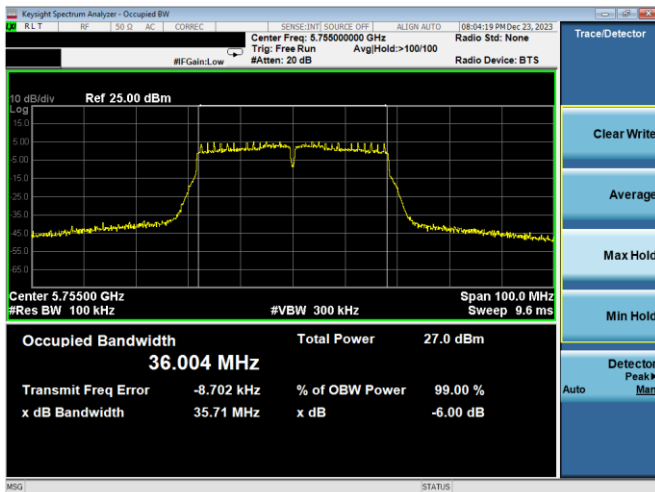
Plot 7-202. 6dB BW & 99% OBW Antenna 5T (40MHz BW 802.11ax(SU) - Ch. 151, MCS2)



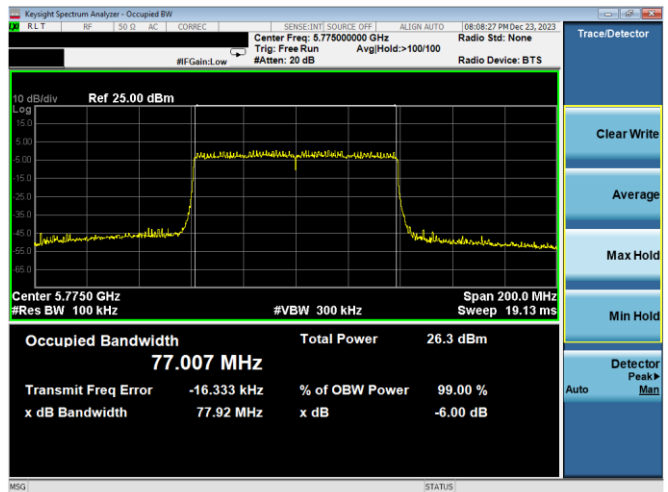
Plot 7-200. 6dB BW & 99% OBW Antenna 5T (20MHz BW 802.11ax(SU) - Ch. 157, MCS2)



Plot 7-203. 6dB BW & 99% OBW Antenna 5T (80MHz BW 802.11ac - Ch. 155, MCS2)



Plot 7-201. 6dB BW & 99% OBW Antenna 5T (40MHz BW 802.11n - Ch. 151, MCS2)

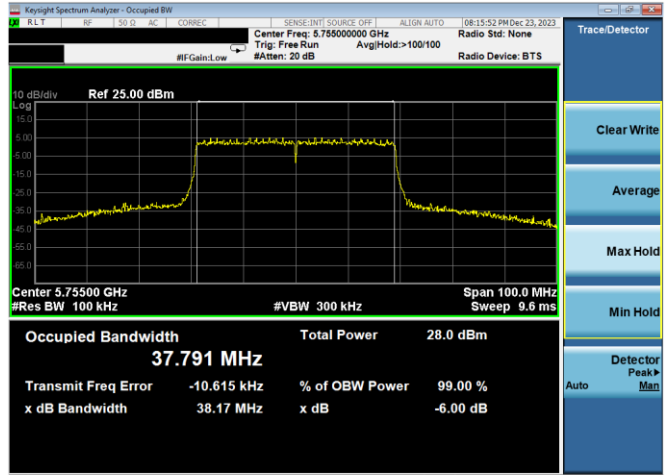


Plot 7-204. 6dB BW & 99% OBW Antenna 5T (80MHz BW 802.11ax(SU) - Ch. 155, MCS2)

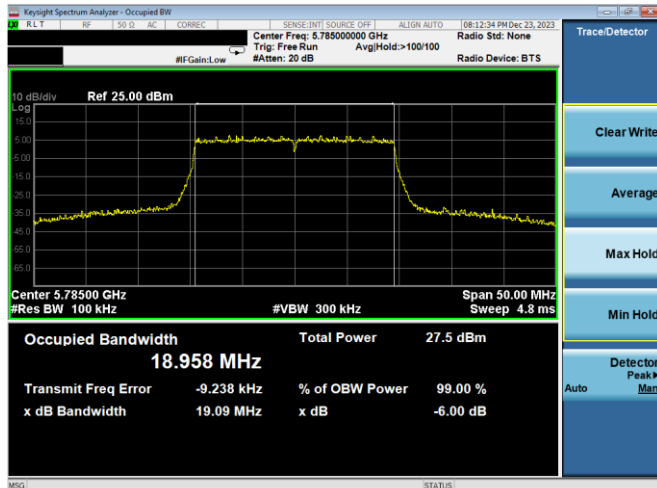
FCC ID: BCGA2899 IC: 579C-A2899		MEASUREMENT REPORT (CERTIFICATION)	Approved by: Technical Manager
Test Report S/N: 1C2311270066-24-R1.BCG	Test Dates: 11/29/2023 - 1/19/2024	EUT Type: Tablet Device	Page 67 of 594



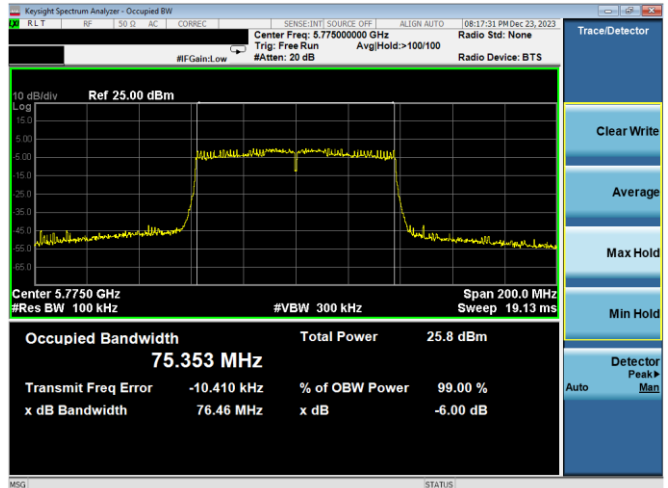
Plot 7-205. 6dB BW & 99% OBW Antenna 5T (20MHz BW 802.11n - Ch. 157, MCS4)



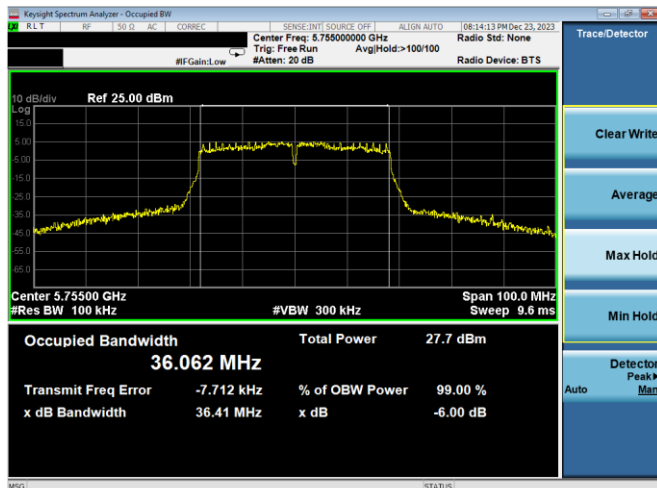
Plot 7-208. 6dB BW & 99% OBW Antenna 5T (40MHz BW 802.11ax(SU) - Ch. 151, MCS4)



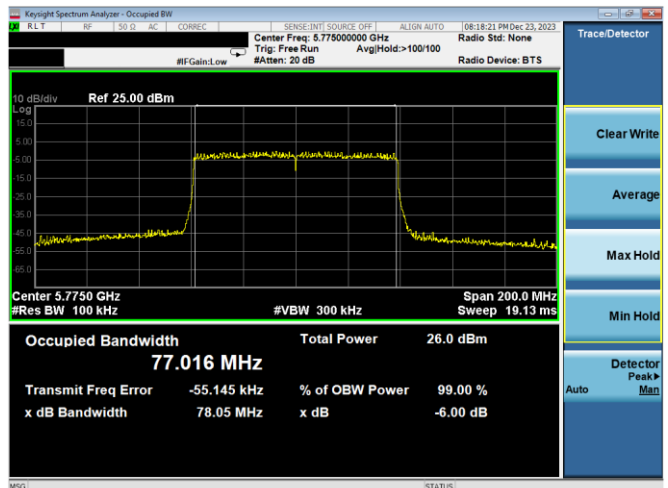
Plot 7-206. 6dB BW & 99% OBW Antenna 5T (20MHz BW 802.11ax(SU) - Ch. 157, MCS4)



Plot 7-209. 6dB BW & 99% OBW Antenna 5T (80MHz BW 802.11ac - Ch. 155, MCS4)

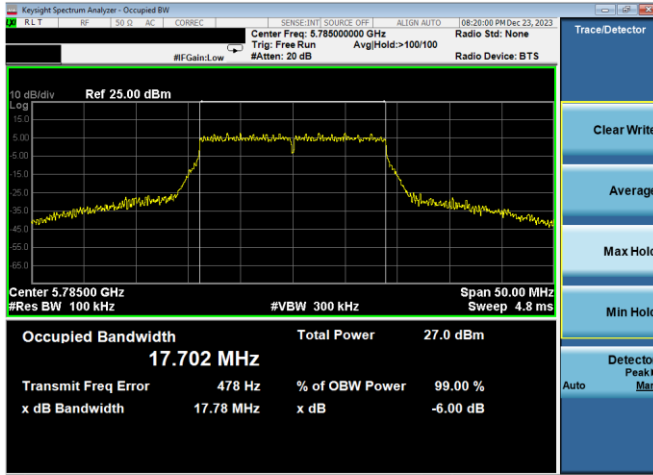


Plot 7-207. 6dB BW & 99% OBW Antenna 5T (40MHz BW 802.11n - Ch. 151, MCS4)

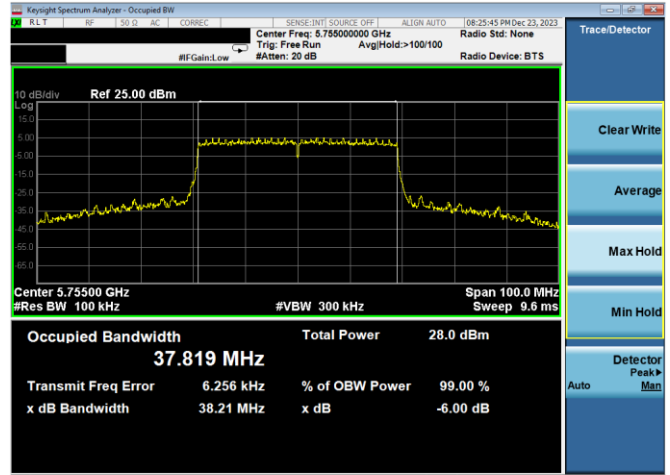


Plot 7-210. 6dB BW & 99% OBW Antenna 5T (80MHz BW 802.11ax(SU) - Ch. 155, MCS4)

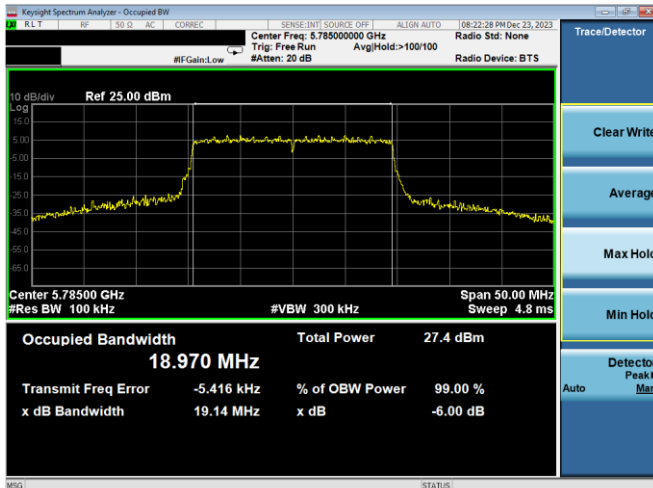
FCC ID: BCGA2899 IC: 579C-A2899		MEASUREMENT REPORT (CERTIFICATION)	Approved by: Technical Manager
Test Report S/N: 1C2311270066-24-R1.BCG	Test Dates: 11/29/2023 - 1/19/2024	EUT Type: Tablet Device	Page 68 of 594



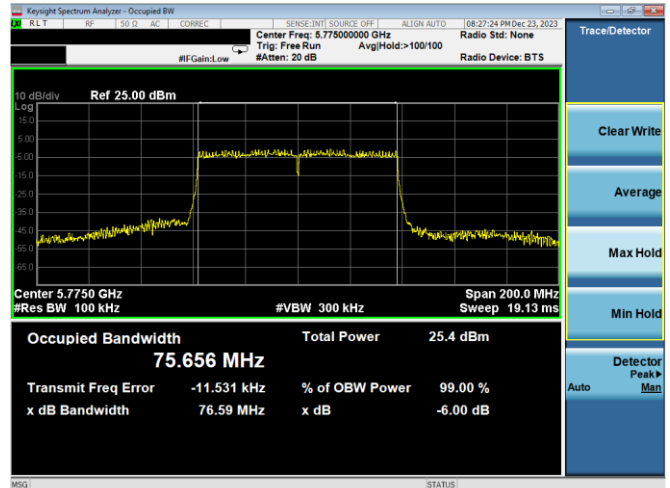
Plot 7-211. 6dB BW & 99% OBW Antenna 5T (20MHz BW 802.11n - Ch. 157, MCS7)



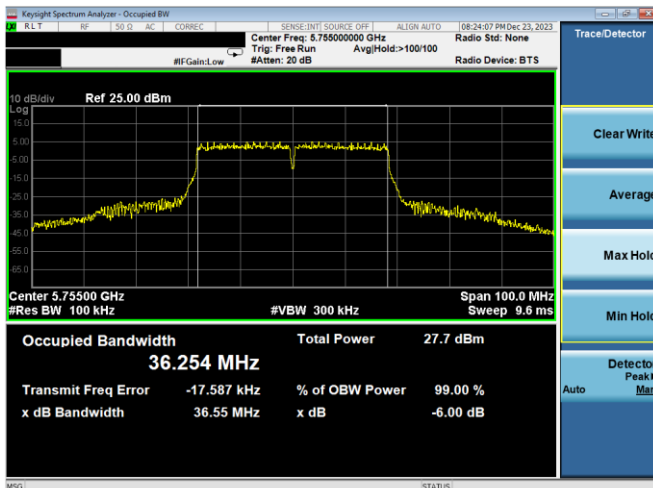
Plot 7-214. 6dB BW & 99% OBW Antenna 5T (40MHz BW 802.11ax(SU) - Ch. 151, MCS11)



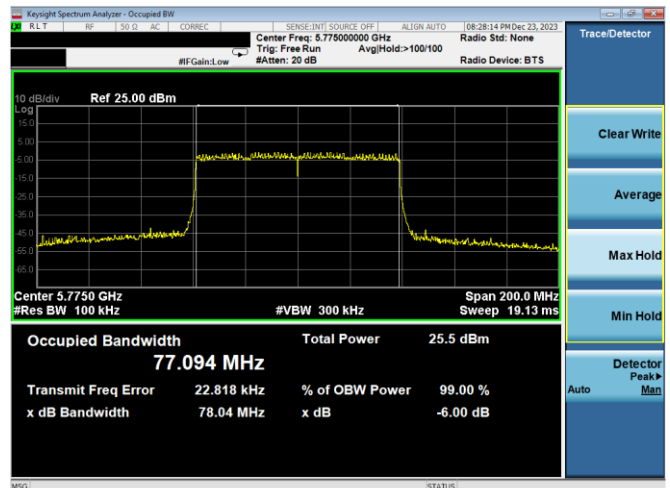
Plot 7-212. 6dB BW & 99% OBW Antenna 5T (20MHz BW 802.11ax(SU) - Ch. 157, MCS11)



Plot 7-215. 6dB BW & 99% OBW Antenna 5T (80MHz BW 802.11ac - Ch. 155, MCS9)



Plot 7-213. 6dB BW & 99% OBW Antenna 5T (40MHz BW 802.11n - Ch. 151, MCS7)



Plot 7-216. 6dB BW & 99% OBW Antenna 5T (80MHz BW 802.11ax(SU) - Ch. 155, MCS11)

FCC ID: BCGA2899 IC: 579C-A2899		MEASUREMENT REPORT (CERTIFICATION)	Approved by: Technical Manager
Test Report S/N: 1C2311270066-24-R1.BCG	Test Dates: 11/29/2023 - 1/19/2024	EUT Type: Tablet Device	Page 69 of 594

7.3.2 Antenna 3b 6dB & 99% Bandwidth Measurements

	Frequency [MHz]	Channel	802.11 MODE	Data Rate [Mbps]	Measured 99% Occupied Bandwidth [MHz]	Measured 6dB Bandwidth [MHz]	Minimum 6dB Bandwidth [MHz]	Pass / Fail
Band 3	5745	149	n (20MHz)	19.5/21.7 (MCS2)	17.62	17.27	0.50	Pass
	5785	157	n (20MHz)	19.5/21.7 (MCS2)	17.63	17.60	0.50	Pass
	5825	165	n (20MHz)	19.5/21.7 (MCS2)	17.62	17.56	0.50	Pass
	5745	149	ax (SU) (20MHz)	24/25.8 (MCS2)	18.95	19.07	0.50	Pass
	5785	157	ax (SU) (20MHz)	24/25.8 (MCS2)	18.95	19.09	0.50	Pass
	5825	165	ax (SU) (20MHz)	24/25.8 (MCS2)	18.97	19.10	0.50	Pass
	5755	151	n (40MHz)	40/40.5 (MCS2)	36.09	35.99	0.50	Pass
	5795	159	n (40MHz)	40/40.5 (MCS2)	36.06	35.96	0.50	Pass
	5755	151	ax (SU) (40MHz)	49/51.6 (MCS2)	37.83	38.20	0.50	Pass
	5795	159	ax (SU) (40MHz)	49/51.6 (MCS2)	37.84	38.18	0.50	Pass
	5775	155	ac (80MHz)	87.8/97.5 (MCS2)	75.34	75.59	0.50	Pass
	5775	155	ax (SU) (80MHz)	102/108.1 (MCS2)	76.95	77.92	0.50	Pass

Table 7-14. Conducted Bandwidth Measurements Antenna 3b (Low Data Rate)

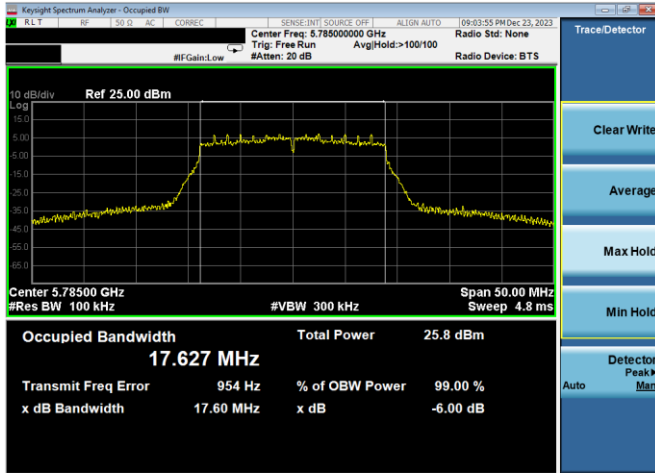
	Frequency [MHz]	Channel	802.11 MODE	Data Rate [Mbps]	Measured 99% Occupied Bandwidth [MHz]	Measured 6dB Bandwidth [MHz]	Minimum 6dB Bandwidth [MHz]	Pass / Fail
Band 3	5745	149	n (20MHz)	39/43.3 (MCS4)	17.65	17.72	0.50	Pass
	5785	157	n (20MHz)	39/43.3 (MCS4)	17.63	17.71	0.50	Pass
	5825	165	n (20MHz)	39/43.3 (MCS4)	17.65	17.73	0.50	Pass
	5745	149	ax (SU) (20MHz)	49/51.6 (MCS4)	18.97	19.09	0.50	Pass
	5785	157	ax (SU) (20MHz)	49/51.6 (MCS4)	18.97	19.11	0.50	Pass
	5825	165	ax (SU) (20MHz)	49/51.6 (MCS4)	18.97	19.11	0.50	Pass
	5755	151	n (40MHz)	81/90 (MCS4)	36.15	36.44	0.50	Pass
	5795	159	n (40MHz)	81/90 (MCS4)	36.14	36.45	0.50	Pass
	5755	151	ax (SU) (40MHz)	98/103.2 (MCS4)	37.86	38.19	0.50	Pass
	5795	159	ax (SU) (40MHz)	98/103.2 (MCS4)	37.88	38.23	0.50	Pass
	5775	155	ac (80MHz)	175.5/195 (MCS4)	75.40	76.48	0.50	Pass
	5775	155	ax (SU) (80MHz)	204/216.2 (MCS4)	77.09	78.16	0.50	Pass

Table 7-15. Conducted Bandwidth Measurements Antenna 3b (Mid Data Rate)

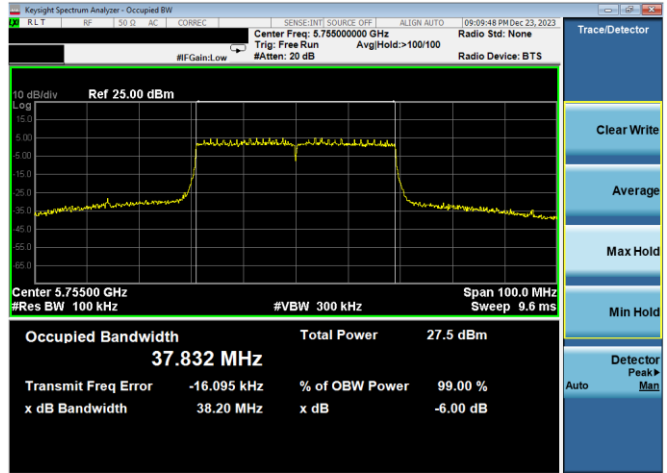
	Frequency [MHz]	Channel	802.11 MODE	Data Rate [Mbps]	Measured 99% Occupied Bandwidth [MHz]	Measured 6dB Bandwidth [MHz]	Minimum 6dB Bandwidth [MHz]	Pass / Fail
Band 3	5745	149	n (20MHz)	65/72.2 (MCS7)	17.72	17.77	0.50	Pass
	5785	157	n (20MHz)	65/72.2 (MCS7)	17.72	17.78	0.50	Pass
	5825	165	n (20MHz)	65/72.2 (MCS7)	17.71	17.78	0.50	Pass
	5745	149	ax (SU) (20MHz)	135/143.4 (MCS11)	19.01	19.12	0.50	Pass
	5785	157	ax (SU) (20MHz)	135/143.4 (MCS11)	19.00	19.14	0.50	Pass
	5825	165	ax (SU) (20MHz)	135/143.4 (MCS11)	18.98	19.09	0.50	Pass
	5755	151	n (40MHz)	135/150 (MCS7)	36.30	36.54	0.50	Pass
	5795	159	n (40MHz)	135/150 (MCS7)	36.29	36.54	0.50	Pass
	5755	151	ax (SU) (40MHz)	271/286 (MCS11)	37.88	38.23	0.50	Pass
	5795	159	ax (SU) (40MHz)	271/286 (MCS11)	37.88	38.25	0.50	Pass
	5775	155	ac (80MHz)	390/433.3 (MCS9)	75.70	76.61	0.50	Pass
	5775	155	ax (SU) (80MHz)	567/600.5 (MCS11)	77.14	78.10	0.50	Pass

Table 7-16. Conducted Bandwidth Measurements Antenna 3b (High Data Rate)

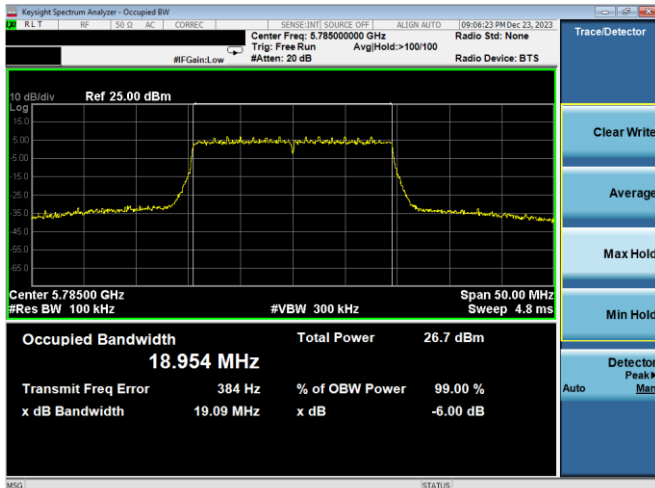
FCC ID: BCGA2899 IC: 579C-A2899		MEASUREMENT REPORT (CERTIFICATION)	Approved by: Technical Manager
Test Report S/N: 1C2311270066-24-R1.BCG	Test Dates: 11/29/2023 - 1/19/2024	EUT Type: Tablet Device	Page 70 of 594



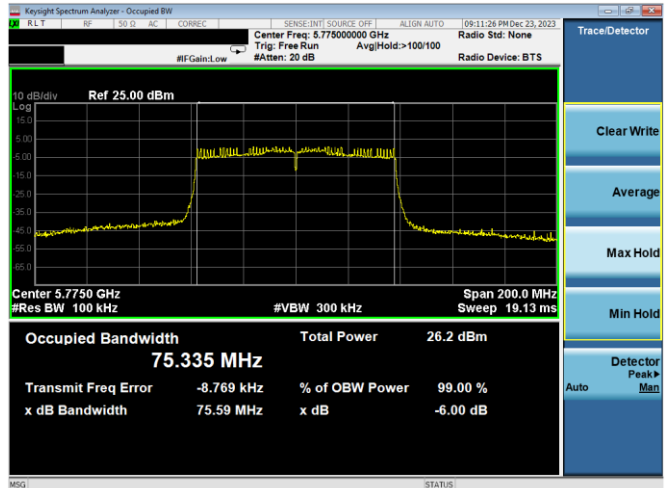
Plot 7-217. 6dB BW & 99% OBW Antenna 3b (20MHz BW 802.11n - Ch. 157, MCS2)



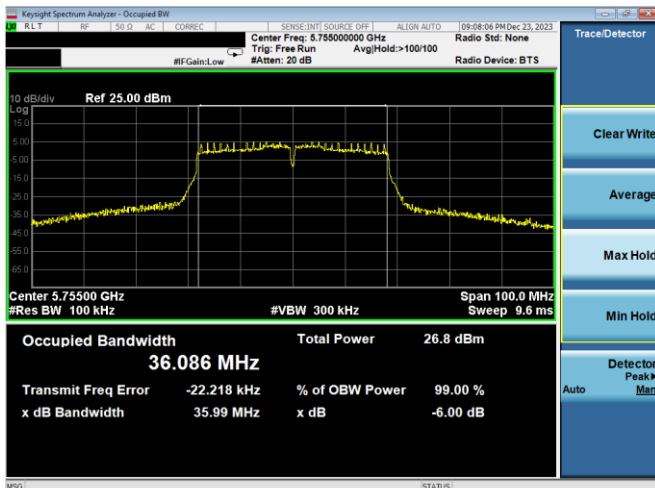
Plot 7-220. 6dB BW & 99% OBW Antenna 3b (40MHz BW 802.11ax(SU) - Ch. 151, MCS2)



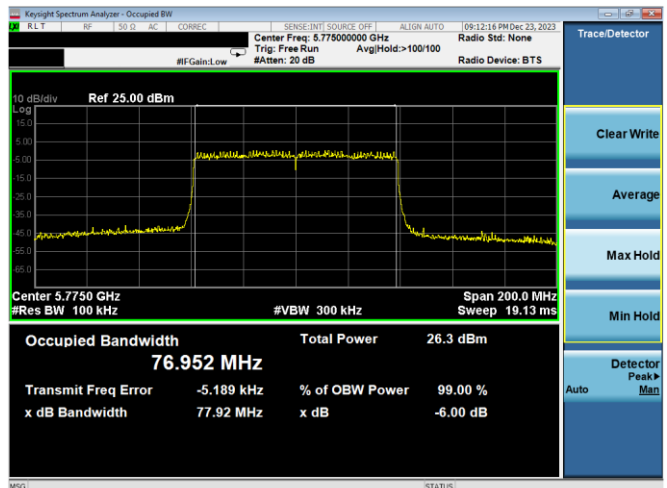
Plot 7-218. 6dB BW & 99% OBW Antenna 3b (20MHz BW 802.11ax(SU) - Ch. 157, MCS2)



Plot 7-221. 6dB BW & 99% OBW Antenna 3b (80MHz BW 802.11ac - Ch. 155, MCS2)

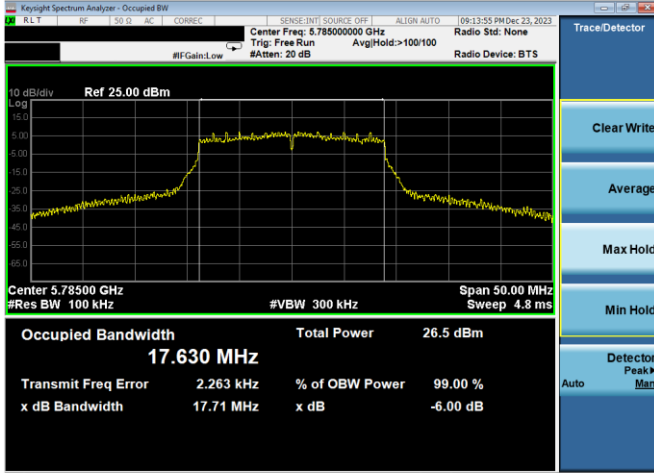


Plot 7-219. 6dB BW & 99% OBW Antenna 3b (40MHz BW 802.11n - Ch. 151, MCS2)

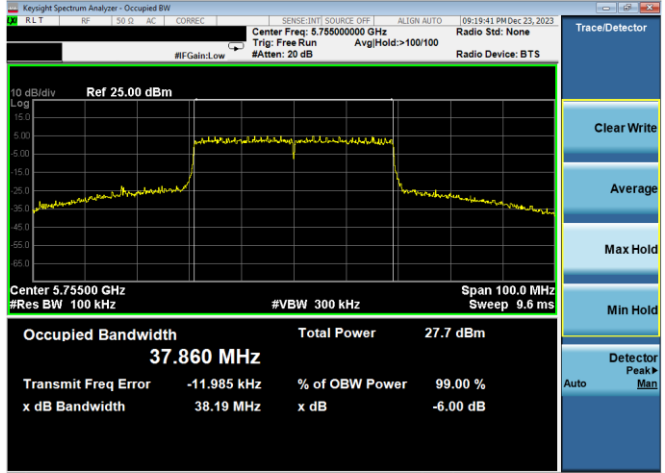


Plot 7-222. 6dB BW & 99% OBW Antenna 3b (80MHz BW 802.11ax(SU) - Ch. 155, MCS2)

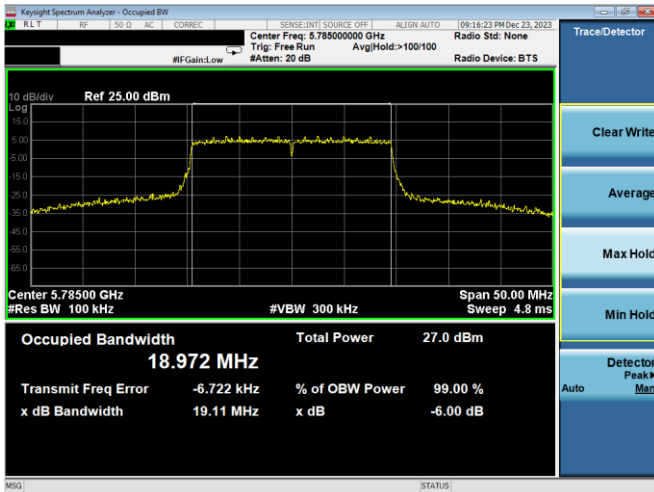
FCC ID: BCGA2899 IC: 579C-A2899		MEASUREMENT REPORT (CERTIFICATION)	Approved by: Technical Manager
Test Report S/N: 1C2311270066-24-R1.BCG	Test Dates: 11/29/2023 - 1/19/2024	EUT Type: Tablet Device	Page 71 of 594



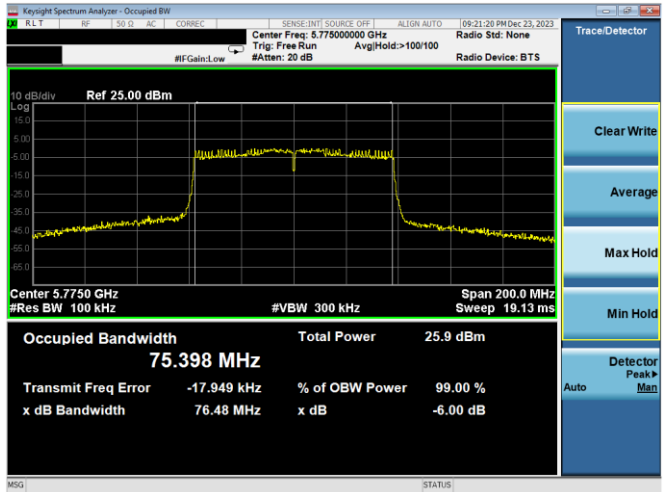
Plot 7-223. 6dB BW & 99% OBW Antenna 3b (20MHz BW 802.11n - Ch. 157, MCS4)



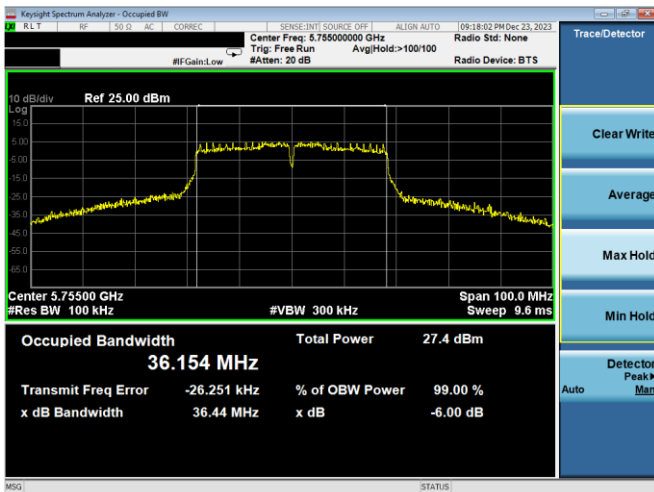
Plot 7-226. 6dB BW & 99% OBW Antenna 3b (40MHz BW 802.11ax(SU) - Ch. 151, MCS4)



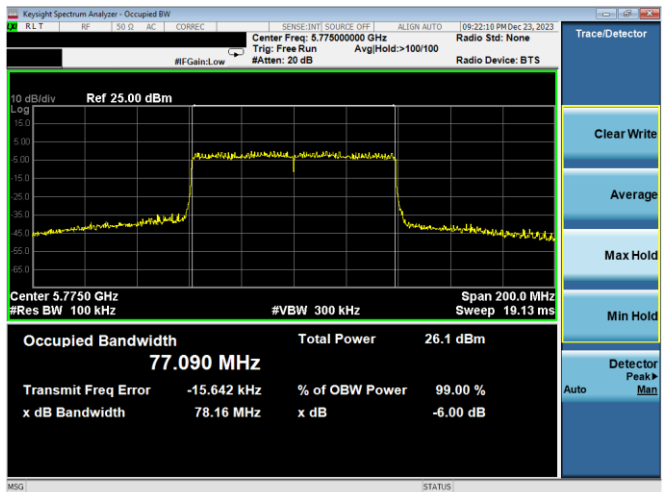
Plot 7-224. 6dB BW & 99% OBW Antenna 3b (20MHz BW 802.11ax(SU) - Ch. 157, MCS4)



Plot 7-227. 6dB BW & 99% OBW Antenna 3b (80MHz BW 802.11ac - Ch. 155, MCS4)

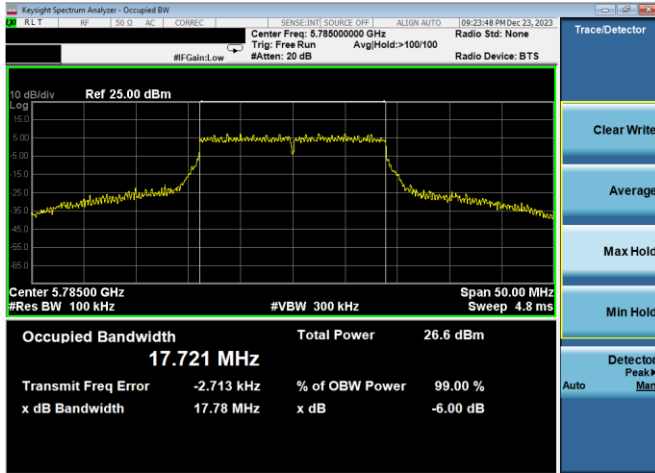


Plot 7-225. 6dB BW & 99% OBW Antenna 3b (40MHz BW 802.11n - Ch. 151, MCS4)

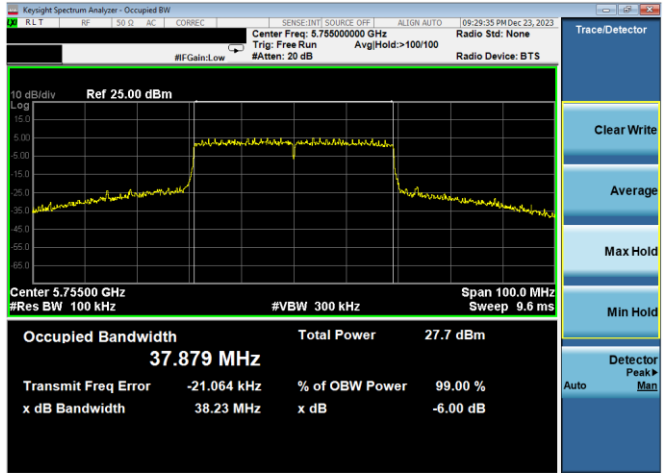


Plot 7-228. 6dB BW & 99% OBW Antenna 3b (80MHz BW 802.11ax(SU) - Ch. 155, MCS4)

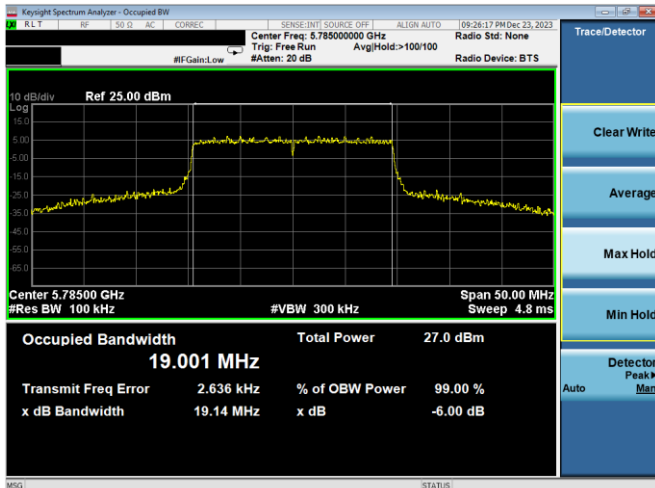
FCC ID: BCGA2899 IC: 579C-A2899		MEASUREMENT REPORT (CERTIFICATION)	Approved by: Technical Manager
Test Report S/N: 1C2311270066-24-R1.BCG	Test Dates: 11/29/2023 - 1/19/2024	EUT Type: Tablet Device	Page 72 of 594



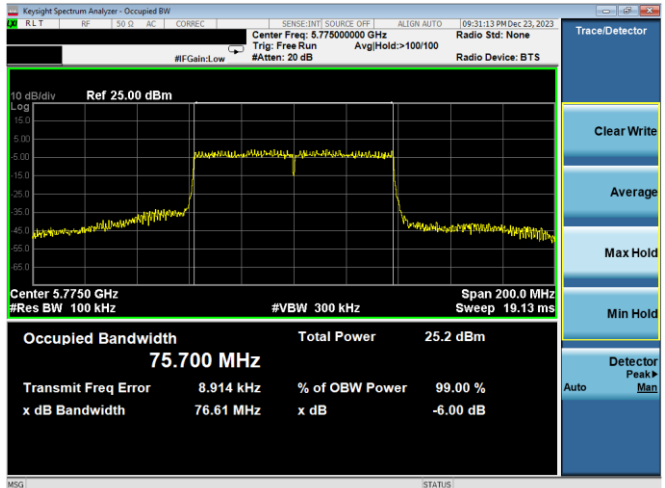
Plot 7-229. 6dB BW & 99% OBW Antenna 3b (20MHz BW 802.11n – Ch. 157, MCS7)



Plot 7-232. 6dB BW & 99% OBW Antenna 3b (40MHz BW 802.11ax(SU) – Ch. 151, MCS11)



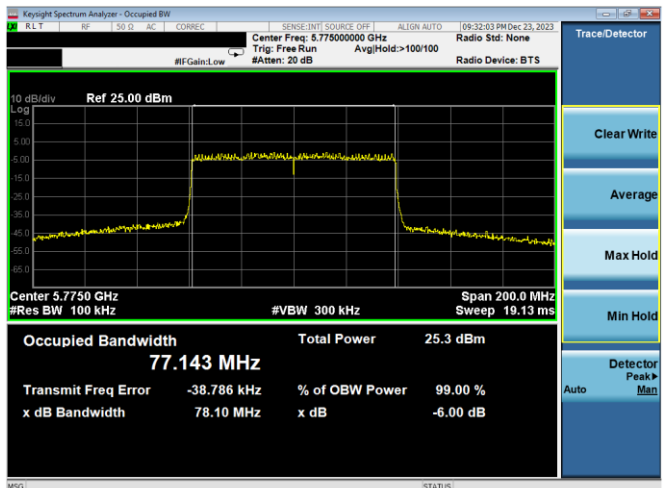
Plot 7-230. 6dB BW & 99% OBW Antenna 3b (20MHz BW 802.11ax(SU) – Ch. 157, MCS11)



Plot 7-233. 6dB BW & 99% OBW Antenna 3b (80MHz BW 802.11ac – Ch. 155, MCS9)



Plot 7-231. 6dB BW & 99% OBW Antenna 3b (40MHz BW 802.11n – Ch. 151, MCS7)



Plot 7-234. 6dB BW & 99% OBW Antenna 3b (80MHz BW 802.11ax(SU) – Ch. 155, MCS11)

FCC ID: BCGA2899 IC: 579C-A2899		MEASUREMENT REPORT (CERTIFICATION)	Approved by: Technical Manager
Test Report S/N: 1C2311270066-24-R1.BCG	Test Dates: 11/29/2023 - 1/19/2024	EUT Type: Tablet Device	Page 73 of 594

7.3.3 Antenna 1b 6dB & 99% Bandwidth Measurements

	Frequency [MHz]	Channel	802.11 MODE	Data Rate [Mbps]	Measured 99% Occupied Bandwidth [MHz]	Measured 6dB Bandwidth [MHz]	Minimum 6dB Bandwidth [MHz]	Pass / Fail
Band 3	5745	149	n (20MHz)	19.5/21.7 (MCS2)	17.63	17.55	0.50	Pass
	5785	157	n (20MHz)	19.5/21.7 (MCS2)	17.62	17.57	0.50	Pass
	5825	165	n (20MHz)	19.5/21.7 (MCS2)	17.62	17.60	0.50	Pass
	5745	149	ax (SU) (20MHz)	24/25.8 (MCS2)	18.97	19.08	0.50	Pass
	5785	157	ax (SU) (20MHz)	24/25.8 (MCS2)	18.96	19.11	0.50	Pass
	5825	165	ax (SU) (20MHz)	24/25.8 (MCS2)	18.96	19.10	0.50	Pass
	5755	151	n (40MHz)	40/40.5 (MCS2)	36.05	35.71	0.50	Pass
	5795	159	n (40MHz)	40/40.5 (MCS2)	36.09	35.38	0.50	Pass
	5755	151	ax (SU) (40MHz)	49/51.6 (MCS2)	37.86	38.22	0.50	Pass
	5795	159	ax (SU) (40MHz)	49/51.6 (MCS2)	37.88	38.21	0.50	Pass
	5775	155	ac (80MHz)	87.8/97.5 (MCS2)	75.33	75.70	0.50	Pass
	5775	155	ax (SU) (80MHz)	102/108.1 (MCS2)	77.08	77.99	0.50	Pass

Table 7-17. Conducted Bandwidth Measurements Antenna 1b (Low Data Rate)

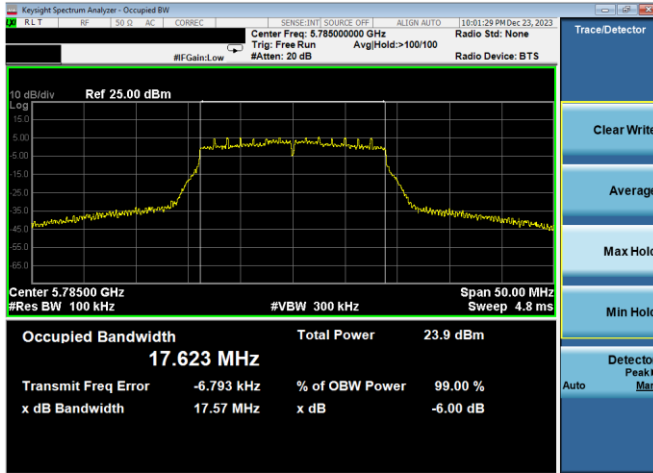
	Frequency [MHz]	Channel	802.11 MODE	Data Rate [Mbps]	Measured 99% Occupied Bandwidth [MHz]	Measured 6dB Bandwidth [MHz]	Minimum 6dB Bandwidth [MHz]	Pass / Fail
Band 3	5745	149	n (20MHz)	39/43.3 (MCS4)	17.64	17.69	0.50	Pass
	5785	157	n (20MHz)	39/43.3 (MCS4)	17.64	17.70	0.50	Pass
	5825	165	n (20MHz)	39/43.3 (MCS4)	17.64	17.69	0.50	Pass
	5745	149	ax (SU) (20MHz)	49/51.6 (MCS4)	18.96	19.10	0.50	Pass
	5785	157	ax (SU) (20MHz)	49/51.6 (MCS4)	18.96	19.10	0.50	Pass
	5825	165	ax (SU) (20MHz)	49/51.6 (MCS4)	19.00	19.12	0.50	Pass
	5755	151	n (40MHz)	81/90 (MCS4)	36.13	36.41	0.50	Pass
	5795	159	n (40MHz)	81/90 (MCS4)	36.15	36.44	0.50	Pass
	5755	151	ax (SU) (40MHz)	98/103.2 (MCS4)	37.87	38.22	0.50	Pass
	5795	159	ax (SU) (40MHz)	98/103.2 (MCS4)	37.88	38.23	0.50	Pass
	5775	155	ac (80MHz)	175.5/195 (MCS4)	75.38	76.50	0.50	Pass
	5775	155	ax (SU) (80MHz)	204/216.2 (MCS4)	77.05	78.04	0.50	Pass

Table 7-18. Conducted Bandwidth Measurements Antenna 1b (Mid Data Rate)

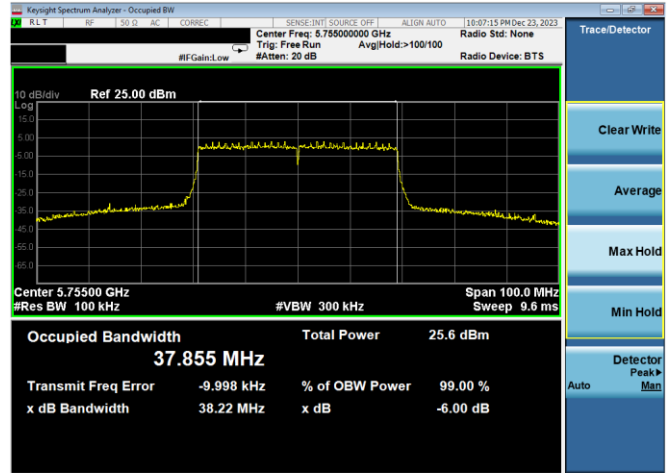
	Frequency [MHz]	Channel	802.11 MODE	Data Rate [Mbps]	Measured 99% Occupied Bandwidth [MHz]	Measured 6dB Bandwidth [MHz]	Minimum 6dB Bandwidth [MHz]	Pass / Fail
Band 3	5745	149	n (20MHz)	65/72.2 (MCS7)	17.73	17.79	0.50	Pass
	5785	157	n (20MHz)	65/72.2 (MCS7)	17.72	17.78	0.50	Pass
	5825	165	n (20MHz)	65/72.2 (MCS7)	17.72	17.77	0.50	Pass
	5745	149	ax (SU) (20MHz)	135/143.4 (MCS11)	18.99	19.11	0.50	Pass
	5785	157	ax (SU) (20MHz)	135/143.4 (MCS11)	19.00	19.11	0.50	Pass
	5825	165	ax (SU) (20MHz)	135/143.4 (MCS11)	19.00	19.12	0.50	Pass
	5755	151	n (40MHz)	135/150 (MCS7)	36.32	36.55	0.50	Pass
	5795	159	n (40MHz)	135/150 (MCS7)	36.35	36.60	0.50	Pass
	5755	151	ax (SU) (40MHz)	271/286 (MCS11)	37.82	38.17	0.50	Pass
	5795	159	ax (SU) (40MHz)	271/286 (MCS11)	37.87	38.25	0.50	Pass
	5775	155	ac (80MHz)	390/433.3 (MCS9)	75.66	76.58	0.50	Pass
	5775	155	ax (SU) (80MHz)	567/600.5 (MCS11)	77.07	78.08	0.50	Pass

Table 7-19. Conducted Bandwidth Measurements Antenna 1b (High Data Rate)

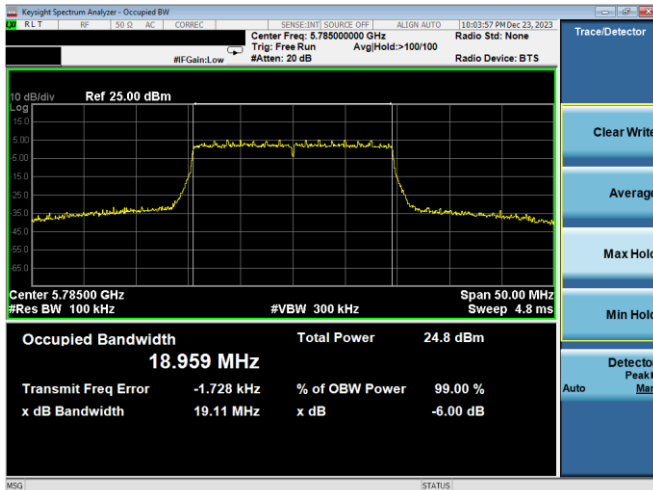
FCC ID: BCGA2899 IC: 579C-A2899		MEASUREMENT REPORT (CERTIFICATION)	Approved by: Technical Manager
Test Report S/N: 1C2311270066-24-R1.BCG	Test Dates: 11/29/2023 - 1/19/2024	EUT Type: Tablet Device	Page 74 of 594



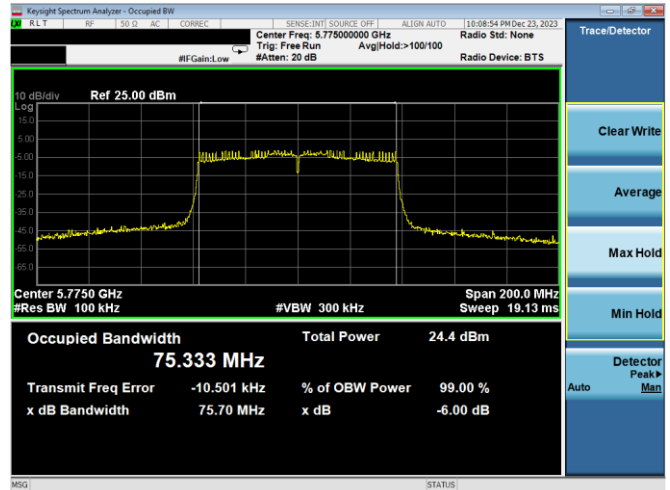
Plot 7-235. 6dB BW & 99% OBW Antenna 1b (20MHz BW 802.11n – Ch. 157, MCS2)



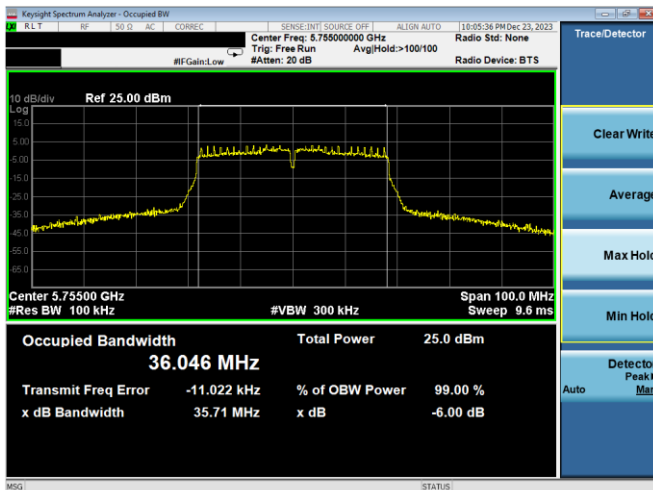
Plot 7-238. 6dB BW & 99% OBW Antenna 1b (40MHz BW 802.11ax(SU) – Ch. 151, MCS2)



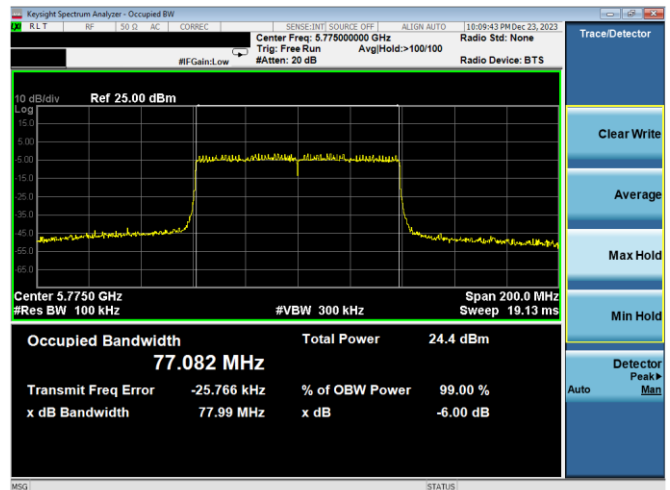
Plot 7-236. 6dB BW & 99% OBW Antenna 1b (20MHz BW 802.11ax(SU) – Ch. 157, MCS2)



Plot 7-239. 6dB BW & 99% OBW Antenna 1b (80MHz BW 802.11ac – Ch. 155, MCS2)

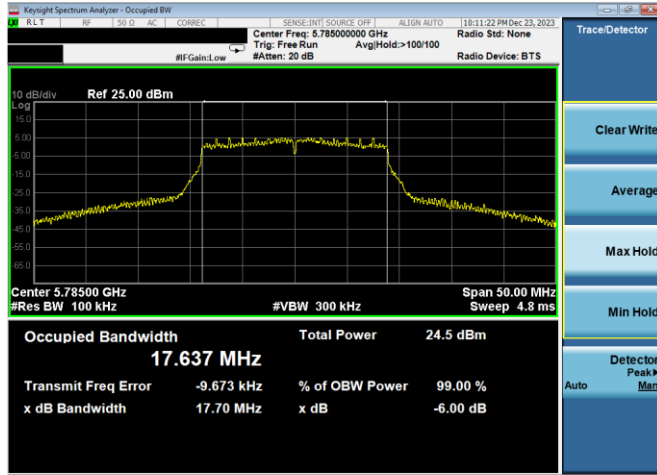


Plot 7-237. 6dB BW & 99% OBW Antenna 1b (40MHz BW 802.11n – Ch. 151, MCS2)

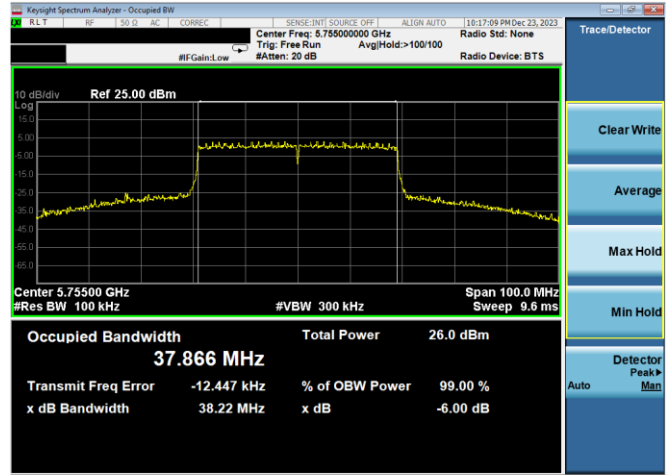


Plot 7-240. 6dB BW & 99% OBW Antenna 1b (80MHz BW 802.11ax(SU) – Ch. 155, MCS2)

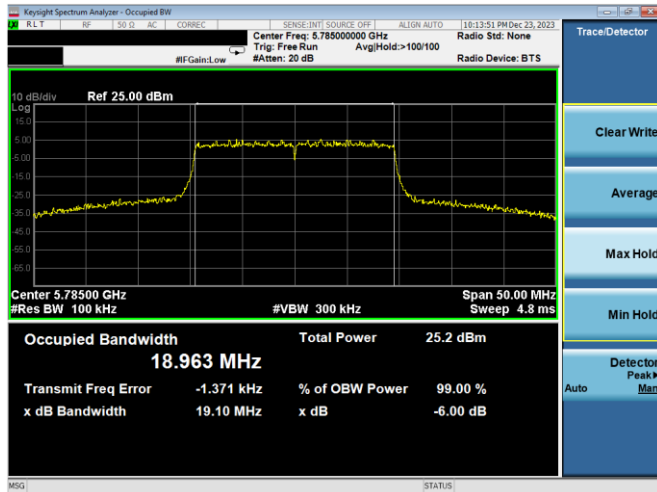
FCC ID: BCGA2899 IC: 579C-A2899		MEASUREMENT REPORT (CERTIFICATION)	Approved by: Technical Manager
Test Report S/N: 1C2311270066-24-R1.BCG	Test Dates: 11/29/2023 - 1/19/2024	EUT Type: Tablet Device	Page 75 of 594



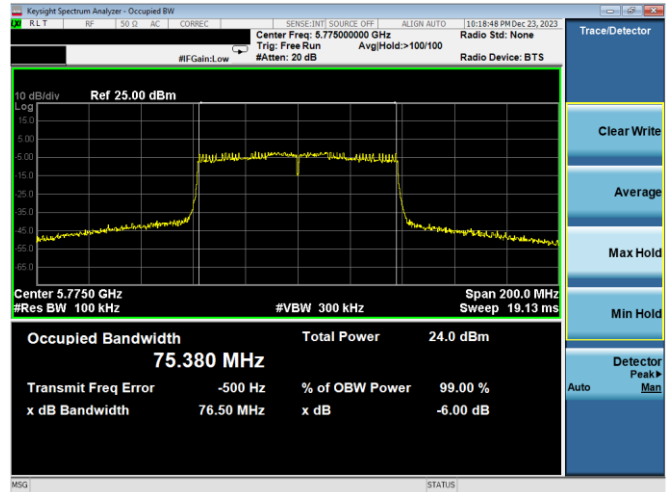
Plot 7-241. 6dB BW & 99% OBW Antenna 1b (20MHz BW 802.11n – Ch. 157, MCS4)



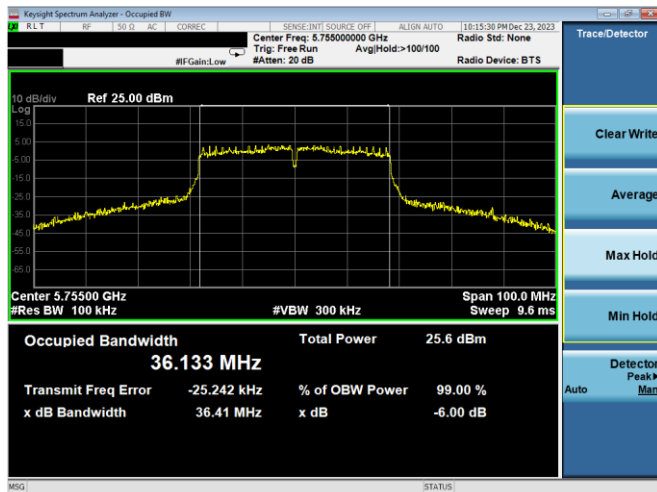
Plot 7-244. 6dB BW & 99% OBW Antenna 1b (40MHz BW 802.11ax(SU) – Ch. 151, MCS4)



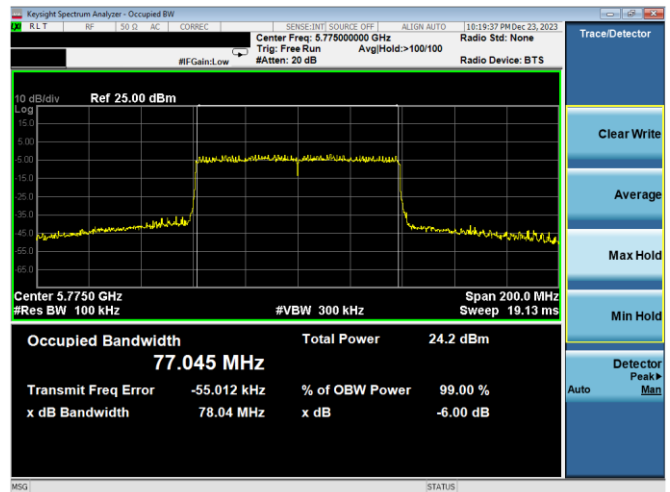
Plot 7-242. 6dB BW & 99% OBW Antenna 1b (20MHz BW 802.11ax(SU) – Ch. 157, MCS4)



Plot 7-245. 6dB BW & 99% OBW Antenna 1b (80MHz BW 802.11ac – Ch. 155, MCS4)

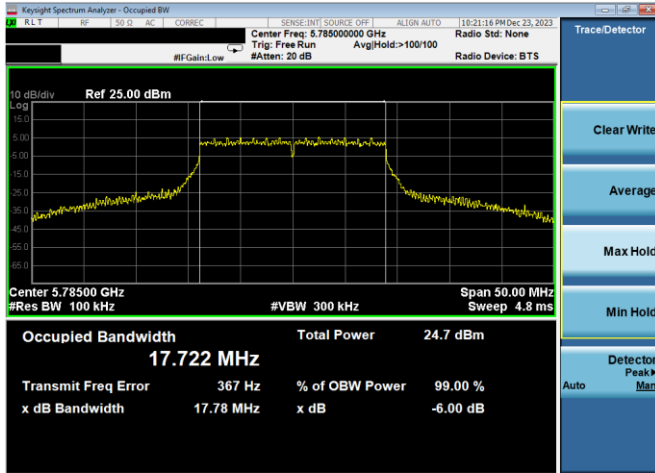


Plot 7-243. 6dB BW & 99% OBW Antenna 1b (40MHz BW 802.11n – Ch. 151, MCS4)

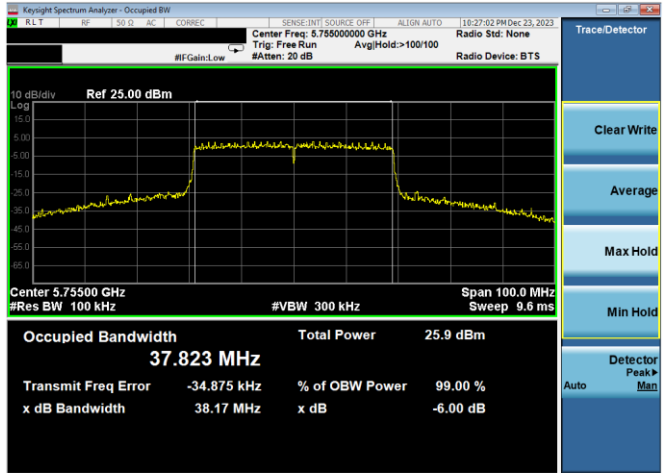


Plot 7-246. 6dB BW & 99% OBW Antenna 1b (80MHz BW 802.11ax(SU) – Ch. 155, MCS4)

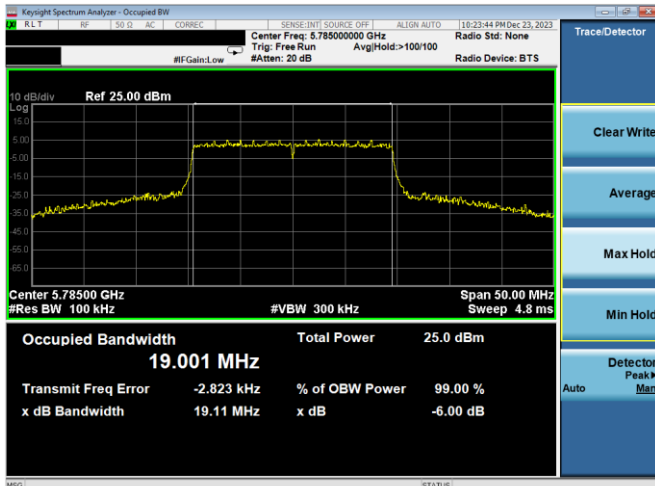
FCC ID: BCGA2899 IC: 579C-A2899		MEASUREMENT REPORT (CERTIFICATION)	Approved by: Technical Manager
Test Report S/N: 1C2311270066-24-R1.BCG	Test Dates: 11/29/2023 - 1/19/2024	EUT Type: Tablet Device	Page 76 of 594



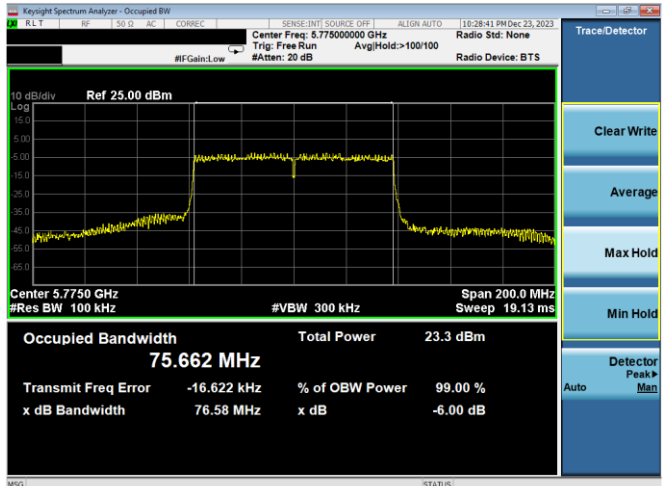
Plot 7-247. 6dB BW & 99% OBW Antenna 1b (20MHz BW 802.11n – Ch. 157, MCS7)



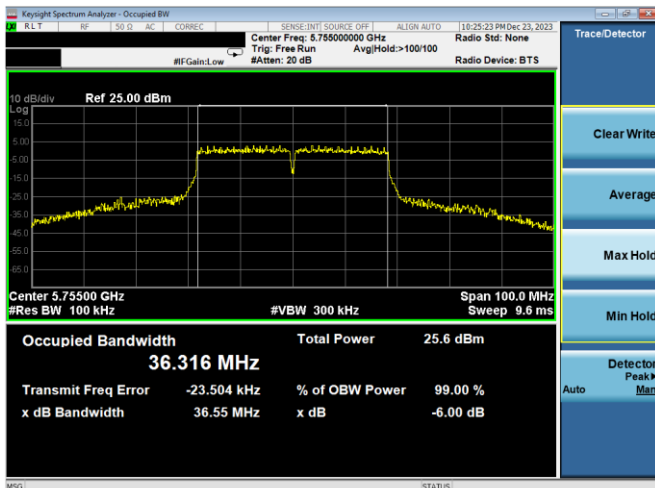
Plot 7-250. 6dB BW & 99% OBW Antenna 1b (40MHz BW 802.11ax(SU) – Ch. 151, MCS11)



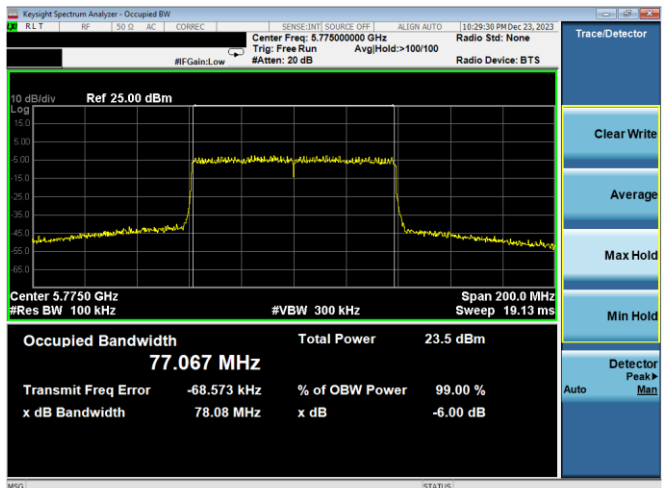
Plot 7-248. 6dB BW & 99% OBW Antenna 1b (20MHz BW 802.11ax(SU) – Ch. 157, MCS11)



Plot 7-251. 6dB BW & 99% OBW Antenna 1b (80MHz BW 802.11ac – Ch. 155, MCS9)



Plot 7-249. 6dB BW & 99% OBW Antenna 1b (40MHz BW 802.11n – Ch. 151, MCS7)



Plot 7-252. 6dB BW & 99% OBW Antenna 1b (80MHz BW 802.11ax(SU) – Ch. 155, MCS11)

FCC ID: BCGA2899 IC: 579C-A2899		MEASUREMENT REPORT (CERTIFICATION)	Approved by: Technical Manager
Test Report S/N: 1C2311270066-24-R1.BCG	Test Dates: 11/29/2023 - 1/19/2024	EUT Type: Tablet Device	Page 77 of 594

7.4 Conducted Output Power and Max EIRP Measurement – 802.11a/n/ac/ax(su) §15.407(a.1.iv) §15.407(a.2) §15.407(a.3); RSS-247 [6.2]

Test Overview and Limits

A transmitter antenna terminal of the EUT is connected to the input of an RF pulse power sensor. Measurement is made using a broadband average power meter while the EUT is operating at its maximum duty cycle, at its maximum power control level, as defined in ANSI C63.10-2013 and KDB 789033 D02 v02r01, and at the appropriate frequencies. B is the 99% OBW per ISED RSS-247 and 26dB BW is per FCC 15.407.

In the 5.15 – 5.25GHz band, the maximum permissible conducted output power is 250mW (23.98dBm). The maximum e.i.r.p. shall not exceed the lesser of 200 mW or $10 + 10 \log_{10}B$, dBm.

In the 5.25 – 5.35GHz band, the maximum permissible conducted output power is the lesser of 250mW (23.98dBm) or $11 \text{ dBm} + 10\log_{10}(26\text{dB BW}) = 11 \text{ dBm} + 10\log_{10}(20.50) = 24.12\text{dBm}$. The maximum e.i.r.p. shall not exceed the lesser of 1.0 W or $17 + 10 \log_{10}B$, dBm.

In the 5.47 – 5.725GHz band, the maximum permissible conducted output power is the lesser of 250mW (23.98dBm) or $11 \text{ dBm} + 10\log_{10}(26\text{dB BW}) = 11 \text{ dBm} + 10\log_{10}(20.52) = 24.12\text{dBm}$. The maximum e.i.r.p. shall not exceed the lesser of 1.0 W or $17 + 10 \log_{10}B$, dBm.

In the 5.725 – 5.850GHz band, the maximum permissible conducted output power is 1W (30dBm). The maximum e.i.r.p. is 36 dBm.

Test Procedure Used

ANSI C63.10-2013 – Section 12.3.3.2 Method PM-G
 KDB 789033 D02 v02r01 – Section E)3)b) Method PM-G
 ANSI C63.10-2013 – Section 14.2 Measure-and-Sum Technique
 KDB 662911 v02r01 – Section E)1) Measure-and-Sum Technique

Test Settings

Average power measurements were performed only when the EUT was transmitting at its maximum power control level using a broadband power meter with a pulse sensor. The power meter implemented triggering and gating capabilities which were set up such that power measurements were recorded only during the ON time of the transmitter. The trace was averaged over 100 traces to obtain the final measured average power.

Test Setup

The EUT and measurement equipment were set up as shown in the diagram below.



Figure 7-3. Test Instrument & Measurement Setup

Test Notes

- Per RSS-247 Section 6.2.3, transmission on channels which overlap the 5600-5650 MHz is prohibited. This device operates under these frequencies only under the control of a certified master device and does not support active scanning on these channels. This device does not transmit any beacons or initiate any transmissions in UNII Bands 2A or 2C.

FCC ID: BCGA2899 IC: 579C-A2899		MEASUREMENT REPORT (CERTIFICATION)	Approved by: Technical Manager
Test Report S/N: 1C2311270066-24-R1.BCG	Test Dates: 11/29/2023 - 1/19/2024	EUT Type: Tablet Device	Page 78 of 594

7.4.1 FCC Antenna 5T Conducted Output Power Measurements

5GHz (20MHz Bandwidth)	Freq [MHz]	Channel	Detector	Conducted Power [dBm]			Conducted Power Limit [dBm]	Conducted Power Margin [dB]
				802.11a	802.11n	802.11ax		
	5180	36	AVG	18.25	18.24	17.20	23.98	-5.73
5200	40	AVG	19.50	19.30	19.50	23.98	-4.48	
5240	48	AVG	19.37	19.50	19.30	23.98	-4.48	
5260	52	AVG	19.35	19.50	19.50	23.98	-4.48	
5300	60	AVG	19.50	19.50	19.33	23.98	-4.48	
5320	64	AVG	18.35	18.50	17.06	23.98	-5.48	
5500	100	AVG	17.50	17.38	17.50	23.98	-6.48	
5520	104	AVG	19.48	19.50	18.05	23.98	-4.48	
5540	108	AVG	19.47	19.41	19.50	23.98	-4.51	
5580	116	AVG	19.46	19.42	19.50	23.98	-4.52	
5660	132	AVG	19.32	19.47	19.50	23.98	-4.51	
5680	136	AVG	18.28	18.31	18.50	23.98	-5.67	
5700	140	AVG	16.50	16.50	15.30	23.98	-7.48	
5720	144	AVG	19.49	19.40	19.30	23.98	-4.49	
5745	149	AVG	19.47	19.45	19.49	30.00	-10.53	
5785	157	AVG	19.28	19.37	19.28	30.00	-10.63	
5825	165	AVG	19.49	19.48	19.42	30.00	-10.51	

Table 7-20. FCC Antenna 5T 20MHz BW (UNII) Maximum Conducted Output Power (Low Data Rate)

5GHz (20MHz Bandwidth)	Freq [MHz]	Channel	Detector	Conducted Power [dBm]			Conducted Power Limit [dBm]	Conducted Power Margin [dB]
				802.11a	802.11n	802.11ax		
	5180	36	AVG	17.00	17.00	16.43	23.98	-6.98
5200	40	AVG	19.41	19.46	19.15	23.98	-4.52	
5240	48	AVG	19.34	19.40	19.39	23.98	-4.58	
5260	52	AVG	19.46	19.48	19.31	23.98	-4.50	
5300	60	AVG	19.33	19.50	19.42	23.98	-4.48	
5320	64	AVG	17.50	17.41	16.50	23.98	-6.48	
5500	100	AVG	16.25	16.11	16.00	23.98	-7.73	
5520	104	AVG	18.92	19.00	18.00	23.98	-4.98	
5540	108	AVG	19.40	19.42	19.48	23.98	-4.56	
5580	116	AVG	19.49	19.50	19.29	23.98	-4.48	
5660	132	AVG	19.43	19.36	19.50	23.98	-4.55	
5680	136	AVG	18.50	18.37	18.50	23.98	-5.48	
5700	140	AVG	15.37	15.43	14.50	23.98	-8.55	
5720	144	AVG	19.50	19.38	19.48	23.98	-4.48	
5745	149	AVG	19.50	19.42	19.50	30.00	-10.50	
5785	157	AVG	19.37	19.50	19.48	30.00	-10.50	
5825	165	AVG	19.26	19.42	19.28	30.00	-10.58	

Table 7-21. FCC Antenna 5T 20MHz BW (UNII) Maximum Conducted Output Power (Mid Data Rate)

FCC ID: BCGA2899 IC: 579C-A2899		MEASUREMENT REPORT (CERTIFICATION)	Approved by: Technical Manager
Test Report S/N: 1C2311270066-24-R1.BCG	Test Dates: 11/29/2023 - 1/19/2024	EUT Type: Tablet Device	Page 79 of 594

5GHz (20MHz Bandwidth)	Freq [MHz]	Channel	Detector	Conducted Power [dBm]			Conducted Power Limit [dBm]	Conducted Power Margin [dB]
				802.11a	802.11n	802.11ax		
	5180	36	AVG	16.25	16.21	15.92	23.98	-7.73
5200	40	AVG	19.50	19.49	19.50	23.98	-4.48	
5240	48	AVG	19.50	19.46	19.50	23.98	-4.48	
5260	52	AVG	19.43	19.23	19.48	23.98	-4.55	
5300	60	AVG	19.31	19.50	19.50	23.98	-4.48	
5320	64	AVG	16.39	16.46	15.80	23.98	-7.52	
5500	100	AVG	14.50	14.49	14.50	23.98	-9.48	
5520	104	AVG	18.00	17.77	18.00	23.98	-5.98	
5540	108	AVG	19.39	19.50	19.50	23.98	-4.48	
5580	116	AVG	19.48	19.49	19.41	23.98	-4.49	
5660	132	AVG	19.48	19.38	19.40	23.98	-4.50	
5680	136	AVG	17.77	17.85	17.33	23.98	-6.13	
5700	140	AVG	12.77	12.84	12.94	23.98	-11.14	
5720	144	AVG	19.41	19.36	19.50	23.98	-4.57	
5745	149	AVG	19.48	19.30	19.47	30.00	-10.52	
5785	157	AVG	19.43	19.50	19.29	30.00	-10.50	
5825	165	AVG	19.50	19.50	19.44	30.00	-10.50	

Table 7-22. FCC Antenna 5T 20MHz BW (UNII) Maximum Conducted Output Power (High Data Rate)

5GHz (40MHz Bandwidth)	Freq [MHz]	Channel	Detector	Conducted Power [dBm]		Conducted Power Limit [dBm]	Conducted Power Margin [dB]
				802.11n	802.11ax		
	5190	38	AVG	16.25	15.26	23.98	-7.73
5230	46	AVG	19.45	19.50	23.98	-4.53	
5270	54	AVG	19.50	19.50	23.98	-4.48	
5310	62	AVG	16.26	15.29	23.98	-7.72	
5510	102	AVG	15.81	16.00	23.98	-8.17	
5550	110	AVG	18.84	18.90	23.98	-5.14	
5590	118	AVG	19.41	19.42	23.98	-4.57	
5630	126	AVG	19.45	19.25	23.98	-4.53	
5670	134	AVG	17.93	17.00	23.98	-6.05	
5710	142	AVG	19.37	19.39	23.98	-4.61	
5755	151	AVG	19.27	19.35	30.00	-10.73	
5795	159	AVG	19.32	19.39	30.00	-10.68	

Table 7-23. FCC Antenna 5T 40MHz BW (UNII) Maximum Conducted Output Power (Low Data Rate)

FCC ID: BCGA2899 IC: 579C-A2899		MEASUREMENT REPORT (CERTIFICATION)	Approved by: Technical Manager
Test Report S/N: 1C2311270066-24-R1.BCG	Test Dates: 11/29/2023 - 1/19/2024	EUT Type: Tablet Device	Page 80 of 594

5GHz (40MHz Bandwidth)	Freq [MHz]	Channel	Detector	Conducted Power [dBm]		Conducted Power Limit [dBm]	Conducted Power Margin [dB]
				802.11n	802.11ax		
	5190	38	AVG	15.50	14.87	23.98	-8.48
5230	46	AVG	19.50	19.33	23.98	-4.48	
5270	54	AVG	19.33	19.49	23.98	-4.65	
5310	62	AVG	15.44	14.42	23.98	-8.54	
5510	102	AVG	14.68	14.75	23.98	-9.30	
5550	110	AVG	18.93	18.40	23.98	-5.05	
5590	118	AVG	19.45	19.26	23.98	-4.53	
5630	126	AVG	19.30	19.31	23.98	-4.68	
5670	134	AVG	17.44	15.83	23.98	-6.54	
5710	142	AVG	19.45	19.50	23.98	-4.53	
5755	151	AVG	19.40	19.50	30.00	-10.60	
5795	159	AVG	19.50	19.31	30.00	-10.50	

Table 7-24. FCC Antenna 5T 40MHz BW (UNII) Maximum Conducted Output Power (Mid Data Rate)

5GHz (40MHz Bandwidth)	Freq [MHz]	Channel	Detector	Conducted Power [dBm]		Conducted Power Limit [dBm]	Conducted Power Margin [dB]
				802.11n	802.11ax		
	5190	38	AVG	13.92	13.79	23.98	-10.06
5230	46	AVG	19.50	19.43	23.98	-4.48	
5270	54	AVG	19.50	19.42	23.98	-4.48	
5310	62	AVG	14.43	13.94	23.98	-9.55	
5510	102	AVG	12.50	12.42	23.98	-11.48	
5550	110	AVG	18.00	18.00	23.98	-5.98	
5590	118	AVG	19.45	19.39	23.98	-4.53	
5630	126	AVG	18.93	19.00	23.98	-5.05	
5670	134	AVG	15.32	14.95	23.98	-8.66	
5710	142	AVG	19.42	19.50	23.98	-4.56	
5755	151	AVG	19.50	19.40	30.00	-10.50	
5795	159	AVG	19.44	19.31	30.00	-10.56	

Table 7-25. FCC Antenna 5T 40MHz BW (UNII) Maximum Conducted Output Power (High Data Rate)

5GHz (80MHz Bandwidth)	Freq [MHz]	Channel	Detector	Conducted Power [dBm]		Conducted Power Limit [dBm]	Conducted Power Margin [dB]
				802.11ac	802.11ax		
	5210	42	AVG	15.25	15.00	23.98	-8.73
5290	58	AVG	15.36	15.50	23.98	-8.62	
5530	106	AVG	16.00	14.37	23.98	-7.98	
5610	122	AVG	19.50	18.50	23.98	-4.48	
5690	138	AVG	19.25	19.28	23.98	-4.73	
5775	155	AVG	17.80	17.95	30.00	-12.20	

Table 7-26. FCC Antenna 5T 80MHz BW (UNII) Maximum Conducted Output Power (Low Data Rate)

FCC ID: BCGA2899 IC: 579C-A2899		MEASUREMENT REPORT (CERTIFICATION)		Approved by: Technical Manager
Test Report S/N: 1C2311270066-24-R1.BCG	Test Dates: 11/29/2023 - 1/19/2024	EUT Type: Tablet Device		Page 81 of 594

5GHz (80MHz Bandwidth)	Freq [MHz]	Channel	Detector	Conducted Power [dBm]		Conducted Power Limit [dBm]	Conducted Power Margin [dB]
				802.11ac	802.11ax		
				5210	42		
5290	58	AVG	14.37	14.32	23.98	-9.61	
5530	106	AVG	14.50	14.00	23.98	-9.48	
5610	122	AVG	18.00	17.50	23.98	-5.98	
5690	138	AVG	19.34	19.36	23.98	-4.64	
5775	155	AVG	17.50	17.00	30.00	-12.50	

Table 7-27. FCC Antenna 5T 80MHz BW (UNII) Maximum Conducted Output Power (Mid Data Rate)

5GHz (80MHz Bandwidth)	Freq [MHz]	Channel	Detector	Conducted Power [dBm]		Conducted Power Limit [dBm]	Conducted Power Margin [dB]
				802.11ac	802.11ax		
				5210	42		
5290	58	AVG	13.65	13.61	23.98	-10.33	
5530	106	AVG	12.28	12.50	23.98	-11.70	
5610	122	AVG	17.31	16.50	23.98	-6.67	
5690	138	AVG	19.50	19.50	23.98	-4.48	
5775	155	AVG	16.52	16.72	30.00	-13.48	

Table 7-28. FCC Antenna 5T 80MHz BW (UNII) Maximum Conducted Output Power (High Data Rate)

5GHz (160MHz Bandwidth)	Freq [MHz]	Channel	Detector	Conducted Power [dBm]		Conducted Power Limit [dBm]	Conducted Power Margin [dB]
				802.11ac	802.11ax		
				5250	50		
5570	114	AVG	13.41	13.27	30.00	-16.59	

Table 7-29. FCC Antenna 5T 160MHz BW (UNII) Maximum Conducted Output Power (Low Data Rate)

5GHz (160MHz Bandwidth)	Freq [MHz]	Channel	Detector	Conducted Power [dBm]		Conducted Power Limit [dBm]	Conducted Power Margin [dB]
				802.11ac	802.11ax		
				5250	50		
5570	114	AVG	13.00	12.95	30.00	-17.00	

Table 7-30. FCC Antenna 5T 160MHz BW (UNII) Maximum Conducted Output Power (Mid Data Rate)

5GHz (160MHz Bandwidth)	Freq [MHz]	Channel	Detector	Conducted Power [dBm]		Conducted Power Limit [dBm]	Conducted Power Margin [dB]
				802.11ac	802.11ax		
				5250	50		
5570	114	AVG	11.79	11.29	30.00	-18.21	

Table 7-31. FCC Antenna 5T 160MHz BW (UNII) Maximum Conducted Output Power (High Data Rate)

FCC ID: BCGA2899 IC: 579C-A2899			MEASUREMENT REPORT (CERTIFICATION)	Approved by: Technical Manager
Test Report S/N: 1C2311270066-24-R1.BCG	Test Dates: 11/29/2023 - 1/19/2024	EUT Type: Tablet Device		Page 82 of 594

7.4.2 ISED Antenna 5T Conducted Output Power Measurements

5GHz (20MHz Bandwidth)	Freq [MHz]	Channel	Detector	Conducted Power [dBm]			Conducted Power Limit [dBm]	Conducted Power Margin [dB]	Ant. Gain [dBi]	Max e.i.r.p. [dBm]	Max e.i.r.p. Limit [dBm]	e.i.r.p. Margin [dB]
				802.11a	802.11n	802.11ax						
				5180	36	AVG						
5200	40	AVG	19.44	19.36	19.43	-	-	-1.80	17.64	23.01	-5.37	
5240	48	AVG	19.50	19.46	19.34	-	-	-1.80	17.70	23.01	-5.31	
5260	52	AVG	19.35	19.50	19.50	23.98	-4.48	-0.20	19.30	30.00	-10.70	
5300	60	AVG	19.50	19.50	19.33	23.98	-4.48	-0.20	19.30	30.00	-10.70	
5320	64	AVG	18.35	18.50	17.06	23.98	-5.48	-0.20	18.30	30.00	-11.70	
5500	100	AVG	17.50	17.38	17.50	23.98	-6.48	1.80	19.30	30.00	-10.70	
5520	104	AVG	19.50	19.50	18.05	23.98	-4.48	1.80	21.30	30.00	-8.70	
5540	108	AVG	19.49	19.50	19.50	23.98	-4.48	1.80	21.30	30.00	-8.70	
5580	116	AVG	19.45	19.42	19.50	23.98	-4.53	1.80	21.25	30.00	-8.75	
5660	132	AVG	19.32	19.47	19.50	23.98	-4.51	1.80	21.27	30.00	-8.73	
5680	136	AVG	18.28	18.31	18.50	23.98	-5.67	1.80	20.11	30.00	-9.90	
5700	140	AVG	16.50	16.50	15.30	23.98	-7.48	1.80	18.30	30.00	-11.70	
5720	144	AVG	19.49	19.40	19.30	23.98	-4.49	1.80	21.29	30.00	-8.71	
5745	149	AVG	19.47	19.45	19.49	30.00	-10.53	2.40	21.87	-	-	
5785	157	AVG	19.28	19.37	19.28	30.00	-10.63	2.40	21.77	-	-	
5825	165	AVG	19.49	19.48	19.42	30.00	-10.51	2.40	21.89	-	-	

Table 7-32. ISED Antenna 5T 20MHz BW (UNII) Maximum Conducted Output Power and Max EIRP (Low Data Rate)

5GHz (20MHz Bandwidth)	Freq [MHz]	Channel	Detector	Conducted Power [dBm]			Conducted Power Limit [dBm]	Conducted Power Margin [dB]	Ant. Gain [dBi]	Max e.i.r.p. [dBm]	Max e.i.r.p. Limit [dBm]	e.i.r.p. Margin [dB]
				802.11a	802.11n	802.11ax						
				5180	36	AVG						
5200	40	AVG	19.43	19.39	19.42	-	-	-1.80	17.63	23.01	-5.38	
5240	48	AVG	19.35	19.49	19.30	-	-	-1.80	17.69	23.01	-5.32	
5260	52	AVG	19.46	19.48	19.31	23.98	-4.50	-0.20	19.28	30.00	-10.72	
5300	60	AVG	19.33	19.50	19.42	23.98	-4.48	-0.20	19.30	30.00	-10.70	
5320	64	AVG	17.50	17.41	16.50	23.98	-6.48	-0.20	17.30	30.00	-12.70	
5500	100	AVG	16.25	16.11	16.00	23.98	-7.73	1.80	18.05	30.00	-11.95	
5520	104	AVG	18.92	19.00	18.00	23.98	-4.98	1.80	20.80	30.00	-9.20	
5540	108	AVG	19.40	19.42	19.48	23.98	-4.56	1.80	21.22	30.00	-8.78	
5580	116	AVG	19.48	19.50	19.29	23.98	-4.48	1.80	21.30	30.00	-8.70	
5660	132	AVG	19.43	19.36	19.50	23.98	-4.55	1.80	21.23	30.00	-8.77	
5680	136	AVG	18.50	18.37	18.50	23.98	-5.48	1.80	20.30	30.00	-9.70	
5700	140	AVG	15.37	15.43	14.50	23.98	-8.55	1.80	17.23	30.00	-12.77	
5720	144	AVG	19.50	19.38	19.48	23.98	-4.48	1.80	21.30	30.00	-8.70	
5745	149	AVG	19.50	19.42	19.50	30.00	-10.50	2.40	21.90	-	-	
5785	157	AVG	19.37	19.50	19.48	30.00	-10.50	2.40	21.90	-	-	
5825	165	AVG	19.26	19.42	19.28	30.00	-10.58	2.40	21.82	-	-	

Table 7-33. ISED Antenna 5T 20MHz BW (UNII) Maximum Conducted Output Power and Max EIRP (Mid Data Rate)

5GHz (20MHz Bandwidth)	Freq [MHz]	Channel	Detector	Conducted Power [dBm]			Conducted Power Limit [dBm]	Conducted Power Margin [dB]	Ant. Gain [dBi]	Max e.i.r.p. [dBm]	Max e.i.r.p. Limit [dBm]	e.i.r.p. Margin [dB]
				802.11a	802.11n	802.11ax						
				5180	36	AVG						
5200	40	AVG	19.50	19.45	19.44	-	-	-1.80	17.70	23.01	-5.31	
5240	48	AVG	19.50	19.50	19.50	-	-	-1.80	17.70	23.01	-5.31	
5260	52	AVG	19.43	19.43	19.48	23.98	-4.55	-0.20	19.23	30.00	-10.77	
5300	60	AVG	19.41	19.50	19.50	23.98	-4.48	-0.20	19.30	30.00	-10.70	
5320	64	AVG	16.39	16.46	15.80	23.98	-7.52	-0.20	16.26	30.00	-13.74	
5500	100	AVG	14.50	14.49	14.50	23.98	-9.48	1.80	16.30	30.00	-13.70	
5520	104	AVG	18.00	17.77	18.00	23.98	-5.98	1.80	19.80	30.00	-10.20	
5540	108	AVG	19.39	19.50	19.50	23.98	-4.48	1.80	21.30	30.00	-8.70	
5580	116	AVG	19.42	19.49	19.41	23.98	-4.49	1.80	21.29	30.00	-8.71	
5660	132	AVG	19.48	19.38	19.40	23.98	-4.50	1.80	21.28	30.00	-8.72	
5680	136	AVG	17.87	17.85	17.33	23.98	-6.11	1.80	19.67	30.00	-10.34	
5700	140	AVG	12.77	12.84	12.94	23.98	-11.14	1.80	14.64	30.00	-15.36	
5720	144	AVG	19.41	19.36	19.50	23.98	-4.57	1.80	21.21	30.00	-8.79	
5745	149	AVG	19.48	19.30	19.47	30.00	-10.52	2.40	21.88	-	-	
5785	157	AVG	19.43	19.50	19.29	30.00	-10.50	2.40	21.90	-	-	
5825	165	AVG	19.50	19.50	19.44	30.00	-10.50	2.40	21.90	-	-	

Table 7-34. ISED Antenna 5T 20MHz BW (UNII) Maximum Conducted Output Power and Max EIRP (High Data Rate)

FCC ID: BCGA2899 IC: 579C-A2899		MEASUREMENT REPORT (CERTIFICATION)		Approved by: Technical Manager
Test Report S/N: 1C2311270066-24-R1.BCG	Test Dates: 11/29/2023 - 1/19/2024	EUT Type: Tablet Device	Page 83 of 594	

5GHz (40MHz Bandwidth)	Freq [MHz]	Channel	Detector	Conducted Power [dBm]		Conducted Power Limit [dBm]	Conducted Power Margin [dB]	Ant. Gain [dBi]	Max e.i.r.p. [dBm]	Max e.i.r.p. Limit [dBm]	e.i.r.p. Margin [dB]
				802.11n	802.11ax						
				5190	38						
5230	46	AVG	19.50	19.50	-	-	-1.80	17.70	23.01	-5.31	
5270	54	AVG	19.50	19.50	23.98	-4.48	-0.20	19.30	30.00	-10.70	
5310	62	AVG	16.26	15.29	23.98	-7.72	-0.20	16.06	30.00	-13.94	
5510	102	AVG	15.81	16.00	23.98	-8.17	1.80	17.61	30.00	-12.39	
5550	110	AVG	18.84	18.90	23.98	-5.14	1.80	20.64	30.00	-9.36	
5670	134	AVG	17.93	17.00	23.98	-6.05	1.80	19.73	30.00	-10.28	
5710	142	AVG	19.37	19.39	23.98	-4.61	1.80	21.17	30.00	-8.83	
5755	151	AVG	19.27	19.35	30.00	-10.73	2.40	21.67	-	-	
5795	159	AVG	19.32	19.39	30.00	-10.68	2.40	21.72	-	-	

Table 7-35. ISED Antenna 5T 40MHz BW (UNII) Maximum Conducted Output Power and Max EIRP (Low Data Rate)

5GHz (40MHz Bandwidth)	Freq [MHz]	Channel	Detector	Conducted Power [dBm]		Conducted Power Limit [dBm]	Conducted Power Margin [dB]	Ant. Gain [dBi]	Max e.i.r.p. [dBm]	Max e.i.r.p. Limit [dBm]	e.i.r.p. Margin [dB]
				802.11n	802.11ax						
				5190	38						
5230	46	AVG	19.50	19.27	-	-	-1.80	17.70	23.01	-5.31	
5270	54	AVG	19.33	19.49	23.98	-4.65	-0.20	19.13	30.00	-10.87	
5310	62	AVG	15.44	14.42	23.98	-8.54	-0.20	15.24	30.00	-14.76	
5510	102	AVG	14.68	14.75	23.98	-9.30	1.80	16.48	30.00	-13.52	
5550	110	AVG	18.93	18.40	23.98	-5.05	1.80	20.73	30.00	-9.27	
5670	134	AVG	17.44	15.83	23.98	-6.54	1.80	19.24	30.00	-10.76	
5710	142	AVG	19.45	19.50	23.98	-4.53	1.80	21.25	30.00	-8.75	
5755	151	AVG	19.40	19.50	30.00	-10.60	2.40	21.80	-	-	
5795	159	AVG	19.50	19.31	30.00	-10.50	2.40	21.90	-	-	

Table 7-36. ISED Antenna 5T 40MHz BW (UNII) Maximum Conducted Output Power and Max EIRP (Mid Data Rate)

5GHz (40MHz Bandwidth)	Freq [MHz]	Channel	Detector	Conducted Power [dBm]		Conducted Power Limit [dBm]	Conducted Power Margin [dB]	Ant. Gain [dBi]	Max e.i.r.p. [dBm]	Max e.i.r.p. Limit [dBm]	e.i.r.p. Margin [dB]
				802.11n	802.11ax						
				5190	38						
5230	46	AVG	19.31	19.50	-	-	-1.80	17.51	23.01	-5.50	
5270	54	AVG	19.50	19.42	23.98	-4.48	-0.20	19.30	30.00	-10.70	
5310	62	AVG	14.43	13.94	23.98	-9.55	-0.20	14.23	30.00	-15.77	
5510	102	AVG	12.50	12.42	23.98	-11.48	1.80	14.30	30.00	-15.70	
5550	110	AVG	18.00	18.00	23.98	-5.98	1.80	19.80	30.00	-10.20	
5670	134	AVG	15.32	14.95	23.98	-8.66	1.80	17.12	30.00	-12.88	
5710	142	AVG	19.42	19.50	23.98	-4.56	1.80	21.22	30.00	-8.79	
5755	151	AVG	19.50	19.40	30.00	-10.50	2.40	21.90	-	-	
5795	159	AVG	19.44	19.31	30.00	-10.56	2.40	21.84	-	-	

Table 7-37. ISED Antenna 5T 40MHz BW (UNII) Maximum Conducted Output Power and Max EIRP (High Data Rate)

5GHz (80MHz Bandwidth)	Freq [MHz]	Channel	Detector	Conducted Power [dBm]		Conducted Power Limit [dBm]	Conducted Power Margin [dB]	Ant. Gain [dBi]	Max e.i.r.p. [dBm]	Max e.i.r.p. Limit [dBm]	e.i.r.p. Margin [dB]
				802.11ac	802.11ax						
				5210	42						
5290	58	AVG	15.36	15.50	23.98	-8.62	-0.20	15.16	30.00	-14.84	
5530	106	AVG	16.00	14.37	23.98	-7.98	1.80	17.80	30.00	-12.20	
5690	138	AVG	19.25	19.28	23.98	-4.73	1.80	21.05	30.00	-8.95	
5775	155	AVG	17.80	17.95	30.00	-12.20	2.40	20.20	-	-	

Table 7-38. ISED Antenna 5T 80MHz BW (UNII) Maximum Conducted Output Power and Max EIRP (Low Data Rate)

5GHz (80MHz Bandwidth)	Freq [MHz]	Channel	Detector	Conducted Power [dBm]		Conducted Power Limit [dBm]	Conducted Power Margin [dB]	Ant. Gain [dBi]	Max e.i.r.p. [dBm]	Max e.i.r.p. Limit [dBm]	e.i.r.p. Margin [dB]
				802.11ac	802.11ax						
				5210	42						
5290	58	AVG	14.37	14.32	23.98	-9.61	-0.20	14.17	30.00	-15.83	
5530	106	AVG	14.50	14.00	23.98	-9.48	1.80	16.30	30.00	-13.70	
5690	138	AVG	19.34	19.36	23.98	-4.64	1.80	21.14	30.00	-8.86	
5775	155	AVG	17.50	17.00	30.00	-12.50	2.40	19.90	-	-	

Table 7-39. ISED Antenna 5T 80MHz BW (UNII) Maximum Conducted Output Power and Max EIRP (Mid Data Rate)

FCC ID: BCGA2899 IC: 579C-A2899		MEASUREMENT REPORT (CERTIFICATION)		Approved by: Technical Manager
Test Report S/N: 1C2311270066-24-R1.BCG	Test Dates: 11/29/2023 - 1/19/2024	EUT Type: Tablet Device		Page 84 of 594

5GHz (80MHz Bandwidth)	Freq [MHz]	Channel	Detector	Conducted Power [dBm]		Conducted Power Limit [dBm]	Conducted Power Margin [dB]	Ant. Gain [dBi]	Max e.i.r.p. [dBm]	Max e.i.r.p. Limit [dBm]	e.i.r.p. Margin [dB]
				802.11ac	802.11ax						
				5210	42						
5290	58	AVG	13.65	13.61	23.98	-10.33	-0.20	13.45	30.00	-16.55	
5530	106	AVG	12.28	12.50	23.98	-11.70	1.80	14.08	30.00	-15.92	
5690	138	AVG	19.50	19.50	23.98	-4.48	1.80	21.30	30.00	-8.70	
5775	155	AVG	16.52	16.72	30.00	-13.48	2.40	18.92	-	-	

Table 7-40. ISED Antenna 5T 80MHz BW (UNII) Maximum Conducted Output Power and Max EIRP (High Data Rate)

5GHz (160MHz Bandwidth)	Freq [MHz]	Channel	Detector	Conducted Power [dBm]		Conducted Power Limit [dBm]	Conducted Power Margin [dB]	Ant. Gain [dBi]	Max e.i.r.p. [dBm]	Max e.i.r.p. Limit [dBm]	e.i.r.p. Margin [dB]
				802.11ac	802.11ax						
				5250	50						

Table 7-41. ISED Antenna 5T 160MHz BW (UNII) Maximum Conducted Output Power and Max EIRP (Low Data Rate)

5GHz (160MHz Bandwidth)	Freq [MHz]	Channel	Detector	Conducted Power [dBm]		Conducted Power Limit [dBm]	Conducted Power Margin [dB]	Ant. Gain [dBi]	Max e.i.r.p. [dBm]	Max e.i.r.p. Limit [dBm]	e.i.r.p. Margin [dB]
				802.11ac	802.11ax						
				5250	50						

Table 7-42. ISED Antenna 5T 160MHz BW (UNII) Maximum Conducted Output Power and Max EIRP (Mid Data Rate)

5GHz (160MHz Bandwidth)	Freq [MHz]	Channel	Detector	Conducted Power [dBm]		Conducted Power Limit [dBm]	Conducted Power Margin [dB]	Ant. Gain [dBi]	Max e.i.r.p. [dBm]	Max e.i.r.p. Limit [dBm]	e.i.r.p. Margin [dB]
				802.11ac	802.11ax						
				5250	50						

Table 7-43. ISED Antenna 5T 160MHz BW (UNII) Maximum Conducted Output Power and Max EIRP (High Data Rate)

FCC ID: BCGA2899 IC: 579C-A2899		MEASUREMENT REPORT (CERTIFICATION)	Approved by: Technical Manager
Test Report S/N: 1C2311270066-24-R1.BCG	Test Dates: 11/29/2023 - 1/19/2024	EUT Type: Tablet Device	Page 85 of 594

7.4.3 FCC Antenna 3b Conducted Output Power Measurements

5GHz (20MHz Bandwidth)	Freq [MHz]	Channel	Detector	Conducted Power [dBm]			Conducted Power Limit [dBm]	Conducted Power Margin [dB]
				802.11a	802.11n	802.11ax		
	5180	36	AVG	18.25	18.25	17.05	23.98	-5.73
5200	40	AVG	19.23	19.50	19.49	23.98	-4.48	
5240	48	AVG	19.50	19.36	19.42	23.98	-4.48	
5260	52	AVG	19.50	19.37	19.50	23.98	-4.48	
5300	60	AVG	19.50	19.29	19.50	23.98	-4.48	
5320	64	AVG	18.50	18.50	17.11	23.98	-5.48	
5500	100	AVG	17.50	17.46	17.50	23.98	-6.48	
5520	104	AVG	19.35	19.44	18.25	23.98	-4.54	
5540	108	AVG	19.50	19.42	19.50	23.98	-4.48	
5580	116	AVG	19.42	19.44	19.32	23.98	-4.54	
5660	132	AVG	19.50	19.50	19.32	23.98	-4.48	
5680	136	AVG	18.50	18.50	18.50	23.98	-5.48	
5700	140	AVG	16.50	16.43	15.50	23.98	-7.48	
5720	144	AVG	19.45	19.50	19.31	23.98	-4.48	
5745	149	AVG	19.45	19.40	19.50	30.00	-10.55	
5785	157	AVG	19.50	19.33	19.50	30.00	-10.50	
5825	165	AVG	19.47	19.27	19.26	30.00	-10.53	

Table 7-44. FCC Antenna 3b 20MHz BW (UNII) Maximum Conducted Output Power (Low Data Rate)

5GHz (20MHz Bandwidth)	Freq [MHz]	Channel	Detector	Conducted Power [dBm]			Conducted Power Limit [dBm]	Conducted Power Margin [dB]
				802.11a	802.11n	802.11ax		
	5180	36	AVG	16.76	17.00	16.22	23.98	-6.98
5200	40	AVG	19.43	19.41	19.50	23.98	-4.55	
5240	48	AVG	19.50	19.41	19.50	23.98	-4.48	
5260	52	AVG	19.48	19.40	19.38	23.98	-4.50	
5300	60	AVG	19.50	19.32	19.50	23.98	-4.48	
5320	64	AVG	17.50	17.33	16.50	23.98	-6.48	
5500	100	AVG	16.00	16.25	15.97	23.98	-7.73	
5520	104	AVG	18.90	19.00	18.00	23.98	-4.98	
5540	108	AVG	19.46	19.35	19.39	23.98	-4.52	
5580	116	AVG	19.45	19.50	19.28	23.98	-4.48	
5660	132	AVG	19.48	19.40	19.50	23.98	-4.50	
5680	136	AVG	18.50	18.50	18.26	23.98	-5.48	
5700	140	AVG	15.32	15.50	14.35	23.98	-8.48	
5720	144	AVG	19.36	19.31	19.41	23.98	-4.62	
5745	149	AVG	19.42	19.50	19.50	30.00	-10.50	
5785	157	AVG	19.18	19.50	19.17	30.00	-10.50	
5825	165	AVG	19.33	19.38	19.31	30.00	-10.62	

Table 7-45. FCC Antenna 3b 20MHz BW (UNII) Maximum Conducted Output Power (Mid Data Rate)

FCC ID: BCGA2899 IC: 579C-A2899		MEASUREMENT REPORT (CERTIFICATION)	Approved by: Technical Manager
Test Report S/N: 1C2311270066-24-R1.BCG	Test Dates: 11/29/2023 - 1/19/2024	EUT Type: Tablet Device	Page 86 of 594

5GHz (20MHz Bandwidth)	Freq [MHz]	Channel	Detector	Conducted Power [dBm]			Conducted Power Limit [dBm]	Conducted Power Margin [dB]
				802.11a	802.11n	802.11ax		
	5180	36	AVG	16.25	16.03	15.87	23.98	-7.73
5200	40	AVG	19.41	19.42	19.50	23.98	-4.56	
5240	48	AVG	19.50	19.41	19.50	23.98	-4.48	
5260	52	AVG	19.49	19.37	19.50	23.98	-4.49	
5300	60	AVG	19.50	19.37	19.40	23.98	-4.48	
5320	64	AVG	16.48	16.50	15.80	23.98	-7.48	
5500	100	AVG	14.50	14.33	14.36	23.98	-9.48	
5520	104	AVG	17.91	17.99	17.90	23.98	-5.99	
5540	108	AVG	19.39	19.34	19.46	23.98	-4.59	
5580	116	AVG	19.47	19.38	19.50	23.98	-4.51	
5660	132	AVG	19.43	19.50	19.26	23.98	-4.48	
5680	136	AVG	18.00	17.90	17.43	23.98	-5.98	
5700	140	AVG	12.87	12.91	12.84	23.98	-11.07	
5720	144	AVG	19.41	19.31	19.34	23.98	-4.57	
5745	149	AVG	19.44	19.50	19.35	30.00	-10.50	
5785	157	AVG	19.48	19.29	19.46	30.00	-10.52	
5825	165	AVG	19.45	19.50	19.43	30.00	-10.50	

Table 7-46. FCC Antenna 3b 20MHz BW (UNII) Maximum Conducted Output Power (High Data Rate)

5GHz (40MHz Bandwidth)	Freq [MHz]	Channel	Detector	Conducted Power [dBm]		Conducted Power Limit [dBm]	Conducted Power Margin [dB]
				802.11n	802.11ax		
	5190	38	AVG	16.14	15.41	23.98	-7.84
5230	46	AVG	19.31	19.35	23.98	-4.67	
5270	54	AVG	19.50	19.49	23.98	-4.48	
5310	62	AVG	16.34	15.50	23.98	-7.64	
5510	102	AVG	16.00	15.87	23.98	-7.98	
5550	110	AVG	18.89	18.93	23.98	-5.09	
5590	118	AVG	19.48	19.28	23.98	-4.50	
5630	126	AVG	19.42	19.50	23.98	-4.56	
5670	134	AVG	17.77	17.00	23.98	-6.21	
5710	142	AVG	19.50	19.50	23.98	-4.48	
5755	151	AVG	19.44	19.50	30.00	-10.56	
5795	159	AVG	19.47	19.50	30.00	-10.53	

Table 7-47. FCC Antenna 3b 40MHz BW (UNII) Maximum Conducted Output Power (Low Data Rate)

FCC ID: BCGA2899 IC: 579C-A2899		MEASUREMENT REPORT (CERTIFICATION)	Approved by: Technical Manager
Test Report S/N: 1C2311270066-24-R1.BCG	Test Dates: 11/29/2023 - 1/19/2024	EUT Type: Tablet Device	Page 87 of 594

5GHz (40MHz Bandwidth)	Freq [MHz]	Channel	Detector	Conducted Power [dBm]		Conducted Power Limit [dBm]	Conducted Power Margin [dB]
				802.11n	802.11ax		
	5190	38	AVG	15.50	14.92	23.98	-8.48
5230	46	AVG	19.41	19.50	23.98	-4.57	
5270	54	AVG	19.50	19.47	23.98	-4.48	
5310	62	AVG	15.35	14.44	23.98	-8.63	
5510	102	AVG	14.63	14.72	23.98	-9.35	
5550	110	AVG	18.90	18.41	23.98	-5.08	
5590	118	AVG	19.49	19.34	23.98	-4.49	
5630	126	AVG	19.33	19.50	23.98	-4.65	
5670	134	AVG	17.49	15.95	23.98	-6.49	
5710	142	AVG	19.50	19.27	23.98	-4.48	
5755	151	AVG	19.46	19.50	30.00	-10.54	
5795	159	AVG	19.49	19.50	30.00	-10.51	

Table 7-48. FCC Antenna 3b 40MHz BW (UNII) Maximum Conducted Output Power (Mid Data Rate)

5GHz (40MHz Bandwidth)	Freq [MHz]	Channel	Detector	Conducted Power [dBm]		Conducted Power Limit [dBm]	Conducted Power Margin [dB]
				802.11n	802.11ax		
	5190	38	AVG	14.00	13.97	23.98	-9.98
5230	46	AVG	19.34	19.30	23.98	-4.64	
5270	54	AVG	19.32	19.50	23.98	-4.66	
5310	62	AVG	14.35	13.85	23.98	-9.63	
5510	102	AVG	12.36	12.38	23.98	-11.62	
5550	110	AVG	18.00	17.80	23.98	-5.98	
5590	118	AVG	19.42	19.50	23.98	-4.56	
5630	126	AVG	18.98	18.86	23.98	-5.00	
5670	134	AVG	15.33	14.93	23.98	-8.65	
5710	142	AVG	19.50	19.35	23.98	-4.48	
5755	151	AVG	19.46	19.44	30.00	-10.54	
5795	159	AVG	19.46	19.45	30.00	-10.54	

Table 7-49. FCC Antenna 3b 40MHz BW (UNII) Maximum Conducted Output Power (High Data Rate)

5GHz (80MHz Bandwidth)	Freq [MHz]	Channel	Detector	Conducted Power [dBm]		Conducted Power Limit [dBm]	Conducted Power Margin [dB]
				802.11ac	802.11ax		
	5210	42	AVG	15.11	14.84	23.98	-8.87
5290	58	AVG	15.35	15.41	23.98	-8.63	
5530	106	AVG	15.93	14.50	23.98	-8.05	
5610	122	AVG	19.50	18.50	23.98	-4.48	
5690	138	AVG	19.45	19.50	23.98	-4.53	
5775	155	AVG	17.95	17.87	30.00	-12.05	

Table 7-50. FCC Antenna 3b 80MHz BW (UNII) Maximum Conducted Output Power (Low Data Rate)

FCC ID: BCGA2899 IC: 579C-A2899		MEASUREMENT REPORT (CERTIFICATION)		Approved by: Technical Manager
Test Report S/N: 1C2311270066-24-R1.BCG	Test Dates: 11/29/2023 - 1/19/2024	EUT Type: Tablet Device		Page 88 of 594

5GHz (80MHz Bandwidth)	Freq [MHz]	Channel	Detector	Conducted Power [dBm]		Conducted Power Limit [dBm]	Conducted Power Margin [dB]
				802.11ac	802.11ax		
				5210	42		
5290	58	AVG	14.42	14.43	23.98	-9.56	
5530	106	AVG	14.39	14.00	23.98	-9.59	
5610	122	AVG	17.90	17.48	23.98	-6.08	
5690	138	AVG	19.45	19.49	23.98	-4.53	
5775	155	AVG	17.37	16.82	30.00	-12.63	

Table 7-51. FCC Antenna 3b 80MHz BW (UNII) Maximum Conducted Output Power (Mid Data Rate)

5GHz (80MHz Bandwidth)	Freq [MHz]	Channel	Detector	Conducted Power [dBm]		Conducted Power Limit [dBm]	Conducted Power Margin [dB]
				802.11ac	802.11ax		
				5210	42		
5290	58	AVG	13.75	13.61	23.98	-10.23	
5530	106	AVG	12.39	12.31	23.98	-11.59	
5610	122	AVG	17.44	16.46	23.98	-6.54	
5690	138	AVG	19.50	19.50	23.98	-4.48	
5775	155	AVG	16.68	16.66	30.00	-13.32	

Table 7-52. FCC Antenna 3b 80MHz BW (UNII) Maximum Conducted Output Power (High Data Rate)

5GHz (160MHz Bandwidth)	Freq [MHz]	Channel	Detector	Conducted Power [dBm]		Conducted Power Limit [dBm]	Conducted Power Margin [dB]
				802.11ac	802.11ax		
				5250	50		
5570	114	AVG	13.49	13.25	30.00	-16.51	

Table 7-53. FCC Antenna 3b 160MHz BW (UNII) Maximum Conducted Output Power (Low Data Rate)

5GHz (160MHz Bandwidth)	Freq [MHz]	Channel	Detector	Conducted Power [dBm]		Conducted Power Limit [dBm]	Conducted Power Margin [dB]
				802.11ac	802.11ax		
				5250	50		
5570	114	AVG	13.00	12.86	30.00	-17.00	

Table 7-54. FCC Antenna 3b 160MHz BW (UNII) Maximum Conducted Output Power (Mid Data Rate)

5GHz (160MHz Bandwidth)	Freq [MHz]	Channel	Detector	Conducted Power [dBm]		Conducted Power Limit [dBm]	Conducted Power Margin [dB]
				802.11ac	802.11ax		
				5250	50		
5570	114	AVG	11.80	11.38	30.00	-18.21	

Table 7-55. FCC Antenna 3b 160MHz BW (UNII) Maximum Conducted Output Power (High Data Rate)

FCC ID: BCGA2899 IC: 579C-A2899		MEASUREMENT REPORT (CERTIFICATION)		Approved by: Technical Manager
Test Report S/N: 1C2311270066-24-R1.BCG	Test Dates: 11/29/2023 - 1/19/2024	EUT Type: Tablet Device		Page 89 of 594

7.4.4 ISED Antenna 3b Conducted Output Power Measurements

5GHz (20MHz Bandwidth)	Freq [MHz]	Channel	Detector	Conducted Power [dBm]			Conducted Power Limit [dBm]	Conducted Power Margin [dB]	Ant. Gain [dBi]	Max e.i.r.p. [dBm]	Max e.i.r.p. Limit [dBm]	e.i.r.p. Margin [dB]
				802.11a	802.11n	802.11ax						
				5180	36	AVG						
5200	40	AVG	19.43	19.30	19.47	-	-	-1.30	18.13	23.01	-4.88	
5240	48	AVG	19.50	19.42	19.50	-	-	-1.30	18.20	23.01	-4.81	
5260	52	AVG	19.50	19.37	19.50	23.98	-4.48	-0.30	19.20	30.00	-10.80	
5300	60	AVG	19.50	19.29	19.50	23.98	-4.48	-0.30	19.20	30.00	-10.80	
5320	64	AVG	18.50	18.50	17.11	23.98	-5.48	-0.30	18.20	30.00	-11.80	
5500	100	AVG	17.50	17.46	17.50	23.98	-6.48	0.90	18.40	30.00	-11.60	
5520	104	AVG	19.35	19.44	18.25	23.98	-4.54	0.90	20.34	30.00	-9.66	
5540	108	AVG	19.43	19.39	19.50	23.98	-4.55	0.90	20.33	30.00	-9.67	
5580	116	AVG	19.46	19.44	19.32	23.98	-4.52	0.90	20.36	30.00	-9.64	
5660	132	AVG	19.50	19.50	19.32	23.98	-4.48	0.90	20.40	30.00	-9.60	
5680	136	AVG	18.50	18.50	18.50	23.98	-5.48	0.90	19.40	30.00	-10.60	
5700	140	AVG	16.50	16.43	15.50	23.98	-7.48	0.90	17.40	30.00	-12.60	
5720	144	AVG	19.45	19.50	19.31	23.98	-4.48	0.90	20.40	30.00	-9.60	
5745	149	AVG	19.45	19.40	19.50	30.00	-10.55	0.90	20.35	-	-	
5785	157	AVG	19.50	19.33	19.50	30.00	-10.50	0.90	20.40	-	-	
5825	165	AVG	19.47	19.27	19.26	30.00	-10.53	0.90	20.37	-	-	

Table 7-56. ISED Antenna 3b 20MHz BW (UNII) Maximum Conducted Output Power and Max EIRP (Low Data Rate)

5GHz (20MHz Bandwidth)	Freq [MHz]	Channel	Detector	Conducted Power [dBm]			Conducted Power Limit [dBm]	Conducted Power Margin [dB]	Ant. Gain [dBi]	Max e.i.r.p. [dBm]	Max e.i.r.p. Limit [dBm]	e.i.r.p. Margin [dB]
				802.11a	802.11n	802.11ax						
				5180	36	AVG						
5200	40	AVG	19.50	19.46	19.49	-	-	-1.30	18.20	23.01	-4.81	
5240	48	AVG	19.43	19.48	19.46	-	-	-1.30	18.18	23.01	-4.84	
5260	52	AVG	19.48	19.40	19.38	23.98	-4.50	-0.30	19.18	30.00	-10.83	
5300	60	AVG	19.50	19.32	19.50	23.98	-4.48	-0.30	19.20	30.00	-10.80	
5320	64	AVG	17.50	17.33	16.50	23.98	-6.48	-0.30	17.20	30.00	-12.80	
5500	100	AVG	16.00	16.25	15.97	23.98	-7.73	0.90	17.15	30.00	-12.85	
5520	104	AVG	18.90	19.00	18.00	23.98	-4.98	0.90	19.90	30.00	-10.10	
5540	108	AVG	19.46	19.35	19.39	23.98	-4.52	0.90	20.36	30.00	-9.65	
5580	116	AVG	19.44	19.50	19.28	23.98	-4.48	0.90	20.40	30.00	-9.60	
5660	132	AVG	19.48	19.40	19.50	23.98	-4.50	0.90	20.38	30.00	-9.62	
5680	136	AVG	18.50	18.50	18.26	23.98	-5.48	0.90	19.40	30.00	-10.60	
5700	140	AVG	15.32	15.50	14.35	23.98	-8.48	0.90	16.40	30.00	-13.60	
5720	144	AVG	19.36	19.31	19.41	23.98	-4.62	0.90	20.26	30.00	-9.74	
5745	149	AVG	19.42	19.50	19.50	30.00	-10.50	0.90	20.40	-	-	
5785	157	AVG	19.18	19.50	19.17	30.00	-10.50	0.90	20.40	-	-	
5825	165	AVG	19.33	19.38	19.31	30.00	-10.62	0.90	20.28	-	-	

Table 7-57. ISED Antenna 3b 20MHz BW (UNII) Maximum Conducted Output Power and Max EIRP (Mid Data Rate)

5GHz (20MHz Bandwidth)	Freq [MHz]	Channel	Detector	Conducted Power [dBm]			Conducted Power Limit [dBm]	Conducted Power Margin [dB]	Ant. Gain [dBi]	Max e.i.r.p. [dBm]	Max e.i.r.p. Limit [dBm]	e.i.r.p. Margin [dB]
				802.11a	802.11n	802.11ax						
				5180	36	AVG						
5200	40	AVG	19.50	19.39	19.50	-	-	-1.30	18.20	23.01	-4.81	
5240	48	AVG	19.50	19.36	19.50	-	-	-1.30	18.20	23.01	-4.81	
5260	52	AVG	19.49	19.37	19.50	23.98	-4.49	-0.30	19.19	30.00	-10.81	
5300	60	AVG	19.50	19.37	19.40	23.98	-4.48	-0.30	19.20	30.00	-10.80	
5320	64	AVG	16.48	16.50	15.80	23.98	-7.48	-0.30	16.20	30.00	-13.80	
5500	100	AVG	14.50	14.33	14.36	23.98	-9.48	0.90	15.40	30.00	-14.60	
5520	104	AVG	17.91	17.99	17.90	23.98	-5.99	0.90	18.89	30.00	-11.11	
5540	108	AVG	19.39	19.34	19.46	23.98	-4.59	0.90	20.29	30.00	-9.71	
5580	116	AVG	19.41	19.38	19.50	23.98	-4.57	0.90	20.31	30.00	-9.69	
5660	132	AVG	19.43	19.50	19.26	23.98	-4.48	0.90	20.40	30.00	-9.60	
5680	136	AVG	18.00	17.90	17.43	23.98	-5.98	0.90	18.90	30.00	-11.10	
5700	140	AVG	12.87	12.91	12.84	23.98	-11.07	0.90	13.81	30.00	-16.19	
5720	144	AVG	19.41	19.31	19.34	23.98	-4.57	0.90	20.31	30.00	-9.69	
5745	149	AVG	19.44	19.50	19.35	30.00	-10.50	0.90	20.40	-	-	
5785	157	AVG	19.48	19.29	19.46	30.00	-10.52	0.90	20.38	-	-	
5825	165	AVG	19.45	19.50	19.43	30.00	-10.50	0.90	20.40	-	-	

Table 7-58. ISED Antenna 3b 20MHz BW (UNII) Maximum Conducted Output Power and Max EIRP (High Data Rate)

FCC ID: BCGA2899 IC: 579C-A2899		MEASUREMENT REPORT (CERTIFICATION)		Approved by: Technical Manager
Test Report S/N: 1C2311270066-24-R1.BCG	Test Dates: 11/29/2023 - 1/19/2024	EUT Type: Tablet Device	Page 90 of 594	

5GHz (40MHz Bandwidth)	Freq [MHz]	Channel	Detector	Conducted Power [dBm]		Conducted Power Limit [dBm]	Conducted Power Margin [dB]	Ant. Gain [dBi]	Max e.i.r.p. [dBm]	Max e.i.r.p. Limit [dBm]	e.i.r.p. Margin [dB]
				802.11n	802.11ax						
				5190	38						
5230	46	AVG	19.42	19.48	-	-	-1.30	18.12	23.01	-4.89	
5270	54	AVG	19.50	19.49	23.98	-4.48	-0.30	19.20	30.00	-10.80	
5310	62	AVG	16.34	15.50	23.98	-7.64	-0.30	16.04	30.00	-13.96	
5510	102	AVG	16.00	15.87	23.98	-7.98	0.90	16.90	30.00	-13.10	
5550	110	AVG	18.89	18.93	23.98	-5.09	0.90	19.79	30.00	-10.21	
5670	134	AVG	17.77	17.00	23.98	-6.21	0.90	18.67	30.00	-11.33	
5710	142	AVG	19.50	19.50	23.98	-4.48	0.90	20.40	30.00	-9.60	
5755	151	AVG	19.44	19.50	30.00	-10.56	0.90	20.34	-	-	
5795	159	AVG	19.47	19.50	30.00	-10.53	0.90	20.37	-	-	

Table 7-59. ISED Antenna 3b 40MHz BW (UNII) Maximum Conducted Output Power and Max EIRP (Low Data Rate)

5GHz (40MHz Bandwidth)	Freq [MHz]	Channel	Detector	Conducted Power [dBm]		Conducted Power Limit [dBm]	Conducted Power Margin [dB]	Ant. Gain [dBi]	Max e.i.r.p. [dBm]	Max e.i.r.p. Limit [dBm]	e.i.r.p. Margin [dB]
				802.11n	802.11ax						
				5190	38						
5230	46	AVG	19.50	19.50	-	-	-1.30	18.20	23.01	-4.81	
5270	54	AVG	19.50	19.47	23.98	-4.48	-0.30	19.20	30.00	-10.80	
5310	62	AVG	15.35	14.44	23.98	-8.63	-0.30	15.05	30.00	-14.95	
5510	102	AVG	14.63	14.72	23.98	-9.35	0.90	15.53	30.00	-14.47	
5550	110	AVG	18.90	18.41	23.98	-5.08	0.90	19.80	30.00	-10.20	
5670	134	AVG	17.49	15.95	23.98	-6.49	0.90	18.39	30.00	-11.61	
5710	142	AVG	19.50	19.27	23.98	-4.48	0.90	20.40	30.00	-9.60	
5755	151	AVG	19.46	19.50	30.00	-10.54	0.90	20.36	-	-	
5795	159	AVG	19.49	19.50	30.00	-10.51	0.90	20.39	-	-	

Table 7-60. ISED Antenna 3b 40MHz BW (UNII) Maximum Conducted Output Power and Max EIRP (Mid Data Rate)

5GHz (40MHz Bandwidth)	Freq [MHz]	Channel	Detector	Conducted Power [dBm]		Conducted Power Limit [dBm]	Conducted Power Margin [dB]	Ant. Gain [dBi]	Max e.i.r.p. [dBm]	Max e.i.r.p. Limit [dBm]	e.i.r.p. Margin [dB]
				802.11n	802.11ax						
				5190	38						
5230	46	AVG	19.34	19.45	-	-	-1.30	18.04	23.01	-4.97	
5270	54	AVG	19.32	19.50	23.98	-4.66	-0.30	19.02	30.00	-10.98	
5310	62	AVG	14.35	13.85	23.98	-9.63	-0.30	14.05	30.00	-15.95	
5510	102	AVG	12.36	12.38	23.98	-11.62	0.90	13.26	30.00	-16.74	
5550	110	AVG	18.00	17.80	23.98	-5.98	0.90	18.90	30.00	-11.10	
5670	134	AVG	15.33	14.93	23.98	-8.65	0.90	16.23	30.00	-13.77	
5710	142	AVG	19.50	19.35	23.98	-4.48	0.90	20.40	30.00	-9.60	
5755	151	AVG	19.46	19.44	30.00	-10.54	0.90	20.36	-	-	
5795	159	AVG	19.46	19.45	30.00	-10.54	0.90	20.36	-	-	

Table 7-61. ISED Antenna 3b 40MHz BW (UNII) Maximum Conducted Output Power and Max EIRP (High Data Rate)

5GHz (80MHz Bandwidth)	Freq [MHz]	Channel	Detector	Conducted Power [dBm]		Conducted Power Limit [dBm]	Conducted Power Margin [dB]	Ant. Gain [dBi]	Max e.i.r.p. [dBm]	Max e.i.r.p. Limit [dBm]	e.i.r.p. Margin [dB]
				802.11ac	802.11ax						
				5210	42						
5290	58	AVG	15.35	15.41	23.98	-8.63	-0.30	15.05	30.00	-14.95	
5530	106	AVG	15.93	14.50	23.98	-8.05	0.90	16.83	30.00	-13.17	
5690	138	AVG	19.45	19.50	23.98	-4.53	0.90	20.35	30.00	-9.65	
5775	155	AVG	17.95	17.87	30.00	-12.05	0.90	18.85	-	-	

Table 7-62. ISED Antenna 3b 80MHz BW (UNII) Maximum Conducted Output Power and Max EIRP (Low Data Rate)

5GHz (80MHz Bandwidth)	Freq [MHz]	Channel	Detector	Conducted Power [dBm]		Conducted Power Limit [dBm]	Conducted Power Margin [dB]	Ant. Gain [dBi]	Max e.i.r.p. [dBm]	Max e.i.r.p. Limit [dBm]	e.i.r.p. Margin [dB]
				802.11ac	802.11ax						
				5210	42						
5290	58	AVG	14.42	14.43	23.98	-9.56	-0.30	14.12	30.00	-15.88	
5530	106	AVG	14.39	14.00	23.98	-9.59	0.90	15.29	30.00	-14.71	
5690	138	AVG	19.45	19.49	23.98	-4.53	0.90	20.35	30.00	-9.65	
5775	155	AVG	17.37	16.82	30.00	-12.63	0.90	18.27	-	-	

Table 7-63. ISED Antenna 3b 80MHz BW (UNII) Maximum Conducted Output Power and Max EIRP (Mid Data Rate)

FCC ID: BCGA2899 IC: 579C-A2899		MEASUREMENT REPORT (CERTIFICATION)		Approved by: Technical Manager
Test Report S/N: 1C2311270066-24-R1.BCG	Test Dates: 11/29/2023 - 1/19/2024	EUT Type: Tablet Device		Page 91 of 594

5GHz (80MHz Bandwidth)	Freq [MHz]	Channel	Detector	Conducted Power [dBm]		Conducted Power Limit [dBm]	Conducted Power Margin [dB]	Ant. Gain [dBi]	Max e.i.r.p. [dBm]	Max e.i.r.p. Limit [dBm]	e.i.r.p. Margin [dB]
				802.11ac	802.11ax						
				5210	42						
5290	58	AVG	13.75	13.61	23.98	-10.23	-0.30	13.45	30.00	-16.55	
5530	106	AVG	12.39	12.31	23.98	-11.59	0.90	13.29	30.00	-16.71	
5690	138	AVG	19.50	19.50	23.98	-4.48	0.90	20.40	30.00	-9.60	
5775	155	AVG	16.68	16.66	30.00	-13.32	0.90	17.58	-	-	

Table 7-64. ISED Antenna 3b 80MHz BW (UNII) Maximum Conducted Output Power and Max EIRP (High Data Rate)

5GHz (160MHz Bandwidth)	Freq [MHz]	Channel	Detector	Conducted Power [dBm]		Conducted Power Limit [dBm]	Conducted Power Margin [dB]	Ant. Gain [dBi]	Max e.i.r.p. [dBm]	Max e.i.r.p. Limit [dBm]	e.i.r.p. Margin [dB]
				802.11ac	802.11ax						
				5250	50						

Table 7-65. ISED Antenna 3b 160MHz BW (UNII) Maximum Conducted Output Power and Max EIRP (Low Data Rate)

5GHz (160MHz Bandwidth)	Freq [MHz]	Channel	Detector	Conducted Power [dBm]		Conducted Power Limit [dBm]	Conducted Power Margin [dB]	Ant. Gain [dBi]	Max e.i.r.p. [dBm]	Max e.i.r.p. Limit [dBm]	e.i.r.p. Margin [dB]
				802.11ac	802.11ax						
				5250	50						

Table 7-66. ISED Antenna 3b 160MHz BW (UNII) Maximum Conducted Output Power and Max EIRP (Mid Data Rate)

5GHz (160MHz Bandwidth)	Freq [MHz]	Channel	Detector	Conducted Power [dBm]		Conducted Power Limit [dBm]	Conducted Power Margin [dB]	Ant. Gain [dBi]	Max e.i.r.p. [dBm]	Max e.i.r.p. Limit [dBm]	e.i.r.p. Margin [dB]
				802.11ac	802.11ax						
				5250	50						

Table 7-67. ISED Antenna 3b 160MHz BW (UNII) Maximum Conducted Output Power and Max EIRP (High Data Rate)

FCC ID: BCGA2899 IC: 579C-A2899		MEASUREMENT REPORT (CERTIFICATION)	Approved by: Technical Manager
Test Report S/N: 1C2311270066-24-R1.BCG	Test Dates: 11/29/2023 - 1/19/2024	EUT Type: Tablet Device	Page 92 of 594

7.4.5 FCC Antenna 1b Conducted Output Power Measurements

5GHz (20MHz Bandwidth)	Freq [MHz]	Channel	Detector	Conducted Power [dBm]			Conducted Power Limit [dBm]	Conducted Power Margin [dB]
				802.11a	802.11n	802.11ax		
	5180	36	AVG	16.50	16.28	15.50	23.98	-7.48
5200	40	AVG	17.75	17.75	17.56	23.98	-6.23	
5240	48	AVG	17.57	17.75	17.56	23.98	-6.23	
5260	52	AVG	17.75	17.75	17.75	23.98	-6.23	
5300	60	AVG	17.48	17.70	17.52	23.98	-6.28	
5320	64	AVG	16.75	16.69	15.44	23.98	-7.23	
5500	100	AVG	15.75	15.75	15.70	23.98	-8.23	
5520	104	AVG	17.63	17.55	16.46	23.98	-6.35	
5540	108	AVG	17.71	17.69	17.75	23.98	-6.27	
5580	116	AVG	17.68	17.68	17.58	23.98	-6.30	
5660	132	AVG	17.65	17.72	17.58	23.98	-6.26	
5680	136	AVG	16.70	16.75	16.68	23.98	-7.23	
5700	140	AVG	14.50	14.69	13.53	23.98	-9.29	
5720	144	AVG	17.59	17.65	17.62	23.98	-6.33	
5745	149	AVG	17.65	17.66	17.75	30.00	-12.34	
5785	157	AVG	17.58	17.75	17.58	30.00	-12.25	
5825	165	AVG	17.72	17.75	17.72	30.00	-12.25	

Table 7-68. FCC Antenna 1b 20MHz BW (UNII) Maximum Conducted Output Power (Low Data Rate)

5GHz (20MHz Bandwidth)	Freq [MHz]	Channel	Detector	Conducted Power [dBm]			Conducted Power Limit [dBm]	Conducted Power Margin [dB]
				802.11a	802.11n	802.11ax		
	5180	36	AVG	15.25	15.07	14.75	23.98	-8.73
5200	40	AVG	17.57	17.73	17.63	23.98	-6.25	
5240	48	AVG	17.52	17.75	17.62	23.98	-6.23	
5260	52	AVG	17.61	17.63	17.54	23.98	-6.35	
5300	60	AVG	17.65	17.75	17.58	23.98	-6.23	
5320	64	AVG	15.64	15.56	14.67	23.98	-8.34	
5500	100	AVG	14.39	14.29	14.18	23.98	-9.59	
5520	104	AVG	17.24	17.11	16.22	23.98	-6.74	
5540	108	AVG	17.75	17.47	17.70	23.98	-6.23	
5580	116	AVG	17.73	17.75	17.57	23.98	-6.23	
5660	132	AVG	17.75	17.74	17.62	23.98	-6.23	
5680	136	AVG	16.75	16.58	16.75	23.98	-7.23	
5700	140	AVG	13.56	13.75	12.75	23.98	-10.23	
5720	144	AVG	17.75	17.66	17.71	23.98	-6.23	
5745	149	AVG	17.75	17.75	17.73	30.00	-12.25	
5785	157	AVG	17.75	17.75	17.65	30.00	-12.25	
5825	165	AVG	17.72	17.52	17.59	30.00	-12.28	

Table 7-69. FCC Antenna 1b 20MHz BW (UNII) Maximum Conducted Output Power (Mid Data Rate)

FCC ID: BCGA2899 IC: 579C-A2899		MEASUREMENT REPORT (CERTIFICATION)	Approved by: Technical Manager
Test Report S/N: 1C2311270066-24-R1.BCG	Test Dates: 11/29/2023 - 1/19/2024	EUT Type: Tablet Device	Page 93 of 594

5GHz (20MHz Bandwidth)	Freq [MHz]	Channel	Detector	Conducted Power [dBm]			Conducted Power Limit [dBm]	Conducted Power Margin [dB]
				802.11a	802.11n	802.11ax		
	5180	36	AVG	14.26	14.50	14.19	23.98	-9.48
5200	40	AVG	17.53	17.75	17.75	23.98	-6.23	
5240	48	AVG	17.75	17.75	17.75	23.98	-6.23	
5260	52	AVG	17.75	17.75	17.64	23.98	-6.23	
5300	60	AVG	17.57	17.59	17.73	23.98	-6.39	
5320	64	AVG	14.74	14.55	14.18	23.98	-9.24	
5500	100	AVG	12.72	12.61	12.74	23.98	-11.26	
5520	104	AVG	16.25	16.07	16.12	23.98	-7.73	
5540	108	AVG	17.68	17.58	17.75	23.98	-6.30	
5580	116	AVG	17.65	17.63	17.55	23.98	-6.33	
5660	132	AVG	17.75	17.75	17.75	23.98	-6.23	
5680	136	AVG	16.25	16.09	15.50	23.98	-7.73	
5700	140	AVG	11.10	11.25	11.25	23.98	-12.73	
5720	144	AVG	17.75	17.51	17.52	23.98	-6.23	
5745	149	AVG	17.75	17.58	17.70	30.00	-12.25	
5785	157	AVG	17.70	17.75	17.75	30.00	-12.25	
5825	165	AVG	17.64	17.75	17.57	30.00	-12.25	

Table 7-70. FCC Antenna 1b 20MHz BW (UNII) Maximum Conducted Output Power (High Data Rate)

5GHz (40MHz Bandwidth)	Freq [MHz]	Channel	Detector	Conducted Power [dBm]		Conducted Power Limit [dBm]	Conducted Power Margin [dB]
				802.11n	802.11ax		
	5190	38	AVG	14.50	13.59	23.98	-9.48
5230	46	AVG	17.64	17.66	23.98	-6.34	
5270	54	AVG	17.60	17.66	23.98	-6.38	
5310	62	AVG	14.75	13.60	23.98	-9.23	
5510	102	AVG	14.12	14.12	23.98	-9.86	
5550	110	AVG	17.25	17.04	23.98	-6.73	
5590	118	AVG	17.73	17.75	23.98	-6.25	
5630	126	AVG	17.65	17.52	23.98	-6.33	
5670	134	AVG	16.25	15.16	23.98	-7.73	
5710	142	AVG	17.61	17.69	23.98	-6.37	
5755	151	AVG	17.75	17.75	30.00	-12.25	
5795	159	AVG	17.61	17.68	30.00	-12.39	

Table 7-71. FCC Antenna 1b 40MHz BW (UNII) Maximum Conducted Output Power (Low Data Rate)

FCC ID: BCGA2899 IC: 579C-A2899		MEASUREMENT REPORT (CERTIFICATION)	Approved by: Technical Manager
Test Report S/N: 1C2311270066-24-R1.BCG	Test Dates: 11/29/2023 - 1/19/2024	EUT Type: Tablet Device	Page 94 of 594

5GHz (40MHz Bandwidth)	Freq [MHz]	Channel	Detector	Conducted Power [dBm]		Conducted Power Limit [dBm]	Conducted Power Margin [dB]
				802.11n	802.11ax		
				5190	38		
5230	46	AVG	17.75	17.55	23.98	-6.23	
5270	54	AVG	17.59	17.71	23.98	-6.39	
5310	62	AVG	13.75	12.75	23.98	-10.23	
5510	102	AVG	12.79	12.76	23.98	-11.19	
5550	110	AVG	17.25	16.70	23.98	-6.73	
5590	118	AVG	17.65	17.57	23.98	-6.33	
5630	126	AVG	17.65	17.64	23.98	-6.33	
5670	134	AVG	15.75	14.25	23.98	-8.23	
5710	142	AVG	17.66	17.75	23.98	-6.32	
5755	151	AVG	17.75	17.75	30.00	-12.25	
5795	159	AVG	17.64	17.75	30.00	-12.37	

Table 7-72. FCC Antenna 1b 40MHz BW (UNII) Maximum Conducted Output Power (Mid Data Rate)

5GHz (40MHz Bandwidth)	Freq [MHz]	Channel	Detector	Conducted Power [dBm]		Conducted Power Limit [dBm]	Conducted Power Margin [dB]
				802.11n	802.11ax		
				5190	38		
5230	46	AVG	17.53	17.62	23.98	-6.45	
5270	54	AVG	17.75	17.57	23.98	-6.23	
5310	62	AVG	12.75	12.23	23.98	-11.23	
5510	102	AVG	10.50	10.75	23.98	-13.48	
5550	110	AVG	16.25	16.01	23.98	-7.73	
5590	118	AVG	17.64	17.51	23.98	-6.34	
5630	126	AVG	17.25	17.16	23.98	-6.73	
5670	134	AVG	13.75	13.22	23.98	-10.23	
5710	142	AVG	17.53	17.71	23.98	-6.45	
5755	151	AVG	17.51	17.75	30.00	-12.49	
5795	159	AVG	17.65	17.65	30.00	-12.35	

Table 7-73. FCC Antenna 1b 40MHz BW (UNII) Maximum Conducted Output Power (High Data Rate)

5GHz (80MHz Bandwidth)	Freq [MHz]	Channel	Detector	Conducted Power [dBm]		Conducted Power Limit [dBm]	Conducted Power Margin [dB]
				802.11ac	802.11ax		
				5210	42		
5290	58	AVG	13.75	13.51	23.98	-10.23	
5530	106	AVG	14.18	12.64	23.98	-9.80	
5610	122	AVG	17.72	16.75	23.98	-6.26	
5690	138	AVG	17.70	17.59	23.98	-6.28	
5775	155	AVG	16.20	16.00	30.00	-13.80	

Table 7-74. FCC Antenna 1b 80MHz BW (UNII) Maximum Conducted Output Power (Low Data Rate)

FCC ID: BCGA2899 IC: 579C-A2899		MEASUREMENT REPORT (CERTIFICATION)		Approved by: Technical Manager
Test Report S/N: 1C2311270066-24-R1.BCG	Test Dates: 11/29/2023 - 1/19/2024	EUT Type: Tablet Device		Page 95 of 594

5GHz (80MHz Bandwidth)	Freq [MHz]	Channel	Detector	Conducted Power [dBm]		Conducted Power Limit [dBm]	Conducted Power Margin [dB]
				802.11ac	802.11ax		
				5210	42		
5290	58	AVG	12.75	12.60	23.98	-11.23	
5530	106	AVG	12.54	12.20	23.98	-11.44	
5610	122	AVG	16.18	15.56	23.98	-7.80	
5690	138	AVG	17.63	17.68	23.98	-6.35	
5775	155	AVG	15.75	15.02	30.00	-14.25	

Table 7-75. FCC Antenna 1b 80MHz BW (UNII) Maximum Conducted Output Power (Mid Data Rate)

5GHz (80MHz Bandwidth)	Freq [MHz]	Channel	Detector	Conducted Power [dBm]		Conducted Power Limit [dBm]	Conducted Power Margin [dB]
				802.11ac	802.11ax		
				5210	42		
5290	58	AVG	12.00	11.96	23.98	-11.98	
5530	106	AVG	10.54	10.73	23.98	-13.44	
5610	122	AVG	15.52	14.59	23.98	-8.46	
5690	138	AVG	17.67	17.62	23.98	-6.31	
5775	155	AVG	14.91	14.87	30.00	-15.09	

Table 7-76. FCC Antenna 1b 80MHz BW (UNII) Maximum Conducted Output Power (High Data Rate)

5GHz (160MHz Bandwidth)	Freq [MHz]	Channel	Detector	Conducted Power [dBm]		Conducted Power Limit [dBm]	Conducted Power Margin [dB]
				802.11ac	802.11ax		
				5250	50		
5570	114	AVG	11.61	11.70	30.00	-18.39	

Table 7-77. FCC Antenna 1b 160MHz BW (UNII) Maximum Conducted Output Power (Low Data Rate)

5GHz (160MHz Bandwidth)	Freq [MHz]	Channel	Detector	Conducted Power [dBm]		Conducted Power Limit [dBm]	Conducted Power Margin [dB]
				802.11ac	802.11ax		
				5250	50		
5570	114	AVG	11.15	11.25	30.00	-18.85	

Table 7-78. FCC Antenna 1b 160MHz BW (UNII) Maximum Conducted Output Power (Mid Data Rate)

5GHz (160MHz Bandwidth)	Freq [MHz]	Channel	Detector	Conducted Power [dBm]		Conducted Power Limit [dBm]	Conducted Power Margin [dB]
				802.11ac	802.11ax		
				5250	50		
5570	114	AVG	10.03	9.75	30.00	-19.97	

Table 7-79. FCC Antenna 1b 160MHz BW (UNII) Maximum Conducted Output Power (High Data Rate)

FCC ID: BCGA2899 IC: 579C-A2899		MEASUREMENT REPORT (CERTIFICATION)	Approved by: Technical Manager
Test Report S/N: 1C2311270066-24-R1.BCG	Test Dates: 11/29/2023 - 1/19/2024	EUT Type: Tablet Device	Page 96 of 594

7.4.6 ISED Antenna 1b Conducted Output Power Measurements

5GHz (20MHz Bandwidth)	Freq [MHz]	Channel	Detector	Conducted Power [dBm]			Conducted Power Limit [dBm]	Conducted Power Margin [dB]	Ant. Gain [dBi]	Max e.i.r.p. [dBm]	Max e.i.r.p. Limit [dBm]	e.i.r.p. Margin [dB]
				802.11a	802.11n	802.11ax						
				5180	36	AVG						
5200	40	AVG	17.75	17.75	17.54	-	-	-1.00	16.75	23.01	-6.26	
5240	48	AVG	17.75	17.75	17.57	-	-	-1.00	16.75	23.01	-6.26	
5260	52	AVG	17.75	17.75	17.75	23.98	-6.23	-1.50	16.25	30.00	-13.75	
5300	60	AVG	17.48	17.70	17.52	23.98	-6.28	-1.50	16.20	30.00	-13.80	
5320	64	AVG	16.75	16.69	15.44	23.98	-7.23	-1.50	15.25	30.00	-14.75	
5500	100	AVG	15.75	15.75	15.70	23.98	-8.23	-0.80	14.95	30.00	-15.05	
5520	104	AVG	17.63	17.55	16.46	23.98	-6.35	-0.80	16.83	30.00	-13.17	
5540	108	AVG	17.62	17.74	17.75	23.98	-6.24	-0.80	16.94	30.00	-13.06	
5580	116	AVG	17.69	17.68	17.58	23.98	-6.29	-0.80	16.89	30.00	-13.11	
5660	132	AVG	17.65	17.72	17.58	23.98	-6.26	-0.80	16.92	30.00	-13.08	
5680	136	AVG	16.70	16.75	16.68	23.98	-7.23	-0.80	15.95	30.00	-14.05	
5700	140	AVG	14.50	14.69	13.53	23.98	-9.29	-0.80	13.89	30.00	-16.11	
5720	144	AVG	17.59	17.65	17.62	23.98	-6.33	-0.80	16.85	30.00	-13.15	
5745	149	AVG	17.65	17.66	17.75	30.00	-12.34	0.10	17.76	-	-	
5785	157	AVG	17.58	17.75	17.58	30.00	-12.25	0.10	17.85	-	-	
5825	165	AVG	17.72	17.75	17.72	30.00	-12.25	0.10	17.85	-	-	

Table 7-80. ISED Antenna 1b 20MHz BW (UNII) Maximum Conducted Output Power and Max EIRP (Low Data Rate)

5GHz (20MHz Bandwidth)	Freq [MHz]	Channel	Detector	Conducted Power [dBm]			Conducted Power Limit [dBm]	Conducted Power Margin [dB]	Ant. Gain [dBi]	Max e.i.r.p. [dBm]	Max e.i.r.p. Limit [dBm]	e.i.r.p. Margin [dB]
				802.11a	802.11n	802.11ax						
				5180	36	AVG						
5200	40	AVG	17.60	17.75	17.52	-	-	-1.00	16.75	23.01	-6.26	
5240	48	AVG	17.58	17.75	17.52	-	-	-1.00	16.75	23.01	-6.26	
5260	52	AVG	17.61	17.63	17.54	23.98	-6.35	-1.50	16.13	30.00	-13.88	
5300	60	AVG	17.65	17.75	17.58	23.98	-6.23	-1.50	16.25	30.00	-13.75	
5320	64	AVG	15.64	15.56	14.67	23.98	-8.34	-1.50	14.14	30.00	-15.86	
5500	100	AVG	14.39	14.29	14.18	23.98	-9.59	-0.80	13.59	30.00	-16.41	
5520	104	AVG	17.24	17.11	16.22	23.98	-6.74	-0.80	16.44	30.00	-13.57	
5540	108	AVG	17.75	17.47	17.70	23.98	-6.23	-0.80	16.95	30.00	-13.05	
5580	116	AVG	17.66	17.75	17.57	23.98	-6.23	-0.80	16.95	30.00	-13.05	
5660	132	AVG	17.75	17.74	17.62	23.98	-6.23	-0.80	16.95	30.00	-13.05	
5680	136	AVG	16.75	16.58	16.75	23.98	-7.23	-0.80	15.95	30.00	-14.05	
5700	140	AVG	13.56	13.75	12.75	23.98	-10.23	-0.80	12.95	30.00	-17.05	
5720	144	AVG	17.75	17.66	17.71	23.98	-6.23	-0.80	16.95	30.00	-13.05	
5745	149	AVG	17.75	17.75	17.73	30.00	-12.25	0.10	17.85	-	-	
5785	157	AVG	17.75	17.75	17.65	30.00	-12.25	0.10	17.85	-	-	
5825	165	AVG	17.72	17.52	17.59	30.00	-12.28	0.10	17.82	-	-	

Table 7-81. ISED Antenna 1b 20MHz BW (UNII) Maximum Conducted Output Power and Max EIRP (Mid Data Rate)

5GHz (20MHz Bandwidth)	Freq [MHz]	Channel	Detector	Conducted Power [dBm]			Conducted Power Limit [dBm]	Conducted Power Margin [dB]	Ant. Gain [dBi]	Max e.i.r.p. [dBm]	Max e.i.r.p. Limit [dBm]	e.i.r.p. Margin [dB]
				802.11a	802.11n	802.11ax						
				5180	36	AVG						
5200	40	AVG	17.59	17.73	17.70	-	-	-1.00	16.73	23.01	-6.28	
5240	48	AVG	17.54	17.68	17.67	-	-	-1.00	16.68	23.01	-6.33	
5260	52	AVG	17.75	17.75	17.64	23.98	-6.23	-1.50	16.25	30.00	-13.75	
5300	60	AVG	17.57	17.59	17.73	23.98	-6.39	-1.50	16.09	30.00	-13.91	
5320	64	AVG	14.74	14.55	14.18	23.98	-9.24	-1.50	13.24	30.00	-16.76	
5500	100	AVG	12.72	12.61	12.74	23.98	-11.26	-0.80	11.92	30.00	-18.08	
5520	104	AVG	16.25	16.07	16.12	23.98	-7.73	-0.80	15.45	30.00	-14.55	
5540	108	AVG	17.68	17.58	17.75	23.98	-6.30	-0.80	16.88	30.00	-13.12	
5580	116	AVG	17.70	17.63	17.55	23.98	-6.28	-0.80	16.90	30.00	-13.10	
5660	132	AVG	17.75	17.75	17.75	23.98	-6.23	-0.80	16.95	30.00	-13.05	
5680	136	AVG	16.25	16.09	15.50	23.98	-7.73	-0.80	15.45	30.00	-14.55	
5700	140	AVG	11.10	11.25	11.25	23.98	-12.73	-0.80	10.45	30.00	-19.55	
5720	144	AVG	17.75	17.51	17.52	23.98	-6.23	-0.80	16.95	30.00	-13.05	
5745	149	AVG	17.75	17.58	17.70	30.00	-12.25	0.10	17.85	-	-	
5785	157	AVG	17.70	17.75	17.75	30.00	-12.25	0.10	17.85	-	-	
5825	165	AVG	17.64	17.75	17.57	30.00	-12.25	0.10	17.85	-	-	

Table 7-82. ISED Antenna 1b 20MHz BW (UNII) Maximum Conducted Output Power and Max EIRP (High Data Rate)

FCC ID: BCGA2899 IC: 579C-A2899		MEASUREMENT REPORT (CERTIFICATION)		Approved by: Technical Manager
Test Report S/N: 1C2311270066-24-R1.BCG	Test Dates: 11/29/2023 - 1/19/2024	EUT Type: Tablet Device		Page 97 of 594

5GHz (40MHz Bandwidth)	Freq [MHz]	Channel	Detector	Conducted Power [dBm]		Conducted Power Limit [dBm]	Conducted Power Margin [dB]	Ant. Gain [dBi]	Max e.i.r.p. [dBm]	Max e.i.r.p. Limit [dBm]	e.i.r.p. Margin [dB]
				802.11n	802.11ax						
				5190	38						
5230	46	AVG	17.66	17.73	-	-	-1.00	16.66	23.01	-6.35	
5270	54	AVG	17.60	17.66	23.98	-6.38	-1.50	16.10	30.00	-13.90	
5310	62	AVG	14.75	13.60	23.98	-9.23	-1.50	13.25	30.00	-16.75	
5510	102	AVG	14.12	14.12	23.98	-9.86	-0.80	13.32	30.00	-16.68	
5550	110	AVG	17.25	17.04	23.98	-6.73	-0.80	16.45	30.00	-13.55	
5670	134	AVG	16.25	15.16	23.98	-7.73	-0.80	15.45	30.00	-14.55	
5710	142	AVG	17.61	17.69	23.98	-6.37	-0.80	16.81	30.00	-13.19	
5755	151	AVG	17.75	17.75	30.00	-12.25	0.10	17.85	-	-	
5795	159	AVG	17.61	17.68	30.00	-12.39	0.10	17.71	-	-	

Table 7-83. ISED Antenna 1b 40MHz BW (UNII) Maximum Conducted Output Power and Max EIRP (Low Data Rate)

5GHz (40MHz Bandwidth)	Freq [MHz]	Channel	Detector	Conducted Power [dBm]		Conducted Power Limit [dBm]	Conducted Power Margin [dB]	Ant. Gain [dBi]	Max e.i.r.p. [dBm]	Max e.i.r.p. Limit [dBm]	e.i.r.p. Margin [dB]
				802.11n	802.11ax						
				5190	38						
5230	46	AVG	17.52	17.53	-	-	-1.00	16.52	23.01	-6.49	
5270	54	AVG	17.59	17.71	23.98	-6.39	-1.50	16.09	30.00	-13.91	
5310	62	AVG	13.75	12.75	23.98	-10.23	-1.50	12.25	30.00	-17.75	
5510	102	AVG	12.79	12.76	23.98	-11.19	-0.80	11.99	30.00	-18.01	
5550	110	AVG	17.25	16.70	23.98	-6.73	-0.80	16.45	30.00	-13.55	
5670	134	AVG	15.75	14.25	23.98	-8.23	-0.80	14.95	30.00	-15.05	
5710	142	AVG	17.66	17.75	23.98	-6.32	-0.80	16.86	30.00	-13.14	
5755	151	AVG	17.75	17.75	30.00	-12.25	0.10	17.85	-	-	
5795	159	AVG	17.64	17.75	30.00	-12.37	0.10	17.74	-	-	

Table 7-84. ISED Antenna 1b 40MHz BW (UNII) Maximum Conducted Output Power and Max EIRP (Mid Data Rate)

5GHz (40MHz Bandwidth)	Freq [MHz]	Channel	Detector	Conducted Power [dBm]		Conducted Power Limit [dBm]	Conducted Power Margin [dB]	Ant. Gain [dBi]	Max e.i.r.p. [dBm]	Max e.i.r.p. Limit [dBm]	e.i.r.p. Margin [dB]
				802.11n	802.11ax						
				5190	38						
5230	46	AVG	17.75	17.54	-	-	-1.00	16.75	23.01	-6.26	
5270	54	AVG	17.75	17.57	23.98	-6.23	-1.50	16.25	30.00	-13.75	
5310	62	AVG	12.75	12.23	23.98	-11.23	-1.50	11.25	30.00	-18.75	
5510	102	AVG	10.50	10.75	23.98	-13.48	-0.80	9.70	30.00	-20.30	
5550	110	AVG	16.25	16.01	23.98	-7.73	-0.80	15.45	30.00	-14.55	
5670	134	AVG	13.75	13.22	23.98	-10.23	-0.80	12.95	30.00	-17.05	
5710	142	AVG	17.53	17.71	23.98	-6.45	-0.80	16.73	30.00	-13.28	
5755	151	AVG	17.51	17.75	30.00	-12.49	0.10	17.61	-	-	
5795	159	AVG	17.65	17.65	30.00	-12.35	0.10	17.75	-	-	

Table 7-85. ISED Antenna 1b 40MHz BW (UNII) Maximum Conducted Output Power and Max EIRP (High Data Rate)

5GHz (80MHz Bandwidth)	Freq [MHz]	Channel	Detector	Conducted Power [dBm]		Conducted Power Limit [dBm]	Conducted Power Margin [dB]	Ant. Gain [dBi]	Max e.i.r.p. [dBm]	Max e.i.r.p. Limit [dBm]	e.i.r.p. Margin [dB]
				802.11ac	802.11ax						
				5210	42						
5290	58	AVG	13.75	13.51	23.98	-10.23	-1.50	12.25	30.00	-17.75	
5530	106	AVG	14.18	12.64	23.98	-9.80	-0.80	13.38	30.00	-16.62	
5690	138	AVG	17.70	17.59	23.98	-6.28	-0.80	16.90	30.00	-13.10	
5775	155	AVG	16.20	16.00	30.00	-13.80	0.10	16.30	-	-	

Table 7-86. ISED Antenna 1b 80MHz BW (UNII) Maximum Conducted Output Power and Max EIRP (Low Data Rate)

5GHz (80MHz Bandwidth)	Freq [MHz]	Channel	Detector	Conducted Power [dBm]		Conducted Power Limit [dBm]	Conducted Power Margin [dB]	Ant. Gain [dBi]	Max e.i.r.p. [dBm]	Max e.i.r.p. Limit [dBm]	e.i.r.p. Margin [dB]
				802.11ac	802.11ax						
				5210	42						
5290	58	AVG	12.75	12.60	23.98	-11.23	-1.50	11.25	30.00	-18.75	
5530	106	AVG	12.54	12.20	23.98	-11.44	-0.80	11.74	30.00	-18.26	
5690	138	AVG	17.63	17.68	23.98	-6.35	-0.80	16.83	30.00	-13.17	
5775	155	AVG	15.75	15.02	30.00	-14.25	0.10	15.85	-	-	

Table 7-87. ISED Antenna 1b 80MHz BW (UNII) Maximum Conducted Output Power and Max EIRP (Mid Data Rate)

FCC ID: BCGA2899 IC: 579C-A2899		MEASUREMENT REPORT (CERTIFICATION)		Approved by: Technical Manager
Test Report S/N: 1C2311270066-24-R1.BCG	Test Dates: 11/29/2023 - 1/19/2024	EUT Type: Tablet Device		Page 98 of 594

5GHz (80MHz Bandwidth)	Freq [MHz]	Channel	Detector	Conducted Power [dBm]		Conducted Power Limit [dBm]	Conducted Power Margin [dB]	Ant. Gain [dBi]	Max e.i.r.p. [dBm]	Max e.i.r.p. Limit [dBm]	e.i.r.p. Margin [dB]
				802.11ac	802.11ax						
				5210	42						
5290	58	AVG	12.00	11.96	23.98	-11.98	-1.50	10.50	30.00	-19.50	
5530	106	AVG	10.54	10.73	23.98	-13.44	-0.80	9.74	30.00	-20.26	
5690	138	AVG	17.67	17.62	23.98	-6.31	-0.80	16.87	30.00	-13.14	
5775	155	AVG	14.91	14.87	30.00	-15.09	0.10	15.01	-	-	

Table 7-88. ISED Antenna 1b 80MHz BW (UNII) Maximum Conducted Output Power and Max EIRP (High Data Rate)

5GHz (160MHz Bandwidth)	Freq [MHz]	Channel	Detector	Conducted Power [dBm]		Conducted Power Limit [dBm]	Conducted Power Margin [dB]	Ant. Gain [dBi]	Max e.i.r.p. [dBm]	Max e.i.r.p. Limit [dBm]	e.i.r.p. Margin [dB]
				802.11ac	802.11ax						
				5250	50						

Table 7-89. ISED Antenna 1b 160MHz BW (UNII) Maximum Conducted Output Power and Max EIRP (Low Data Rate)

5GHz (160MHz Bandwidth)	Freq [MHz]	Channel	Detector	Conducted Power [dBm]		Conducted Power Limit [dBm]	Conducted Power Margin [dB]	Ant. Gain [dBi]	Max e.i.r.p. [dBm]	Max e.i.r.p. Limit [dBm]	e.i.r.p. Margin [dB]
				802.11ac	802.11ax						
				5250	50						

Table 7-90. ISED Antenna 1b 160MHz BW (UNII) Maximum Conducted Output Power and Max EIRP (Mid Data Rate)

5GHz (160MHz Bandwidth)	Freq [MHz]	Channel	Detector	Conducted Power [dBm]		Conducted Power Limit [dBm]	Conducted Power Margin [dB]	Ant. Gain [dBi]	Max e.i.r.p. [dBm]	Max e.i.r.p. Limit [dBm]	e.i.r.p. Margin [dB]
				802.11ac	802.11ax						
				5250	50						

Table 7-91. ISED Antenna 1b 160MHz BW (UNII) Maximum Conducted Output Power and Max EIRP (High Data Rate)

FCC ID: BCGA2899 IC: 579C-A2899		MEASUREMENT REPORT (CERTIFICATION)	Approved by: Technical Manager
Test Report S/N: 1C2311270066-24-R1.BCG	Test Dates: 11/29/2023 - 1/19/2024	EUT Type: Tablet Device	Page 99 of 594

7.4.7 FCC CDD Primary Maximum Conducted Output Power Measurements

5GHz (20MHz Bandwidth)	Freq [MHz]	Channel	Mode	Detector	Conducted Power [dBm]			Conducted Power Limit [dBm]	Conducted Power Margin [dB]
					Antenna 5T	Antenna 3b	Summed		
					5180	36	CDD		
5200	40	CDD	AVG	17.00	16.87	19.94	23.98	-4.04	
5240	48	CDD	AVG	17.00	16.98	20.00	23.98	-3.98	
5260	52	CDD	AVG	16.86	16.87	19.87	23.98	-4.11	
5300	60	CDD	AVG	17.00	16.97	19.99	23.98	-3.99	
5320	64	CDD	AVG	16.85	16.92	19.89	23.98	-4.09	
5500	100	CDD	AVG	16.92	16.97	19.95	23.98	-4.03	
5580	116	CDD	AVG	16.86	16.91	19.89	23.98	-4.09	
5680	136	CDD	AVG	16.92	16.92	19.93	23.98	-4.05	
5700	140	CDD	AVG	16.43	16.39	19.42	23.98	-4.56	
5720	144	CDD	AVG	17.00	16.95	19.98	23.98	-4.00	
5745	149	CDD	AVG	19.44	19.50	22.48	30.00	-7.52	
5785	157	CDD	AVG	19.26	19.49	22.39	30.00	-7.61	
5825	165	CDD	AVG	19.50	19.43	22.47	30.00	-7.53	

Table 7-92. FCC CDD Primary 20MHz BW 802.11a (UNII) Maximum Conducted Output Power (Low Data Rate)

5GHz (20MHz Bandwidth)	Freq [MHz]	Channel	Mode	Detector	Conducted Power [dBm]			Conducted Power Limit [dBm]	Conducted Power Margin [dB]
					Antenna 5T	Antenna 3b	Summed		
					5180	36	CDD		
5200	40	CDD	AVG	16.76	16.99	19.89	23.98	-4.09	
5240	48	CDD	AVG	17.00	17.00	20.01	23.98	-3.97	
5260	52	CDD	AVG	16.99	17.00	20.01	23.98	-3.97	
5300	60	CDD	AVG	17.00	16.98	20.00	23.98	-3.98	
5320	64	CDD	AVG	16.48	16.50	19.50	23.98	-4.48	
5500	100	CDD	AVG	16.00	15.77	18.89	23.98	-5.09	
5520	104	CDD	AVG	16.88	16.92	19.91	23.98	-4.07	
5580	116	CDD	AVG	17.00	17.00	20.01	23.98	-3.97	
5680	136	CDD	AVG	17.00	16.82	19.92	23.98	-4.06	
5700	140	CDD	AVG	15.40	15.37	18.40	23.98	-5.58	
5720	144	CDD	AVG	17.00	16.97	20.00	23.98	-3.98	
5745	149	CDD	AVG	19.50	19.27	22.39	30.00	-7.61	
5785	157	CDD	AVG	19.44	19.37	22.41	30.00	-7.59	
5825	165	CDD	AVG	19.40	19.31	22.37	30.00	-7.63	

Table 7-93. FCC CDD Primary 20MHz BW 802.11a (UNII) Maximum Conducted Output Power (Mid Data Rate)

FCC ID: BCGA2899 IC: 579C-A2899		MEASUREMENT REPORT (CERTIFICATION)	Approved by: Technical Manager
Test Report S/N: 1C2311270066-24-R1.BCG	Test Dates: 11/29/2023 - 1/19/2024	EUT Type: Tablet Device	Page 100 of 594

5GHz (20MHz Bandwidth)	Freq [MHz]	Channel	Mode	Detector	Conducted Power [dBm]			Conducted Power Limit [dBm]	Conducted Power Margin [dB]
					Antenna 5T	Antenna 3b	Summed		
					16.00	15.77	18.90		
5180	36	CDD	AVG	16.00	15.77	18.90	23.98	-5.08	
5200	40	CDD	AVG	17.00	16.99	20.01	23.98	-3.97	
5240	48	CDD	AVG	17.00	17.00	20.01	23.98	-3.97	
5260	52	CDD	AVG	16.92	17.00	19.97	23.98	-4.01	
5300	60	CDD	AVG	17.00	17.00	20.01	23.98	-3.97	
5320	64	CDD	AVG	15.90	15.77	18.84	23.98	-5.14	
5500	100	CDD	AVG	14.27	14.43	17.36	23.98	-6.62	
5520	104	CDD	AVG	17.00	16.89	19.96	23.98	-4.02	
5580	116	CDD	AVG	16.83	16.96	19.91	23.98	-4.07	
5680	136	CDD	AVG	17.00	17.00	20.01	23.98	-3.97	
5700	140	CDD	AVG	13.50	13.33	16.43	23.98	-7.55	
5720	144	CDD	AVG	17.00	16.83	19.92	23.98	-4.06	
5745	149	CDD	AVG	19.50	19.29	22.41	30.00	-7.59	
5785	157	CDD	AVG	19.41	19.45	22.44	30.00	-7.56	
5825	165	CDD	AVG	19.50	19.40	22.46	30.00	-7.54	

Table 7-94. FCC CDD Primary 20MHz BW 802.11a (UNII) Maximum Conducted Output Power (High Data Rate)

5GHz (20MHz Bandwidth)	Freq [MHz]	Channel	Mode	Detector	Conducted Power [dBm]			Conducted Power Limit [dBm]	Conducted Power Margin [dB]
					Antenna 5T	Antenna 3b	Summed		
					17.00	16.95	19.98		
5180	36	CDD	AVG	17.00	16.95	19.98	23.98	-4.00	
5200	40	CDD	AVG	16.75	17.00	19.89	23.98	-4.09	
5240	48	CDD	AVG	16.91	16.80	19.87	23.98	-4.11	
5260	52	CDD	AVG	17.00	16.78	19.90	23.98	-4.08	
5300	60	CDD	AVG	16.77	16.99	19.89	23.98	-4.09	
5320	64	CDD	AVG	16.77	17.00	19.90	23.98	-4.08	
5500	100	CDD	AVG	16.84	16.86	19.86	23.98	-4.12	
5580	116	CDD	AVG	16.75	16.82	19.80	23.98	-4.18	
5680	136	CDD	AVG	16.89	16.85	19.88	23.98	-4.10	
5700	140	CDD	AVG	16.50	16.43	19.47	23.98	-4.51	
5720	144	CDD	AVG	17.00	16.82	19.92	23.98	-4.06	
5745	149	CDD	AVG	19.31	19.36	22.35	30.00	-7.65	
5785	157	CDD	AVG	19.38	19.49	22.44	30.00	-7.56	
5825	165	CDD	AVG	19.49	19.44	22.48	30.00	-7.52	

Table 7-95. FCC CDD Primary 20MHz BW 802.11n (UNII) Maximum Conducted Output Power (Low Data Rate)

FCC ID: BCGA2899 IC: 579C-A2899		MEASUREMENT REPORT (CERTIFICATION)	Approved by: Technical Manager
Test Report S/N: 1C2311270066-24-R1.BCG	Test Dates: 11/29/2023 - 1/19/2024	EUT Type: Tablet Device	Page 101 of 594

5GHz (20MHz Bandwidth)	Freq [MHz]	Channel	Mode	Detector	Conducted Power [dBm]			Conducted Power Limit [dBm]	Conducted Power Margin [dB]
					Antenna 5T	Antenna 3b	Summed		
	5180	36	CDD	AVG	16.47	16.50	19.49	23.98	-4.49
5200	40	CDD	AVG	16.95	17.00	19.98	23.98	-4.00	
5240	48	CDD	AVG	16.89	16.88	19.89	23.98	-4.09	
5260	52	CDD	AVG	16.87	16.94	19.92	23.98	-4.06	
5300	60	CDD	AVG	16.97	16.86	19.92	23.98	-4.06	
5320	64	CDD	AVG	16.34	16.36	19.36	23.98	-4.62	
5500	100	CDD	AVG	15.75	15.65	18.71	23.98	-5.27	
5520	104	CDD	AVG	16.95	17.00	19.98	23.98	-4.00	
5580	116	CDD	AVG	16.84	16.83	19.84	23.98	-4.14	
5680	136	CDD	AVG	17.00	16.93	19.97	23.98	-4.01	
5700	140	CDD	AVG	15.44	15.50	18.48	23.98	-5.50	
5720	144	CDD	AVG	16.78	16.92	19.86	23.98	-4.12	
5745	149	CDD	AVG	19.27	19.34	22.32	30.00	-7.68	
5785	157	CDD	AVG	19.27	19.50	22.40	30.00	-7.60	
5825	165	CDD	AVG	19.45	19.47	22.47	30.00	-7.53	

Table 7-96. FCC CDD Primary 20MHz BW 802.11n (UNII) Maximum Conducted Output Power (Mid Data Rate)

5GHz (20MHz Bandwidth)	Freq [MHz]	Channel	Mode	Detector	Conducted Power [dBm]			Conducted Power Limit [dBm]	Conducted Power Margin [dB]
					Antenna 5T	Antenna 3b	Summed		
	5180	36	CDD	AVG	15.90	15.96	18.94	23.98	-5.04
5200	40	CDD	AVG	16.79	16.93	19.87	23.98	-4.11	
5240	48	CDD	AVG	16.93	16.75	19.85	23.98	-4.13	
5260	52	CDD	AVG	17.00	16.84	19.93	23.98	-4.05	
5300	60	CDD	AVG	16.82	17.00	19.92	23.98	-4.06	
5320	64	CDD	AVG	16.00	15.77	18.90	23.98	-5.08	
5500	100	CDD	AVG	14.43	14.42	17.43	23.98	-6.55	
5520	104	CDD	AVG	16.88	17.00	19.95	23.98	-4.03	
5580	116	CDD	AVG	16.81	16.96	19.89	23.98	-4.09	
5680	136	CDD	AVG	17.00	16.82	19.92	23.98	-4.06	
5700	140	CDD	AVG	13.26	13.32	16.30	23.98	-7.68	
5720	144	CDD	AVG	16.84	16.85	19.85	23.98	-4.13	
5745	149	CDD	AVG	19.32	19.50	22.42	30.00	-7.58	
5785	157	CDD	AVG	19.42	19.50	22.47	30.00	-7.53	
5825	165	CDD	AVG	19.49	19.18	22.35	30.00	-7.65	

Table 7-97. FCC CDD Primary 20MHz BW 802.11n (UNII) Maximum Conducted Output Power (High Data Rate)

FCC ID: BCGA2899 IC: 579C-A2899		MEASUREMENT REPORT (CERTIFICATION)	Approved by: Technical Manager
Test Report S/N: 1C2311270066-24-R1.BCG	Test Dates: 11/29/2023 - 1/19/2024	EUT Type: Tablet Device	Page 102 of 594

5GHz (20MHz Bandwidth)	Freq [MHz]	Channel	Mode	Detector	Conducted Power [dBm]			Conducted Power Limit [dBm]	Conducted Power Margin [dB]
					Antenna 5T	Antenna 3b	Summed		
	5180	36	CDD	AVG	16.39	16.34	19.38	23.98	-4.60
5200	40	CDD	AVG	16.92	16.94	19.94	23.98	-4.04	
5240	48	CDD	AVG	17.00	17.00	20.01	23.98	-3.97	
5260	52	CDD	AVG	16.92	16.96	19.95	23.98	-4.03	
5300	60	CDD	AVG	16.91	16.87	19.90	23.98	-4.08	
5320	64	CDD	AVG	17.00	16.80	19.91	23.98	-4.07	
5500	100	CDD	AVG	16.91	16.90	19.91	23.98	-4.07	
5580	116	CDD	AVG	16.98	16.97	19.99	23.98	-3.99	
5680	136	CDD	AVG	16.96	17.00	19.99	23.98	-3.99	
5700	140	CDD	AVG	15.35	15.50	18.44	23.98	-5.54	
5720	144	CDD	AVG	17.00	16.88	19.95	23.98	-4.03	
5745	149	CDD	AVG	19.50	19.50	22.51	30.00	-7.49	
5785	157	CDD	AVG	19.37	19.39	22.39	30.00	-7.61	
5825	165	CDD	AVG	19.26	19.40	22.34	30.00	-7.66	

Table 7-98. FCC CDD Primary 20MHz BW 802.11ax(SU) (UNII) Maximum Conducted Output Power (Low Data Rate)

5GHz (20MHz Bandwidth)	Freq [MHz]	Channel	Mode	Detector	Conducted Power [dBm]			Conducted Power Limit [dBm]	Conducted Power Margin [dB]
					Antenna 5T	Antenna 3b	Summed		
	5180	36	CDD	AVG	16.00	15.81	18.91	23.98	-5.07
5200	40	CDD	AVG	17.00	16.95	19.99	23.98	-3.99	
5240	48	CDD	AVG	16.78	16.85	19.83	23.98	-4.15	
5260	52	CDD	AVG	16.84	17.00	19.93	23.98	-4.05	
5300	60	CDD	AVG	16.89	16.99	19.95	23.98	-4.03	
5320	64	CDD	AVG	15.95	16.00	18.99	23.98	-4.99	
5500	100	CDD	AVG	15.93	15.79	18.87	23.98	-5.11	
5520	104	CDD	AVG	17.00	16.87	19.95	23.98	-4.03	
5580	116	CDD	AVG	16.74	16.99	19.88	23.98	-4.10	
5680	136	CDD	AVG	16.98	17.00	20.00	23.98	-3.98	
5700	140	CDD	AVG	14.48	14.50	17.50	23.98	-6.48	
5720	144	CDD	AVG	17.00	17.00	20.01	23.98	-3.97	
5745	149	CDD	AVG	19.40	19.50	22.46	30.00	-7.54	
5785	157	CDD	AVG	19.50	19.41	22.47	30.00	-7.53	
5825	165	CDD	AVG	19.45	19.40	22.44	30.00	-7.56	

Table 7-99. FCC CDD Primary 20MHz BW 802.11ax(SU) (UNII) Maximum Conducted Output Power (Mid Data Rate)

FCC ID: BCGA2899 IC: 579C-A2899		MEASUREMENT REPORT (CERTIFICATION)	Approved by: Technical Manager
Test Report S/N: 1C2311270066-24-R1.BCG	Test Dates: 11/29/2023 - 1/19/2024	EUT Type: Tablet Device	Page 103 of 594

5GHz (20MHz Bandwidth)	Freq [MHz]	Channel	Mode	Detector	Conducted Power [dBm]			Conducted Power Limit [dBm]	Conducted Power Margin [dB]
					Antenna 5T	Antenna 3b	Summed		
	5180	36	CDD	AVG	14.92	14.88	17.91	23.98	-6.07
5200	40	CDD	AVG	16.89	17.00	19.96	23.98	-4.02	
5240	48	CDD	AVG	17.00	16.91	19.96	23.98	-4.02	
5260	52	CDD	AVG	17.00	16.99	20.01	23.98	-3.97	
5300	60	CDD	AVG	16.93	16.88	19.92	23.98	-4.06	
5320	64	CDD	AVG	15.50	15.41	18.46	23.98	-5.52	
5500	100	CDD	AVG	14.50	14.36	17.44	23.98	-6.54	
5520	104	CDD	AVG	17.00	17.00	20.01	23.98	-3.97	
5580	116	CDD	AVG	16.96	17.00	19.99	23.98	-3.99	
5680	136	CDD	AVG	16.97	17.00	20.00	23.98	-3.98	
5700	140	CDD	AVG	12.93	12.83	15.89	23.98	-8.09	
5720	144	CDD	AVG	16.94	17.00	19.98	23.98	-4.00	
5745	149	CDD	AVG	19.48	19.39	22.45	30.00	-7.55	
5785	157	CDD	AVG	19.50	19.50	22.51	30.00	-7.49	
5825	165	CDD	AVG	19.50	19.50	22.51	30.00	-7.49	


Table 7-100. FCC CDD Primary 20MHz BW 802.11ax(SU) (UNII) Maximum Conducted Output Power (High Data Rate)

5GHz (40MHz Bandwidth)	Freq [MHz]	Channel	Mode	Detector	Conducted Power [dBm]			Conducted Power Limit [dBm]	Conducted Power Margin [dB]
					Antenna 5T	Antenna 3b	Summed		
	5190	38	CDD	AVG	15.48	15.50	18.50	23.98	-5.48
5230	46	CDD	AVG	19.50	19.50	22.51	23.98	-1.47	
5270	54	CDD	AVG	19.50	19.50	22.51	23.98	-1.47	
5310	62	CDD	AVG	16.50	16.50	19.51	23.98	-4.47	
5510	102	CDD	AVG	16.00	16.00	19.01	23.98	-4.97	
5550	110	CDD	AVG	18.88	18.79	21.84	23.98	-2.14	
5590	118	CDD	AVG	19.28	19.50	22.40	23.98	-1.58	
5630	126	CDD	AVG	19.44	19.35	22.41	23.98	-1.57	
5670	134	CDD	AVG	17.82	17.81	20.83	23.98	-3.15	
5710	142	CDD	AVG	19.35	19.50	22.43	23.98	-1.55	
5755	151	CDD	AVG	19.47	19.50	22.50	30.00	-7.50	
5795	159	CDD	AVG	19.42	19.41	22.43	30.00	-7.57	

Table 7-101. FCC CDD Primary 40MHz BW 802.11n (UNII) Maximum Conducted Output Power (Low Data Rate)

5GHz (40MHz Bandwidth)	Freq [MHz]	Channel	Mode	Detector	Conducted Power [dBm]			Conducted Power Limit [dBm]	Conducted Power Margin [dB]
					Antenna 5T	Antenna 3b	Summed		
	5190	38	CDD	AVG	14.97	14.80	17.90	23.98	-6.08
5230	46	CDD	AVG	19.30	19.50	22.41	23.98	-1.57	
5270	54	CDD	AVG	19.25	19.19	22.23	23.98	-1.75	
5310	62	CDD	AVG	15.35	15.26	18.31	23.98	-5.67	
5510	102	CDD	AVG	14.61	14.51	17.57	23.98	-6.41	
5550	110	CDD	AVG	18.50	18.40	21.46	23.98	-2.52	
5590	118	CDD	AVG	19.50	19.28	22.40	23.98	-1.58	
5630	126	CDD	AVG	19.50	19.37	22.45	23.98	-1.53	
5670	134	CDD	AVG	17.00	17.00	20.01	23.98	-3.97	
5710	142	CDD	AVG	19.37	19.50	22.45	23.98	-1.53	
5755	151	CDD	AVG	19.33	19.32	22.33	30.00	-7.67	
5795	159	CDD	AVG	19.45	19.36	22.42	30.00	-7.58	

Table 7-102. FCC CDD Primary 40MHz BW 802.11n (UNII) Maximum Conducted Output Power (Mid Data Rate)

FCC ID: BCGA2899 IC: 579C-A2899		MEASUREMENT REPORT (CERTIFICATION)	Approved by: Technical Manager
Test Report S/N: 1C2311270066-24-R1.BCG	Test Dates: 11/29/2023 - 1/19/2024	EUT Type: Tablet Device	Page 104 of 594

5GHz (40MHz Bandwidth)	Freq [MHz]	Channel	Mode	Detector	Conducted Power [dBm]			Conducted Power Limit [dBm]	Conducted Power Margin [dB]
					Antenna 5T	Antenna 3b	Summed		
	5190	38	CDD	AVG	13.54	13.59	16.57	23.98	-7.41
5230	46	CDD	AVG	19.00	19.00	22.01	23.98	-1.97	
5270	54	CDD	AVG	18.48	18.47	21.48	23.98	-2.50	
5310	62	CDD	AVG	13.41	13.44	16.44	23.98	-7.54	
5510	102	CDD	AVG	12.50	12.38	15.45	23.98	-8.53	
5550	110	CDD	AVG	17.91	17.95	20.94	23.98	-3.04	
5590	118	CDD	AVG	19.27	19.50	22.40	23.98	-1.58	
5630	126	CDD	AVG	19.32	19.50	22.42	23.98	-1.56	
5670	134	CDD	AVG	14.86	15.00	17.94	23.98	-6.04	
5710	142	CDD	AVG	19.40	19.26	22.34	23.98	-1.64	
5755	151	CDD	AVG	19.50	19.50	22.51	30.00	-7.49	
5795	159	CDD	AVG	19.35	19.41	22.39	30.00	-7.61	

Table 7-103. FCC CDD Primary 40MHz BW 802.11n (UNII) Maximum Conducted Output Power (High Data Rate)

5GHz (40MHz Bandwidth)	Freq [MHz]	Channel	Mode	Detector	Conducted Power [dBm]			Conducted Power Limit [dBm]	Conducted Power Margin [dB]
					Antenna 5T	Antenna 3b	Summed		
	5190	38	CDD	AVG	14.85	14.77	17.82	23.98	-6.16
5230	46	CDD	AVG	19.43	19.50	22.47	23.98	-1.51	
5270	54	CDD	AVG	19.47	19.45	22.47	23.98	-1.51	
5310	62	CDD	AVG	15.50	15.45	18.49	23.98	-5.49	
5510	102	CDD	AVG	15.27	15.37	18.33	23.98	-5.65	
5550	110	CDD	AVG	18.42	18.48	21.46	23.98	-2.52	
5590	118	CDD	AVG	19.32	19.38	22.36	23.98	-1.62	
5630	126	CDD	AVG	19.45	19.50	22.48	23.98	-1.50	
5670	134	CDD	AVG	17.00	17.00	20.01	23.98	-3.97	
5710	142	CDD	AVG	19.50	19.50	22.51	23.98	-1.47	
5755	151	CDD	AVG	19.20	19.36	22.29	30.00	-7.71	
5795	159	CDD	AVG	19.33	19.31	22.33	30.00	-7.67	

Table 7-104. FCC CDD Primary 40MHz BW 802.11ax(SU) (UNII) Maximum Conducted Output Power (Low Data Rate)

5GHz (40MHz Bandwidth)	Freq [MHz]	Channel	Mode	Detector	Conducted Power [dBm]			Conducted Power Limit [dBm]	Conducted Power Margin [dB]
					Antenna 5T	Antenna 3b	Summed		
	5190	38	CDD	AVG	14.17	14.13	17.16	23.98	-6.82
5230	46	CDD	AVG	19.30	19.48	22.40	23.98	-1.58	
5270	54	CDD	AVG	19.00	18.90	21.96	23.98	-2.02	
5310	62	CDD	AVG	14.45	14.34	17.41	23.98	-6.57	
5510	102	CDD	AVG	14.46	14.29	17.39	23.98	-6.59	
5550	110	CDD	AVG	17.83	17.88	20.87	23.98	-3.11	
5590	118	CDD	AVG	19.43	19.29	22.37	23.98	-1.61	
5630	126	CDD	AVG	19.29	19.44	22.38	23.98	-1.60	
5670	134	CDD	AVG	15.98	15.83	18.92	23.98	-5.06	
5710	142	CDD	AVG	19.50	19.42	22.47	23.98	-1.51	
5755	151	CDD	AVG	19.36	19.50	22.44	30.00	-7.56	
5795	159	CDD	AVG	19.14	19.38	22.27	30.00	-7.73	

Table 7-105. FCC CDD Primary 40MHz BW 802.11ax(SU) (UNII) Maximum Conducted Output Power (Mid Data Rate)

FCC ID: BCGA2899 IC: 579C-A2899		MEASUREMENT REPORT (CERTIFICATION)	Approved by: Technical Manager
Test Report S/N: 1C2311270066-24-R1.BCG	Test Dates: 11/29/2023 - 1/19/2024	EUT Type: Tablet Device	Page 105 of 594

5GHz (40MHz Bandwidth)	Freq [MHz]	Channel	Mode	Detector	Conducted Power [dBm]			Conducted Power Limit [dBm]	Conducted Power Margin [dB]
					Antenna 5T	Antenna 3b	Summed		
	5190	38	CDD	AVG	13.65	13.75	16.71	23.98	-7.27
5230	46	CDD	AVG	18.77	18.86	21.83	23.98	-2.15	
5270	54	CDD	AVG	18.49	18.50	21.50	23.98	-2.48	
5310	62	CDD	AVG	13.50	13.33	16.43	23.98	-7.55	
5510	102	CDD	AVG	12.50	12.41	15.47	23.98	-8.51	
5550	110	CDD	AVG	17.28	17.41	20.35	23.98	-3.63	
5590	118	CDD	AVG	19.50	19.50	22.51	23.98	-1.47	
5630	126	CDD	AVG	19.00	18.80	21.91	23.98	-2.07	
5670	134	CDD	AVG	14.56	14.71	17.65	23.98	-6.33	
5710	142	CDD	AVG	19.41	19.46	22.44	23.98	-1.54	
5755	151	CDD	AVG	19.39	19.27	22.34	30.00	-7.66	
5795	159	CDD	AVG	19.50	19.33	22.43	30.00	-7.57	

Table 7-106. FCC CDD Primary 40MHz BW 802.11ax(SU) (UNII) Maximum Conducted Output Power (High Data Rate)

5GHz (80MHz Bandwidth)	Freq [MHz]	Channel	Mode	Detector	Conducted Power [dBm]			Conducted Power Limit [dBm]	Conducted Power Margin [dB]
					Antenna 5T	Antenna 3b	Summed		
	5210	42	CDD	AVG	14.51	14.63	17.58	23.98	-6.40
5290	58	CDD	AVG	15.33	15.49	18.42	23.98	-5.56	
5530	106	CDD	AVG	15.50	15.38	18.45	23.98	-5.53	
5610	122	CDD	AVG	18.85	18.75	21.81	23.98	-2.17	
5690	138	CDD	AVG	19.50	19.47	22.50	23.98	-1.48	
5775	155	CDD	AVG	17.83	17.96	20.90	30.00	-9.10	

Table 7-107. FCC CDD Primary 80MHz BW 802.11ac (UNII) Maximum Conducted Output Power (Low Data Rate)

5GHz (80MHz Bandwidth)	Freq [MHz]	Channel	Mode	Detector	Conducted Power [dBm]			Conducted Power Limit [dBm]	Conducted Power Margin [dB]
					Antenna 5T	Antenna 3b	Summed		
	5210	42	CDD	AVG	14.25	14.10	17.19	23.98	-6.79
5290	58	CDD	AVG	14.29	14.27	17.29	23.98	-6.69	
5530	106	CDD	AVG	14.47	14.27	17.38	23.98	-6.60	
5610	122	CDD	AVG	17.95	17.94	20.96	23.98	-3.02	
5690	138	CDD	AVG	19.27	19.44	22.37	23.98	-1.61	
5775	155	CDD	AVG	17.50	17.50	20.51	30.00	-9.49	

Table 7-108. FCC CDD Primary 80MHz BW 802.11ac (UNII) Maximum Conducted Output Power (Mid Data Rate)

5GHz (80MHz Bandwidth)	Freq [MHz]	Channel	Mode	Detector	Conducted Power [dBm]			Conducted Power Limit [dBm]	Conducted Power Margin [dB]
					Antenna 5T	Antenna 3b	Summed		
	5210	42	CDD	AVG	13.71	13.65	16.69	23.98	-7.29
5290	58	CDD	AVG	13.50	13.29	16.40	23.98	-7.58	
5530	106	CDD	AVG	12.46	12.49	15.48	23.98	-8.50	
5610	122	CDD	AVG	16.95	17.00	19.99	23.98	-3.99	
5690	138	CDD	AVG	19.50	19.30	22.41	23.98	-1.57	
5775	155	CDD	AVG	16.41	16.34	19.38	30.00	-10.62	

Table 7-109. FCC CDD Primary 80MHz BW 802.11ac (UNII) Maximum Conducted Output Power (High Data Rate)

FCC ID: BCGA2899 IC: 579C-A2899		MEASUREMENT REPORT (CERTIFICATION)	Approved by: Technical Manager
Test Report S/N: 1C2311270066-24-R1.BCG	Test Dates: 11/29/2023 - 1/19/2024	EUT Type: Tablet Device	Page 106 of 594

5GHz (80MHz Bandwidth)	Freq [MHz]	Channel	Mode	Detector	Conducted Power [dBm]			Conducted Power Limit [dBm]	Conducted Power Margin [dB]
					Antenna 5T	Antenna 3b	Summed		
	5210	42	CDD	AVG	14.00	13.89	16.95	23.98	-7.03
5290	58	CDD	AVG	14.95	14.93	17.95	23.98	-6.03	
5530	106	CDD	AVG	13.98	14.00	17.00	23.98	-6.98	
5610	122	CDD	AVG	17.85	18.00	20.94	23.98	-3.04	
5690	138	CDD	AVG	19.40	19.45	22.44	23.98	-1.54	
5775	155	CDD	AVG	17.75	17.75	20.76	30.00	-9.24	

Table 7-110. FCC CDD Primary 80MHz BW 802.11ax (UNII) Maximum Conducted Output Power (Low Data Rate)

5GHz (80MHz Bandwidth)	Freq [MHz]	Channel	Mode	Detector	Conducted Power [dBm]			Conducted Power Limit [dBm]	Conducted Power Margin [dB]
					Antenna 5T	Antenna 3b	Summed		
	5210	42	CDD	AVG	14.00	13.88	16.95	23.98	-7.03
5290	58	CDD	AVG	14.31	14.38	17.35	23.98	-6.63	
5530	106	CDD	AVG	13.50	13.23	16.38	23.98	-7.60	
5610	122	CDD	AVG	17.50	17.50	20.51	23.98	-3.47	
5690	138	CDD	AVG	19.50	19.46	22.49	23.98	-1.49	
5775	155	CDD	AVG	16.88	16.83	19.86	30.00	-10.14	

Table 7-111. FCC CDD Primary 80MHz BW 802.11ax (UNII) Maximum Conducted Output Power (Mid Data Rate)

5GHz (80MHz Bandwidth)	Freq [MHz]	Channel	Mode	Detector	Conducted Power [dBm]			Conducted Power Limit [dBm]	Conducted Power Margin [dB]
					Antenna 5T	Antenna 3b	Summed		
	5210	42	CDD	AVG	13.65	13.50	16.59	23.98	-7.39
5290	58	CDD	AVG	13.46	13.33	16.41	23.98	-7.57	
5530	106	CDD	AVG	12.39	12.49	15.45	23.98	-8.53	
5610	122	CDD	AVG	16.01	16.15	19.09	23.98	-4.89	
5690	138	CDD	AVG	19.40	19.50	22.46	23.98	-1.52	
5775	155	CDD	AVG	16.32	16.44	19.39	30.00	-10.61	

Table 7-112. FCC CDD Primary 80MHz BW 802.11ax (UNII) Maximum Conducted Output Power (High Data Rate)

5GHz (160MHz Bandwidth)	Freq [MHz]	Channel	Mode	Detector	Conducted Power [dBm]			Conducted Power Limit [dBm]	Conducted Power Margin [dB]
					Antenna 5T	Antenna 3b	Summed		
	5250	50	CDD	AVG	12.60	12.67	15.64	23.98	-8.34
5570	114	CDD	AVG	13.21	13.25	16.24	23.98	-7.74	

Table 7-113. FCC CDD Primary 160MHz BW 802.11ac (UNII) Maximum Conducted Output Power (Low Data Rate)

5GHz (160MHz Bandwidth)	Freq [MHz]	Channel	Mode	Detector	Conducted Power [dBm]			Conducted Power Limit [dBm]	Conducted Power Margin [dB]
					Antenna 5T	Antenna 3b	Summed		
	5250	50	CDD	AVG	12.45	12.50	15.48	23.98	-8.50
5570	114	CDD	AVG	12.87	13.00	15.95	23.98	-8.03	

Table 7-114. FCC CDD Primary 160MHz BW 802.11ac (UNII) Maximum Conducted Output Power (Mid Data Rate)

FCC ID: BCGA2899 IC: 579C-A2899		MEASUREMENT REPORT (CERTIFICATION)		Approved by: Technical Manager
Test Report S/N: 1C2311270066-24-R1.BCG	Test Dates: 11/29/2023 - 1/19/2024	EUT Type: Tablet Device		Page 107 of 594

5GHz (160MHz Bandwidth)	Freq [MHz]	Channel	Mode	Detector	Conducted Power [dBm]			Conducted Power Limit [dBm]	Conducted Power Margin [dB]
					Antenna 5T	Antenna 3b	Summed		
					5250	50	CDD		
5570	114	CDD	AVG	11.39	11.32	14.36	23.98	-9.62	

Table 7-115. FCC CDD Primary 160MHz BW 802.11ac (UNII) Maximum Conducted Output Power (High Data Rate)

5GHz (160MHz Bandwidth)	Freq [MHz]	Channel	Mode	Detector	Conducted Power [dBm]			Conducted Power Limit [dBm]	Conducted Power Margin [dB]
					Antenna 5T	Antenna 3b	Summed		
					5250	50	CDD		
5570	114	CDD	AVG	13.25	13.24	16.26	23.98	-7.72	

Table 7-116. FCC CDD Primary 160MHz BW 802.11ax (UNII) Maximum Conducted Output Power (Low Data Rate)

5GHz (160MHz Bandwidth)	Freq [MHz]	Channel	Mode	Detector	Conducted Power [dBm]			Conducted Power Limit [dBm]	Conducted Power Margin [dB]
					Antenna 5T	Antenna 3b	Summed		
					5250	50	CDD		
5570	114	CDD	AVG	12.77	12.78	15.78	23.98	-8.20	

Table 7-117. FCC CDD Primary 160MHz BW 802.11ax (UNII) Maximum Conducted Output Power (Mid Data Rate)

5GHz (160MHz Bandwidth)	Freq [MHz]	Channel	Mode	Detector	Conducted Power [dBm]			Conducted Power Limit [dBm]	Conducted Power Margin [dB]
					Antenna 5T	Antenna 3b	Summed		
					5250	50	CDD		
5570	114	CDD	AVG	10.90	10.87	13.90	23.98	-10.08	

Table 7-118. FCC CDD Primary 160MHz BW 802.11ax (UNII) Maximum Conducted Output Power (High Data Rate)

FCC ID: BCGA2899 IC: 579C-A2899		MEASUREMENT REPORT (CERTIFICATION)	Approved by: Technical Manager
Test Report S/N: 1C2311270066-24-R1.BCG	Test Dates: 11/29/2023 - 1/19/2024	EUT Type: Tablet Device	Page 108 of 594

7.4.8 ISED CDD/SDM Primary Maximum Conducted Output Power Measurements

5GHz (20MHz Bandwidth)	Freq [MHz]	Channel	Mode	Detector	Conducted Power [dBm]			Conducted Power Limit [dBm]	Conducted Power Margin [dB]	Directional Ant. Gain [dBi]	Max e.i.r.p. [dBm]	Max e.i.r.p. Limit [dBm]	e.i.r.p. Margin [dB]
					Antenna 5T	Antenna 3b	Summed						
					5180	36	CDD						
5200	40	CDD	AVG	13.75	13.66	16.72	-	-	-1.30	15.42	23.01	-7.59	
5240	48	CDD	AVG	13.54	13.59	16.58	-	-	-1.30	15.28	23.01	-7.73	
5260	52	CDD	AVG	16.86	16.87	19.87	23.98	-4.11	-0.20	19.67	30.00	-10.33	
5300	60	CDD	AVG	17.00	16.97	19.99	23.98	-3.99	-0.20	19.79	30.00	-10.21	
5320	64	CDD	AVG	16.85	16.92	19.89	23.98	-4.09	-0.20	19.69	30.00	-10.31	
5500	100	CDD	AVG	16.92	16.97	19.95	23.98	-4.03	1.80	21.75	30.00	-8.25	
5580	116	CDD	AVG	16.86	16.91	19.89	23.98	-4.09	1.80	21.69	30.00	-8.31	
5680	136	CDD	AVG	16.92	16.92	19.93	23.98	-4.05	1.80	21.73	30.00	-8.27	
5700	140	CDD	AVG	16.43	16.39	19.42	23.98	-4.56	1.80	21.22	30.00	-8.78	
5720	144	CDD	AVG	17.00	16.95	19.98	23.98	-4.00	1.80	21.78	30.00	-8.22	
5745	149	CDD	AVG	19.44	19.50	22.48	30.00	-7.52	2.40	24.88	-	-	
5785	157	CDD	AVG	19.26	19.49	22.39	30.00	-7.61	2.40	24.79	-	-	
5825	165	CDD	AVG	19.50	19.43	22.47	30.00	-7.53	2.40	24.87	-	-	

Table 7-119. ISED CDD Primary 20MHz BW 802.11a (UNII) Maximum Conducted Output Power and Max EIRP (Low Data Rate)

5GHz (20MHz Bandwidth)	Freq [MHz]	Channel	Mode	Detector	Conducted Power [dBm]			Conducted Power Limit [dBm]	Conducted Power Margin [dB]	Directional Ant. Gain [dBi]	Max e.i.r.p. [dBm]	Max e.i.r.p. Limit [dBm]	e.i.r.p. Margin [dB]
					Antenna 5T	Antenna 3b	Summed						
					5180	36	CDD						
5200	40	CDD	AVG	13.57	13.66	16.63	-	-	-1.30	15.33	23.01	-7.68	
5240	48	CDD	AVG	13.75	13.59	16.68	-	-	-1.30	15.38	23.01	-7.63	
5260	52	CDD	AVG	16.99	17.00	20.01	23.98	-3.97	-0.20	19.81	30.00	-10.19	
5300	60	CDD	AVG	17.00	16.98	20.00	23.98	-3.98	-0.20	19.80	30.00	-10.20	
5320	64	CDD	AVG	16.48	16.50	19.50	23.98	-4.48	-0.20	19.30	30.00	-10.70	
5500	100	CDD	AVG	16.00	15.77	18.89	23.98	-5.09	1.80	20.69	30.00	-9.31	
5520	104	CDD	AVG	16.99	16.92	19.97	23.98	-4.01	1.80	21.77	30.00	-8.23	
5580	116	CDD	AVG	17.00	17.00	20.01	23.98	-3.97	1.80	21.81	30.00	-8.19	
5680	136	CDD	AVG	17.00	16.82	19.92	23.98	-4.06	1.80	21.72	30.00	-8.28	
5700	140	CDD	AVG	15.40	15.37	18.40	23.98	-5.58	1.80	20.20	30.00	-9.80	
5720	144	CDD	AVG	17.00	16.97	20.00	23.98	-3.98	1.80	21.80	30.00	-8.20	
5745	149	CDD	AVG	19.50	19.27	22.39	30.00	-7.61	2.40	24.79	-	-	
5785	157	CDD	AVG	19.44	19.37	22.41	30.00	-7.59	2.40	24.81	-	-	
5825	165	CDD	AVG	19.40	19.31	22.37	30.00	-7.63	2.40	24.77	-	-	

Table 7-120. ISED CDD Primary 20MHz BW 802.11a (UNII) Maximum Conducted Output Power and Max EIRP (Mid Data Rate)

5GHz (20MHz Bandwidth)	Freq [MHz]	Channel	Mode	Detector	Conducted Power [dBm]			Conducted Power Limit [dBm]	Conducted Power Margin [dB]	Directional Ant. Gain [dBi]	Max e.i.r.p. [dBm]	Max e.i.r.p. Limit [dBm]	e.i.r.p. Margin [dB]
					Antenna 5T	Antenna 3b	Summed						
					5180	36	CDD						
5200	40	CDD	AVG	13.73	13.75	16.75	-	-	-1.30	15.45	23.01	-7.56	
5240	48	CDD	AVG	13.70	13.63	16.68	-	-	-1.30	15.38	23.01	-7.63	
5260	52	CDD	AVG	16.92	17.00	19.97	23.98	-4.01	-0.20	19.77	30.00	-10.23	
5300	60	CDD	AVG	17.00	17.00	20.01	23.98	-3.97	-0.20	19.81	30.00	-10.19	
5320	64	CDD	AVG	15.90	15.77	18.84	23.98	-5.14	-0.20	18.64	30.00	-11.36	
5500	100	CDD	AVG	14.27	14.43	17.36	23.98	-6.62	1.80	19.16	30.00	-10.84	
5520	104	CDD	AVG	17.00	16.89	19.96	23.98	-4.02	1.80	21.76	30.00	-8.24	
5580	116	CDD	AVG	16.83	16.96	19.91	23.98	-4.07	1.80	21.71	30.00	-8.29	
5680	136	CDD	AVG	17.00	17.00	20.01	23.98	-3.97	1.80	21.81	30.00	-8.19	
5700	140	CDD	AVG	13.50	13.33	16.43	23.98	-7.55	1.80	18.23	30.00	-11.77	
5720	144	CDD	AVG	17.00	16.83	19.92	23.98	-4.06	1.80	21.72	30.00	-8.28	
5745	149	CDD	AVG	19.50	19.29	22.41	30.00	-7.59	2.40	24.81	-	-	
5785	157	CDD	AVG	19.41	19.45	22.44	30.00	-7.56	2.40	24.84	-	-	
5825	165	CDD	AVG	19.50	19.40	22.46	30.00	-7.54	2.40	24.86	-	-	

Table 7-121. ISED CDD Primary 20MHz BW 802.11a (UNII) Maximum Conducted Output Power and Max EIRP (High Data Rate)

FCC ID: BCGA2899 IC: 579C-A2899		MEASUREMENT REPORT (CERTIFICATION)	Approved by: Technical Manager
Test Report S/N: 1C2311270066-24-R1.BCG	Test Dates: 11/29/2023 - 1/19/2024	EUT Type: Tablet Device	Page 109 of 594

5GHz (20MHz Bandwidth)	Freq [MHz]	Channel	Mode	Detector	Conducted Power [dBm]			Conducted Power Limit [dBm]	Conducted Power Margin [dB]	Directional Ant. Gain [dBi]	Max e.i.r.p. [dBm]	Max e.i.r.p. Limit [dBm]	e.i.r.p. Margin [dB]
					Antenna 5T	Antenna 3b	Summed						
					5180	36	SDM						
5200	40	SDM	AVG	16.52	16.75	19.65	-	-	-1.54	18.11	23.01	-4.90	
5240	48	SDM	AVG	16.63	16.75	19.70	-	-	-1.54	18.16	23.01	-4.85	
5260	52	CDD	AVG	16.84	17.00	19.93	23.98	-4.05	-0.20	19.73	30.00	-10.27	
5300	60	CDD	AVG	16.89	16.99	19.95	23.98	-4.03	-0.20	19.75	30.00	-10.25	
5320	64	CDD	AVG	15.95	16.00	18.99	23.98	-4.99	-0.20	18.79	30.00	-11.21	
5500	100	CDD	AVG	15.93	15.79	18.87	23.98	-5.11	1.80	20.67	30.00	-9.33	
5520	104	CDD	AVG	17.00	16.87	19.95	23.98	-4.03	1.80	21.75	30.00	-8.25	
5580	116	CDD	AVG	16.74	16.99	19.88	23.98	-4.10	1.80	21.68	30.00	-8.32	
5680	136	CDD	AVG	16.98	17.00	20.00	23.98	-3.98	1.80	21.80	30.00	-8.20	
5700	140	CDD	AVG	14.48	14.50	17.50	23.98	-6.48	1.80	19.30	30.00	-10.70	
5720	144	CDD	AVG	17.00	17.00	20.01	23.98	-3.97	1.80	21.81	30.00	-8.19	
5745	149	CDD	AVG	19.40	19.50	22.46	30.00	-7.54	2.40	24.86	-	-	
5785	157	CDD	AVG	19.50	19.41	22.47	30.00	-7.53	2.40	24.87	-	-	
5825	165	CDD	AVG	19.45	19.40	22.44	30.00	-7.56	2.40	24.84	-	-	

Table 7-126. ISED CDD/SDM Primary 20MHz BW 802.11ax(SU) (UNII) Maximum Conducted Output Power and Max EIRP (Mid Data Rate)

5GHz (20MHz Bandwidth)	Freq [MHz]	Channel	Mode	Detector	Conducted Power [dBm]			Conducted Power Limit [dBm]	Conducted Power Margin [dB]	Directional Ant. Gain [dBi]	Max e.i.r.p. [dBm]	Max e.i.r.p. Limit [dBm]	e.i.r.p. Margin [dB]
					Antenna 5T	Antenna 3b	Summed						
					5180	36	SDM						
5200	40	SDM	AVG	16.74	16.64	19.70	-	-	-1.54	18.16	23.01	-4.85	
5240	48	SDM	AVG	16.60	16.50	19.56	-	-	-1.54	18.02	23.01	-4.99	
5260	52	CDD	AVG	17.00	16.99	20.01	23.98	-3.97	-0.20	19.81	30.00	-10.19	
5300	60	CDD	AVG	16.93	16.88	19.92	23.98	-4.06	-0.20	19.72	30.00	-10.28	
5320	64	CDD	AVG	15.50	15.41	18.46	23.98	-5.52	-0.20	18.26	30.00	-11.74	
5500	100	CDD	AVG	14.50	14.36	17.44	23.98	-6.54	1.80	19.24	30.00	-10.76	
5520	104	CDD	AVG	17.00	17.00	20.01	23.98	-3.97	1.80	21.81	30.00	-8.19	
5580	116	CDD	AVG	16.96	17.00	19.99	23.98	-3.99	1.80	21.79	30.00	-8.21	
5680	136	CDD	AVG	16.97	17.00	20.00	23.98	-3.98	1.80	21.80	30.00	-8.20	
5700	140	CDD	AVG	12.93	12.83	15.89	23.98	-8.09	1.80	17.69	30.00	-12.31	
5720	144	CDD	AVG	16.94	17.00	19.98	23.98	-4.00	1.80	21.78	30.00	-8.22	
5745	149	CDD	AVG	19.48	19.39	22.45	30.00	-7.55	2.40	24.85	-	-	
5785	157	CDD	AVG	19.50	19.50	22.51	30.00	-7.49	2.40	24.91	-	-	
5825	165	CDD	AVG	19.50	19.50	22.51	30.00	-7.49	2.40	24.91	-	-	

Table 7-127. ISED CDD/SDM Primary 20MHz BW 802.11ax(SU) (UNII) Maximum Conducted Output Power and Max EIRP (High Data Rate)

FCC ID: BCGA2899 IC: 579C-A2899		MEASUREMENT REPORT (CERTIFICATION)	Approved by: Technical Manager
Test Report S/N: 1C2311270066-24-R1.BCG	Test Dates: 11/29/2023 - 1/19/2024	EUT Type: Tablet Device	Page 111 of 594

5GHz (40MHz Bandwidth)	Freq [MHz]	Channel	Mode	Detector	Conducted Power [dBm]			Conducted Power Limit [dBm]	Conducted Power Margin [dB]	Directional Ant. Gain [dBi]	Max e.i.r.p. [dBm]	Max e.i.r.p. Limit [dBm]	e.i.r.p. Margin [dB]
					Antenna 5T	Antenna 3b	Summed						
					5190	38	CDD						
5230	46	SDM	AVG	19.12	19.05	22.10	-	-	-1.54	20.56	23.01	-2.45	
5270	54	CDD	AVG	19.50	19.50	22.51	23.98	-1.47	-0.20	22.31	30.00	-7.69	
5310	62	CDD	AVG	16.50	16.50	19.51	23.98	-4.47	-0.20	19.31	30.00	-10.69	
5510	102	CDD	AVG	16.00	16.00	19.01	23.98	-4.97	1.80	20.81	30.00	-9.19	
5550	110	CDD	AVG	18.88	18.79	21.84	23.98	-2.14	1.80	23.64	30.00	-6.36	
5670	134	CDD	AVG	17.82	17.81	20.83	23.98	-3.15	1.80	22.63	30.00	-7.37	
5710	142	CDD	AVG	19.35	19.50	22.43	23.98	-1.55	1.80	24.23	30.00	-5.77	
5755	151	CDD	AVG	19.47	19.50	22.50	30.00	-7.50	2.40	24.90	-	-	
5795	159	CDD	AVG	19.42	19.41	22.43	30.00	-7.57	2.40	24.83	-	-	

Table 7-128. ISED CDD/SDM Primary 40MHz BW 802.11n (UNII) Maximum Conducted Output Power and Max EIRP (Low Data Rate)

5GHz (40MHz Bandwidth)	Freq [MHz]	Channel	Mode	Detector	Conducted Power [dBm]			Conducted Power Limit [dBm]	Conducted Power Margin [dB]	Directional Ant. Gain [dBi]	Max e.i.r.p. [dBm]	Max e.i.r.p. Limit [dBm]	e.i.r.p. Margin [dB]
					Antenna 5T	Antenna 3b	Summed						
					5190	38	CDD						
5230	46	SDM	AVG	19.19	19.11	22.16	-	-	-1.54	20.62	23.01	-2.39	
5270	54	CDD	AVG	19.25	19.19	22.23	23.98	-1.75	-0.20	22.03	30.00	-7.97	
5310	62	CDD	AVG	15.35	15.26	18.31	23.98	-5.67	-0.20	18.11	30.00	-11.89	
5510	102	CDD	AVG	14.61	14.51	17.57	23.98	-6.41	1.80	19.37	30.00	-10.63	
5550	110	CDD	AVG	18.50	18.40	21.46	23.98	-2.52	1.80	23.26	30.00	-6.74	
5670	134	CDD	AVG	17.00	17.00	20.01	23.98	-3.97	1.80	21.81	30.00	-8.19	
5710	142	CDD	AVG	19.37	19.50	22.45	23.98	-1.53	1.80	24.25	30.00	-5.75	
5755	151	CDD	AVG	19.33	19.32	22.33	30.00	-7.67	2.40	24.73	-	-	
5795	159	CDD	AVG	19.45	19.36	22.42	30.00	-7.58	2.40	24.82	-	-	

Table 7-129. ISED CDD/SDM Primary 40MHz BW 802.11n (UNII) Maximum Conducted Output Power and Max EIRP (Mid Data Rate)

5GHz (40MHz Bandwidth)	Freq [MHz]	Channel	Mode	Detector	Conducted Power [dBm]			Conducted Power Limit [dBm]	Conducted Power Margin [dB]	Directional Ant. Gain [dBi]	Max e.i.r.p. [dBm]	Max e.i.r.p. Limit [dBm]	e.i.r.p. Margin [dB]
					Antenna 5T	Antenna 3b	Summed						
					5190	38	CDD						
5230	46	SDM	AVG	18.78	18.89	21.84	-	-	-1.54	20.30	23.01	-2.71	
5270	54	CDD	AVG	18.48	18.47	21.48	23.98	-2.50	-0.20	21.28	30.00	-8.72	
5310	62	CDD	AVG	13.41	13.44	16.44	23.98	-7.54	-0.20	16.24	30.00	-13.76	
5510	102	CDD	AVG	12.50	12.38	15.45	23.98	-8.53	1.80	17.25	30.00	-12.75	
5550	110	CDD	AVG	17.91	17.95	20.94	23.98	-3.04	1.80	22.74	30.00	-7.26	
5670	134	CDD	AVG	14.86	15.00	17.94	23.98	-6.04	1.80	19.74	30.00	-10.26	
5710	142	CDD	AVG	19.40	19.26	22.34	23.98	-1.64	1.80	24.14	30.00	-5.86	
5755	151	CDD	AVG	19.50	19.50	22.51	30.00	-7.49	2.40	24.91	-	-	
5795	159	CDD	AVG	19.35	19.41	22.39	30.00	-7.61	2.40	24.79	-	-	

Table 7-130. ISED CDD/SDM Primary 40MHz BW 802.11n (UNII) Maximum Conducted Output Power and Max EIRP (High Data Rate)

FCC ID: BCGA2899 IC: 579C-A2899		MEASUREMENT REPORT (CERTIFICATION)	Approved by: Technical Manager
Test Report S/N: 1C2311270066-24-R1.BCG	Test Dates: 11/29/2023 - 1/19/2024	EUT Type: Tablet Device	Page 112 of 594

5GHz (40MHz Bandwidth)	Freq [MHz]	Channel	Mode	Detector	Conducted Power [dBm]			Conducted Power Limit [dBm]	Conducted Power Margin [dB]	Directional Ant. Gain [dBi]	Max e.i.r.p. [dBm]	Max e.i.r.p. Limit [dBm]	e.i.r.p. Margin [dB]
					Antenna 5T	Antenna 3b	Summed						
					5190	38	CDD						
5230	46	SDM	AVG	19.25	19.04	22.16	-	-	-1.54	20.62	23.01	-2.39	
5270	54	CDD	AVG	19.47	19.45	22.47	23.98	-1.51	-0.20	22.27	30.00	-7.73	
5310	62	CDD	AVG	15.50	15.45	18.49	23.98	-5.49	-0.20	18.29	30.00	-11.71	
5510	102	CDD	AVG	15.27	15.37	18.33	23.98	-5.65	1.80	20.13	30.00	-9.87	
5550	110	CDD	AVG	18.42	18.48	21.46	23.98	-2.52	1.80	23.26	30.00	-6.74	
5670	134	CDD	AVG	17.00	17.00	20.01	23.98	-3.97	1.80	21.81	30.00	-8.19	
5710	142	CDD	AVG	19.50	19.50	22.51	23.98	-1.47	1.80	24.31	30.00	-5.69	
5755	151	CDD	AVG	19.20	19.36	22.29	30.00	-7.71	2.40	24.69	-	-	
5795	159	CDD	AVG	19.33	19.31	22.33	30.00	-7.67	2.40	24.73	-	-	

Table 7-131. ISED CDD/SDM Primary 40MHz BW 802.11ax(SU) (UNII) Maximum Conducted Output Power and Max EIRP (Low Data Rate)

5GHz (40MHz Bandwidth)	Freq [MHz]	Channel	Mode	Detector	Conducted Power [dBm]			Conducted Power Limit [dBm]	Conducted Power Margin [dB]	Directional Ant. Gain [dBi]	Max e.i.r.p. [dBm]	Max e.i.r.p. Limit [dBm]	e.i.r.p. Margin [dB]
					Antenna 5T	Antenna 3b	Summed						
					5190	38	CDD						
5230	46	SDM	AVG	19.25	19.20	22.24	-	-	-1.54	20.70	23.01	-2.31	
5270	54	CDD	AVG	19.00	18.90	21.96	23.98	-2.02	-0.20	21.76	30.00	-8.24	
5310	62	CDD	AVG	14.45	14.34	17.41	23.98	-6.57	-0.20	17.21	30.00	-12.79	
5510	102	CDD	AVG	14.46	14.29	17.39	23.98	-6.59	1.80	19.19	30.00	-10.81	
5550	110	CDD	AVG	17.83	17.88	20.87	23.98	-3.11	1.80	22.67	30.00	-7.33	
5670	134	CDD	AVG	15.98	15.83	18.92	23.98	-5.06	1.80	20.72	30.00	-9.28	
5710	142	CDD	AVG	19.50	19.42	22.47	23.98	-1.51	1.80	24.27	30.00	-5.73	
5755	151	CDD	AVG	19.36	19.50	22.44	30.00	-7.56	2.40	24.84	-	-	
5795	159	CDD	AVG	19.14	19.38	22.27	30.00	-7.73	2.40	24.67	-	-	

Table 7-132. ISED CDD/SDM Primary 40MHz BW 802.11ax(SU) (UNII) Maximum Conducted Output Power and Max EIRP (Mid Data Rate)

5GHz (40MHz Bandwidth)	Freq [MHz]	Channel	Mode	Detector	Conducted Power [dBm]			Conducted Power Limit [dBm]	Conducted Power Margin [dB]	Directional Ant. Gain [dBi]	Max e.i.r.p. [dBm]	Max e.i.r.p. Limit [dBm]	e.i.r.p. Margin [dB]
					Antenna 5T	Antenna 3b	Summed						
					5190	38	CDD						
5230	46	SDM	AVG	19.00	18.76	21.89	-	-	-1.54	20.35	23.01	-2.66	
5270	54	CDD	AVG	18.49	18.50	21.50	23.98	-2.48	-0.20	21.30	30.00	-8.70	
5310	62	CDD	AVG	13.50	13.33	16.43	23.98	-7.55	-0.20	16.23	30.00	-13.77	
5510	102	CDD	AVG	12.50	12.41	15.47	23.98	-8.51	1.80	17.27	30.00	-12.73	
5550	110	CDD	AVG	17.28	17.41	20.35	23.98	-3.63	1.80	22.15	30.00	-7.85	
5670	134	CDD	AVG	14.56	14.71	17.65	23.98	-6.33	1.80	19.45	30.00	-10.55	
5710	142	CDD	AVG	19.41	19.46	22.44	23.98	-1.54	1.80	24.24	30.00	-5.76	
5755	151	CDD	AVG	19.39	19.27	22.34	30.00	-7.66	2.40	24.74	-	-	
5795	159	CDD	AVG	19.50	19.33	22.43	30.00	-7.57	2.40	24.83	-	-	

Table 7-133. ISED CDD/SDM Primary 40MHz BW 802.11ax(SU) (UNII) Maximum Conducted Output Power and Max EIRP (High Data Rate)

FCC ID: BCGA2899 IC: 579C-A2899		MEASUREMENT REPORT (CERTIFICATION)	Approved by: Technical Manager
Test Report S/N: 1C2311270066-24-R1.BCG	Test Dates: 11/29/2023 - 1/19/2024	EUT Type: Tablet Device	Page 113 of 594

5GHz (80MHz Bandwidth)	Freq [MHz]	Channel	Mode	Detector	Conducted Power [dBm]			Conducted Power Limit [dBm]	Conducted Power Margin [dB]	Directional Ant. Gain [dBi]	Max e.i.r.p. [dBm]	Max e.i.r.p. Limit [dBm]	e.i.r.p. Margin [dB]
					Antenna 5T	Antenna 3b	Summed						
					5210	42	CDD						
5290	58	CDD	AVG	15.33	15.49	18.42	23.98	-5.56	-0.20	18.22	30.00	-11.78	
5530	106	CDD	AVG	15.50	15.38	18.45	23.98	-5.53	1.80	20.25	30.00	-9.75	
5690	138	CDD	AVG	19.50	19.47	22.50	23.98	-1.48	1.80	24.30	30.00	-5.70	
5775	155	CDD	AVG	17.83	17.96	20.90	30.00	-9.10	2.40	23.30	-	-	

Table 7-134. ISED CDD Primary 80MHz BW 802.11ac (UNII) Maximum Conducted Output Power and Max EIRP (Low Data Rate)

5GHz (80MHz Bandwidth)	Freq [MHz]	Channel	Mode	Detector	Conducted Power [dBm]			Conducted Power Limit [dBm]	Conducted Power Margin [dB]	Directional Ant. Gain [dBi]	Max e.i.r.p. [dBm]	Max e.i.r.p. Limit [dBm]	e.i.r.p. Margin [dB]
					Antenna 5T	Antenna 3b	Summed						
					5210	42	CDD						
5290	58	CDD	AVG	14.29	14.27	17.29	23.98	-6.69	-0.20	17.09	30.00	-12.91	
5530	106	CDD	AVG	14.47	14.27	17.38	23.98	-6.60	1.80	19.18	30.00	-10.82	
5690	138	CDD	AVG	19.27	19.44	22.37	23.98	-1.61	1.80	24.17	30.00	-5.83	
5775	155	CDD	AVG	17.50	17.50	20.51	30.00	-9.49	2.40	22.91	-	-	

Table 7-135. ISED CDD Primary 80MHz BW 802.11ac (UNII) Maximum Conducted Output Power and Max EIRP (Mid Data Rate)

5GHz (80MHz Bandwidth)	Freq [MHz]	Channel	Mode	Detector	Conducted Power [dBm]			Conducted Power Limit [dBm]	Conducted Power Margin [dB]	Directional Ant. Gain [dBi]	Max e.i.r.p. [dBm]	Max e.i.r.p. Limit [dBm]	e.i.r.p. Margin [dB]
					Antenna 5T	Antenna 3b	Summed						
					5210	42	CDD						
5290	58	CDD	AVG	13.50	13.29	16.40	23.98	-7.58	-0.20	16.20	30.00	-13.80	
5530	106	CDD	AVG	12.46	12.49	15.48	23.98	-8.50	1.80	17.28	30.00	-12.72	
5690	138	CDD	AVG	19.50	19.30	22.41	23.98	-1.57	1.80	24.21	30.00	-5.79	
5775	155	CDD	AVG	16.41	16.34	19.38	30.00	-10.62	2.40	21.78	-	-	

Table 7-136. ISED CDD Primary 80MHz BW 802.11ac (UNII) Maximum Conducted Output Power and Max EIRP (High Data Rate)

5GHz (80MHz Bandwidth)	Freq [MHz]	Channel	Mode	Detector	Conducted Power [dBm]			Conducted Power Limit [dBm]	Conducted Power Margin [dB]	Directional Ant. Gain [dBi]	Max e.i.r.p. [dBm]	Max e.i.r.p. Limit [dBm]	e.i.r.p. Margin [dB]
					Antenna 5T	Antenna 3b	Summed						
					5210	42	CDD						
5290	58	CDD	AVG	14.95	14.93	17.95	23.98	-6.03	-0.20	17.75	30.00	-12.25	
5530	106	CDD	AVG	13.98	14.00	17.00	23.98	-6.98	1.80	18.80	30.00	-11.20	
5690	138	CDD	AVG	19.40	19.45	22.44	23.98	-1.54	1.80	24.24	30.00	-5.76	
5775	155	CDD	AVG	17.75	17.75	20.76	30.00	-9.24	2.40	23.16	-	-	

Table 7-137. ISED CDD Primary 80MHz BW 802.11ax(SU) (UNII) Maximum Conducted Output Power and Max EIRP (Low Data Rate)

5GHz (80MHz Bandwidth)	Freq [MHz]	Channel	Mode	Detector	Conducted Power [dBm]			Conducted Power Limit [dBm]	Conducted Power Margin [dB]	Directional Ant. Gain [dBi]	Max e.i.r.p. [dBm]	Max e.i.r.p. Limit [dBm]	e.i.r.p. Margin [dB]
					Antenna 5T	Antenna 3b	Summed						
					5210	42	CDD						
5290	58	CDD	AVG	14.31	14.38	17.35	23.98	-6.63	-0.20	17.15	30.00	-12.85	
5530	106	CDD	AVG	13.50	13.23	16.38	23.98	-7.60	1.80	18.18	30.00	-11.82	
5690	138	CDD	AVG	19.50	19.46	22.49	23.98	-1.49	1.80	24.29	30.00	-5.71	
5775	155	CDD	AVG	16.88	16.83	19.86	30.00	-10.14	2.40	22.26	-	-	

Table 7-138. ISED CDD Primary 80MHz BW 802.11ax(SU) (UNII) Maximum Conducted Output Power and Max EIRP (Mid Data Rate)

5GHz (80MHz Bandwidth)	Freq [MHz]	Channel	Mode	Detector	Conducted Power [dBm]			Conducted Power Limit [dBm]	Conducted Power Margin [dB]	Directional Ant. Gain [dBi]	Max e.i.r.p. [dBm]	Max e.i.r.p. Limit [dBm]	e.i.r.p. Margin [dB]
					Antenna 5T	Antenna 3b	Summed						
					5210	42	CDD						
5290	58	CDD	AVG	13.46	13.33	16.41	23.98	-7.57	-0.20	16.21	30.00	-13.79	
5530	106	CDD	AVG	12.39	12.49	15.45	23.98	-8.53	1.80	17.25	30.00	-12.75	
5690	138	CDD	AVG	19.40	19.50	22.46	23.98	-1.52	1.80	24.26	30.00	-5.74	
5775	155	CDD	AVG	16.32	16.44	19.39	30.00	-10.61	2.40	21.79	-	-	

Table 7-139. ISED CDD Primary 80MHz BW 802.11ax(SU) (UNII) Maximum Conducted Output Power and Max EIRP (High Data Rate)

FCC ID: BCGA2899 IC: 579C-A2899		MEASUREMENT REPORT (CERTIFICATION)		Approved by: Technical Manager
Test Report S/N: 1C2311270066-24-R1.BCG	Test Dates: 11/29/2023 - 1/19/2024	EUT Type: Tablet Device		Page 114 of 594

5GHz (160MHz Bandwidth)	Freq [MHz]	Channel	Mode	Detector	Conducted Power [dBm]			Conducted Power Limit [dBm]	Conducted Power Margin [dB]	Directional Ant. Gain [dBi]	Max e.i.r.p. [dBm]	Max e.i.r.p. Limit [dBm]	e.i.r.p. Margin [dB]
					Antenna 5T	Antenna 3b	Summed						
					5250	50	CDD						

Table 7-140. ISED CDD Primary 160MHz BW 802.11ac (UNII) Maximum Conducted Output Power (Low Data Rate)

5GHz (160MHz Bandwidth)	Freq [MHz]	Channel	Mode	Detector	Conducted Power [dBm]			Conducted Power Limit [dBm]	Conducted Power Margin [dB]	Directional Ant. Gain [dBi]	Max e.i.r.p. [dBm]	Max e.i.r.p. Limit [dBm]	e.i.r.p. Margin [dB]
					Antenna 5T	Antenna 3b	Summed						
					5250	50	CDD						

Table 7-141. ISED CDD Primary 160MHz BW 802.11ac (UNII) Maximum Conducted Output Power (Mid Data Rate)

5GHz (160MHz Bandwidth)	Freq [MHz]	Channel	Mode	Detector	Conducted Power [dBm]			Conducted Power Limit [dBm]	Conducted Power Margin [dB]	Directional Ant. Gain [dBi]	Max e.i.r.p. [dBm]	Max e.i.r.p. Limit [dBm]	e.i.r.p. Margin [dB]
					Antenna 5T	Antenna 3b	Summed						
					5250	50	CDD						

Table 7-142. ISED CDD Primary 160MHz BW 802.11ac (UNII) Maximum Conducted Output Power (High Data Rate)

5GHz (160MHz Bandwidth)	Freq [MHz]	Channel	Mode	Detector	Conducted Power [dBm]			Conducted Power Limit [dBm]	Conducted Power Margin [dB]	Directional Ant. Gain [dBi]	Max e.i.r.p. [dBm]	Max e.i.r.p. Limit [dBm]	e.i.r.p. Margin [dB]
					Antenna 5T	Antenna 3b	Summed						
					5250	50	CDD						

Table 7-143. ISED CDD Primary 160MHz BW 802.11ax (UNII) Maximum Conducted Output Power (Low Data Rate)

5GHz (160MHz Bandwidth)	Freq [MHz]	Channel	Mode	Detector	Conducted Power [dBm]			Conducted Power Limit [dBm]	Conducted Power Margin [dB]	Directional Ant. Gain [dBi]	Max e.i.r.p. [dBm]	Max e.i.r.p. Limit [dBm]	e.i.r.p. Margin [dB]
					Antenna 5T	Antenna 3b	Summed						
					5250	50	CDD						

Table 7-144. ISED CDD Primary 160MHz BW 802.11ax (UNII) Maximum Conducted Output Power (Mid Data Rate)

5GHz (160MHz Bandwidth)	Freq [MHz]	Channel	Mode	Detector	Conducted Power [dBm]			Conducted Power Limit [dBm]	Conducted Power Margin [dB]	Directional Ant. Gain [dBi]	Max e.i.r.p. [dBm]	Max e.i.r.p. Limit [dBm]	e.i.r.p. Margin [dB]
					Antenna 5T	Antenna 3b	Summed						
					5250	50	CDD						

Table 7-145. ISED CDD Primary 160MHz BW 802.11ax (UNII) Maximum Conducted Output Power (High Data Rate)

FCC ID: BCGA2899 IC: 579C-A2899		MEASUREMENT REPORT (CERTIFICATION)	Approved by: Technical Manager
Test Report S/N: 1C2311270066-24-R1.BCG	Test Dates: 11/29/2023 - 1/19/2024	EUT Type: Tablet Device	Page 115 of 594

7.4.9 FCC CDD Diversity Maximum Conducted Output Power Measurements

5GHz (20MHz Bandwidth)	Freq [MHz]	Channel	Mode	Detector	Conducted Power [dBm]			Conducted Power Limit [dBm]	Conducted Power Margin [dB]
					Antenna 5T	Antenna 1b	Summed		
					5180	36	CDD		
5200	40	CDD	AVG	16.98	15.18	19.18	23.98	-4.80	
5240	48	CDD	AVG	16.96	15.17	19.17	23.98	-4.81	
5260	52	CDD	AVG	16.90	15.25	19.16	23.98	-4.82	
5300	60	CDD	AVG	17.00	15.25	19.22	23.98	-4.76	
5320	64	CDD	AVG	16.91	15.01	19.07	23.98	-4.91	
5500	100	CDD	AVG	16.95	15.23	19.19	23.98	-4.79	
5580	116	CDD	AVG	16.90	15.25	19.16	23.98	-4.82	
5680	136	CDD	AVG	16.93	15.04	19.10	23.98	-4.88	
5700	140	CDD	AVG	16.45	14.68	18.67	23.98	-5.31	
5720	144	CDD	AVG	17.00	15.04	19.14	23.98	-4.84	
5745	149	CDD	AVG	19.50	17.61	21.67	30.00	-8.33	
5785	157	CDD	AVG	19.39	17.67	21.62	30.00	-8.38	
5825	165	CDD	AVG	19.48	17.75	21.71	30.00	-8.29	

Table 7-146. FCC CDD Diversity 20MHz BW 802.11a (UNII) Maximum Conducted Output Power (Low Data Rate)

5GHz (20MHz Bandwidth)	Freq [MHz]	Channel	Mode	Detector	Conducted Power [dBm]			Conducted Power Limit [dBm]	Conducted Power Margin [dB]
					Antenna 5T	Antenna 1b	Summed		
					5180	36	CDD		
5200	40	CDD	AVG	16.80	15.25	19.10	23.98	-4.88	
5240	48	CDD	AVG	16.99	15.25	19.22	23.98	-4.76	
5260	52	CDD	AVG	16.99	15.12	19.17	23.98	-4.81	
5300	60	CDD	AVG	17.00	15.14	19.18	23.98	-4.80	
5320	64	CDD	AVG	16.48	14.72	18.70	23.98	-5.28	
5500	100	CDD	AVG	15.99	14.00	18.12	23.98	-5.86	
5520	104	CDD	AVG	16.85	15.19	19.11	23.98	-4.87	
5580	116	CDD	AVG	16.99	15.11	19.16	23.98	-4.82	
5680	136	CDD	AVG	16.95	15.22	19.18	23.98	-4.80	
5700	140	CDD	AVG	15.35	13.65	17.59	23.98	-6.39	
5720	144	CDD	AVG	16.90	15.11	19.11	23.98	-4.87	
5745	149	CDD	AVG	19.43	17.62	21.63	30.00	-8.37	
5785	157	CDD	AVG	19.45	17.66	21.66	30.00	-8.34	
5825	165	CDD	AVG	19.50	17.75	21.72	30.00	-8.28	

Table 7-147. FCC CDD Diversity 20MHz BW 802.11a (UNII) Maximum Conducted Output Power (Mid Data Rate)

FCC ID: BCGA2899 IC: 579C-A2899		MEASUREMENT REPORT (CERTIFICATION)	Approved by: Technical Manager
Test Report S/N: 1C2311270066-24-R1.BCG	Test Dates: 11/29/2023 - 1/19/2024	EUT Type: Tablet Device	Page 116 of 594

5GHz (20MHz Bandwidth)	Freq [MHz]	Channel	Mode	Detector	Conducted Power [dBm]			Conducted Power Limit [dBm]	Conducted Power Margin [dB]
					Antenna 5T	Antenna 1b	Summed		
					5180	36	CDD		
5200	40	CDD	AVG	16.94	15.06	19.11	23.98	-4.87	
5240	48	CDD	AVG	16.99	15.25	19.22	23.98	-4.76	
5260	52	CDD	AVG	16.88	15.23	19.14	23.98	-4.84	
5300	60	CDD	AVG	16.96	15.24	19.19	23.98	-4.79	
5320	64	CDD	AVG	15.92	14.07	18.10	23.98	-5.88	
5500	100	CDD	AVG	14.30	12.56	16.52	23.98	-7.46	
5520	104	CDD	AVG	16.99	15.25	19.22	23.98	-4.76	
5580	116	CDD	AVG	16.85	15.19	19.11	23.98	-4.87	
5680	136	CDD	AVG	17.00	15.12	19.17	23.98	-4.81	
5700	140	CDD	AVG	13.45	11.56	15.62	23.98	-8.36	
5720	144	CDD	AVG	16.95	15.09	19.13	23.98	-4.85	
5745	149	CDD	AVG	19.50	17.75	21.72	30.00	-8.28	
5785	157	CDD	AVG	19.48	17.64	21.67	30.00	-8.33	
5825	165	CDD	AVG	16.49	17.75	20.18	30.00	-9.82	

Table 7-148. FCC CDD Diversity 20MHz BW 802.11a (UNII) Maximum Conducted Output Power (High Data Rate)

5GHz (20MHz Bandwidth)	Freq [MHz]	Channel	Mode	Detector	Conducted Power [dBm]			Conducted Power Limit [dBm]	Conducted Power Margin [dB]
					Antenna 5T	Antenna 1b	Summed		
					5180	36	CDD		
5200	40	CDD	AVG	16.88	15.25	19.15	23.98	-4.83	
5240	48	CDD	AVG	16.76	15.06	19.00	23.98	-4.98	
5260	52	CDD	AVG	16.97	15.25	19.20	23.98	-4.78	
5300	60	CDD	AVG	17.00	15.24	19.22	23.98	-4.76	
5320	64	CDD	AVG	17.00	15.06	19.15	23.98	-4.83	
5500	100	CDD	AVG	16.95	15.25	19.19	23.98	-4.79	
5580	116	CDD	AVG	16.80	15.25	19.10	23.98	-4.88	
5680	136	CDD	AVG	17.00	15.25	19.22	23.98	-4.76	
5700	140	CDD	AVG	16.35	14.75	18.64	23.98	-5.34	
5720	144	CDD	AVG	16.71	15.22	19.04	23.98	-4.94	
5745	149	CDD	AVG	19.26	17.70	21.56	30.00	-8.44	
5785	157	CDD	AVG	19.27	17.50	21.48	30.00	-8.52	
5825	165	CDD	AVG	19.50	17.75	21.72	30.00	-8.28	

Table 7-149. FCC CDD Diversity 20MHz BW 802.11n (UNII) Maximum Conducted Output Power (Low Data Rate)

FCC ID: BCGA2899 IC: 579C-A2899		MEASUREMENT REPORT (CERTIFICATION)	Approved by: Technical Manager
Test Report S/N: 1C2311270066-24-R1.BCG	Test Dates: 11/29/2023 - 1/19/2024	EUT Type: Tablet Device	Page 117 of 594

5GHz (20MHz Bandwidth)	Freq [MHz]	Channel	Mode	Detector	Conducted Power [dBm]			Conducted Power Limit [dBm]	Conducted Power Margin [dB]
					Antenna 5T	Antenna 1b	Summed		
	5180	36	CDD	AVG	16.42	14.54	18.59	23.98	-5.39
5200	40	CDD	AVG	16.92	15.17	19.14	23.98	-4.84	
5240	48	CDD	AVG	17.00	15.17	19.19	23.98	-4.79	
5260	52	CDD	AVG	16.98	15.13	19.16	23.98	-4.82	
5300	60	CDD	AVG	16.94	15.25	19.19	23.98	-4.79	
5320	64	CDD	AVG	16.34	14.75	18.63	23.98	-5.35	
5500	100	CDD	AVG	15.80	14.12	18.05	23.98	-5.93	
5520	104	CDD	AVG	16.76	15.25	19.08	23.98	-4.90	
5580	116	CDD	AVG	16.84	15.25	19.13	23.98	-4.85	
5680	136	CDD	AVG	17.00	15.25	19.22	23.98	-4.76	
5700	140	CDD	AVG	15.50	13.65	17.68	23.98	-6.30	
5720	144	CDD	AVG	16.73	15.18	19.03	23.98	-4.95	
5745	149	CDD	AVG	19.27	17.52	21.49	30.00	-8.51	
5785	157	CDD	AVG	19.25	17.54	21.49	30.00	-8.51	
5825	165	CDD	AVG	19.50	17.51	21.63	30.00	-8.37	

Table 7-150. FCC CDD Diversity 20MHz BW 802.11n (UNII) Maximum Conducted Output Power (Mid Data Rate)

5GHz (20MHz Bandwidth)	Freq [MHz]	Channel	Mode	Detector	Conducted Power [dBm]			Conducted Power Limit [dBm]	Conducted Power Margin [dB]
					Antenna 5T	Antenna 1b	Summed		
	5180	36	CDD	AVG	15.87	14.11	18.09	23.98	-5.89
5200	40	CDD	AVG	16.91	15.25	19.17	23.98	-4.81	
5240	48	CDD	AVG	16.84	15.25	19.12	23.98	-4.86	
5260	52	CDD	AVG	16.96	15.25	19.20	23.98	-4.78	
5300	60	CDD	AVG	16.87	15.22	19.14	23.98	-4.84	
5320	64	CDD	AVG	15.97	14.25	18.21	23.98	-5.77	
5500	100	CDD	AVG	14.46	12.58	16.63	23.98	-7.35	
5520	104	CDD	AVG	16.85	15.25	19.13	23.98	-4.85	
5580	116	CDD	AVG	16.84	15.24	19.12	23.98	-4.86	
5680	136	CDD	AVG	16.80	15.21	19.09	23.98	-4.89	
5700	140	CDD	AVG	13.50	11.74	15.72	23.98	-8.26	
5720	144	CDD	AVG	16.76	15.17	19.05	23.98	-4.93	
5745	149	CDD	AVG	19.33	17.75	21.62	30.00	-8.38	
5785	157	CDD	AVG	19.26	17.75	21.58	30.00	-8.42	
5825	165	CDD	AVG	19.38	17.75	21.65	30.00	-8.35	

Table 7-151. FCC CDD Diversity 20MHz BW 802.11n (UNII) Maximum Conducted Output Power (High Data Rate)

FCC ID: BCGA2899 IC: 579C-A2899		MEASUREMENT REPORT (CERTIFICATION)	Approved by: Technical Manager
Test Report S/N: 1C2311270066-24-R1.BCG	Test Dates: 11/29/2023 - 1/19/2024	EUT Type: Tablet Device	Page 118 of 594

5GHz (20MHz Bandwidth)	Freq [MHz]	Channel	Mode	Detector	Conducted Power [dBm]			Conducted Power Limit [dBm]	Conducted Power Margin [dB]
					Antenna 5T	Antenna 1b	Summed		
	5180	36	CDD	AVG	16.50	14.75	18.72	23.98	-5.26
5200	40	CDD	AVG	17.00	15.22	19.21	23.98	-4.77	
5240	48	CDD	AVG	16.76	15.20	19.06	23.98	-4.92	
5260	52	CDD	AVG	16.92	15.16	19.14	23.98	-4.84	
5300	60	CDD	AVG	16.81	15.09	19.05	23.98	-4.93	
5320	64	CDD	AVG	17.00	15.01	19.13	23.98	-4.85	
5500	100	CDD	AVG	17.00	15.25	19.22	23.98	-4.76	
5580	116	CDD	AVG	16.99	15.25	19.22	23.98	-4.76	
5680	136	CDD	AVG	17.00	15.03	19.14	23.98	-4.84	
5700	140	CDD	AVG	15.26	13.72	17.57	23.98	-6.41	
5720	144	CDD	AVG	17.00	15.25	19.22	23.98	-4.76	
5745	149	CDD	AVG	19.50	17.72	21.71	30.00	-8.29	
5785	157	CDD	AVG	19.34	17.65	21.59	30.00	-8.41	
5825	165	CDD	AVG	19.34	17.62	21.57	30.00	-8.43	

Table 7-152. FCC CDD Diversity 20MHz BW 802.11ax(SU) (UNII) Maximum Conducted Output Power (Low Data Rate)

5GHz (20MHz Bandwidth)	Freq [MHz]	Channel	Mode	Detector	Conducted Power [dBm]			Conducted Power Limit [dBm]	Conducted Power Margin [dB]
					Antenna 5T	Antenna 1b	Summed		
	5180	36	CDD	AVG	16.00	14.23	18.22	23.98	-5.76
5200	40	CDD	AVG	17.00	15.17	19.19	23.98	-4.79	
5240	48	CDD	AVG	17.00	15.22	19.21	23.98	-4.77	
5260	52	CDD	AVG	16.91	15.17	19.14	23.98	-4.84	
5300	60	CDD	AVG	17.00	15.23	19.21	23.98	-4.77	
5320	64	CDD	AVG	15.83	14.11	18.06	23.98	-5.92	
5500	100	CDD	AVG	15.94	14.11	18.13	23.98	-5.85	
5520	104	CDD	AVG	17.00	15.06	19.15	23.98	-4.83	
5580	116	CDD	AVG	16.90	15.08	19.10	23.98	-4.88	
5680	136	CDD	AVG	16.99	15.11	19.16	23.98	-4.82	
5700	140	CDD	AVG	14.50	12.62	16.67	23.98	-7.31	
5720	144	CDD	AVG	17.00	15.25	19.22	23.98	-4.76	
5745	149	CDD	AVG	19.36	17.75	21.64	30.00	-8.36	
5785	157	CDD	AVG	19.50	17.75	21.72	30.00	-8.28	
5825	165	CDD	AVG	19.32	17.58	21.55	30.00	-8.45	

Table 7-153. FCC CDD Diversity 20MHz BW 802.11ax(SU) (UNII) Maximum Conducted Output Power (Mid Data Rate)

FCC ID: BCGA2899 IC: 579C-A2899		MEASUREMENT REPORT (CERTIFICATION)	Approved by: Technical Manager
Test Report S/N: 1C2311270066-24-R1.BCG	Test Dates: 11/29/2023 - 1/19/2024	EUT Type: Tablet Device	Page 119 of 594

5GHz (20MHz Bandwidth)	Freq [MHz]	Channel	Mode	Detector	Conducted Power [dBm]			Conducted Power Limit [dBm]	Conducted Power Margin [dB]
					Antenna 5T	Antenna 1b	Summed		
					5180	36	CDD		
5200	40	CDD	AVG	16.88	15.05	19.07	23.98	-4.91	
5240	48	CDD	AVG	16.96	15.05	19.12	23.98	-4.86	
5260	52	CDD	AVG	17.00	15.04	19.14	23.98	-4.84	
5300	60	CDD	AVG	17.00	15.25	19.22	23.98	-4.76	
5320	64	CDD	AVG	15.50	13.75	17.72	23.98	-6.26	
5500	100	CDD	AVG	14.50	12.59	16.66	23.98	-7.32	
5520	104	CDD	AVG	17.00	15.16	19.19	23.98	-4.79	
5580	116	CDD	AVG	16.99	15.25	19.22	23.98	-4.76	
5680	136	CDD	AVG	17.00	15.23	19.21	23.98	-4.77	
5700	140	CDD	AVG	13.00	11.25	15.22	23.98	-8.76	
5720	144	CDD	AVG	16.85	15.25	19.13	23.98	-4.85	
5745	149	CDD	AVG	19.34	17.57	21.55	30.00	-8.45	
5785	157	CDD	AVG	19.33	17.54	21.53	30.00	-8.47	
5825	165	CDD	AVG	19.28	17.75	21.59	30.00	-8.41	

Table 7-154. FCC CDD Diversity 20MHz BW 802.11ax(SU) (UNII) Maximum Conducted Output Power (High Data Rate)

5GHz (40MHz Bandwidth)	Freq [MHz]	Channel	Mode	Detector	Conducted Power [dBm]			Conducted Power Limit [dBm]	Conducted Power Margin [dB]
					Antenna 5T	Antenna 1b	Summed		
					5190	38	CDD		
5230	46	CDD	AVG	19.34	17.75	21.62	23.98	-2.36	
5270	54	CDD	AVG	19.34	17.66	21.59	23.98	-2.39	
5310	62	CDD	AVG	16.34	14.67	18.60	23.98	-5.38	
5510	102	CDD	AVG	15.92	14.25	18.18	23.98	-5.80	
5550	110	CDD	AVG	19.00	17.14	21.18	23.98	-2.80	
5590	118	CDD	AVG	19.50	17.75	21.72	23.98	-2.26	
5630	126	CDD	AVG	19.41	17.62	21.62	23.98	-2.36	
5670	134	CDD	AVG	17.94	16.13	20.14	23.98	-3.84	
5710	142	CDD	AVG	19.50	17.58	21.66	23.98	-2.32	
5755	151	CDD	AVG	19.26	17.50	21.48	30.00	-8.52	
5795	159	CDD	AVG	19.26	17.52	21.49	30.00	-8.51	

Table 7-155. FCC CDD Diversity 40MHz BW 802.11n (UNII) Maximum Conducted Output Power (Low Data Rate)

5GHz (40MHz Bandwidth)	Freq [MHz]	Channel	Mode	Detector	Conducted Power [dBm]			Conducted Power Limit [dBm]	Conducted Power Margin [dB]
					Antenna 5T	Antenna 1b	Summed		
					5190	38	CDD		
5230	46	CDD	AVG	19.43	17.57	21.61	23.98	-2.37	
5270	54	CDD	AVG	19.22	17.41	21.42	23.98	-2.56	
5310	62	CDD	AVG	15.50	13.69	17.70	23.98	-6.28	
5510	102	CDD	AVG	14.62	13.00	16.90	23.98	-7.08	
5550	110	CDD	AVG	18.50	16.64	20.68	23.98	-3.30	
5590	118	CDD	AVG	19.50	17.75	21.72	23.98	-2.26	
5630	126	CDD	AVG	19.50	17.57	21.65	23.98	-2.33	
5670	134	CDD	AVG	17.00	15.16	19.19	23.98	-4.79	
5710	142	CDD	AVG	19.42	17.63	21.63	23.98	-2.35	
5755	151	CDD	AVG	19.50	17.62	21.67	30.00	-8.33	
5795	159	CDD	AVG	19.50	17.70	21.70	30.00	-8.30	

Table 7-156. FCC CDD Diversity 40MHz BW 802.11n (UNII) Maximum Conducted Output Power (Mid Data Rate)

FCC ID: BCGA2899 IC: 579C-A2899		MEASUREMENT REPORT (CERTIFICATION)	Approved by: Technical Manager
Test Report S/N: 1C2311270066-24-R1.BCG	Test Dates: 11/29/2023 - 1/19/2024	EUT Type: Tablet Device	Page 120 of 594

5GHz (40MHz Bandwidth)	Freq [MHz]	Channel	Mode	Detector	Conducted Power [dBm]			Conducted Power Limit [dBm]	Conducted Power Margin [dB]
					Antenna 5T	Antenna 1b	Summed		
					5190	38	CDD		
5230	46	CDD	AVG	18.99	17.02	21.13	23.98	-2.85	
5270	54	CDD	AVG	18.50	16.75	20.72	23.98	-3.26	
5310	62	CDD	AVG	13.17	11.71	15.51	23.98	-8.47	
5510	102	CDD	AVG	12.50	10.74	14.72	23.98	-9.26	
5550	110	CDD	AVG	17.97	16.02	20.12	23.98	-3.86	
5590	118	CDD	AVG	19.28	17.63	21.54	23.98	-2.44	
5630	126	CDD	AVG	19.30	17.70	21.58	23.98	-2.40	
5670	134	CDD	AVG	15.00	13.02	17.13	23.98	-6.85	
5710	142	CDD	AVG	19.46	17.75	21.70	23.98	-2.28	
5755	151	CDD	AVG	19.50	17.57	21.65	30.00	-8.35	
5795	159	CDD	AVG	19.48	17.48	21.60	30.00	-8.40	

Table 7-157. FCC CDD Diversity 40MHz BW 802.11n (UNII) Maximum Conducted Output Power (High Data Rate)

5GHz (40MHz Bandwidth)	Freq [MHz]	Channel	Mode	Detector	Conducted Power [dBm]			Conducted Power Limit [dBm]	Conducted Power Margin [dB]
					Antenna 5T	Antenna 1b	Summed		
					5190	38	CDD		
5230	46	CDD	AVG	19.37	17.63	21.60	23.98	-2.38	
5270	54	CDD	AVG	19.50	17.56	21.65	23.98	-2.33	
5310	62	CDD	AVG	15.38	13.55	17.57	23.98	-6.41	
5510	102	CDD	AVG	15.35	13.75	17.63	23.98	-6.35	
5550	110	CDD	AVG	18.20	16.75	20.55	23.98	-3.43	
5590	118	CDD	AVG	19.39	17.51	21.56	23.98	-2.42	
5630	126	CDD	AVG	19.50	17.53	21.64	23.98	-2.34	
5670	134	CDD	AVG	17.00	15.01	19.13	23.98	-4.85	
5710	142	CDD	AVG	19.50	17.75	21.72	23.98	-2.26	
5755	151	CDD	AVG	19.29	17.72	21.59	30.00	-8.41	
5795	159	CDD	AVG	19.32	17.59	21.55	30.00	-8.45	

Table 7-158. FCC CDD Diversity 40MHz BW 802.11ax(SU) (UNII) Maximum Conducted Output Power (Low Data Rate)

5GHz (40MHz Bandwidth)	Freq [MHz]	Channel	Mode	Detector	Conducted Power [dBm]			Conducted Power Limit [dBm]	Conducted Power Margin [dB]
					Antenna 5T	Antenna 1b	Summed		
					5190	38	CDD		
5230	46	CDD	AVG	19.50	17.62	21.67	23.98	-2.31	
5270	54	CDD	AVG	18.94	17.25	21.19	23.98	-2.79	
5310	62	CDD	AVG	14.50	12.58	16.66	23.98	-7.32	
5510	102	CDD	AVG	14.47	12.51	16.61	23.98	-7.37	
5550	110	CDD	AVG	17.83	16.06	20.04	23.98	-3.94	
5590	118	CDD	AVG	19.50	17.75	21.72	23.98	-2.26	
5630	126	CDD	AVG	19.50	17.71	21.71	23.98	-2.27	
5670	134	CDD	AVG	16.00	14.08	18.15	23.98	-5.83	
5710	142	CDD	AVG	19.50	17.75	21.72	23.98	-2.26	
5755	151	CDD	AVG	19.44	17.63	21.64	30.00	-8.36	
5795	159	CDD	AVG	19.28	17.55	21.51	30.00	-8.49	

Table 7-159. FCC CDD Diversity 40MHz BW 802.11ax(SU) (UNII) Maximum Conducted Output Power (Mid Data Rate)

FCC ID: BCGA2899 IC: 579C-A2899		MEASUREMENT REPORT (CERTIFICATION)	Approved by: Technical Manager
Test Report S/N: 1C2311270066-24-R1.BCG	Test Dates: 11/29/2023 - 1/19/2024	EUT Type: Tablet Device	Page 121 of 594

5GHz (40MHz Bandwidth)	Freq [MHz]	Channel	Mode	Detector	Conducted Power [dBm]			Conducted Power Limit [dBm]	Conducted Power Margin [dB]
					Antenna 5T	Antenna 1b	Summed		
	5190	38	CDD	AVG	13.68	11.90	15.89	23.98	-8.09
5230	46	CDD	AVG	18.84	17.15	21.09	23.98	-2.89	
5270	54	CDD	AVG	18.40	16.66	20.63	23.98	-3.35	
5310	62	CDD	AVG	13.44	11.56	15.61	23.98	-8.37	
5510	102	CDD	AVG	12.36	10.60	14.58	23.98	-9.40	
5550	110	CDD	AVG	17.48	15.75	19.71	23.98	-4.27	
5590	118	CDD	AVG	19.41	17.75	21.67	23.98	-2.31	
5630	126	CDD	AVG	19.00	16.98	21.11	23.98	-2.87	
5670	134	CDD	AVG	14.58	12.76	16.78	23.98	-7.20	
5710	142	CDD	AVG	19.30	17.55	21.52	23.98	-2.46	
5755	151	CDD	AVG	19.50	17.46	21.61	30.00	-8.39	
5795	159	CDD	AVG	19.44	17.75	21.68	30.00	-8.32	

Table 7-160. FCC CDD Diversity 40MHz BW 802.11ax(SU) (UNII) Maximum Conducted Output Power (High Data Rate)

5GHz (80MHz Bandwidth)	Freq [MHz]	Channel	Mode	Detector	Conducted Power [dBm]			Conducted Power Limit [dBm]	Conducted Power Margin [dB]
					Antenna 5T	Antenna 1b	Summed		
	5210	42	CDD	AVG	14.57	13.00	16.86	23.98	-7.12
5290	58	CDD	AVG	15.29	13.74	17.59	23.98	-6.39	
5530	106	CDD	AVG	15.28	13.59	17.53	23.98	-6.45	
5610	122	CDD	AVG	19.00	17.09	21.16	23.98	-2.82	
5690	138	CDD	AVG	19.50	17.53	21.64	23.98	-2.34	
5775	155	CDD	AVG	17.96	16.25	20.20	30.00	-9.80	

Table 7-161. FCC CDD Diversity 80MHz BW 802.11ac (UNII) Maximum Conducted Output Power (Low Data Rate)

5GHz (80MHz Bandwidth)	Freq [MHz]	Channel	Mode	Detector	Conducted Power [dBm]			Conducted Power Limit [dBm]	Conducted Power Margin [dB]
					Antenna 5T	Antenna 1b	Summed		
	5210	42	CDD	AVG	14.15	12.29	16.33	23.98	-7.65
5290	58	CDD	AVG	14.37	12.70	16.62	23.98	-7.36	
5530	106	CDD	AVG	14.50	12.59	16.66	23.98	-7.32	
5610	122	CDD	AVG	17.84	16.18	20.10	23.98	-3.88	
5690	138	CDD	AVG	19.29	17.68	21.57	23.98	-2.41	
5775	155	CDD	AVG	17.37	15.75	19.64	30.00	-10.36	

Table 7-162. FCC CDD Diversity 80MHz BW 802.11ac (UNII) Maximum Conducted Output Power (Mid Data Rate)

5GHz (80MHz Bandwidth)	Freq [MHz]	Channel	Mode	Detector	Conducted Power [dBm]			Conducted Power Limit [dBm]	Conducted Power Margin [dB]
					Antenna 5T	Antenna 1b	Summed		
	5210	42	CDD	AVG	13.65	12.00	15.91	23.98	-8.07
5290	58	CDD	AVG	13.42	11.55	15.59	23.98	-8.39	
5530	106	CDD	AVG	12.40	10.72	14.65	23.98	-9.33	
5610	122	CDD	AVG	16.97	15.15	19.17	23.98	-4.81	
5690	138	CDD	AVG	19.50	17.67	21.69	23.98	-2.29	
5775	155	CDD	AVG	16.50	14.75	18.72	30.00	-11.28	

Table 7-163. FCC CDD Diversity 80MHz BW 802.11ac (UNII) Maximum Conducted Output Power (High Data Rate)

FCC ID: BCGA2899 IC: 579C-A2899		MEASUREMENT REPORT (CERTIFICATION)	Approved by: Technical Manager
Test Report S/N: 1C2311270066-24-R1.BCG	Test Dates: 11/29/2023 - 1/19/2024	EUT Type: Tablet Device	Page 122 of 594

5GHz (80MHz Bandwidth)	Freq [MHz]	Channel	Mode	Detector	Conducted Power [dBm]			Conducted Power Limit [dBm]	Conducted Power Margin [dB]
					Antenna 5T	Antenna 1b	Summed		
					5210	42	CDD		
5290	58	CDD	AVG	14.89	13.21	17.14	23.98	-6.84	
5530	106	CDD	AVG	13.86	12.02	16.05	23.98	-7.93	
5610	122	CDD	AVG	17.89	16.16	20.12	23.98	-3.86	
5690	138	CDD	AVG	19.45	17.61	21.64	23.98	-2.34	
5775	155	CDD	AVG	17.70	15.94	19.92	30.00	-10.08	

Table 7-164. FCC CDD Diversity 80MHz BW 802.11ax (UNII) Maximum Conducted Output Power (Low Data Rate)

5GHz (80MHz Bandwidth)	Freq [MHz]	Channel	Mode	Detector	Conducted Power [dBm]			Conducted Power Limit [dBm]	Conducted Power Margin [dB]
					Antenna 5T	Antenna 1b	Summed		
					5210	42	CDD		
5290	58	CDD	AVG	14.27	12.62	16.53	23.98	-7.45	
5530	106	CDD	AVG	13.50	11.70	15.70	23.98	-8.28	
5610	122	CDD	AVG	17.50	15.56	19.65	23.98	-4.33	
5690	138	CDD	AVG	19.27	17.61	21.53	23.98	-2.45	
5775	155	CDD	AVG	16.87	15.04	19.06	30.00	-10.94	

Table 7-165. FCC CDD Diversity 80MHz BW 802.11ax (UNII) Maximum Conducted Output Power (Mid Data Rate)

5GHz (80MHz Bandwidth)	Freq [MHz]	Channel	Mode	Detector	Conducted Power [dBm]			Conducted Power Limit [dBm]	Conducted Power Margin [dB]
					Antenna 5T	Antenna 1b	Summed		
					5210	42	CDD		
5290	58	CDD	AVG	13.37	11.75	15.65	23.98	-8.33	
5530	106	CDD	AVG	12.50	10.72	14.71	23.98	-9.27	
5610	122	CDD	AVG	16.16	14.43	18.39	23.98	-5.59	
5690	138	CDD	AVG	19.26	17.68	21.55	23.98	-2.43	
5775	155	CDD	AVG	16.45	14.75	18.69	30.00	-11.31	

Table 7-166. FCC CDD Diversity 80MHz BW 802.11ax (UNII) Maximum Conducted Output Power (High Data Rate)

5GHz (160MHz Bandwidth)	Freq [MHz]	Channel	Mode	Detector	Conducted Power [dBm]			Conducted Power Limit [dBm]	Conducted Power Margin [dB]
					Antenna 5T	Antenna 1b	Summed		
					5250	50	CDD		
5570	114	CDD	AVG	13.12	11.50	15.39	23.98	-8.59	

Table 7-167. FCC CDD Diversity 160MHz BW 802.11ac (UNII) Maximum Conducted Output Power (Low Data Rate)

5GHz (160MHz Bandwidth)	Freq [MHz]	Channel	Mode	Detector	Conducted Power [dBm]			Conducted Power Limit [dBm]	Conducted Power Margin [dB]
					Antenna 5T	Antenna 1b	Summed		
					5250	50	CDD		
5570	114	CDD	AVG	12.89	11.10	15.09	23.98	-8.89	

Table 7-168. FCC CDD Diversity 160MHz BW 802.11ac (UNII) Maximum Conducted Output Power (Mid Data Rate)

5GHz (160MHz Bandwidth)	Freq [MHz]	Channel	Mode	Detector	Conducted Power [dBm]			Conducted Power Limit [dBm]	Conducted Power Margin [dB]
					Antenna 5T	Antenna 1b	Summed		
					5250	50	CDD		
5570	114	CDD	AVG	11.37	9.23	13.44	23.98	-10.54	

Table 7-169. FCC CDD Diversity 160MHz BW 802.11ac (UNII) Maximum Conducted Output Power (High Data Rate)

FCC ID: BCGA2899 IC: 579C-A2899		MEASUREMENT REPORT (CERTIFICATION)	Approved by: Technical Manager
Test Report S/N: 1C2311270066-24-R1.BCG	Test Dates: 11/29/2023 - 1/19/2024	EUT Type: Tablet Device	Page 123 of 594

5GHz (160MHz Bandwidth)	Freq [MHz]	Channel	Mode	Detector	Conducted Power [dBm]			Conducted Power Limit [dBm]	Conducted Power Margin [dB]
					Antenna 5T	Antenna 1b	Summed		
	5250	50	CDD	AVG	12.75	11.00	14.98	23.98	-9.00
5570	114	CDD	AVG	13.06	11.36	15.30	23.98	-8.68	

Table 7-170. FCC CDD Diversity 160MHz BW 802.11ax (UNII) Maximum Conducted Output Power (Low Data Rate)

5GHz (160MHz Bandwidth)	Freq [MHz]	Channel	Mode	Detector	Conducted Power [dBm]			Conducted Power Limit [dBm]	Conducted Power Margin [dB]
					Antenna 5T	Antenna 1b	Summed		
	5250	50	CDD	AVG	12.50	10.74	14.72	23.98	-9.26
5570	114	CDD	AVG	12.85	11.19	15.11	23.98	-8.87	

Table 7-171. FCC CDD Diversity 160MHz BW 802.11ax (UNII) Maximum Conducted Output Power (Mid Data Rate)

5GHz (160MHz Bandwidth)	Freq [MHz]	Channel	Mode	Detector	Conducted Power [dBm]			Conducted Power Limit [dBm]	Conducted Power Margin [dB]
					Antenna 5T	Antenna 1b	Summed		
	5250	50	CDD	AVG	10.99	9.25	13.22	23.98	-10.76
5570	114	CDD	AVG	10.76	9.03	12.99	23.98	-10.99	

Table 7-172. FCC CDD Diversity 160MHz BW 802.11ax (UNII) Maximum Conducted Output Power (High Data Rate)

FCC ID: BCGA2899 IC: 579C-A2899		MEASUREMENT REPORT (CERTIFICATION)	Approved by: Technical Manager
Test Report S/N: 1C2311270066-24-R1.BCG	Test Dates: 11/29/2023 - 1/19/2024	EUT Type: Tablet Device	Page 124 of 594

7.4.10 ISED CDD/SDM Diversity Maximum Conducted Output Power Measurements

5GHz (20MHz Bandwidth)	Freq [MHz]	Channel	Mode	Detector	Conducted Power [dBm]			Conducted Power Limit [dBm]	Conducted Power Margin [dB]	Directional Ant. Gain [dB]	Max e.i.r.p. [dBm]	Max e.i.r.p. Limit [dBm]	e.i.r.p. Margin [dB]
					Antenna 5T	Antenna 1b	Summed						
					5180	36	CDD						
5200	40	CDD	AVG	13.72	11.80	15.87	-	-	-1.00	14.87	23.01	-8.14	
5240	48	CDD	AVG	13.56	12.00	15.86	-	-	-1.00	14.86	23.01	-8.15	
5260	52	CDD	AVG	16.90	15.25	19.16	23.98	-4.82	-0.20	18.96	30.00	-11.04	
5300	60	CDD	AVG	17.00	15.25	19.22	23.98	-4.76	-0.20	19.02	30.00	-10.98	
5320	64	CDD	AVG	16.89	15.01	19.06	23.98	-4.92	-0.20	18.86	30.00	-11.14	
5500	100	CDD	AVG	16.95	15.23	19.19	23.98	-4.79	1.80	20.99	30.00	-9.01	
5580	116	CDD	AVG	16.90	15.25	19.16	23.98	-4.82	1.80	20.96	30.00	-9.04	
5680	136	CDD	AVG	16.88	15.04	19.07	23.98	-4.91	1.80	20.87	30.00	-9.13	
5700	140	CDD	AVG	16.50	14.68	18.70	23.98	-5.28	1.80	20.50	30.00	-9.50	
5720	144	CDD	AVG	17.00	15.04	19.14	23.98	-4.84	1.80	20.94	30.00	-9.06	
5745	149	CDD	AVG	19.42	17.61	21.62	30.00	-8.38	2.40	24.02	-	-	
5785	157	CDD	AVG	19.35	17.67	21.60	30.00	-8.40	2.40	24.00	-	-	
5825	165	CDD	AVG	19.48	17.75	21.71	30.00	-8.29	2.40	24.11	-	-	

Table 7-173. ISED CDD Diversity 20MHz BW 802.11a (UNII) Maximum Conducted Output Power (Low Data Rate)

5GHz (20MHz Bandwidth)	Freq [MHz]	Channel	Mode	Detector	Conducted Power [dBm]			Conducted Power Limit [dBm]	Conducted Power Margin [dB]	Directional Ant. Gain [dB]	Max e.i.r.p. [dBm]	Max e.i.r.p. Limit [dBm]	e.i.r.p. Margin [dB]
					Antenna 5T	Antenna 1b	Summed						
					5180	36	CDD						
5200	40	CDD	AVG	13.57	11.99	15.86	-	-	-1.00	14.86	23.01	-8.15	
5240	48	CDD	AVG	13.75	11.91	15.94	-	-	-1.00	14.94	23.01	-8.07	
5260	52	CDD	AVG	16.95	15.12	19.14	23.98	-4.84	-0.20	18.94	30.00	-11.06	
5300	60	CDD	AVG	16.99	15.14	19.17	23.98	-4.81	-0.20	18.97	30.00	-11.03	
5320	64	CDD	AVG	16.48	14.72	18.70	23.98	-5.28	-0.20	18.50	30.00	-11.50	
5500	100	CDD	AVG	16.00	14.00	18.13	23.98	-5.85	1.80	19.93	30.00	-10.07	
5520	104	CDD	AVG	16.99	15.13	19.17	23.98	-4.81	1.80	20.97	30.00	-9.03	
5580	116	CDD	AVG	16.95	15.11	19.14	23.98	-4.84	1.80	20.94	30.00	-9.06	
5680	136	CDD	AVG	16.98	15.22	19.20	23.98	-4.78	1.80	21.00	30.00	-9.00	
5700	140	CDD	AVG	15.40	13.65	17.63	23.98	-6.35	1.80	19.43	30.00	-10.57	
5720	144	CDD	AVG	17.00	15.11	19.17	23.98	-4.81	1.80	20.97	30.00	-9.03	
5745	149	CDD	AVG	19.50	17.62	21.67	30.00	-8.33	2.40	24.07	-	-	
5785	157	CDD	AVG	19.49	17.66	21.68	30.00	-8.32	2.40	24.08	-	-	
5825	165	CDD	AVG	19.40	17.75	21.66	30.00	-8.34	2.40	24.06	-	-	

Table 7-174. ISED CDD Diversity 20MHz BW 802.11a (UNII) Maximum Conducted Output Power (Mid Data Rate)

5GHz (20MHz Bandwidth)	Freq [MHz]	Channel	Mode	Detector	Conducted Power [dBm]			Conducted Power Limit [dBm]	Conducted Power Margin [dB]	Directional Ant. Gain [dB]	Max e.i.r.p. [dBm]	Max e.i.r.p. Limit [dBm]	e.i.r.p. Margin [dB]
					Antenna 5T	Antenna 1b	Summed						
					5180	36	CDD						
5200	40	CDD	AVG	13.73	11.99	15.96	-	-	-1.00	14.96	23.01	-8.05	
5240	48	CDD	AVG	13.70	11.94	15.92	-	-	-1.00	14.92	23.01	-8.09	
5260	52	CDD	AVG	16.88	15.23	19.14	23.98	-4.84	-0.20	18.94	30.00	-11.06	
5300	60	CDD	AVG	16.96	15.24	19.19	23.98	-4.79	-0.20	18.99	30.00	-11.01	
5320	64	CDD	AVG	15.92	14.07	18.10	23.98	-5.88	-0.20	17.90	30.00	-12.10	
5500	100	CDD	AVG	14.30	12.56	16.52	23.98	-7.46	1.80	18.32	30.00	-11.68	
5520	104	CDD	AVG	16.99	15.25	19.22	23.98	-4.76	1.80	21.02	30.00	-8.98	
5580	116	CDD	AVG	16.85	15.19	19.11	23.98	-4.87	1.80	20.91	30.00	-9.09	
5680	136	CDD	AVG	17.00	15.12	19.17	23.98	-4.81	1.80	20.97	30.00	-9.03	
5700	140	CDD	AVG	13.45	11.56	15.62	23.98	-8.36	1.80	17.42	30.00	-12.58	
5720	144	CDD	AVG	16.95	15.09	19.13	23.98	-4.85	1.80	20.93	30.00	-9.07	
5745	149	CDD	AVG	19.50	17.75	21.72	30.00	-8.28	2.40	24.12	-	-	
5785	157	CDD	AVG	19.48	17.64	21.67	30.00	-8.33	2.40	24.07	-	-	
5825	165	CDD	AVG	16.49	17.75	20.18	30.00	-9.82	2.40	22.08	-	-	

Table 7-175. ISED CDD Diversity 20MHz BW 802.11a (UNII) Maximum Conducted Output Power (High Data Rate)

FCC ID: BCGA2899 IC: 579C-A2899		MEASUREMENT REPORT (CERTIFICATION)	Approved by: Technical Manager
Test Report S/N: 1C2311270066-24-R1.BCG	Test Dates: 11/29/2023 - 1/19/2024	EUT Type: Tablet Device	Page 125 of 594

5GHz (20MHz Bandwidth)	Freq [MHz]	Channel	Mode	Detector	Conducted Power [dBm]			Conducted Power Limit [dBm]	Conducted Power Margin [dB]	Directional Ant. Gain [dBi]	Max e.i.r.p. [dBm]	Max e.i.r.p. Limit [dBm]	e.i.r.p. Margin [dB]
					Antenna 5T	Antenna 1b	Summed						
					5180	36	SDM						
5200	40	SDM	AVG	16.60	14.85	18.82	-	-	-1.38	17.44	23.01	-5.57	
5240	48	SDM	AVG	16.75	14.82	18.90	-	-	-1.38	17.52	23.01	-5.49	
5260	52	CDD	AVG	16.97	15.25	19.20	23.98	-4.78	-0.20	19.00	30.00	-11.00	
5300	60	CDD	AVG	17.00	15.24	19.22	23.98	-4.76	-0.20	19.02	30.00	-10.98	
5320	64	CDD	AVG	17.00	15.06	19.15	23.98	-4.83	-0.20	18.95	30.00	-11.05	
5500	100	CDD	AVG	16.95	15.25	19.19	23.98	-4.79	1.80	20.99	30.00	-9.01	
5580	116	CDD	AVG	16.80	15.25	19.10	23.98	-4.88	1.80	20.90	30.00	-9.10	
5680	136	CDD	AVG	17.00	15.25	19.22	23.98	-4.76	1.80	21.02	30.00	-8.98	
5700	140	CDD	AVG	16.35	14.75	18.64	23.98	-5.34	1.80	20.44	30.00	-9.56	
5720	144	CDD	AVG	16.71	15.22	19.04	23.98	-4.94	1.80	20.84	30.00	-9.16	
5745	149	CDD	AVG	19.26	17.70	21.56	30.00	-8.44	2.40	23.96	-	-	
5785	157	CDD	AVG	19.27	17.50	21.48	30.00	-8.52	2.40	23.88	-	-	
5825	165	CDD	AVG	19.50	17.75	21.72	30.00	-8.28	2.40	24.12	-	-	

Table 7-176. ISED CDD/SDM Diversity 20MHz BW 802.11n (UNII) Maximum Conducted Output Power (Low Data Rate)

5GHz (20MHz Bandwidth)	Freq [MHz]	Channel	Mode	Detector	Conducted Power [dBm]			Conducted Power Limit [dBm]	Conducted Power Margin [dB]	Directional Ant. Gain [dBi]	Max e.i.r.p. [dBm]	Max e.i.r.p. Limit [dBm]	e.i.r.p. Margin [dB]
					Antenna 5T	Antenna 1b	Summed						
					5180	36	SDM						
5200	40	SDM	AVG	16.67	14.82	18.85	-	-	-1.38	17.47	23.01	-5.54	
5240	48	SDM	AVG	16.61	14.79	18.81	-	-	-1.38	17.43	23.01	-5.58	
5260	52	CDD	AVG	16.98	15.13	19.16	23.98	-4.82	-0.20	18.96	30.00	-11.04	
5300	60	CDD	AVG	16.94	15.25	19.19	23.98	-4.79	-0.20	18.99	30.00	-11.01	
5320	64	CDD	AVG	16.34	14.75	18.63	23.98	-5.35	-0.20	18.43	30.00	-11.57	
5500	100	CDD	AVG	15.80	14.12	18.05	23.98	-5.93	1.80	19.85	30.00	-10.15	
5520	104	CDD	AVG	16.76	15.25	19.08	23.98	-4.90	1.80	20.88	30.00	-9.12	
5580	116	CDD	AVG	16.84	15.25	19.13	23.98	-4.85	1.80	20.83	30.00	-9.07	
5680	136	CDD	AVG	17.00	15.25	19.22	23.98	-4.76	1.80	21.02	30.00	-8.98	
5700	140	CDD	AVG	15.50	13.65	17.68	23.98	-6.30	1.80	19.48	30.00	-10.52	
5720	144	CDD	AVG	16.73	15.18	19.03	23.98	-4.95	1.80	20.83	30.00	-9.17	
5745	149	CDD	AVG	19.27	17.52	21.49	30.00	-8.51	2.40	23.89	-	-	
5785	157	CDD	AVG	19.25	17.54	21.49	30.00	-8.51	2.40	23.89	-	-	
5825	165	CDD	AVG	19.50	17.51	21.63	30.00	-8.37	2.40	24.03	-	-	

Table 7-177. ISED CDD/SDM Diversity 20MHz BW 802.11n (UNII) Maximum Conducted Output Power (Mid Data Rate)

5GHz (20MHz Bandwidth)	Freq [MHz]	Channel	Mode	Detector	Conducted Power [dBm]			Conducted Power Limit [dBm]	Conducted Power Margin [dB]	Directional Ant. Gain [dBi]	Max e.i.r.p. [dBm]	Max e.i.r.p. Limit [dBm]	e.i.r.p. Margin [dB]
					Antenna 5T	Antenna 1b	Summed						
					5180	36	SDM						
5200	40	SDM	AVG	16.58	14.90	18.83	-	-	-1.38	17.45	23.01	-5.56	
5240	48	SDM	AVG	16.75	14.81	18.90	-	-	-1.38	17.52	23.01	-5.49	
5260	52	CDD	AVG	16.96	15.25	19.20	23.98	-4.78	-0.20	19.00	30.00	-11.00	
5300	60	CDD	AVG	16.87	15.22	19.14	23.98	-4.84	-0.20	18.94	30.00	-11.06	
5320	64	CDD	AVG	15.97	14.25	18.21	23.98	-5.77	-0.20	18.01	30.00	-11.99	
5500	100	CDD	AVG	14.46	12.58	16.63	23.98	-7.35	1.80	18.43	30.00	-11.57	
5520	104	CDD	AVG	16.85	15.25	19.13	23.98	-4.85	1.80	20.93	30.00	-9.07	
5580	116	CDD	AVG	16.84	15.24	19.12	23.98	-4.86	1.80	20.92	30.00	-9.08	
5680	136	CDD	AVG	16.80	15.21	19.09	23.98	-4.89	1.80	20.89	30.00	-9.11	
5700	140	CDD	AVG	13.50	11.74	15.72	23.98	-8.26	1.80	17.52	30.00	-12.48	
5720	144	CDD	AVG	16.76	15.17	19.05	23.98	-4.93	1.80	20.85	30.00	-9.15	
5745	149	CDD	AVG	19.33	17.75	21.62	30.00	-8.38	2.40	24.02	-	-	
5785	157	CDD	AVG	19.26	17.75	21.58	30.00	-8.42	2.40	23.98	-	-	
5825	165	CDD	AVG	19.38	17.75	21.65	30.00	-8.35	2.40	24.05	-	-	

Table 7-178. ISED CDD/SDM Diversity 20MHz BW 802.11n (UNII) Maximum Conducted Output Power (High Data Rate)

FCC ID: BCGA2899 IC: 579C-A2899		MEASUREMENT REPORT (CERTIFICATION)	Approved by: Technical Manager
Test Report S/N: 1C2311270066-24-R1.BCG	Test Dates: 11/29/2023 - 1/19/2024	EUT Type: Tablet Device	Page 126 of 594

5GHz (20MHz Bandwidth)	Freq [MHz]	Channel	Mode	Detector	Conducted Power [dBm]			Conducted Power Limit [dBm]	Conducted Power Margin [dB]	Directional Ant. Gain [dBi]	Max e.i.r.p. [dBm]	Max e.i.r.p. Limit [dBm]	e.i.r.p. Margin [dB]
					Antenna 5T	Antenna 1b	Summed						
					5180	36	SDM						
5200	40	SDM	AVG	16.57	14.75	18.77	-	-	-1.38	17.39	23.01	-5.62	
5240	48	SDM	AVG	16.61	14.92	18.85	-	-	-1.38	17.47	23.01	-5.54	
5260	52	CDD	AVG	16.92	15.16	19.14	23.98	-4.84	-0.20	18.94	30.00	-11.06	
5300	60	CDD	AVG	16.81	15.09	19.05	23.98	-4.93	-0.20	18.85	30.00	-11.15	
5320	64	CDD	AVG	17.00	15.01	19.13	23.98	-4.85	-0.20	18.93	30.00	-11.07	
5500	100	CDD	AVG	17.00	15.25	19.22	23.98	-4.76	1.80	21.02	30.00	-8.98	
5580	116	CDD	AVG	16.99	15.25	19.22	23.98	-4.76	1.80	21.02	30.00	-8.98	
5680	136	CDD	AVG	17.00	15.03	19.14	23.98	-4.84	1.80	20.94	30.00	-9.06	
5700	140	CDD	AVG	15.26	13.72	17.57	23.98	-6.41	1.80	19.37	30.00	-10.63	
5720	144	CDD	AVG	17.00	15.25	19.22	23.98	-4.76	1.80	21.02	30.00	-8.98	
5745	149	CDD	AVG	19.50	17.72	21.71	30.00	-8.29	2.40	24.11	-	-	
5785	157	CDD	AVG	19.34	17.65	21.59	30.00	-8.41	2.40	23.99	-	-	
5825	165	CDD	AVG	19.34	17.62	21.57	30.00	-8.43	2.40	23.97	-	-	

Table 7-179. ISED CDD/SDM Diversity 20MHz BW 802.11ax(SU) (UNII) Maximum Conducted Output Power (Low Data Rate)

5GHz (20MHz Bandwidth)	Freq [MHz]	Channel	Mode	Detector	Conducted Power [dBm]			Conducted Power Limit [dBm]	Conducted Power Margin [dB]	Directional Ant. Gain [dBi]	Max e.i.r.p. [dBm]	Max e.i.r.p. Limit [dBm]	e.i.r.p. Margin [dB]
					Antenna 5T	Antenna 1b	Summed						
					5180	36	SDM						
5200	40	SDM	AVG	16.53	14.77	18.75	-	-	-1.38	17.37	23.01	-5.64	
5240	48	SDM	AVG	16.60	14.76	18.79	-	-	-1.38	17.41	23.01	-5.60	
5260	52	CDD	AVG	16.91	15.17	19.14	23.98	-4.84	-0.20	18.94	30.00	-11.06	
5300	60	CDD	AVG	17.00	15.23	19.21	23.98	-4.77	-0.20	19.01	30.00	-10.99	
5320	64	CDD	AVG	15.83	14.11	18.06	23.98	-5.92	-0.20	17.86	30.00	-12.14	
5500	100	CDD	AVG	15.94	14.11	18.13	23.98	-5.85	1.80	19.93	30.00	-10.07	
5520	104	CDD	AVG	17.00	15.06	19.15	23.98	-4.83	1.80	20.95	30.00	-9.05	
5580	116	CDD	AVG	16.90	15.08	19.10	23.98	-4.88	1.80	20.90	30.00	-9.10	
5680	136	CDD	AVG	16.99	15.11	19.16	23.98	-4.82	1.80	20.96	30.00	-9.04	
5700	140	CDD	AVG	14.50	12.62	16.67	23.98	-7.31	1.80	18.47	30.00	-11.53	
5720	144	CDD	AVG	17.00	15.25	19.22	23.98	-4.76	1.80	21.02	30.00	-8.98	
5745	149	CDD	AVG	19.36	17.75	21.64	30.00	-8.36	2.40	24.04	-	-	
5785	157	CDD	AVG	19.50	17.75	21.72	30.00	-8.28	2.40	24.12	-	-	
5825	165	CDD	AVG	19.32	17.58	21.55	30.00	-8.45	2.40	23.95	-	-	

Table 7-180. ISED CDD/SDM Diversity 20MHz BW 802.11ax(SU) (UNII) Maximum Conducted Output Power (Mid Data Rate)

5GHz (20MHz Bandwidth)	Freq [MHz]	Channel	Mode	Detector	Conducted Power [dBm]			Conducted Power Limit [dBm]	Conducted Power Margin [dB]	Directional Ant. Gain [dBi]	Max e.i.r.p. [dBm]	Max e.i.r.p. Limit [dBm]	e.i.r.p. Margin [dB]
					Antenna 5T	Antenna 1b	Summed						
					5180	36	SDM						
5200	40	SDM	AVG	16.73	15.00	18.96	-	-	-1.38	17.58	23.01	-5.43	
5240	48	SDM	AVG	16.58	14.99	18.87	-	-	-1.38	17.49	23.01	-5.52	
5260	52	CDD	AVG	17.00	15.04	19.14	23.98	-4.84	-0.20	18.94	30.00	-11.06	
5300	60	CDD	AVG	17.00	15.25	19.22	23.98	-4.76	-0.20	19.02	30.00	-10.98	
5320	64	CDD	AVG	15.50	13.75	17.72	23.98	-6.26	-0.20	17.52	30.00	-12.48	
5500	100	CDD	AVG	14.50	12.59	16.66	23.98	-7.32	1.80	18.46	30.00	-11.54	
5520	104	CDD	AVG	17.00	15.16	19.19	23.98	-4.79	1.80	20.99	30.00	-9.01	
5580	116	CDD	AVG	16.99	15.25	19.22	23.98	-4.76	1.80	21.02	30.00	-8.98	
5680	136	CDD	AVG	17.00	15.23	19.21	23.98	-4.77	1.80	21.01	30.00	-8.99	
5700	140	CDD	AVG	13.00	11.25	15.22	23.98	-8.76	1.80	17.02	30.00	-12.98	
5720	144	CDD	AVG	16.85	15.25	19.13	23.98	-4.85	1.80	20.93	30.00	-9.07	
5745	149	CDD	AVG	19.34	17.57	21.55	30.00	-8.45	2.40	23.95	-	-	
5785	157	CDD	AVG	19.33	17.54	21.53	30.00	-8.47	2.40	23.93	-	-	
5825	165	CDD	AVG	19.28	17.75	21.59	30.00	-8.41	2.40	23.99	-	-	

Table 7-181. ISED CDD/SDM Diversity 20MHz BW 802.11ax(SU) (UNII) Maximum Conducted Output Power (High Data Rate)

FCC ID: BCGA2899 IC: 579C-A2899		MEASUREMENT REPORT (CERTIFICATION)	Approved by: Technical Manager
Test Report S/N: 1C2311270066-24-R1.BCG	Test Dates: 11/29/2023 - 1/19/2024	EUT Type: Tablet Device	Page 127 of 594

5GHz (40MHz Bandwidth)	Freq [MHz]	Channel	Mode	Detector	Conducted Power [dBm]			Conducted Power Limit [dBm]	Conducted Power Margin [dB]	Directional Ant. Gain [dBi]	Max e.i.r.p. [dBm]	Max e.i.r.p. Limit [dBm]	e.i.r.p. Margin [dB]
					Antenna 5T	Antenna 1b	Summed						
					5190	38	CDD						
5230	46	SDM	AVG	19.25	17.28	21.39	-	-	-1.38	20.01	23.01	-3.00	
5270	54	CDD	AVG	19.34	17.66	21.59	23.98	-2.39	-0.20	21.39	30.00	-8.61	
5310	62	CDD	AVG	16.34	14.67	18.60	23.98	-5.38	-0.20	18.40	30.00	-11.60	
5510	102	CDD	AVG	15.92	14.25	18.18	23.98	-5.80	1.80	19.98	30.00	-10.02	
5550	110	CDD	AVG	19.00	17.14	21.18	23.98	-2.80	1.80	22.98	30.00	-7.02	
5670	134	CDD	AVG	17.94	16.13	20.14	23.98	-3.84	1.80	21.94	30.00	-8.06	
5710	142	CDD	AVG	19.50	17.58	21.66	23.98	-2.32	1.80	23.46	30.00	-6.54	
5755	151	CDD	AVG	19.26	17.50	21.48	30.00	-8.52	2.40	23.88	-	-	
5795	159	CDD	AVG	19.26	17.52	21.49	30.00	-8.51	2.40	23.89	-	-	

Table 7-182. ISED CDD/SDM Diversity 40MHz BW 802.11n (UNII) Maximum Conducted Output Power (Low Data Rate)

5GHz (40MHz Bandwidth)	Freq [MHz]	Channel	Mode	Detector	Conducted Power [dBm]			Conducted Power Limit [dBm]	Conducted Power Margin [dB]	Directional Ant. Gain [dBi]	Max e.i.r.p. [dBm]	Max e.i.r.p. Limit [dBm]	e.i.r.p. Margin [dB]
					Antenna 5T	Antenna 1b	Summed						
					5190	38	CDD						
5230	46	SDM	AVG	19.14	17.29	21.32	-	-	-1.38	19.94	23.01	-3.07	
5270	54	CDD	AVG	19.22	17.41	21.42	23.98	-2.56	-0.20	21.22	30.00	-8.78	
5310	62	CDD	AVG	15.50	13.69	17.70	23.98	-6.28	-0.20	17.50	30.00	-12.50	
5510	102	CDD	AVG	14.62	13.00	16.90	23.98	-7.08	1.80	18.70	30.00	-11.30	
5550	110	CDD	AVG	18.50	16.64	20.68	23.98	-3.30	1.80	22.48	30.00	-7.52	
5670	134	CDD	AVG	17.00	15.16	19.19	23.98	-4.79	1.80	20.99	30.00	-9.01	
5710	142	CDD	AVG	19.42	17.63	21.63	23.98	-2.35	1.80	23.43	30.00	-6.57	
5755	151	CDD	AVG	19.50	17.62	21.67	30.00	-8.33	2.40	24.07	-	-	
5795	159	CDD	AVG	19.50	17.70	21.70	30.00	-8.30	2.40	24.10	-	-	

Table 7-183. ISED CDD/SDM Diversity 40MHz BW 802.11n (UNII) Maximum Conducted Output Power (Mid Data Rate)

5GHz (40MHz Bandwidth)	Freq [MHz]	Channel	Mode	Detector	Conducted Power [dBm]			Conducted Power Limit [dBm]	Conducted Power Margin [dB]	Directional Ant. Gain [dBi]	Max e.i.r.p. [dBm]	Max e.i.r.p. Limit [dBm]	e.i.r.p. Margin [dB]
					Antenna 5T	Antenna 1b	Summed						
					5190	38	CDD						
5230	46	SDM	AVG	18.76	17.20	21.06	-	-	-1.38	19.68	23.01	-3.33	
5270	54	CDD	AVG	18.50	16.75	20.72	23.98	-3.26	-0.20	20.52	30.00	-9.48	
5310	62	CDD	AVG	13.17	11.71	15.51	23.98	-8.47	-0.20	15.31	30.00	-14.69	
5510	102	CDD	AVG	12.50	10.74	14.72	23.98	-9.26	1.80	16.52	30.00	-13.48	
5550	110	CDD	AVG	17.97	16.02	20.12	23.98	-3.86	1.80	21.92	30.00	-8.08	
5670	134	CDD	AVG	15.00	13.02	17.13	23.98	-6.85	1.80	18.93	30.00	-11.07	
5710	142	CDD	AVG	19.46	17.75	21.70	23.98	-2.28	1.80	23.50	30.00	-6.50	
5755	151	CDD	AVG	19.50	17.57	21.65	30.00	-8.35	2.40	24.05	-	-	
5795	159	CDD	AVG	19.48	17.48	21.60	30.00	-8.40	2.40	24.00	-	-	

Table 7-184. ISED CDD/SDM Diversity 40MHz BW 802.11n (UNII) Maximum Conducted Output Power (High Data Rate)

FCC ID: BCGA2899 IC: 579C-A2899		MEASUREMENT REPORT (CERTIFICATION)	Approved by: Technical Manager
Test Report S/N: 1C2311270066-24-R1.BCG	Test Dates: 11/29/2023 - 1/19/2024	EUT Type: Tablet Device	Page 128 of 594

5GHz (40MHz Bandwidth)	Freq [MHz]	Channel	Mode	Detector	Conducted Power [dBm]			Conducted Power Limit [dBm]	Conducted Power Margin [dB]	Directional Ant. Gain [dBi]	Max e.i.r.p. [dBm]	Max e.i.r.p. Limit [dBm]	e.i.r.p. Margin [dB]
					Antenna 5T	Antenna 1b	Summed						
					5190	38	CDD						
5230	46	SDM	AVG	19.24	17.44	21.44	-	-	-1.38	20.06	23.01	-2.95	
5270	54	CDD	AVG	19.50	17.56	21.65	23.98	-2.33	-0.20	21.45	30.00	-8.55	
5310	62	CDD	AVG	15.38	13.55	17.57	23.98	-6.41	-0.20	17.37	30.00	-12.63	
5510	102	CDD	AVG	15.35	13.75	17.63	23.98	-6.35	1.80	19.43	30.00	-10.57	
5550	110	CDD	AVG	18.20	16.75	20.55	23.98	-3.43	1.80	22.35	30.00	-7.65	
5670	134	CDD	AVG	17.00	15.01	19.13	23.98	-4.85	1.80	20.93	30.00	-9.07	
5710	142	CDD	AVG	19.50	17.75	21.72	23.98	-2.26	1.80	23.52	30.00	-6.48	
5755	151	CDD	AVG	19.29	17.72	21.59	30.00	-8.41	2.40	23.99	-	-	
5795	159	CDD	AVG	19.32	17.59	21.55	30.00	-8.45	2.40	23.95	-	-	

Table 7-185. ISED CDD/SDM Diversity 40MHz BW 802.11ax(SU) (UNII) Maximum Conducted Output Power (Low Data Rate)

5GHz (40MHz Bandwidth)	Freq [MHz]	Channel	Mode	Detector	Conducted Power [dBm]			Conducted Power Limit [dBm]	Conducted Power Margin [dB]	Directional Ant. Gain [dBi]	Max e.i.r.p. [dBm]	Max e.i.r.p. Limit [dBm]	e.i.r.p. Margin [dB]
					Antenna 5T	Antenna 1b	Summed						
					5190	38	CDD						
5230	46	SDM	AVG	19.25	17.43	21.45	-	-	-1.38	20.07	23.01	-2.94	
5270	54	CDD	AVG	18.94	17.25	21.19	23.98	-2.79	-0.20	20.99	30.00	-9.01	
5310	62	CDD	AVG	14.50	12.58	16.66	23.98	-7.32	-0.20	16.46	30.00	-13.54	
5510	102	CDD	AVG	14.47	12.51	16.61	23.98	-7.37	1.80	18.41	30.00	-11.59	
5550	110	CDD	AVG	17.83	16.06	20.04	23.98	-3.94	1.80	21.84	30.00	-8.16	
5670	134	CDD	AVG	16.00	14.08	18.15	23.98	-5.83	1.80	19.95	30.00	-10.05	
5710	142	CDD	AVG	19.50	17.75	21.72	23.98	-2.26	1.80	23.52	30.00	-6.48	
5755	151	CDD	AVG	19.44	17.63	21.64	30.00	-8.36	2.40	24.04	-	-	
5795	159	CDD	AVG	19.28	17.55	21.51	30.00	-8.49	2.40	23.91	-	-	

Table 7-186. ISED CDD/SDM Diversity 40MHz BW 802.11ax(SU) (UNII) Maximum Conducted Output Power (Mid Data Rate)

5GHz (40MHz Bandwidth)	Freq [MHz]	Channel	Mode	Detector	Conducted Power [dBm]			Conducted Power Limit [dBm]	Conducted Power Margin [dB]	Directional Ant. Gain [dBi]	Max e.i.r.p. [dBm]	Max e.i.r.p. Limit [dBm]	e.i.r.p. Margin [dB]
					Antenna 5T	Antenna 1b	Summed						
					5190	38	CDD						
5230	46	SDM	AVG	19.00	17.18	21.19	-	-	-1.38	19.81	23.01	-3.20	
5270	54	CDD	AVG	18.40	16.66	20.63	23.98	-3.35	-0.20	20.43	30.00	-9.57	
5310	62	CDD	AVG	13.44	11.56	15.61	23.98	-8.37	-0.20	15.41	30.00	-14.59	
5510	102	CDD	AVG	12.36	10.60	14.58	23.98	-9.40	1.80	16.38	30.00	-13.62	
5550	110	CDD	AVG	17.48	15.75	19.71	23.98	-4.27	1.80	21.51	30.00	-8.49	
5670	134	CDD	AVG	14.58	12.76	16.78	23.98	-7.20	1.80	18.58	30.00	-11.42	
5710	142	CDD	AVG	19.30	17.55	21.52	23.98	-2.46	1.80	23.32	30.00	-6.68	
5755	151	CDD	AVG	19.50	17.46	21.61	30.00	-8.39	2.40	24.01	-	-	
5795	159	CDD	AVG	19.44	17.75	21.68	30.00	-8.32	2.40	24.08	-	-	

Table 7-187. ISED CDD/SDM Diversity 40MHz BW 802.11ax(SU) (UNII) Maximum Conducted Output Power (High Data Rate)

FCC ID: BCGA2899 IC: 579C-A2899		MEASUREMENT REPORT (CERTIFICATION)	Approved by: Technical Manager
Test Report S/N: 1C2311270066-24-R1.BCG	Test Dates: 11/29/2023 - 1/19/2024	EUT Type: Tablet Device	Page 129 of 594

5GHz (80MHz Bandwidth)	Freq [MHz]	Channel	Mode	Detector	Conducted Power [dBm]			Conducted Power Limit [dBm]	Conducted Power Margin [dB]	Directional Ant. Gain [dBi]	Max e.i.r.p. [dBm]	Max e.i.r.p. Limit [dBm]	e.i.r.p. Margin [dB]
					Antenna 5T	Antenna 1b	Summed						
					5210	42	CDD						
5290	58	CDD	AVG	15.29	13.74	17.59	23.98	-6.39	-0.20	17.39	30.00	-12.61	
5530	106	CDD	AVG	15.28	13.59	17.53	23.98	-6.45	1.80	19.33	30.00	-10.67	
5690	138	CDD	AVG	19.50	17.53	21.64	23.98	-2.34	1.80	23.44	30.00	-6.56	
5775	155	CDD	AVG	17.96	16.25	20.20	30.00	-9.80	2.40	22.60	-	-	

Table 7-188. ISED CDD Diversity 80MHz BW 802.11ac (UNII) Maximum Conducted Output Power (Low Data Rate)

5GHz (80MHz Bandwidth)	Freq [MHz]	Channel	Mode	Detector	Conducted Power [dBm]			Conducted Power Limit [dBm]	Conducted Power Margin [dB]	Directional Ant. Gain [dBi]	Max e.i.r.p. [dBm]	Max e.i.r.p. Limit [dBm]	e.i.r.p. Margin [dB]
					Antenna 5T	Antenna 1b	Summed						
					5210	42	CDD						
5290	58	CDD	AVG	14.37	12.70	16.62	23.98	-7.36	-0.20	16.42	30.00	-13.58	
5530	106	CDD	AVG	14.50	12.59	16.66	23.98	-7.32	1.80	18.46	30.00	-11.54	
5690	138	CDD	AVG	19.29	17.68	21.57	23.98	-2.41	1.80	23.37	30.00	-6.63	
5775	155	CDD	AVG	17.37	15.75	19.64	30.00	-10.36	2.40	22.04	-	-	

Table 7-189. ISED CDD Diversity 80MHz BW 802.11ac (UNII) Maximum Conducted Output Power (Mid Data Rate)

5GHz (80MHz Bandwidth)	Freq [MHz]	Channel	Mode	Detector	Conducted Power [dBm]			Conducted Power Limit [dBm]	Conducted Power Margin [dB]	Directional Ant. Gain [dBi]	Max e.i.r.p. [dBm]	Max e.i.r.p. Limit [dBm]	e.i.r.p. Margin [dB]
					Antenna 5T	Antenna 1b	Summed						
					5210	42	CDD						
5290	58	CDD	AVG	13.42	11.55	15.59	23.98	-8.39	-0.20	15.39	30.00	-14.61	
5530	106	CDD	AVG	12.40	10.72	14.65	23.98	-9.33	1.80	16.45	30.00	-13.55	
5690	138	CDD	AVG	19.50	17.67	21.69	23.98	-2.29	1.80	23.49	30.00	-6.51	
5775	155	CDD	AVG	16.50	14.75	18.72	30.00	-11.28	2.40	21.12	-	-	

Table 7-190. ISED CDD Diversity 80MHz BW 802.11ac (UNII) Maximum Conducted Output Power (High Data Rate)

5GHz (80MHz Bandwidth)	Freq [MHz]	Channel	Mode	Detector	Conducted Power [dBm]			Conducted Power Limit [dBm]	Conducted Power Margin [dB]	Directional Ant. Gain [dBi]	Max e.i.r.p. [dBm]	Max e.i.r.p. Limit [dBm]	e.i.r.p. Margin [dB]
					Antenna 5T	Antenna 1b	Summed						
					5210	42	CDD						
5290	58	CDD	AVG	14.89	13.21	17.14	23.98	-6.84	-0.20	16.94	30.00	-13.06	
5530	106	CDD	AVG	13.86	12.02	16.05	23.98	-7.93	1.80	17.85	30.00	-12.15	
5690	138	CDD	AVG	19.45	17.61	21.64	23.98	-2.34	1.80	23.44	30.00	-6.56	
5775	155	CDD	AVG	17.70	15.94	19.92	30.00	-10.08	2.40	22.32	-	-	

Table 7-191. ISED CDD Diversity 80MHz BW 802.11ax (UNII) Maximum Conducted Output Power (Low Data Rate)

5GHz (80MHz Bandwidth)	Freq [MHz]	Channel	Mode	Detector	Conducted Power [dBm]			Conducted Power Limit [dBm]	Conducted Power Margin [dB]	Directional Ant. Gain [dBi]	Max e.i.r.p. [dBm]	Max e.i.r.p. Limit [dBm]	e.i.r.p. Margin [dB]
					Antenna 5T	Antenna 1b	Summed						
					5210	42	CDD						
5290	58	CDD	AVG	14.27	12.62	16.53	23.98	-7.45	-0.20	16.33	30.00	-13.67	
5530	106	CDD	AVG	13.50	11.70	15.70	23.98	-8.28	1.80	17.50	30.00	-12.50	
5690	138	CDD	AVG	19.27	17.61	21.53	23.98	-2.45	1.80	23.33	30.00	-6.67	
5775	155	CDD	AVG	16.87	15.04	19.06	30.00	-10.94	2.40	21.46	-	-	

Table 7-192. ISED CDD Diversity 80MHz BW 802.11ax (UNII) Maximum Conducted Output Power (Mid Data Rate)

5GHz (80MHz Bandwidth)	Freq [MHz]	Channel	Mode	Detector	Conducted Power [dBm]			Conducted Power Limit [dBm]	Conducted Power Margin [dB]	Directional Ant. Gain [dBi]	Max e.i.r.p. [dBm]	Max e.i.r.p. Limit [dBm]	e.i.r.p. Margin [dB]
					Antenna 5T	Antenna 1b	Summed						
					5210	42	CDD						
5290	58	CDD	AVG	13.37	11.75	15.65	23.98	-8.33	-0.20	15.45	30.00	-14.55	
5530	106	CDD	AVG	12.50	10.72	14.71	23.98	-9.27	1.80	16.51	30.00	-13.49	
5690	138	CDD	AVG	19.26	17.65	21.55	23.98	-2.43	1.80	23.35	30.00	-6.65	
5775	155	CDD	AVG	16.45	14.75	18.69	30.00	-11.31	2.40	21.09	-	-	

Table 7-193. ISED CDD Diversity 80MHz BW 802.11ax (UNII) Maximum Conducted Output Power (High Data Rate)

FCC ID: BCGA2899 IC: 579C-A2899		MEASUREMENT REPORT (CERTIFICATION)		Approved by: Technical Manager
Test Report S/N: 1C2311270066-24-R1.BCG	Test Dates: 11/29/2023 - 1/19/2024	EUT Type: Tablet Device		Page 130 of 594

5GHz (160MHz Bandwidth)	Freq [MHz]	Channel	Mode	Detector	Conducted Power [dBm]			Conducted Power Limit [dBm]	Conducted Power Margin [dB]	Directional Ant. Gain [dBi]	Max e.i.r.p. [dBm]	Max e.i.r.p. Limit [dBm]	e.i.r.p. Margin [dB]
					Antenna 5T	Antenna 1b	Summed						
					5250	50	CDD						

Table 7-194. ISED CDD Diversity 160MHz BW 802.11ac (UNII) Maximum Conducted Output Power (Low Data Rate)

5GHz (160MHz Bandwidth)	Freq [MHz]	Channel	Mode	Detector	Conducted Power [dBm]			Conducted Power Limit [dBm]	Conducted Power Margin [dB]	Directional Ant. Gain [dBi]	Max e.i.r.p. [dBm]	Max e.i.r.p. Limit [dBm]	e.i.r.p. Margin [dB]
					Antenna 5T	Antenna 1b	Summed						
					5250	50	CDD						

Table 7-195. ISED CDD Diversity 160MHz BW 802.11ac (UNII) Maximum Conducted Output Power (Mid Data Rate)

5GHz (160MHz Bandwidth)	Freq [MHz]	Channel	Mode	Detector	Conducted Power [dBm]			Conducted Power Limit [dBm]	Conducted Power Margin [dB]	Directional Ant. Gain [dBi]	Max e.i.r.p. [dBm]	Max e.i.r.p. Limit [dBm]	e.i.r.p. Margin [dB]
					Antenna 5T	Antenna 1b	Summed						
					5250	50	CDD						

Table 7-196. ISED CDD Diversity 160MHz BW 802.11ac (UNII) Maximum Conducted Output Power (High Data Rate)

5GHz (160MHz Bandwidth)	Freq [MHz]	Channel	Mode	Detector	Conducted Power [dBm]			Conducted Power Limit [dBm]	Conducted Power Margin [dB]	Directional Ant. Gain [dBi]	Max e.i.r.p. [dBm]	Max e.i.r.p. Limit [dBm]	e.i.r.p. Margin [dB]
					Antenna 5T	Antenna 1b	Summed						
					5250	50	CDD						

Table 7-197. ISED CDD Diversity 160MHz BW 802.11ax (UNII) Maximum Conducted Output Power (Low Data Rate)

5GHz (160MHz Bandwidth)	Freq [MHz]	Channel	Mode	Detector	Conducted Power [dBm]			Conducted Power Limit [dBm]	Conducted Power Margin [dB]	Directional Ant. Gain [dBi]	Max e.i.r.p. [dBm]	Max e.i.r.p. Limit [dBm]	e.i.r.p. Margin [dB]
					Antenna 5T	Antenna 1b	Summed						
					5250	50	CDD						

Table 7-198. ISED CDD Diversity 160MHz BW 802.11ax (UNII) Maximum Conducted Output Power (Mid Data Rate)

5GHz (160MHz Bandwidth)	Freq [MHz]	Channel	Mode	Detector	Conducted Power [dBm]			Conducted Power Limit [dBm]	Conducted Power Margin [dB]	Directional Ant. Gain [dBi]	Max e.i.r.p. [dBm]	Max e.i.r.p. Limit [dBm]	e.i.r.p. Margin [dB]
					Antenna 5T	Antenna 1b	Summed						
					5250	50	CDD						

Table 7-199. ISED CDD Diversity 160MHz BW 802.11ax (UNII) Maximum Conducted Output Power (High Data Rate)

FCC ID: BCGA2899 IC: 579C-A2899		MEASUREMENT REPORT (CERTIFICATION)		Approved by: Technical Manager
Test Report S/N: 1C2311270066-24-R1.BCG	Test Dates: 11/29/2023 - 1/19/2024	EUT Type: Tablet Device		Page 131 of 594

Note:

Per ANSI C63.10-2013 and KDB 662911 v02r01 Section E1), the conducted powers at Antenna 5T and Antenna 3b were first measured separately during CDD transmission as shown in the section above. The measured values were then summed in linear power units then converted back to dBm.

Per ANSI C63.10-2013 Section 14.4.3, the directional gain is calculated using the following formula, where G_N is the gain of the nth antenna and N_{ANT} , the total number of antennas used.

$$\text{Directional gain} = G_{ANT} + \text{Array Gain dBi}$$

Per ANSI C63.10-2013 Section 14.4.3, the uncorrelated directional gain is calculated using the following formula, where G_N is the gain of the nth antenna and N_{ANT} , the total number of antennas used.

$$\text{Directional gain} = 10 \log[(10^{G_1/10} + 10^{G_2/10} + \dots + 10^{G_N/10}) / N_{ANT}] \text{ dBi}$$

Sample CDD Calculation:

At 5180MHz in 802.11n (20MHz BW) mode, the average conducted output power was measured to be 16.75 dBm for Antenna 5T and 16.63 dBm for Antenna 3b.

$$\text{Antenna 5T} + \text{Antenna 3b} = \text{CDD}$$

$$(16.75\text{dBm} + 16.63\text{dBm}) = (47.32\text{mW} + 46.03\text{mW}) = 93.33\text{mW} = 19.70\text{dBm}$$

Sample e.i.r.p. Calculation:

At 5180MHz in 802.11n (20MHz BW) mode, the average MIMO SDM conducted power was calculated to be 19.70 dBm with directional gain of -1.54 dBi.

$$\text{e.i.r.p. (dBm)} = \text{Conducted Power (dBm)} + \text{Ant gain (dBi)}$$

$$19.70 \text{ dBm} + -1.54\text{dBi} = 18.16\text{dBm}$$

FCC ID: BCGA2899 IC: 579C-A2899		MEASUREMENT REPORT (CERTIFICATION)	Approved by: Technical Manager
Test Report S/N: 1C2311270066-24-R1.BCG	Test Dates: 11/29/2023 - 1/19/2024	EUT Type: Tablet Device	Page 132 of 594

7.5 Maximum Power Spectral Density – 802.11a/n/ac/ax(su)
§15.407(a.1.iv) §15.407(a.2) §15.407(a.3); RSS-247 [6.2]

Test Overview and Limit

The spectrum analyzer was connected to the antenna terminal while the EUT was operating at its maximum duty cycle, at its maximum power control level, as defined in ANSI C63.10-2013 and KDB 789033 D02 v02r01, and at the appropriate frequencies. Method SA-1, as defined in ANSI C63.10-2013 and KDB 789033 D02 v02r01, was used to measure the power spectral density.

In the 5.15 – 5.25GHz, 5.25 – 5.35GHz, 5.47 – 5.725GHz bands, the maximum permissible power spectral density is 11dBm/MHz.

In the 5.15 – 5.25GHz band, the e.i.r.p. spectral density shall not exceed 10 dBm in any 1 MHz band.

In the 5.725 – 5.850GHz band, the maximum permissible power spectral density is 30dBm/500kHz.

Test Procedure Used

ANSI C63.10-2013 – Section 12.3.2.2
 KDB 789033 D02 v02r01 – Section F
 ANSI C63.10-2013 – Section 14.3.2.2 Measure-and-Sum Technique
 KDB 662911 v02r01 – Section E)2) Measure-and-Sum Technique

Test Settings

1. Analyzer was set to the center frequency of the UNII channel under investigation
2. Span was set to encompass the entire emission bandwidth of the signal
3. RBW = 1MHz
4. VBW = 3MHz
5. Number of sweep points $\geq 2 \times (\text{span/RBW})$
6. Sweep time = auto
7. Detector = power averaging (RMS)
8. Trigger was set to free run for all modes
9. Trace was averaged over 100 sweeps
10. The peak search function of the spectrum analyzer was used to find the peak of the spectrum.

Test Setup

The EUT and measurement equipment were set up as shown in the diagram below.



Figure 7-4. Test Instrument & Measurement Setup

Test Notes

1. The data rates have been classified into three different groups; Low Data Rate, middle rate, and High Data Rate. All three data rate groups of data rate have been investigated and only the worst case data rate per group is reported.
2. Low, mid, and high channels were tested and tabular data has been reported. Only mid channel psd plots have been reported.

FCC ID: BCGA2899 IC: 579C-A2899		MEASUREMENT REPORT (CERTIFICATION)	Approved by: Technical Manager
Test Report S/N: 1C2311270066-24-R1.BCG	Test Dates: 11/29/2023 - 1/19/2024	EUT Type: Tablet Device	Page 133 of 594

7.5.1 Antenna 5T Power Spectral Density Measurements

	Frequency [MHz]	Channel No.	802.11 MODE	Data Rate [Mbps]	Measured Power Density [dBm/MHz]	Max Power Density [dBm/MHz]	Margin [dB]
Band 1	5180	36	n (20MHz)	19.5/21.7 (MCS2)	8.66	11.00	-2.34
	5200	40	n (20MHz)	19.5/21.7 (MCS2)	9.71	11.00	-1.29
	5240	48	n (20MHz)	19.5/21.7 (MCS2)	9.84	11.00	-1.16
	5180	36	ax (SU) (20MHz)	24/25.8 (MCS2)	5.93	11.00	-5.07
	5200	40	ax (SU) (20MHz)	24/25.8 (MCS2)	8.45	11.00	-2.55
	5240	48	ax (SU) (20MHz)	24/25.8 (MCS2)	7.85	11.00	-3.15
	5190	38	n (40MHz)	40/40.5 (MCS2)	3.66	11.00	-7.34
	5230	46	n (40MHz)	40/40.5 (MCS2)	7.17	11.00	-3.84
	5190	38	ax (SU) (40MHz)	49/51.6 (MCS2)	1.52	11.00	-9.48
	5230	46	ax (SU) (40MHz)	49/51.6 (MCS2)	5.68	11.00	-5.32
Band 1/2	5210	42	ac (80MHz)	87.8/97.5 (MCS2)	-0.05	11.00	-11.05
	5210	42	ax (SU) (80MHz)	102/108.1 (MCS2)	-1.63	11.00	-12.63
Band 2A	5250	50	ac (160MHz)	87.8/97.5 (MCS2)	-5.07	11.00	-16.07
	5250	50	ax (SU) (160MHz)	102/108.1 (MCS2)	-6.45	11.00	-17.45
	5260	52	n (20MHz)	19.5/21.7 (MCS2)	9.69	11.00	-1.31
	5300	60	n (20MHz)	19.5/21.7 (MCS2)	9.82	11.00	-1.18
	5320	64	n (20MHz)	19.5/21.7 (MCS2)	8.56	11.00	-2.44
	5260	52	ax (SU) (20MHz)	24/25.8 (MCS2)	8.25	11.00	-2.75
	5300	60	ax (SU) (20MHz)	24/25.8 (MCS2)	7.80	11.00	-3.21
	5320	64	ax (SU) (20MHz)	24/25.8 (MCS2)	5.38	11.00	-5.62
	5270	54	n (40MHz)	40/40.5 (MCS2)	7.11	11.00	-3.89
	5310	62	n (40MHz)	40/40.5 (MCS2)	3.48	11.00	-7.52
	5270	54	ax (SU) (40MHz)	49/51.6 (MCS2)	5.79	11.00	-5.21
	5310	62	ax (SU) (40MHz)	49/51.6 (MCS2)	1.25	11.00	-9.75
	5290	58	ac (80MHz)	87.8/97.5 (MCS2)	-0.32	11.00	-11.32
	5290	58	ax (SU) (80MHz)	102/108.1 (MCS2)	-1.31	11.00	-12.31
Band 2C	5500	100	n (20MHz)	19.5/21.7 (MCS2)	7.49	11.00	-3.51
	5580	116	n (20MHz)	19.5/21.7 (MCS2)	9.25	11.00	-1.75
	5720	144	n (20MHz)	19.5/21.7 (MCS2)	9.29	11.00	-1.71
	5500	100	ax (SU) (20MHz)	24/25.8 (MCS2)	6.04	11.00	-4.96
	5580	116	ax (SU) (20MHz)	24/25.8 (MCS2)	7.44	11.00	-3.56
	5720	144	ax (SU) (20MHz)	24/25.8 (MCS2)	7.67	11.00	-3.33
	5510	102	n (40MHz)	40/40.5 (MCS2)	3.41	11.00	-7.60
	5550	110	n (40MHz)	40/40.5 (MCS2)	6.01	11.00	-4.99
	5670	134	n (40MHz)	40/40.5 (MCS2)	4.77	11.00	-6.23
	5710	142	n (40MHz)	40/40.5 (MCS2)	7.11	11.00	-3.89
	5510	102	ax (SU) (40MHz)	49/51.6 (MCS2)	2.16	11.00	-8.84
	5550	110	ax (SU) (40MHz)	49/51.6 (MCS2)	4.72	11.00	-6.28
	5710	142	ax (SU) (40MHz)	49/51.6 (MCS2)	5.69	11.00	-5.32
	5530	106	ac (80MHz)	87.8/97.5 (MCS2)	0.62	11.00	-10.38
	*5610	122	ac (80MHz)	87.8/97.5 (MCS2)	3.57	11.00	-7.43
	5690	138	ac (80MHz)	87.8/97.5 (MCS2)	3.35	11.00	-7.65
	5530	106	ax (SU) (80MHz)	102/108.1 (MCS2)	-2.42	11.00	-13.42
	*5610	122	ax (SU) (80MHz)	102/108.1 (MCS2)	1.27	11.00	-9.73
	5690	138	ax (SU) (80MHz)	102/108.1 (MCS2)	2.04	11.00	-8.96
	*5570	114	ac (160MHz)	87.8/97.5 (MCS2)	-5.82	11.00	-16.82
*5570	114	ax (SU) (160MHz)	102/108.1 (MCS2)	-6.59	11.00	-17.59	

Table 7-200. Bands 1, 2A, 2C Power Spectral Density Measurements Antenna 5T (Low Data Rate)

*TDWR channel is not supported for ISED (denoted by a * next to the frequency)

FCC ID: BCGA2899 IC: 579C-A2899		MEASUREMENT REPORT (CERTIFICATION)	Approved by: Technical Manager
Test Report S/N: 1C2311270066-24-R1.BCG	Test Dates: 11/29/2023 - 1/19/2024	EUT Type: Tablet Device	Page 134 of 594

	Frequency [MHz]	Channel No.	802.11 MODE	Data Rate [Mbps]	Measured Power Density [dBm/MHz]	Max Power Density [dBm/MHz]	Margin [dB]	
Band 1	5180	36	n (20MHz)	39/43.3 (MCS4)	6.93	11.00	-4.07	
	5200	40	n (20MHz)	39/43.3 (MCS4)	9.52	11.00	-1.48	
	5240	48	n (20MHz)	39/43.3 (MCS4)	9.38	11.00	-1.62	
	5180	36	ax (SU) (20MHz)	49/51.6 (MCS4)	5.33	11.00	-5.67	
	5200	40	ax (SU) (20MHz)	49/51.6 (MCS4)	7.87	11.00	-3.13	
	5240	48	ax (SU) (20MHz)	49/51.6 (MCS4)	7.83	11.00	-3.17	
	5190	38	n (40MHz)	81/90 (MCS4)	3.21	11.00	-7.79	
	5230	46	n (40MHz)	81/90 (MCS4)	7.52	11.00	-3.48	
	5190	38	ax (SU) (40MHz)	98/103.2 (MCS4)	0.98	11.00	-10.02	
	5230	46	ax (SU) (40MHz)	98/103.2 (MCS4)	6.08	11.00	-4.92	
	5210	42	ac (80MHz)	175.5/195 (MCS4)	-0.84	11.00	-11.84	
	5210	42	ax (SU) (80MHz)	204/216.2 (MCS4)	-2.03	11.00	-13.03	
Band 1/2	5250	50	ac (160MHz)	175.5/195 (MCS4)	-5.29	11.00	-16.29	
	5250	50	ax (SU) (160MHz)	204/216.2 (MCS4)	-6.22	11.00	-17.22	
Band 2A	5260	52	n (20MHz)	39/43.3 (MCS4)	9.74	11.00	-1.27	
	5300	60	n (20MHz)	39/43.3 (MCS4)	9.79	11.00	-1.21	
	5320	64	n (20MHz)	39/43.3 (MCS4)	7.04	11.00	-3.96	
	5260	52	ax (SU) (20MHz)	49/51.6 (MCS4)	7.74	11.00	-3.26	
	5300	60	ax (SU) (20MHz)	49/51.6 (MCS4)	8.00	11.00	-3.00	
	5320	64	ax (SU) (20MHz)	49/51.6 (MCS4)	4.76	11.00	-6.24	
	5270	54	n (40MHz)	81/90 (MCS4)	7.25	11.00	-3.75	
	5310	62	n (40MHz)	81/90 (MCS4)	2.98	11.00	-8.02	
	5270	54	ax (SU) (40MHz)	98/103.2 (MCS4)	6.05	11.00	-4.95	
	5310	62	ax (SU) (40MHz)	98/103.2 (MCS4)	0.65	11.00	-10.36	
	5290	58	ac (80MHz)	175.5/195 (MCS4)	-1.12	11.00	-12.12	
	5290	58	ax (SU) (80MHz)	204/216.2 (MCS4)	-2.13	11.00	-13.13	
	Band 2C	5500	100	n (20MHz)	39/43.3 (MCS4)	6.10	11.00	-4.90
		5580	116	n (20MHz)	39/43.3 (MCS4)	9.18	11.00	-1.82
5720		144	n (20MHz)	39/43.3 (MCS4)	9.31	11.00	-1.69	
5500		100	ax (SU) (20MHz)	49/51.6 (MCS4)	4.19	11.00	-6.81	
5580		116	ax (SU) (20MHz)	49/51.6 (MCS4)	7.48	11.00	-3.52	
5720		144	ax (SU) (20MHz)	49/51.6 (MCS4)	8.23	11.00	-2.77	
5510		102	n (40MHz)	81/90 (MCS4)	2.20	11.00	-8.80	
5550		110	n (40MHz)	81/90 (MCS4)	6.01	11.00	-4.99	
5670		134	n (40MHz)	81/90 (MCS4)	4.70	11.00	-6.31	
5710		142	n (40MHz)	81/90 (MCS4)	7.05	11.00	-3.95	
5510		102	ax (SU) (40MHz)	98/103.2 (MCS4)	1.09	11.00	-9.91	
5550		110	ax (SU) (40MHz)	98/103.2 (MCS4)	4.45	11.00	-6.55	
5710		142	ax (SU) (40MHz)	98/103.2 (MCS4)	5.84	11.00	-5.16	
5530		106	ac (80MHz)	175.5/195 (MCS4)	-1.27	11.00	-12.27	
*5610		122	ac (80MHz)	175.5/195 (MCS4)	1.83	11.00	-9.17	
5690		138	ac (80MHz)	175.5/195 (MCS4)	3.62	11.00	-7.39	
5530		106	ax (SU) (80MHz)	204/216.2 (MCS4)	-2.81	11.00	-13.81	
*5610		122	ax (SU) (80MHz)	204/216.2 (MCS4)	0.38	11.00	-10.62	
5690		138	ax (SU) (80MHz)	204/216.2 (MCS4)	2.58	11.00	-8.42	
*5570		114	ac (160MHz)	175.5/195 (MCS4)	-5.95	11.00	-16.95	
*5570	114	ax (SU) (160MHz)	204/216.2 (MCS4)	-7.24	11.00	-18.24		

Table 7-201. Bands 1, 2A, 2C Power Spectral Density Measurements Antenna 5T (Mid Data Rate)

*TDWR channel is not supported for ISED (denoted by a * next to the frequency)

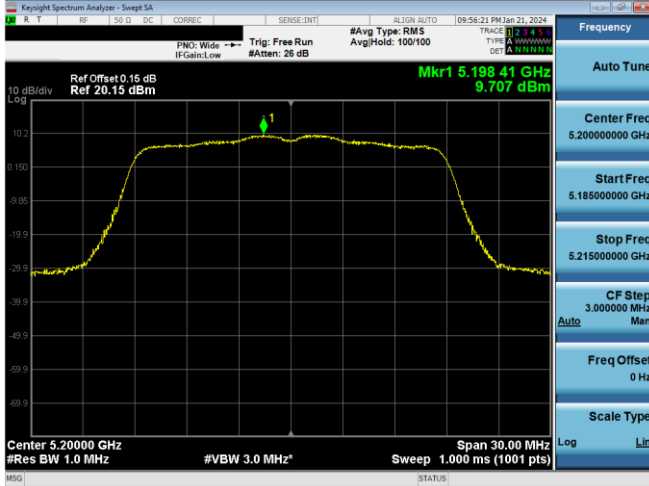
FCC ID: BCGA2899 IC: 579C-A2899		MEASUREMENT REPORT (CERTIFICATION)	Approved by: Technical Manager
Test Report S/N: 1C2311270066-24-R1.BCG	Test Dates: 11/29/2023 - 1/19/2024	EUT Type: Tablet Device	Page 135 of 594

	Frequency [MHz]	Channel No.	802.11 MODE	Data Rate [Mbps]	Measured Power Density [dBm/MHz]	Max Power Density [dBm/MHz]	Margin [dB]
Band 1	5180	36	n (20MHz)	65/72.2 (MCS7)	5.18	11.00	-5.82
	5200	40	n (20MHz)	65/72.2 (MCS7)	8.43	11.00	-2.57
	5240	48	n (20MHz)	65/72.2 (MCS7)	8.33	11.00	-2.67
	5180	36	ax (SU) (20MHz)	135/143.4 (MCS11)	4.82	11.00	-6.18
	5200	40	ax (SU) (20MHz)	135/143.4 (MCS11)	8.44	11.00	-2.56
	5240	48	ax (SU) (20MHz)	135/143.4 (MCS11)	8.23	11.00	-2.77
	5190	38	n (40MHz)	135/150 (MCS7)	0.62	11.00	-10.38
	5230	46	n (40MHz)	135/150 (MCS7)	6.33	11.00	-4.67
	5190	38	ax (SU) (40MHz)	271/286 (MCS11)	0.14	11.00	-10.86
	5230	46	ax (SU) (40MHz)	271/286 (MCS11)	5.96	11.00	-5.04
	5210	42	ac (80MHz)	390/433.3 (MCS9)	-2.36	11.00	-13.36
	5210	42	ax (SU) (80MHz)	567/600.5 (MCS11)	-2.28	11.00	-13.28
Band 1/2	5250	50	ac (160MHz)	390/433.3 (MCS9)	-6.23	11.00	-17.23
	5250	50	ax (SU) (160MHz)	567/600.5 (MCS11)	-7.10	11.00	-18.10
Band 2A	5260	52	n (20MHz)	65/72.2 (MCS7)	8.18	11.00	-2.82
	5300	60	n (20MHz)	65/72.2 (MCS7)	8.24	11.00	-2.76
	5320	64	n (20MHz)	65/72.2 (MCS7)	4.95	11.00	-6.05
	5260	52	ax (SU) (20MHz)	135/143.4 (MCS11)	8.09	11.00	-2.92
	5300	60	ax (SU) (20MHz)	135/143.4 (MCS11)	8.22	11.00	-2.78
	5320	64	ax (SU) (20MHz)	135/143.4 (MCS11)	4.25	11.00	-6.75
	5270	54	n (40MHz)	135/150 (MCS7)	6.44	11.00	-4.56
	5310	62	n (40MHz)	135/150 (MCS7)	0.63	11.00	-10.37
	5270	54	ax (SU) (40MHz)	271/286 (MCS11)	6.25	11.00	-4.75
	5310	62	ax (SU) (40MHz)	271/286 (MCS11)	0.10	11.00	-10.90
	5290	58	ac (80MHz)	390/433.3 (MCS9)	-2.73	11.00	-13.73
	5290	58	ax (SU) (80MHz)	567/600.5 (MCS11)	-2.71	11.00	-13.71
Band 2C	5500	100	n (20MHz)	65/72.2 (MCS7)	3.31	11.00	-7.69
	5580	116	n (20MHz)	65/72.2 (MCS7)	7.83	11.00	-3.17
	5720	144	n (20MHz)	65/72.2 (MCS7)	8.13	11.00	-2.87
	5500	100	ax (SU) (20MHz)	135/143.4 (MCS11)	3.34	11.00	-7.66
	5580	116	ax (SU) (20MHz)	135/143.4 (MCS11)	7.55	11.00	-3.45
	5720	144	ax (SU) (20MHz)	135/143.4 (MCS11)	8.09	11.00	-2.91
	5510	102	n (40MHz)	135/150 (MCS7)	-0.94	11.00	-11.94
	5550	110	n (40MHz)	135/150 (MCS7)	4.08	11.00	-6.92
	5710	142	n (40MHz)	135/150 (MCS7)	5.84	11.00	-5.16
	5510	102	ax (SU) (40MHz)	271/286 (MCS11)	-1.27	11.00	-12.27
	5550	110	ax (SU) (40MHz)	271/286 (MCS11)	4.21	11.00	-6.79
	5670	134	ax (SU) (40MHz)	271/286 (MCS11)	0.64	11.00	-10.36
	5710	142	ax (SU) (40MHz)	271/286 (MCS11)	6.15	11.00	-4.85
	5530	106	ac (80MHz)	390/433.3 (MCS9)	-4.51	11.00	-15.51
	*5610	122	ac (80MHz)	390/433.3 (MCS9)	0.48	11.00	-10.52
	5690	138	ac (80MHz)	390/433.3 (MCS9)	3.05	11.00	-7.95
	5530	106	ax (SU) (80MHz)	567/600.5 (MCS11)	-4.33	11.00	-15.33
	*5610	122	ax (SU) (80MHz)	567/600.5 (MCS11)	-0.48	11.00	-11.48
	5690	138	ax (SU) (80MHz)	567/600.5 (MCS11)	2.65	11.00	-8.36
	*5570	114	ac (160MHz)	390/433.3 (MCS9)	-8.11	11.00	-19.11
*5570	114	ax (SU) (160MHz)	567/600.5 (MCS11)	-8.93	11.00	-19.93	

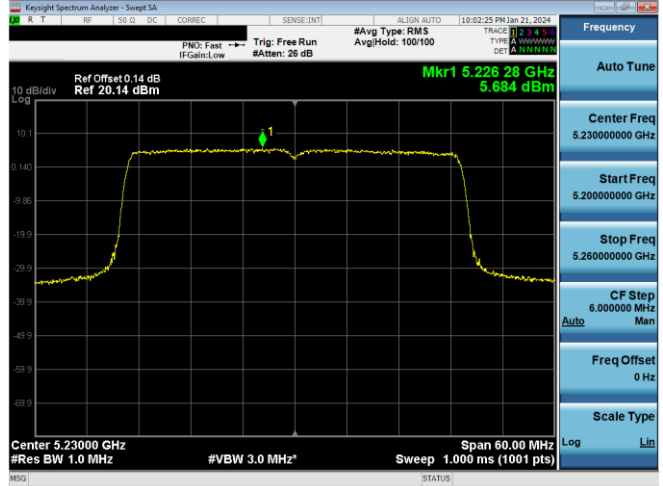
Table 7-202. Bands 1, 2A, 2C Power Spectral Density Measurements Antenna 5T (High Data Rate)

*TDWR channel is not supported for ISED (denoted by a * next to the frequency)

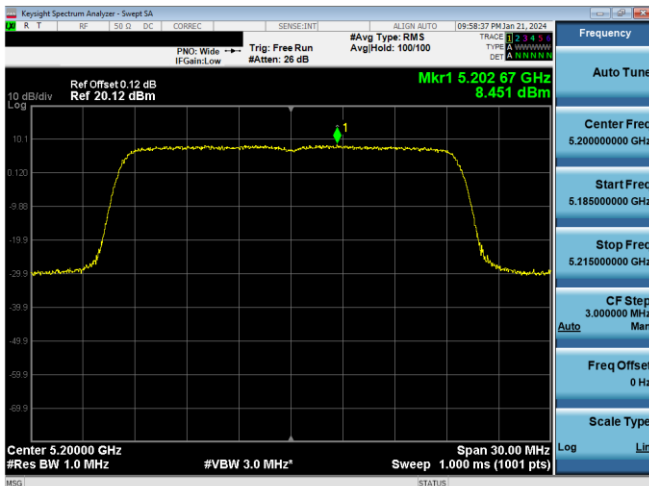
FCC ID: BCGA2899 IC: 579C-A2899		MEASUREMENT REPORT (CERTIFICATION)	Approved by: Technical Manager
Test Report S/N: 1C2311270066-24-R1.BCG	Test Dates: 11/29/2023 - 1/19/2024	EUT Type: Tablet Device	Page 136 of 594



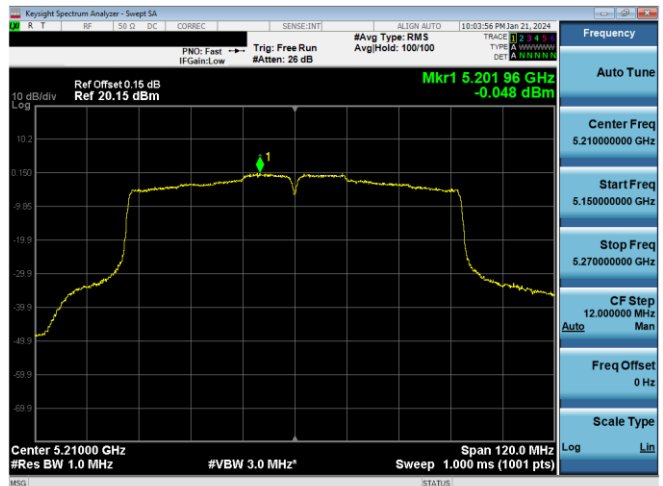
Plot 7-253. PSD Antenna 5T (20MHz BW 802.11n – Ch. 40, MCS2)



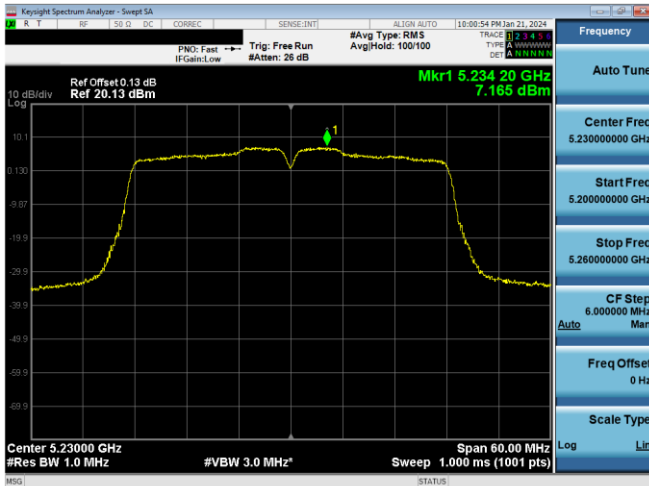
Plot 7-256. PSD Antenna 5T (40MHz BW 802.11ax(SU) – Ch. 46, MCS2)



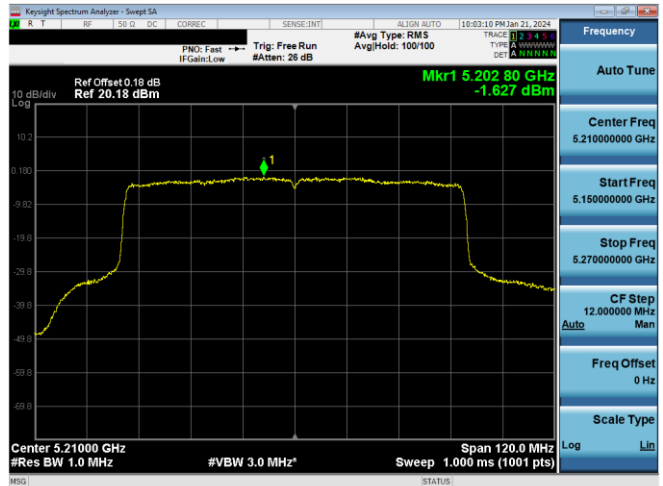
Plot 7-254. PSD Antenna 5T (20MHz BW 802.11ax(SU) – Ch. 40, MCS2)



Plot 7-257. PSD Antenna 5T (80MHz BW 802.11ac – Ch. 42, MCS2)

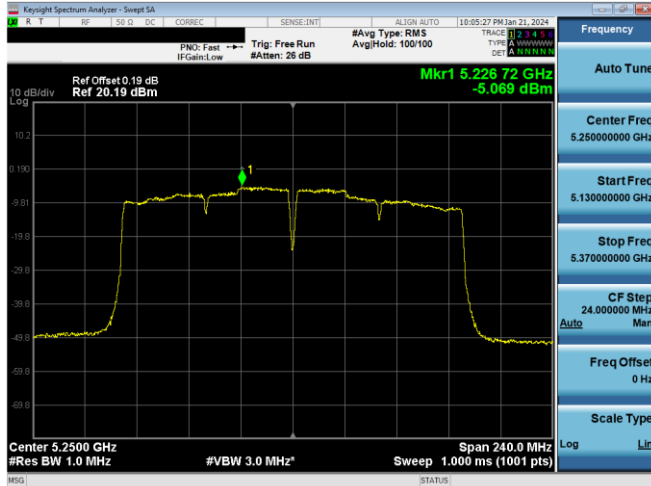


Plot 7-255. PSD Antenna 5T (40MHz BW 802.11n – Ch. 46, MCS2)

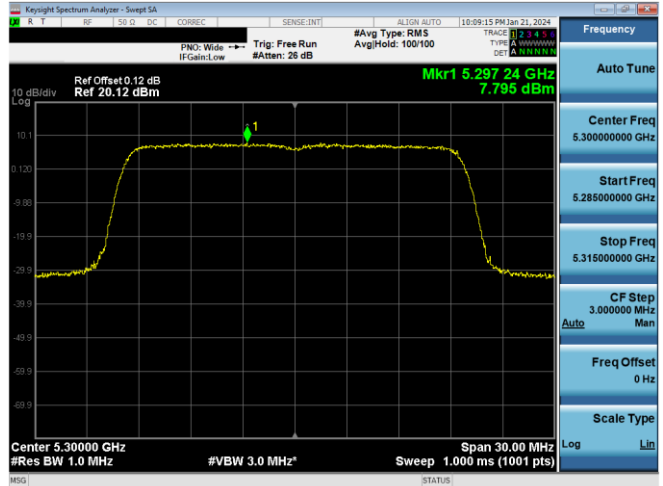


Plot 7-258. PSD Antenna 5T (80MHz BW 802.11ax(SU) – Ch. 42, MCS2)

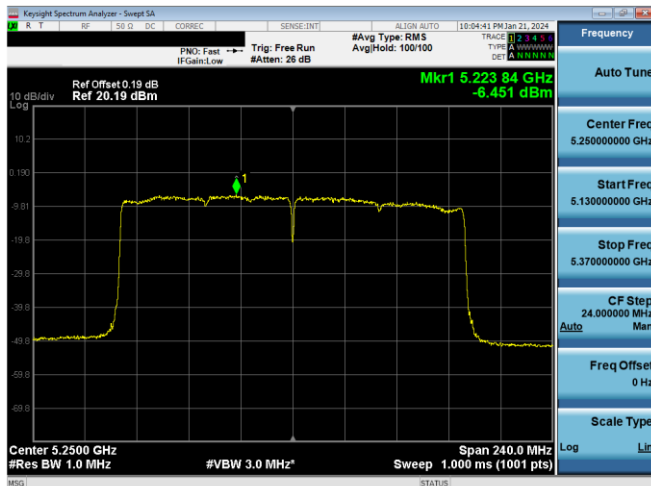
FCC ID: BCGA2899 IC: 579C-A2899		MEASUREMENT REPORT (CERTIFICATION)	Approved by: Technical Manager
Test Report S/N: 1C2311270066-24-R1.BCG	Test Dates: 11/29/2023 - 1/19/2024	EUT Type: Tablet Device	Page 137 of 594



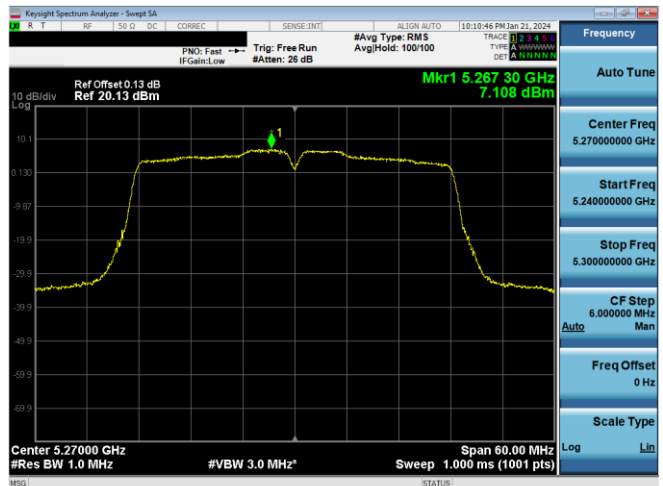
Plot 7-259. PSD Antenna 5T (160MHz BW 802.11ac – Ch. 50, MCS2)



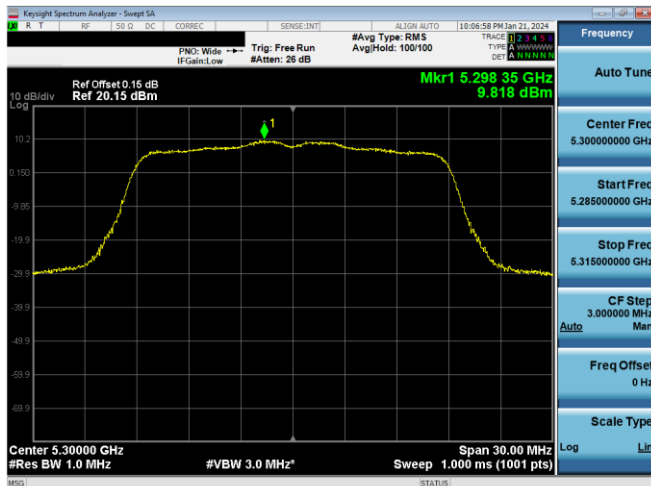
Plot 7-262. PSD Antenna 5T (20MHz BW 802.11ax(SU) – Ch. 60, MCS2)



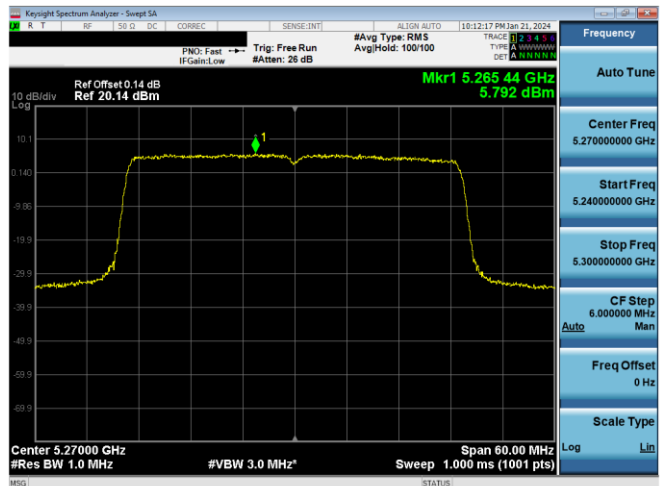
Plot 7-260. PSD Antenna 5T (160MHz BW 802.11ax(SU) – Ch. 50, MCS2)



Plot 7-263. PSD Antenna 5T (40MHz BW 802.11n – Ch. 54, MCS2)



Plot 7-261. PSD Antenna 5T (20MHz BW 802.11n – Ch. 60, MCS2)



Plot 7-264. PSD Antenna 5T (40MHz BW 802.11ax(SU) – Ch. 54, MCS2)

FCC ID: BCGA2899 IC: 579C-A2899		MEASUREMENT REPORT (CERTIFICATION)	Approved by: Technical Manager
Test Report S/N: 1C2311270066-24-R1.BCG	Test Dates: 11/29/2023 - 1/19/2024	EUT Type: Tablet Device	Page 138 of 594