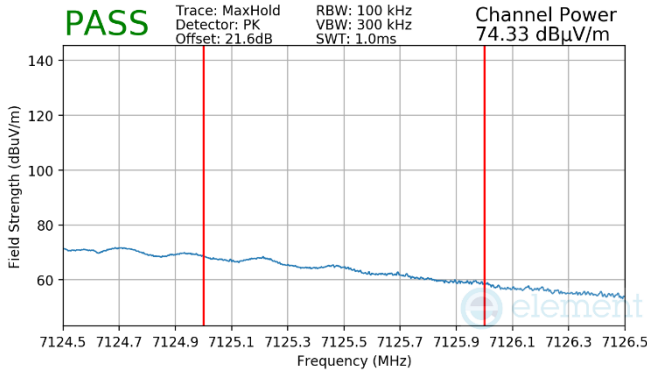
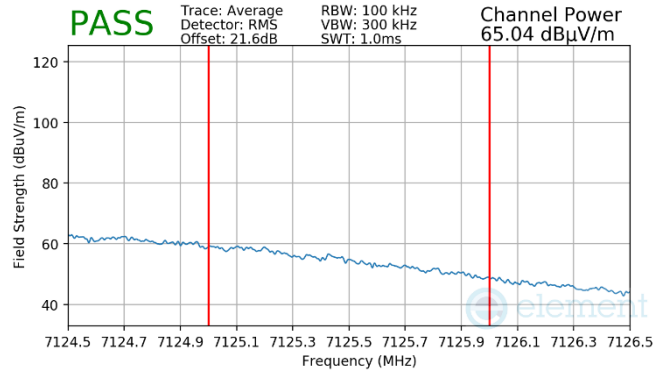


Worst Case Mode: 802.11a
 Worst Case Transfer Rate: 12Mbps
 Distance of Measurements: 3 Meters
 Operating Frequency: 7115MHz
 Channel: 233

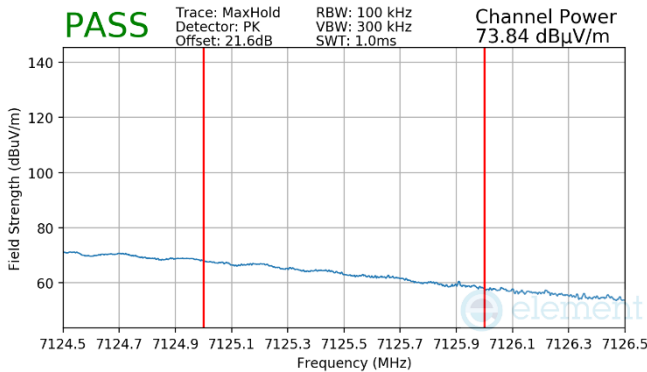


Plot 7-1405. Antenna WF7a Radiated Upper Band Edge (Peak – UNII Band 8)

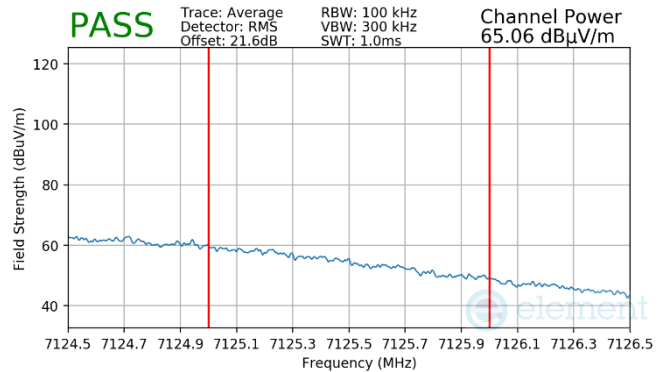


Plot 7-1406. Antenna WF7a Radiated Upper Band Edge (Average – UNII Band 8)

Worst Case Mode: 802.11a
 Worst Case Transfer Rate: 24Mbps
 Distance of Measurements: 3 Meters
 Operating Frequency: 7115MHz
 Channel: 233



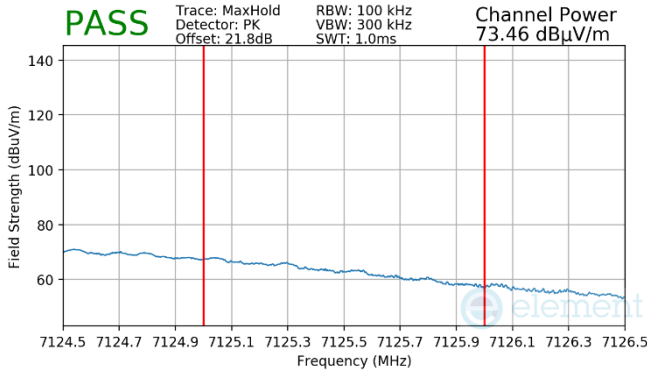
Plot 7-1407. Antenna WF7a Radiated Upper Band Edge (Peak – UNII Band 8)



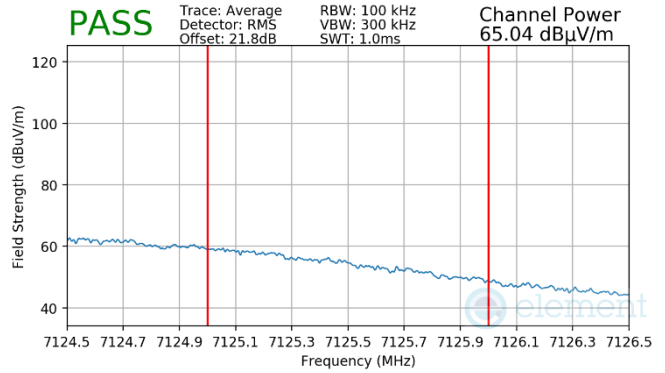
Plot 7-1408. Antenna WF7a Radiated Upper Band Edge (Average – UNII Band 8)

FCC ID: BCGA2898 IC: 579C-A2898		MEASUREMENT REPORT (CERTIFICATION)	Approved by: Technical Manager
Test Report S/N: 1C2311270065-13-R2.BCG	Test Dates: 12/1/2023 - 04/04/2024	EUT Type: Tablet Device	Page 459 of 552

Worst Case Mode: 802.11a
 Worst Case Transfer Rate: 54Mbps
 Distance of Measurements: 3 Meters
 Operating Frequency: 7115MHz
 Channel: 233



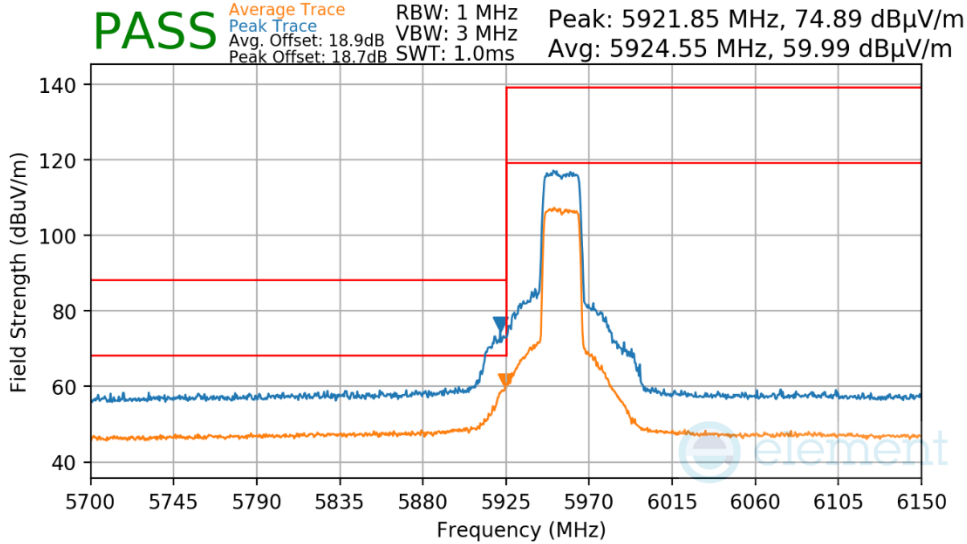
Plot 7-1409. Antenna WF7a Radiated Upper Band Edge (Peak – UNII Band 8)



Plot 7-1410. Antenna WF7a Radiated Upper Band Edge (Average – UNII Band 8)

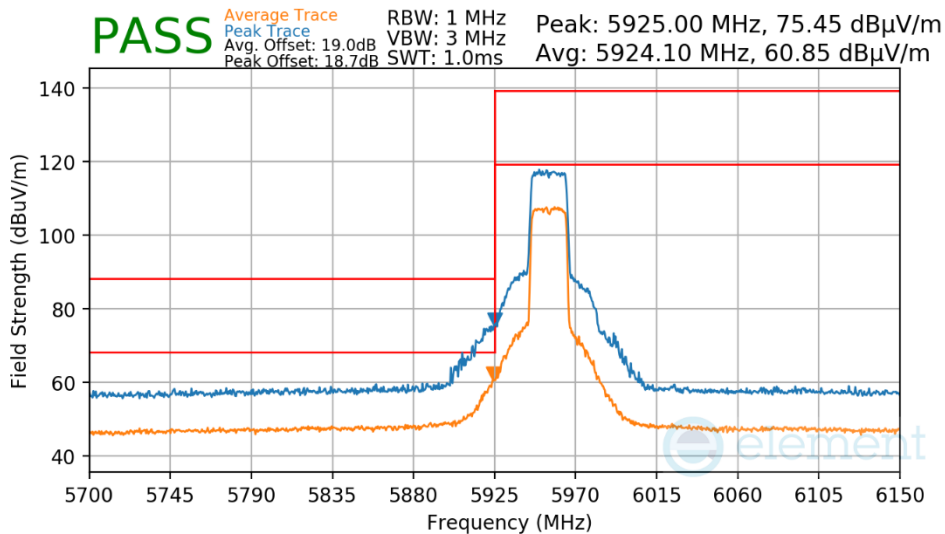
FCC ID: BCGA2898 IC: 579C-A2898		MEASUREMENT REPORT (CERTIFICATION)	Approved by: Technical Manager
Test Report S/N: 1C2311270065-13-R2.BCG	Test Dates: 12/1/2023 - 04/04/2024	EUT Type: Tablet Device	Page 460 of 552

Worst Case Mode: 802.11ax
 Worst Case Transfer Rate: MCS2
 Distance of Measurements: 3 Meters
 Operating Frequency: 5955MHz
 Channel: 1



Plot 7-1411. Antenna WF7a Radiated Lower Band Edge (Peak/Average – UNII Band 5)

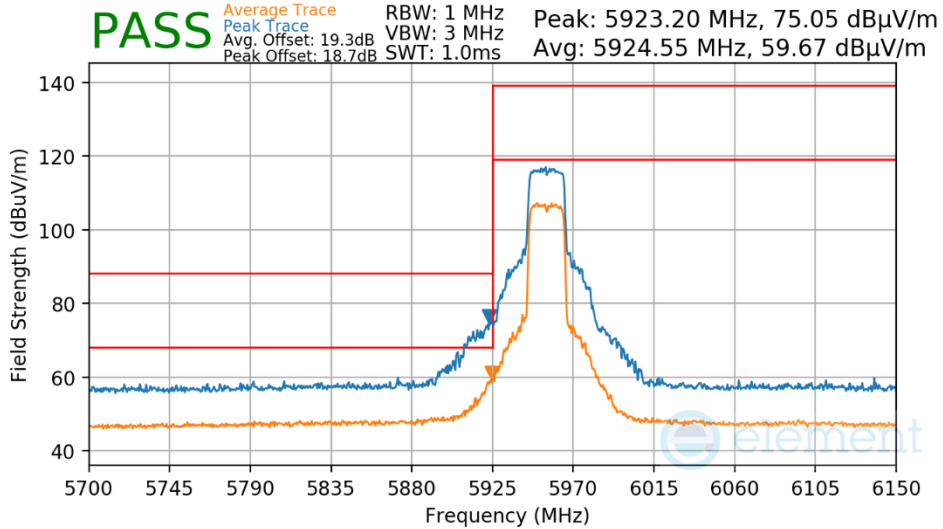
Worst Case Mode: 802.11ax
 Worst Case Transfer Rate: MCS4
 Distance of Measurements: 3 Meters
 Operating Frequency: 5955MHz
 Channel: 1



Plot 7-1412. Antenna WF7a Radiated Lower Band Edge (Peak/Average – UNII Band 5)

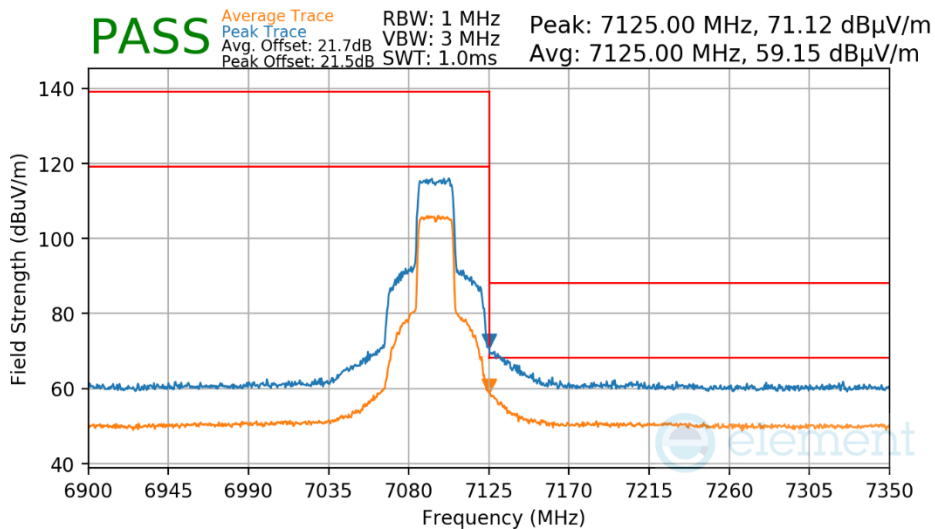
FCC ID: BCGA2898 IC: 579C-A2898		MEASUREMENT REPORT (CERTIFICATION)	Approved by: Technical Manager
Test Report S/N: 1C2311270065-13-R2.BCG	Test Dates: 12/1/2023 - 04/04/2024	EUT Type: Tablet Device	Page 461 of 552

Worst Case Mode: 802.11ax
 Worst Case Transfer Rate: MCS11
 Distance of Measurements: 3 Meters
 Operating Frequency: 5955MHz
 Channel: 1



Plot 7-1413. Antenna WF7a Radiated Lower Band Edge (Peak/Average – UNII Band 5)

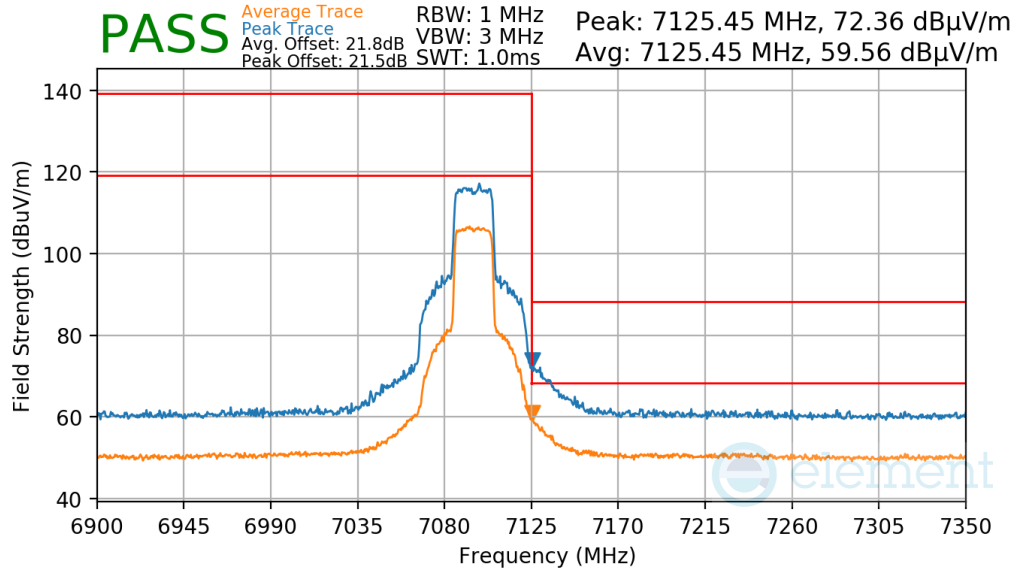
Worst Case Mode: 802.11ax
 Worst Case Transfer Rate: MCS2
 Distance of Measurements: 3 Meters
 Operating Frequency: 7095MHz
 Channel: 229



Plot 7-1414. Antenna WF7a Radiated Upper Band Edge (Peak/Average – UNII Band 8)

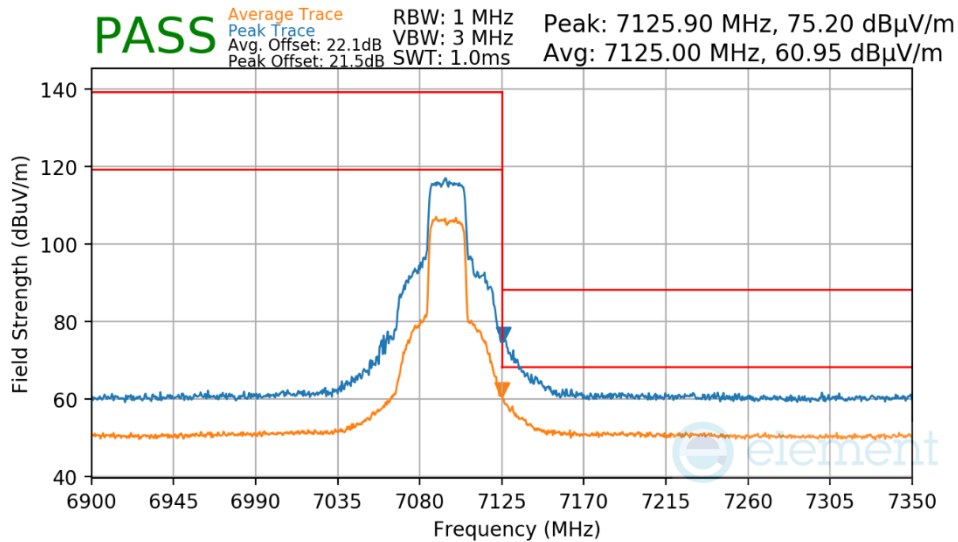
FCC ID: BCGA2898 IC: 579C-A2898		MEASUREMENT REPORT (CERTIFICATION)	Approved by: Technical Manager
Test Report S/N: 1C2311270065-13-R2.BCG	Test Dates: 12/1/2023 - 04/04/2024	EUT Type: Tablet Device	Page 462 of 552

Worst Case Mode: 802.11ax
 Worst Case Transfer Rate: MCS4
 Distance of Measurements: 3 Meters
 Operating Frequency: 7095MHz
 Channel: 229



Plot 7-1415. Antenna WF7a Radiated Upper Band Edge (Peak/Average – UNII Band 8)

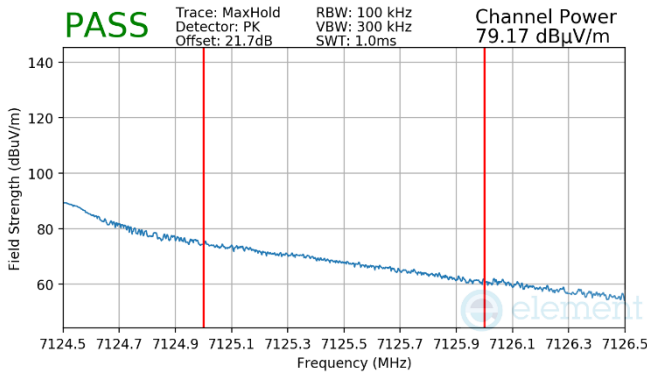
Worst Case Mode: 802.11ax
 Worst Case Transfer Rate: MCS11
 Distance of Measurements: 3 Meters
 Operating Frequency: 7095MHz
 Channel: 229



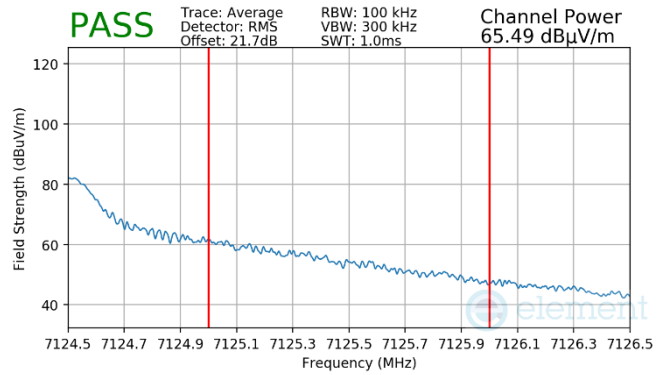
Plot 7-1416. Antenna WF7a Radiated Upper Band Edge (Peak/Average – UNII Band 8)

FCC ID: BCGA2898 IC: 579C-A2898		MEASUREMENT REPORT (CERTIFICATION)	Approved by: Technical Manager
Test Report S/N: 1C2311270065-13-R2.BCG	Test Dates: 12/1/2023 - 04/04/2024	EUT Type: Tablet Device	Page 463 of 552

Worst Case Mode: 802.11ax
 Worst Case Transfer Rate: MCS2
 Distance of Measurements: 3 Meters
 Operating Frequency: 7115MHz
 Channel: 233

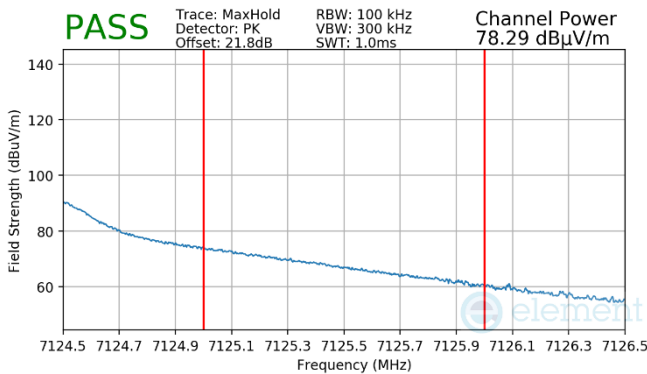


Plot 7-1417. Antenna WF7a Radiated Upper Band Edge (Peak – UNII Band 8)

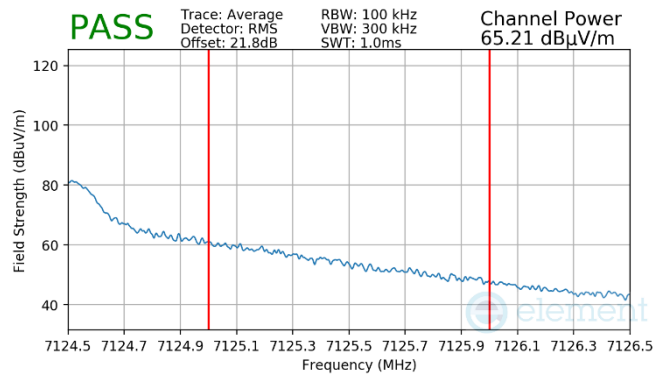


Plot 7-1418. Antenna WF7a Radiated Upper Band Edge (Average – UNII Band 8)

Worst Case Mode: 802.11ax
 Worst Case Transfer Rate: MCS4
 Distance of Measurements: 3 Meters
 Operating Frequency: 7115MHz
 Channel: 233



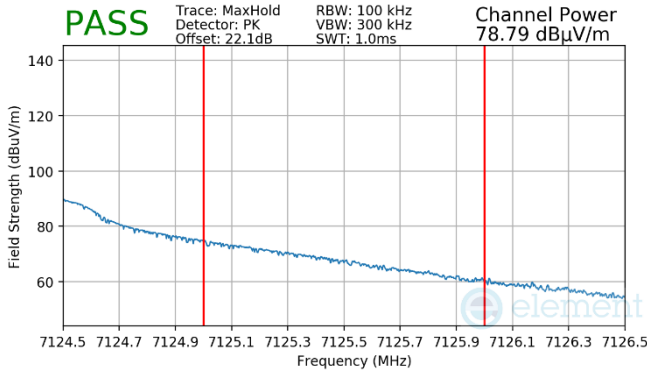
Plot 7-1419. Antenna WF7a Radiated Upper Band Edge (Peak – UNII Band 8)



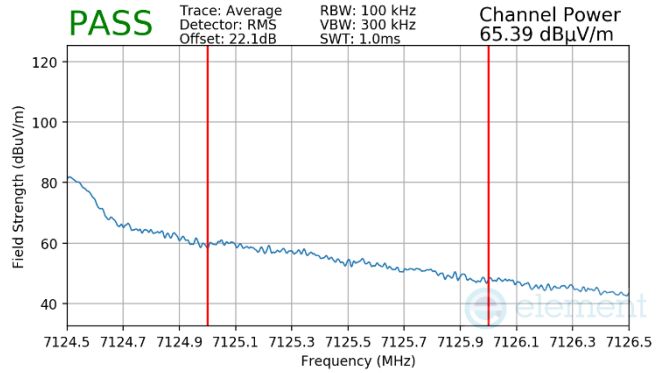
Plot 7-1420. Antenna WF7a Radiated Upper Band Edge (Average – UNII Band 8)

FCC ID: BCGA2898 IC: 579C-A2898		MEASUREMENT REPORT (CERTIFICATION)	Approved by: Technical Manager
Test Report S/N: 1C2311270065-13-R2.BCG	Test Dates: 12/1/2023 - 04/04/2024	EUT Type: Tablet Device	Page 464 of 552

Worst Case Mode: 802.11ax
 Worst Case Transfer Rate: MCS11
 Distance of Measurements: 3 Meters
 Operating Frequency: 7115MHz
 Channel: 233



Plot 7-1421. Antenna WF7a Radiated Upper Band Edge (Peak – UNII Band 8)

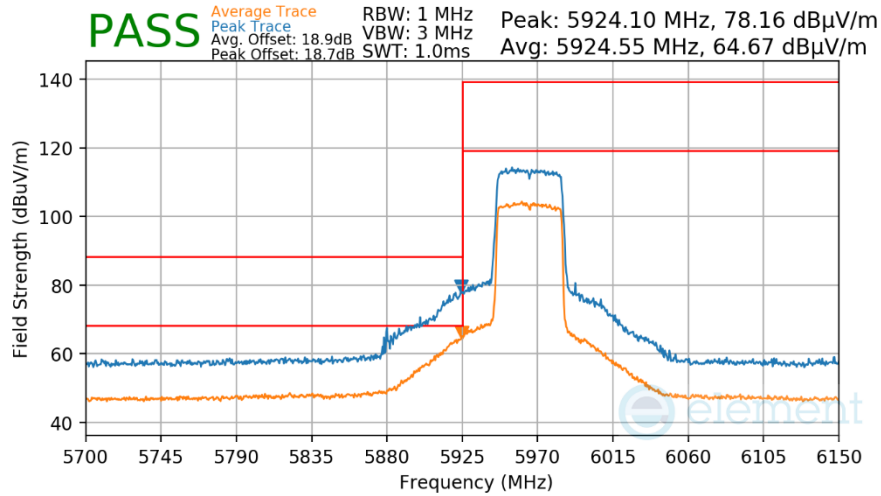


Plot 7-1422. Antenna WF7a Radiated Upper Band Edge (Average – UNII Band 8)

FCC ID: BCGA2898 IC: 579C-A2898		MEASUREMENT REPORT (CERTIFICATION)	Approved by: Technical Manager
Test Report S/N: 1C2311270065-13-R2.BCG	Test Dates: 12/1/2023 - 04/04/2024	EUT Type: Tablet Device	Page 465 of 552

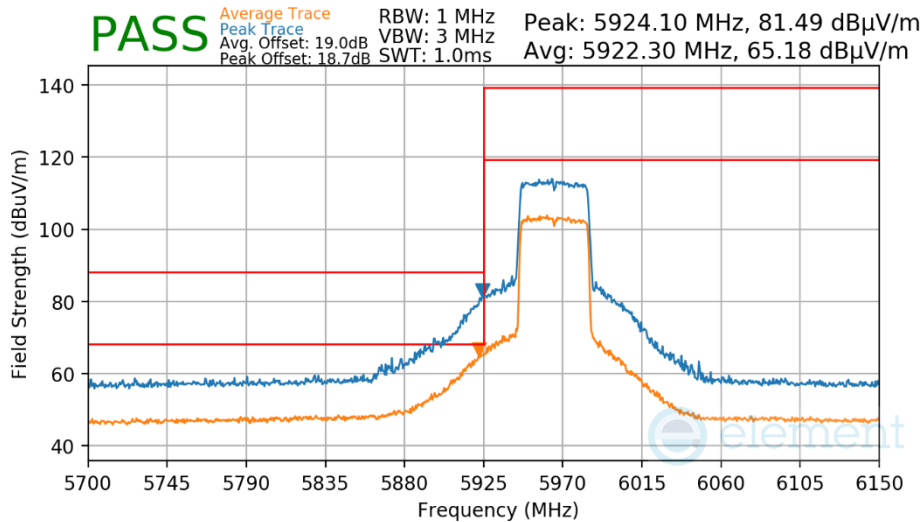
7.7.7 Antenna WF7a Radiated Band Edge Measurements (40MHz BW) §15.407(b.1)(b.2) §15.205 §15.209; RSS-Gen [8.9]

Worst Case Mode: 802.11ax
 Worst Case Transfer Rate: MCS2
 Distance of Measurements: 3 Meters
 Operating Frequency: 5965MHz
 Channel: 3



Plot 7-1423. Antenna WF7a Radiated Lower Band Edge (Peak & Average – UNII Band 5)

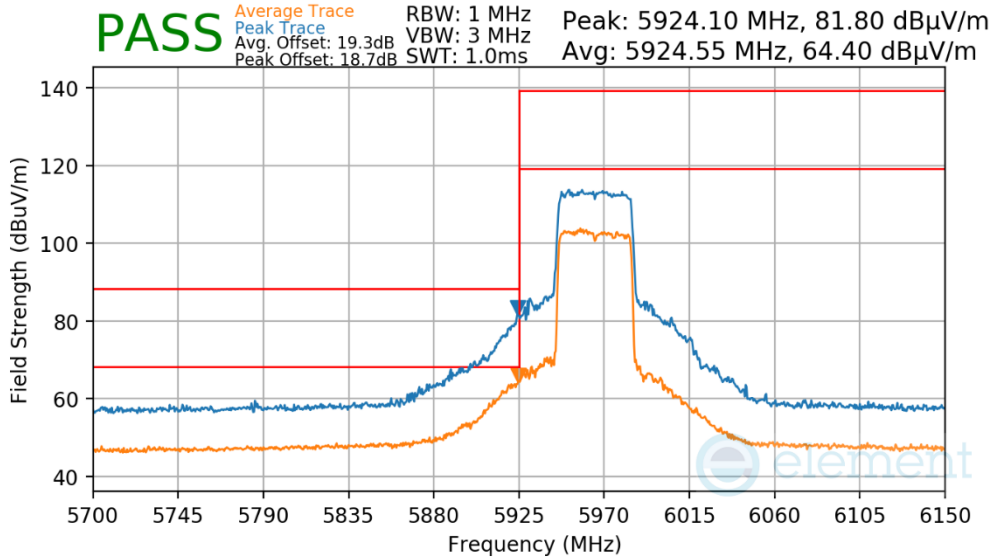
Worst Case Mode: 802.11ax
 Worst Case Transfer Rate: MCS4
 Distance of Measurements: 3 Meters
 Operating Frequency: 5965MHz
 Channel: 3



Plot 7-1424. Antenna WF7a Radiated Lower Band Edge (Peak & Average – UNII Band 5)

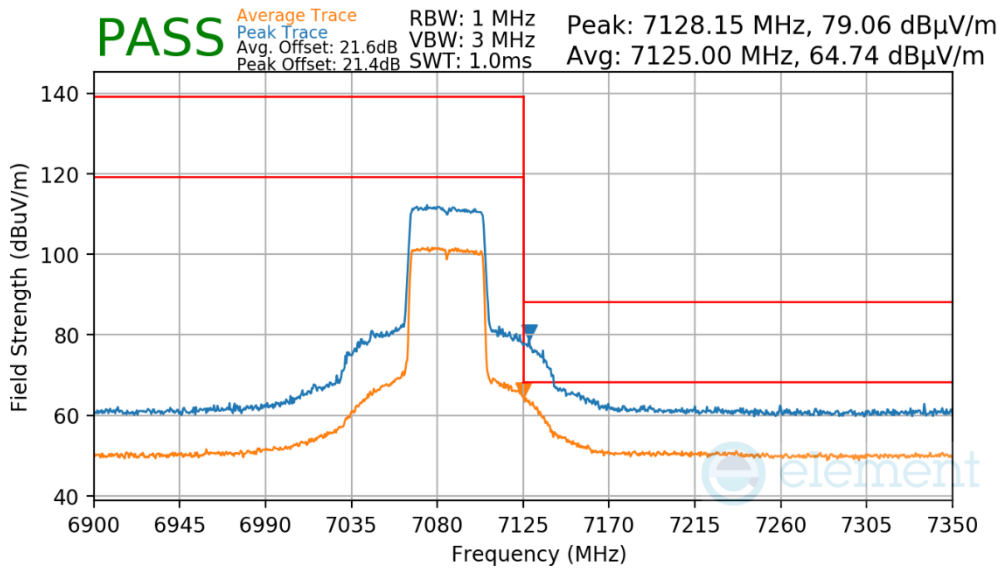
FCC ID: BCGA2898 IC: 579C-A2898		MEASUREMENT REPORT (CERTIFICATION)	Approved by: Technical Manager
Test Report S/N: 1C2311270065-13-R2.BCG	Test Dates: 12/1/2023 - 04/04/2024	EUT Type: Tablet Device	Page 466 of 552

Worst Case Mode: 802.11ax
 Worst Case Transfer Rate: MCS11
 Distance of Measurements: 3 Meters
 Operating Frequency: 5965MHz
 Channel: 3



Plot 7-1425. Antenna WF7a Radiated Lower Band Edge (Peak & Average – UNII Band 5)

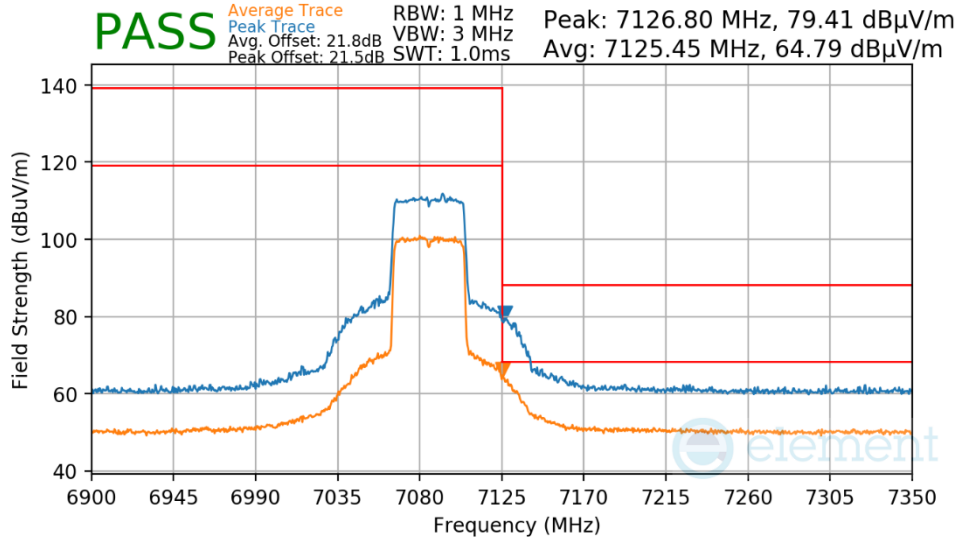
Worst Case Mode: 802.11ax
 Worst Case Transfer Rate: MCS2
 Distance of Measurements: 3 Meters
 Operating Frequency: 7085MHz
 Channel: 227



Plot 7-1426. Antenna WF7a Radiated Upper Band Edge (Peak & Average – UNII Band 8)

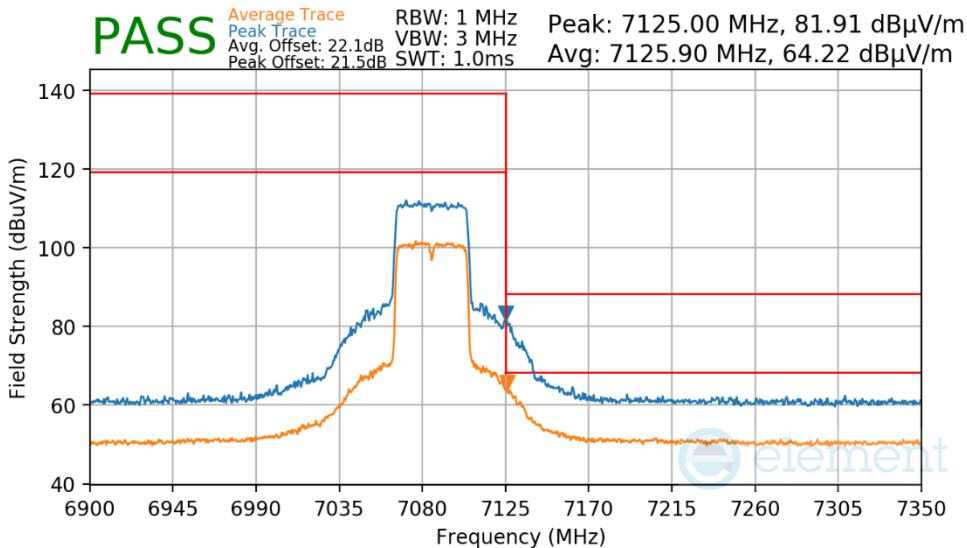
FCC ID: BCGA2898 IC: 579C-A2898		MEASUREMENT REPORT (CERTIFICATION)	Approved by: Technical Manager
Test Report S/N: 1C2311270065-13-R2.BCG	Test Dates: 12/1/2023 - 04/04/2024	EUT Type: Tablet Device	Page 467 of 552

Worst Case Mode: 802.11ax
 Worst Case Transfer Rate: MCS4
 Distance of Measurements: 3 Meters
 Operating Frequency: 7085MHz
 Channel: 227



Plot 7-1427. Antenna WF7a Radiated Upper Band Edge (Peak & Average – UNII Band 8)

Worst Case Mode: 802.11ax
 Worst Case Transfer Rate: MCS11
 Distance of Measurements: 3 Meters
 Operating Frequency: 7085MHz
 Channel: 227

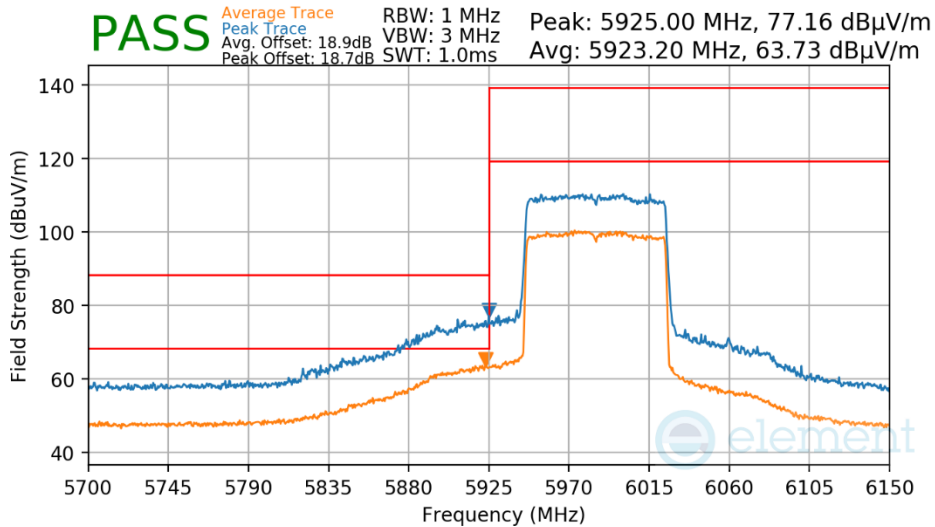


Plot 7-1428. Antenna WF7a Radiated Upper Band Edge (Peak & Average – UNII Band 8)

FCC ID: BCGA2898 IC: 579C-A2898		MEASUREMENT REPORT (CERTIFICATION)	Approved by: Technical Manager
Test Report S/N: 1C2311270065-13-R2.BCG	Test Dates: 12/1/2023 - 04/04/2024	EUT Type: Tablet Device	Page 468 of 552

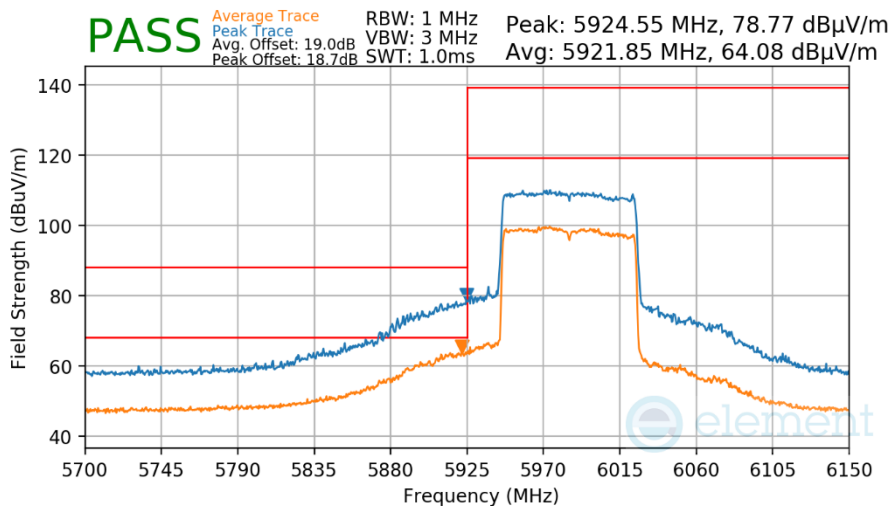
7.7.8 Antenna WF7a Radiated Band Edge Measurements (80MHz BW) §15.407(b.1)(b.2) §15.205 §15.209; RSS-Gen [8.9]

Worst Case Mode: 802.11ax
 Worst Case Transfer Rate: MCS2
 Distance of Measurements: 3 Meters
 Operating Frequency: 5985MHz
 Channel: 7



Plot 7-1429. Antenna WF7a Radiated Lower Band Edge (Peak & Average – UNII Band 5)

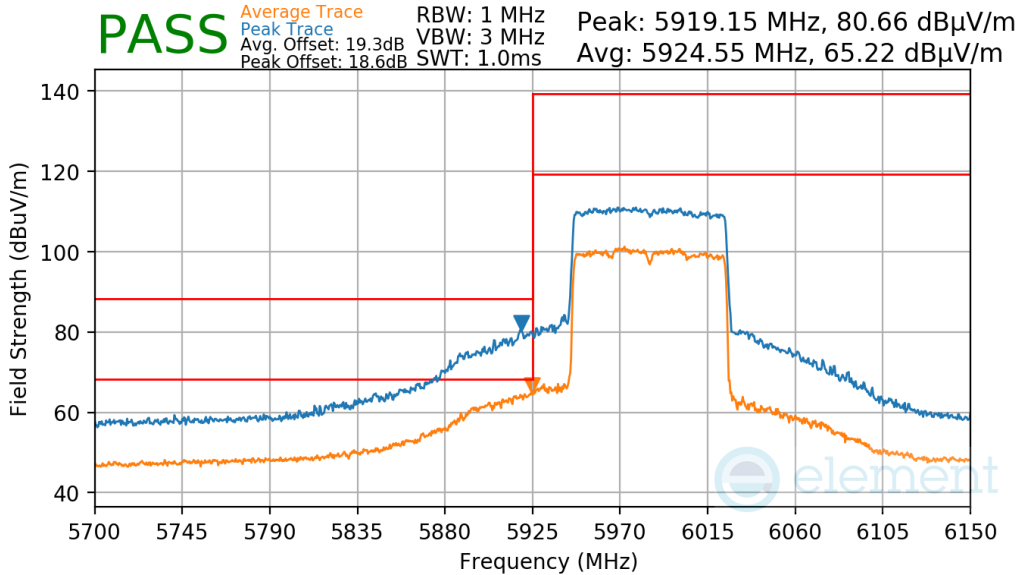
Worst Case Mode: 802.11ax
 Worst Case Transfer Rate: MCS4
 Distance of Measurements: 3 Meters
 Operating Frequency: 5985MHz
 Channel: 7



Plot 7-1430. Antenna WF7a Radiated Lower Band Edge (Peak & Average – UNII Band 5)

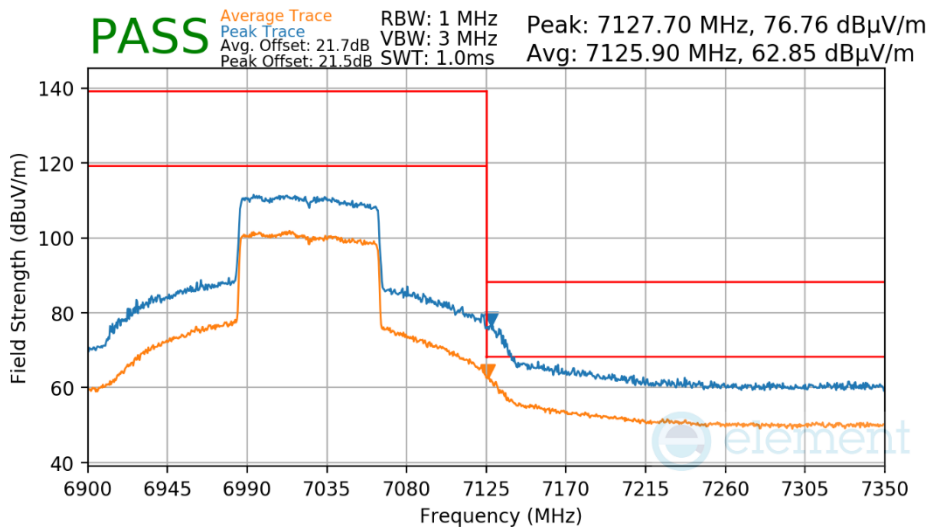
FCC ID: BCGA2898 IC: 579C-A2898		MEASUREMENT REPORT (CERTIFICATION)	Approved by: Technical Manager
Test Report S/N: 1C2311270065-13-R2.BCG	Test Dates: 12/1/2023 - 04/04/2024	EUT Type: Tablet Device	Page 469 of 552

Worst Case Mode: 802.11ax
 Worst Case Transfer Rate: MCS11
 Distance of Measurements: 3 Meters
 Operating Frequency: 5985MHz
 Channel: 7



Plot 7-1431. Antenna WF7a Radiated Lower Band Edge (Peak & Average – UNII Band 5)

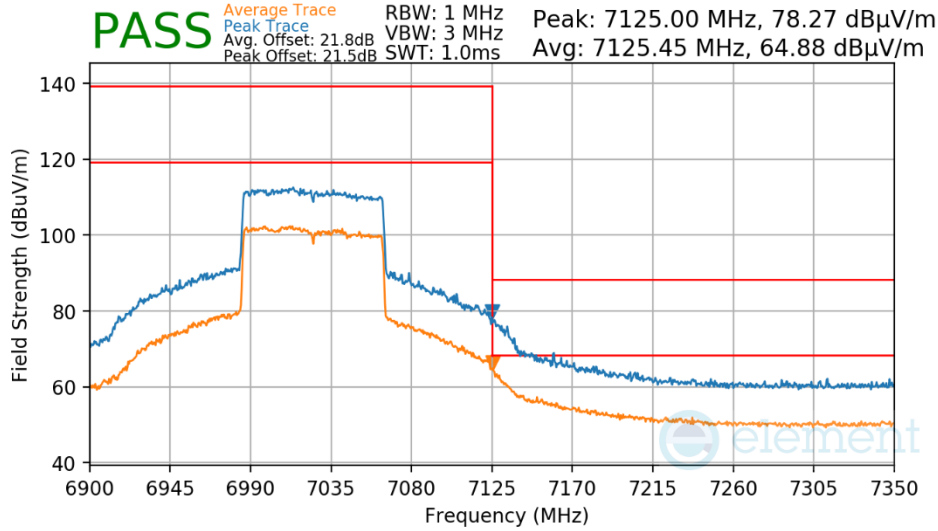
Worst Case Mode: 802.11ax
 Worst Case Transfer Rate: MCS2
 Distance of Measurements: 3 Meters
 Operating Frequency: 7025MHz
 Channel: 215



Plot 7-1432. Antenna WF7a Radiated Upper Band Edge (Peak & Average – UNII Band 8)

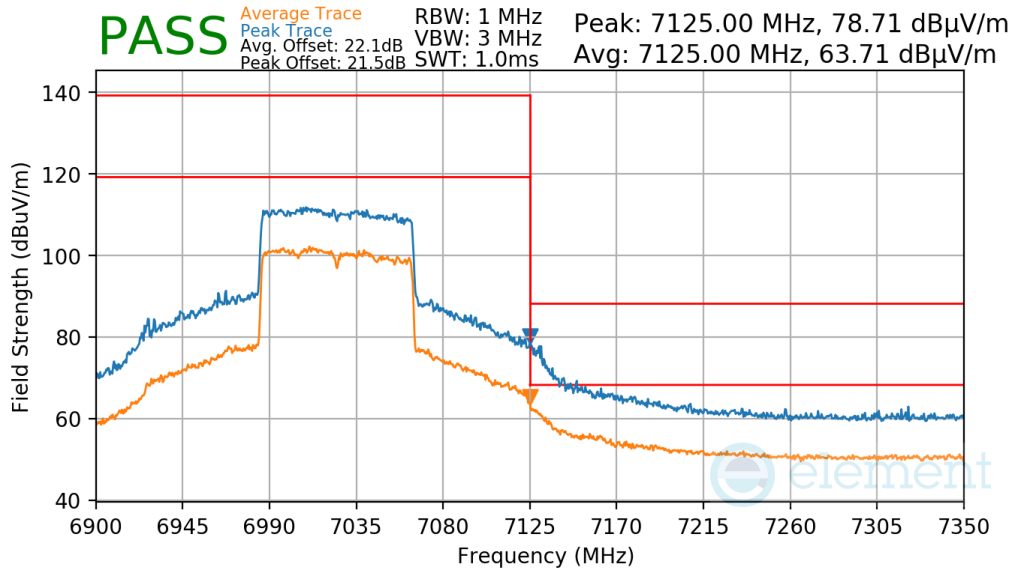
FCC ID: BCGA2898 IC: 579C-A2898		MEASUREMENT REPORT (CERTIFICATION)	Approved by: Technical Manager
Test Report S/N: 1C2311270065-13-R2.BCG	Test Dates: 12/1/2023 - 04/04/2024	EUT Type: Tablet Device	Page 470 of 552

Worst Case Mode: 802.11ax
 Worst Case Transfer Rate: MCS4
 Distance of Measurements: 3 Meters
 Operating Frequency: 7025MHz
 Channel: 215



Plot 7-1433. Antenna WF7a Radiated Upper Band Edge (Peak & Average – UNII Band 8)

Worst Case Mode: 802.11ax
 Worst Case Transfer Rate: MCS11
 Distance of Measurements: 3 Meters
 Operating Frequency: 7025MHz
 Channel: 215

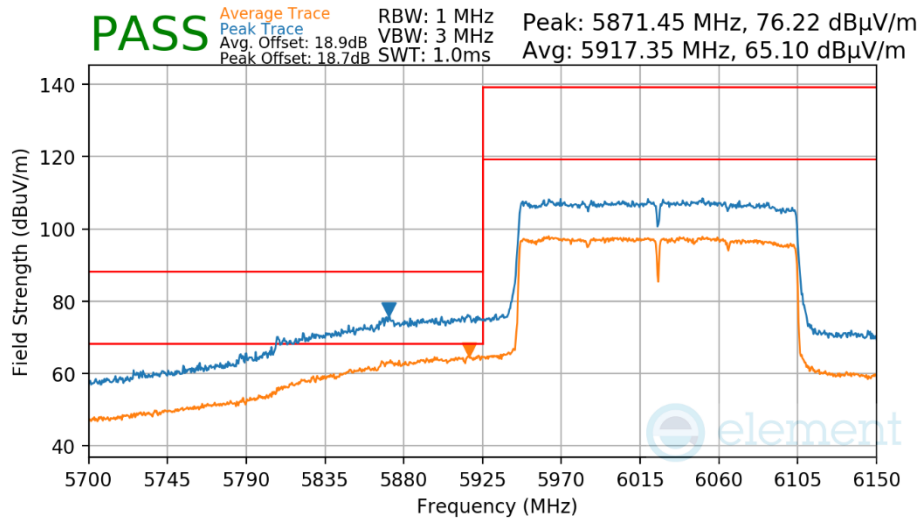


Plot 7-1434. Antenna WF7a Radiated Upper Band Edge (Peak & Average – UNII Band 8)

FCC ID: BCGA2898 IC: 579C-A2898		MEASUREMENT REPORT (CERTIFICATION)	Approved by: Technical Manager
Test Report S/N: 1C2311270065-13-R2.BCG	Test Dates: 12/1/2023 - 04/04/2024	EUT Type: Tablet Device	Page 471 of 552

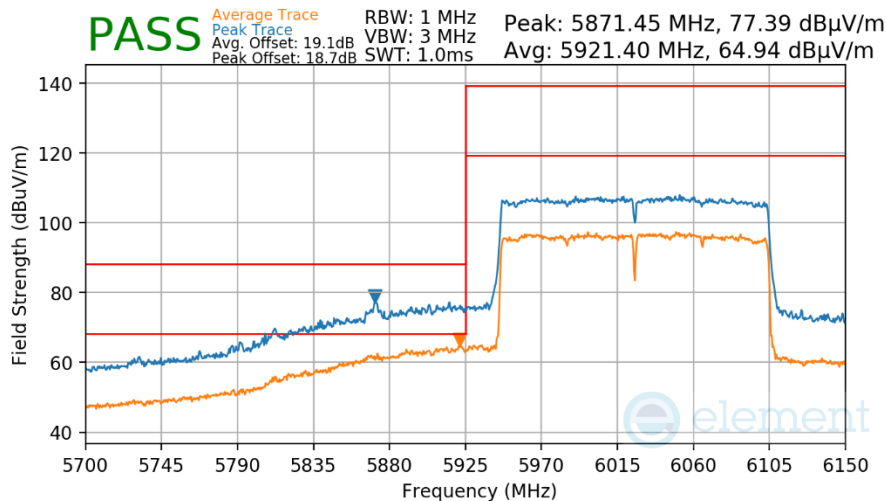
7.7.9 Antenna WF7a Radiated Band Edge Measurements (160MHz BW) §15.407(b.1)(b.2) §15.205 §15.209; RSS-Gen [8.9]

Worst Case Mode: 802.11ax
 Worst Case Transfer Rate: MCS2
 Distance of Measurements: 3 Meters
 Operating Frequency: 6025MHz
 Channel: 15



Plot 7-1435. Antenna WF7a Radiated Lower Band Edge (Peak & Average – UNII Band 5)

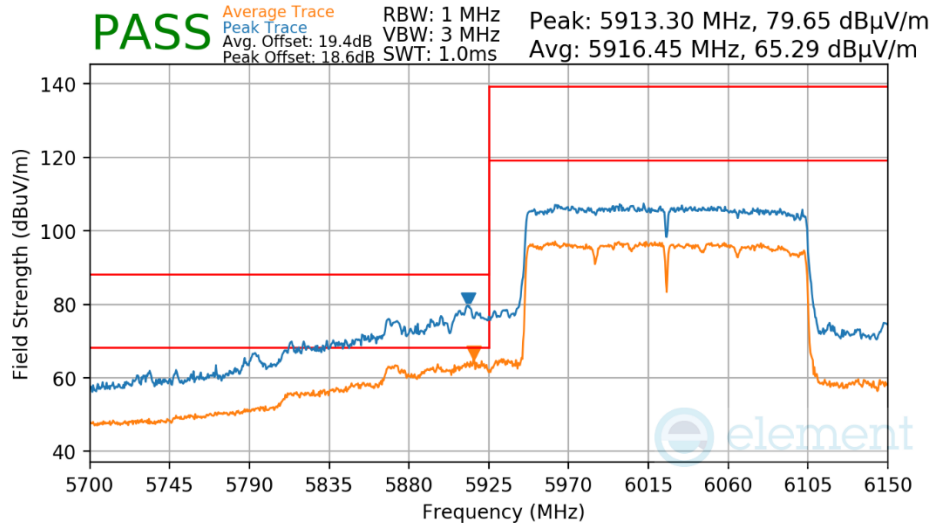
Worst Case Mode: 802.11ax
 Worst Case Transfer Rate: MCS4
 Distance of Measurements: 3 Meters
 Operating Frequency: 6025MHz
 Channel: 15



Plot 7-1436. Antenna WF7a Radiated Lower Band Edge (Peak & Average – UNII Band 5)

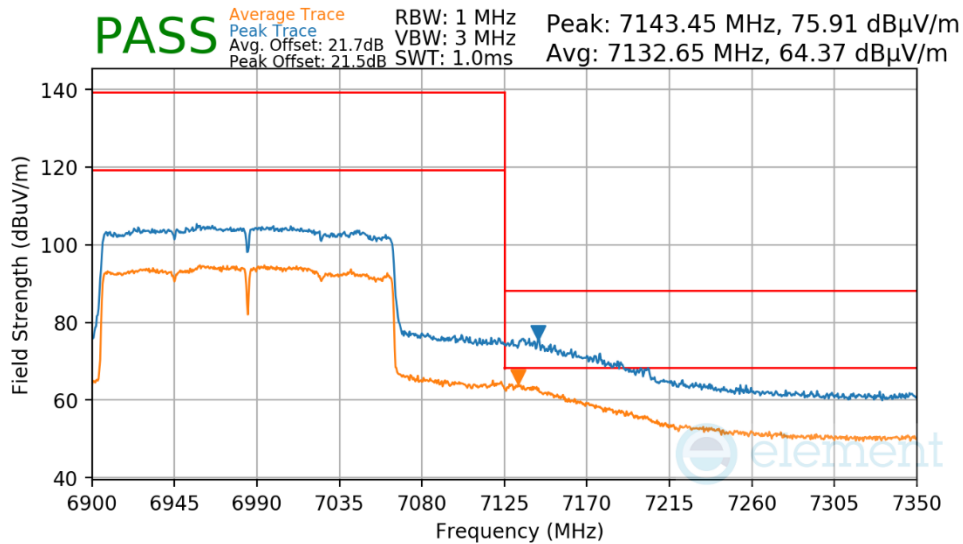
FCC ID: BCGA2898 IC: 579C-A2898		MEASUREMENT REPORT (CERTIFICATION)	Approved by: Technical Manager
Test Report S/N: 1C2311270065-13-R2.BCG	Test Dates: 12/1/2023 - 04/04/2024	EUT Type: Tablet Device	Page 472 of 552

Worst Case Mode: 802.11ax
 Worst Case Transfer Rate: MCS11
 Distance of Measurements: 3 Meters
 Operating Frequency: 6025MHz
 Channel: 15



Plot 7-1437. Antenna WF7a Radiated Lower Band Edge (Peak & Average – UNII Band 5)

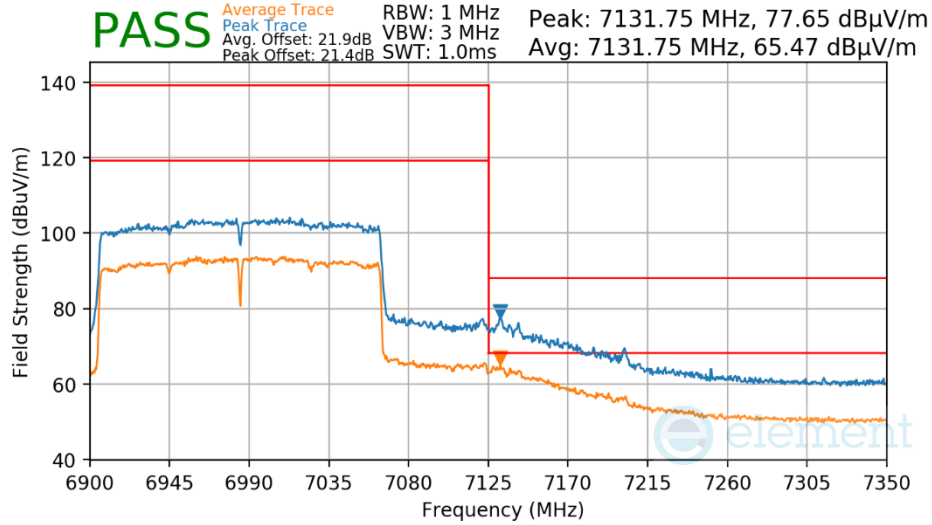
Worst Case Mode: 802.11ax
 Worst Case Transfer Rate: MCS2
 Distance of Measurements: 3 Meters
 Operating Frequency: 6985MHz
 Channel: 207



Plot 7-1438. Antenna WF7a Radiated Upper Band Edge (Peak & Average – UNII Band 8)

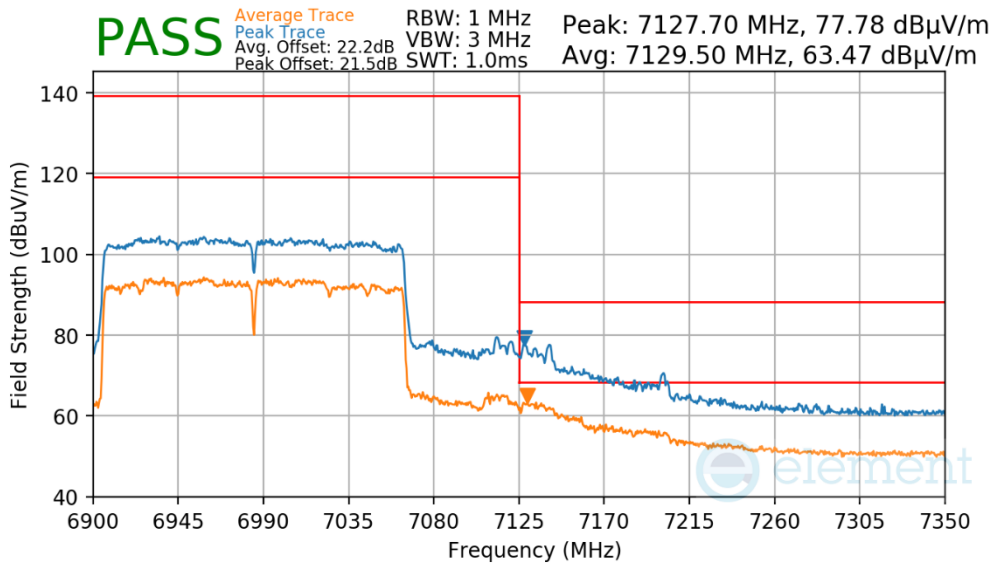
FCC ID: BCGA2898 IC: 579C-A2898		MEASUREMENT REPORT (CERTIFICATION)	Approved by: Technical Manager
Test Report S/N: 1C2311270065-13-R2.BCG	Test Dates: 12/1/2023 - 04/04/2024	EUT Type: Tablet Device	Page 473 of 552

Worst Case Mode: 802.11ax
 Worst Case Transfer Rate: MCS4
 Distance of Measurements: 3 Meters
 Operating Frequency: 6985MHz
 Channel: 207



Plot 7-1439. Antenna WF7a Radiated Upper Band Edge (Peak & Average – UNII Band 8)

Worst Case Mode: 802.11ax
 Worst Case Transfer Rate: MCS11
 Distance of Measurements: 3 Meters
 Operating Frequency: 6985MHz
 Channel: 207

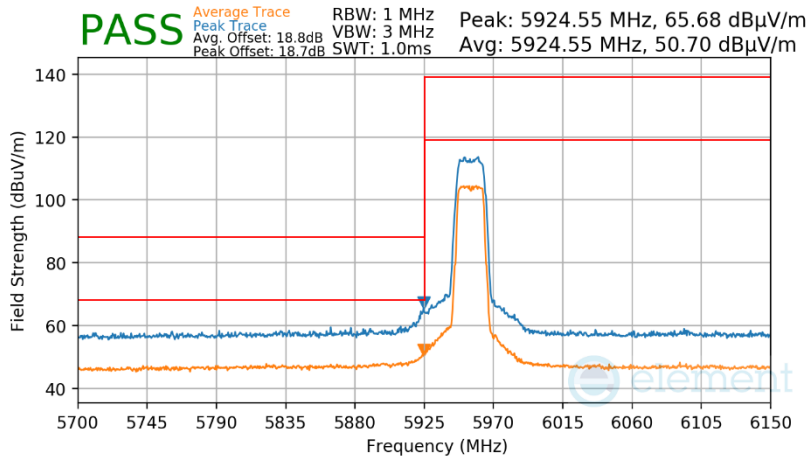


Plot 7-1440. Antenna WF7a Radiated Upper Band Edge (Peak & Average – UNII Band 8)

FCC ID: BCGA2898 IC: 579C-A2898		MEASUREMENT REPORT (CERTIFICATION)	Approved by: Technical Manager
Test Report S/N: 1C2311270065-13-R2.BCG	Test Dates: 12/1/2023 - 04/04/2024	EUT Type: Tablet Device	Page 474 of 552

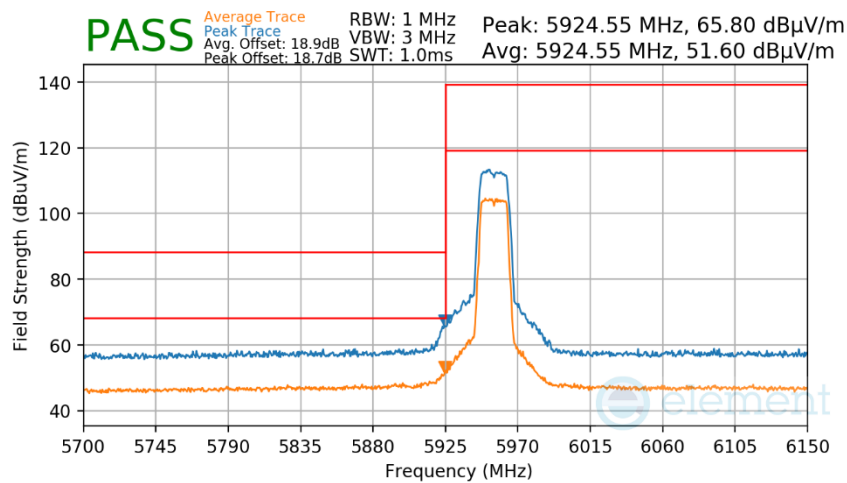
7.7.10 Antenna WF2a Radiated Band Edge Measurements (20MHz BW) §15.407(b.1)(b.2) §15.205 §15.209; RSS-Gen [8.9]; RSS-Gen [8.9]

Worst Case Mode: 802.11a
 Worst Case Transfer Rate: 12Mbps
 Distance of Measurements: 3 Meters
 Operating Frequency: 5955MHz
 Channel: 1



Plot 7-1441. Antenna WF2a Radiated Lower Band Edge (Peak/Average – UNII Band 5)

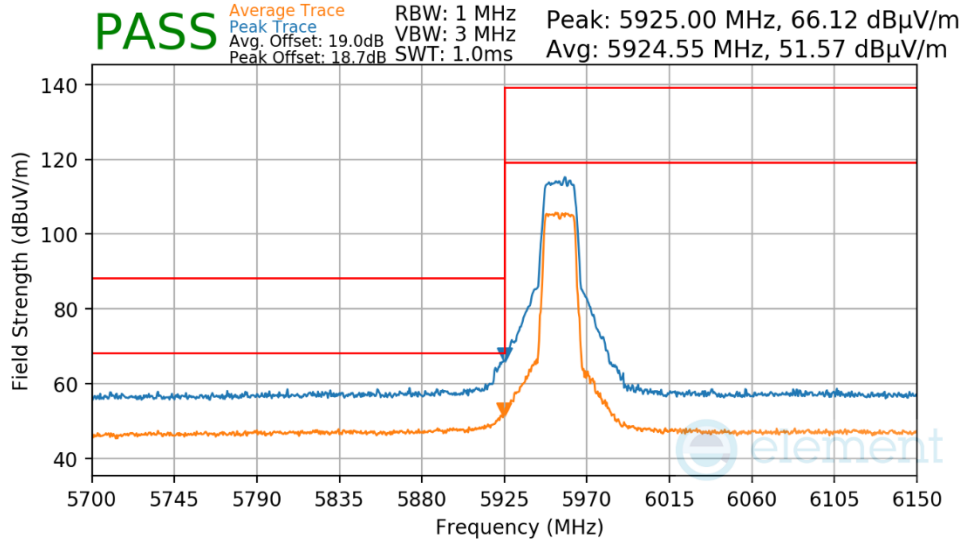
Worst Case Mode: 802.11a
 Worst Case Transfer Rate: 24Mbps
 Distance of Measurements: 3 Meters
 Operating Frequency: 5955MHz
 Channel: 1



Plot 7-1442. Antenna WF2a Radiated Lower Band Edge (Peak/Average – UNII Band 5)

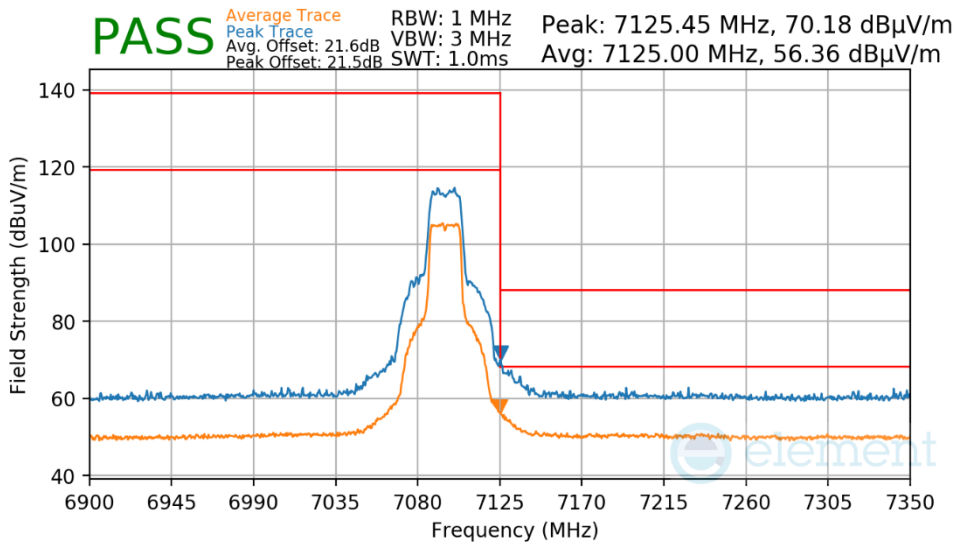
FCC ID: BCGA2898 IC: 579C-A2898		MEASUREMENT REPORT (CERTIFICATION)	Approved by: Technical Manager
Test Report S/N: 1C2311270065-13-R2.BCG	Test Dates: 12/1/2023 - 04/04/2024	EUT Type: Tablet Device	Page 475 of 552

Worst Case Mode: 802.11a
 Worst Case Transfer Rate: 54Mbps
 Distance of Measurements: 3 Meters
 Operating Frequency: 5955MHz
 Channel: 1



Plot 7-1443. Antenna WF2a Radiated Lower Band Edge (Peak/Average – UNII Band 5)

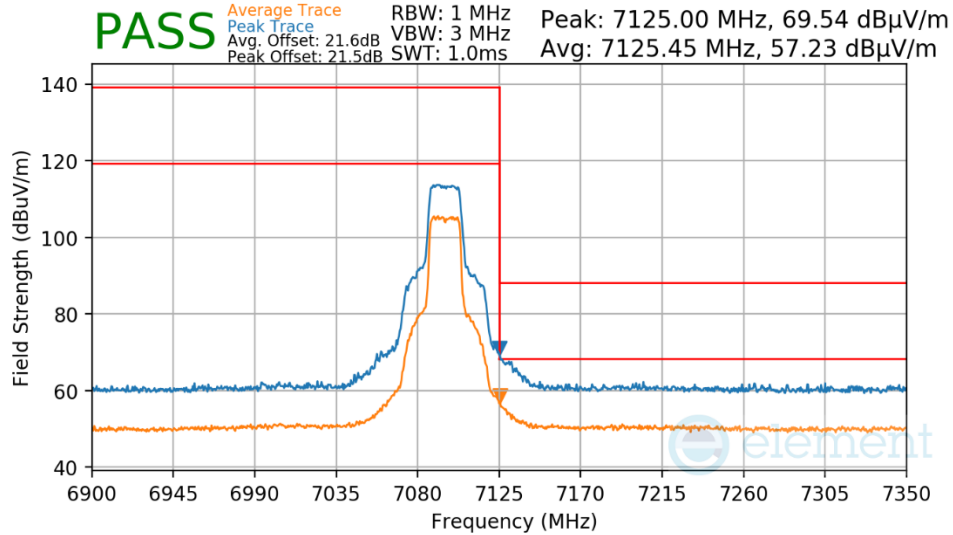
Worst Case Mode: 802.11a
 Worst Case Transfer Rate: 12Mbps
 Distance of Measurements: 3 Meters
 Operating Frequency: 7095MHz
 Channel: 229



Plot 7-1444. Antenna WF2a Radiated Upper Band Edge (Peak/Average – UNII Band 8)

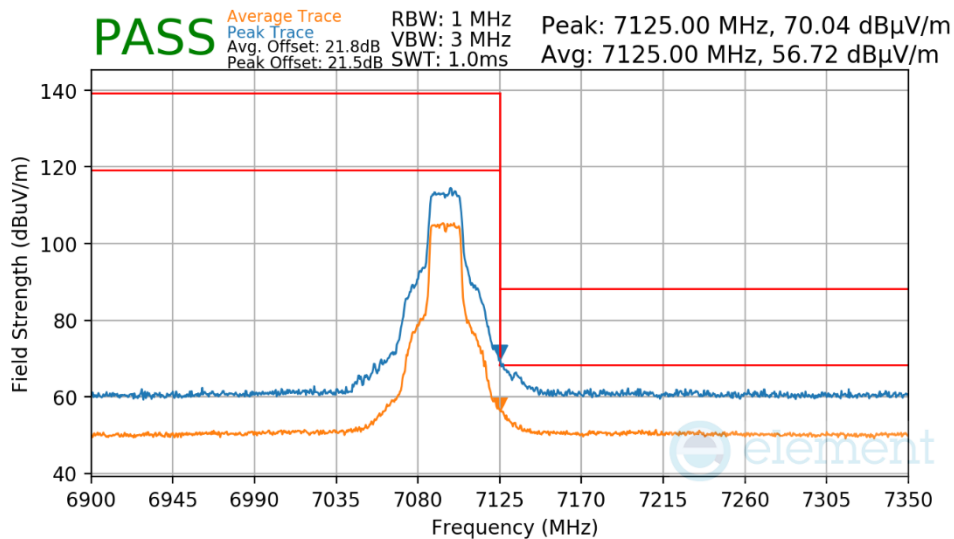
FCC ID: BCGA2898 IC: 579C-A2898		MEASUREMENT REPORT (CERTIFICATION)	Approved by: Technical Manager
Test Report S/N: 1C2311270065-13-R2.BCG	Test Dates: 12/1/2023 - 04/04/2024	EUT Type: Tablet Device	Page 476 of 552

Worst Case Mode: 802.11a
 Worst Case Transfer Rate: 24Mbps
 Distance of Measurements: 3 Meters
 Operating Frequency: 7095MHz
 Channel: 229



Plot 7-1445. Antenna WF2a Radiated Upper Band Edge (Peak/Average – UNII Band 8)

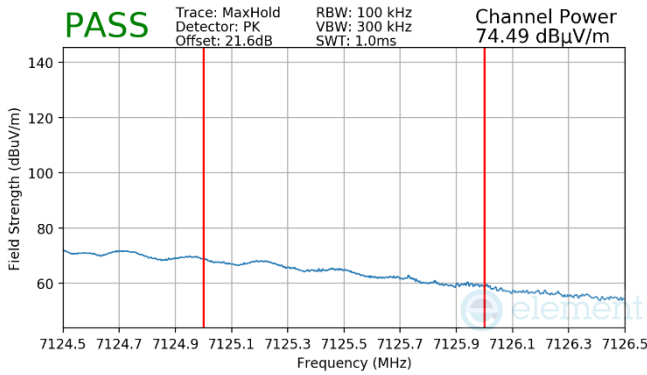
Worst Case Mode: 802.11a
 Worst Case Transfer Rate: 54Mbps
 Distance of Measurements: 3 Meters
 Operating Frequency: 7095MHz
 Channel: 229



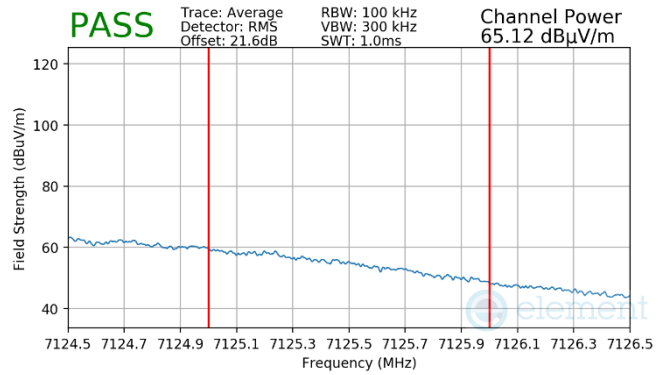
Plot 7-1446. Antenna WF2a Radiated Upper Band Edge (Peak/Average – UNII Band 8)

FCC ID: BCGA2898 IC: 579C-A2898		MEASUREMENT REPORT (CERTIFICATION)	Approved by: Technical Manager
Test Report S/N: 1C2311270065-13-R2.BCG	Test Dates: 12/1/2023 - 04/04/2024	EUT Type: Tablet Device	Page 477 of 552

Worst Case Mode: 802.11a
 Worst Case Transfer Rate: 12Mbps
 Distance of Measurements: 3 Meters
 Operating Frequency: 7115MHz
 Channel: 233

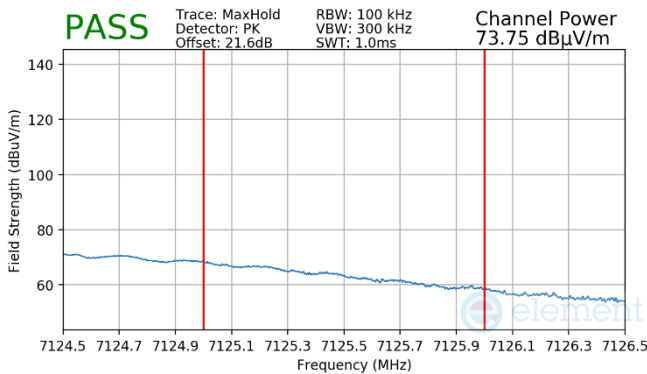


Plot 7-1447. Antenna WF2a Radiated Upper Band Edge (Peak – UNII Band 8)

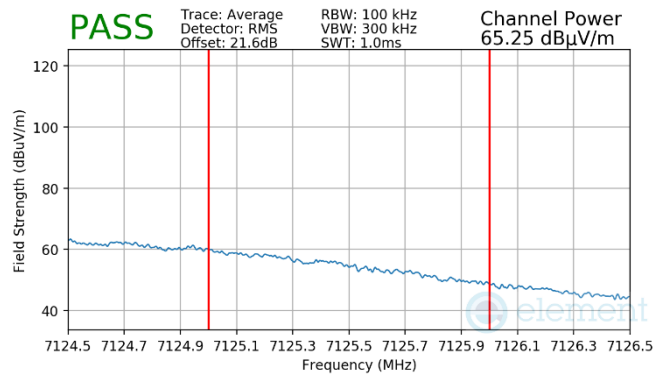


Plot 7-1448. Antenna WF2a Radiated Upper Band Edge (Average – UNII Band 8)

Worst Case Mode: 802.11a
 Worst Case Transfer Rate: 24Mbps
 Distance of Measurements: 3 Meters
 Operating Frequency: 7115MHz
 Channel: 233



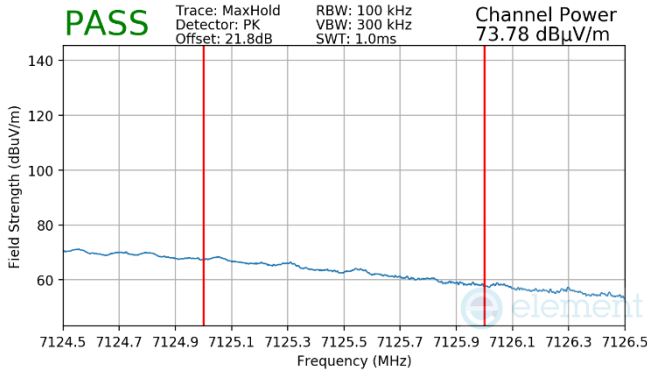
Plot 7-1449. Antenna WF2a Radiated Upper Band Edge (Peak – UNII Band 8)



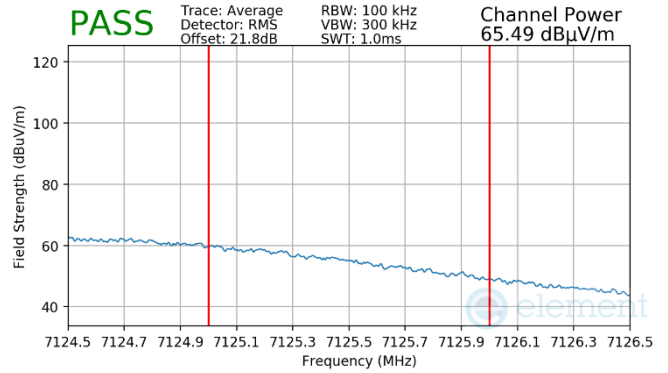
Plot 7-1450. Antenna WF2a Radiated Upper Band Edge (Average – UNII Band 8)

FCC ID: BCGA2898 IC: 579C-A2898		MEASUREMENT REPORT (CERTIFICATION)	Approved by: Technical Manager
Test Report S/N: 1C2311270065-13-R2.BCG	Test Dates: 12/1/2023 - 04/04/2024	EUT Type: Tablet Device	Page 478 of 552

Worst Case Mode: 802.11a
 Worst Case Transfer Rate: 54Mbps
 Distance of Measurements: 3 Meters
 Operating Frequency: 7115MHz
 Channel: 233



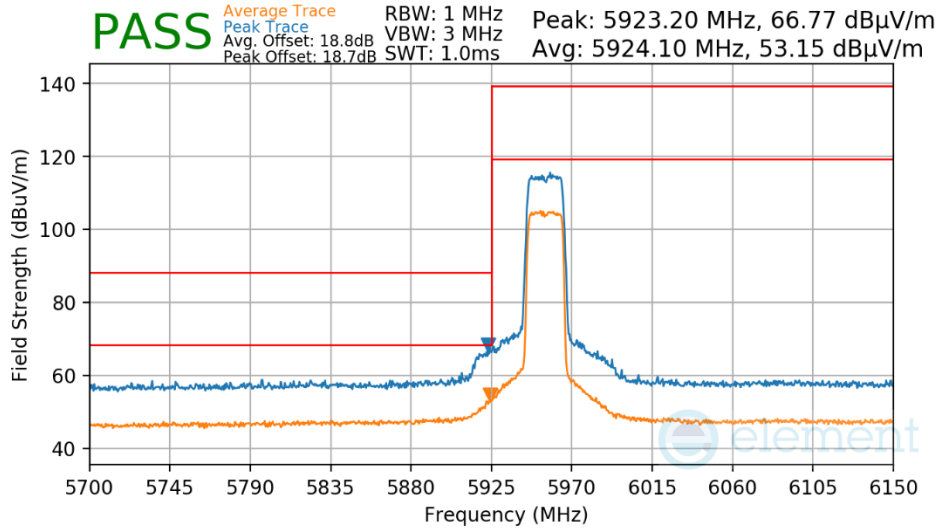
Plot 7-1451. Antenna WF2a Radiated Upper Band Edge (Peak – UNII Band 8)



Plot 7-1452. Antenna WF2a Radiated Upper Band Edge (Average – UNII Band 8)

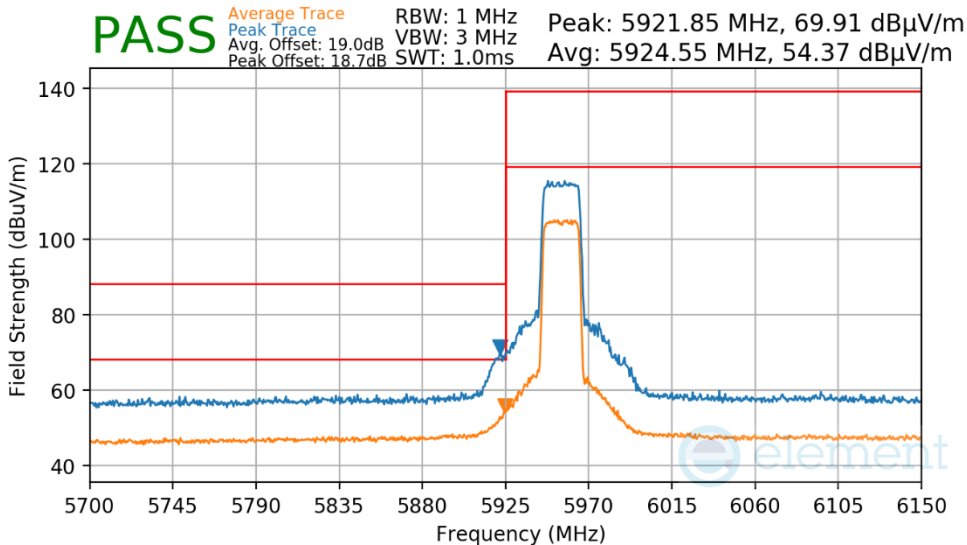
FCC ID: BCGA2898 IC: 579C-A2898		MEASUREMENT REPORT (CERTIFICATION)	Approved by: Technical Manager
Test Report S/N: 1C2311270065-13-R2.BCG	Test Dates: 12/1/2023 - 04/04/2024	EUT Type: Tablet Device	Page 479 of 552

Worst Case Mode: 802.11ax
 Worst Case Transfer Rate: MCS2
 Distance of Measurements: 3 Meters
 Operating Frequency: 5955MHz
 Channel: 1



Plot 7-1453. Antenna WF2a Radiated Lower Band Edge (Peak/Average – UNII Band 5)

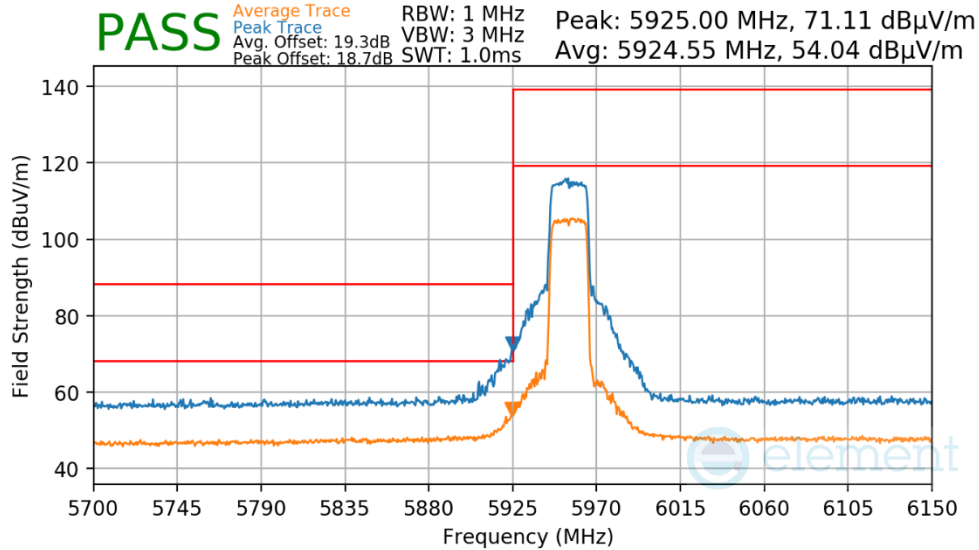
Worst Case Mode: 802.11ax
 Worst Case Transfer Rate: MCS4
 Distance of Measurements: 3 Meters
 Operating Frequency: 5955MHz
 Channel: 1



Plot 7-1454. Antenna WF2a Radiated Lower Band Edge (Peak/Average – UNII Band 5)

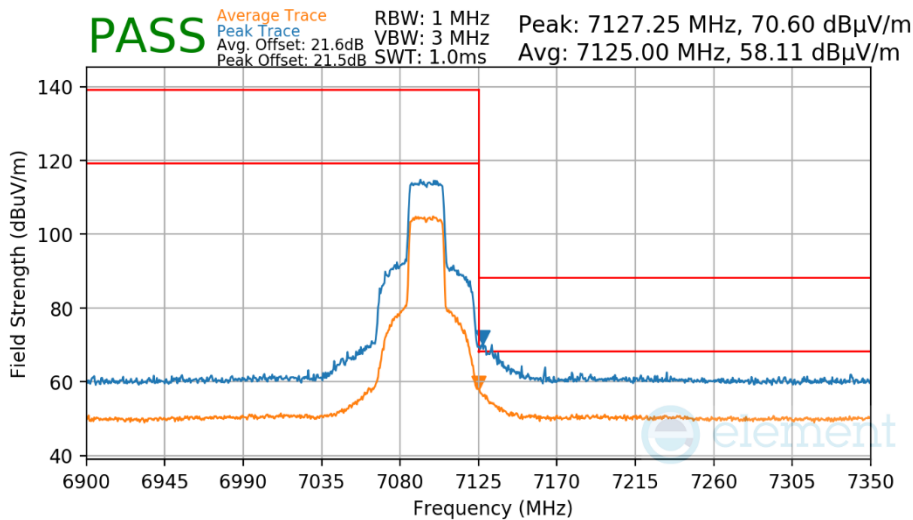
FCC ID: BCGA2898 IC: 579C-A2898		MEASUREMENT REPORT (CERTIFICATION)	Approved by: Technical Manager
Test Report S/N: 1C2311270065-13-R2.BCG	Test Dates: 12/1/2023 - 04/04/2024	EUT Type: Tablet Device	Page 480 of 552

Worst Case Mode: 802.11ax
 Worst Case Transfer Rate: MCS11
 Distance of Measurements: 3 Meters
 Operating Frequency: 5955MHz
 Channel: 1



Plot 7-1455. Antenna WF2a Radiated Lower Band Edge (Peak/Average – UNII Band 5)

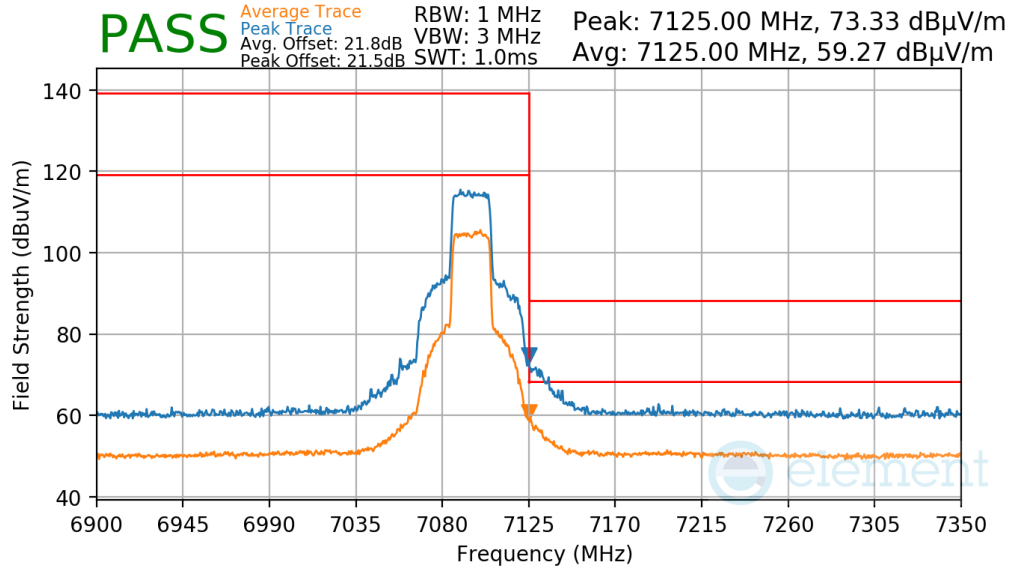
Worst Case Mode: 802.11ax
 Worst Case Transfer Rate: MCS2
 Distance of Measurements: 3 Meters
 Operating Frequency: 7095MHz
 Channel: 229



Plot 7-1456. Antenna WF2a Radiated Upper Band Edge (Peak/Average – UNII Band 8)

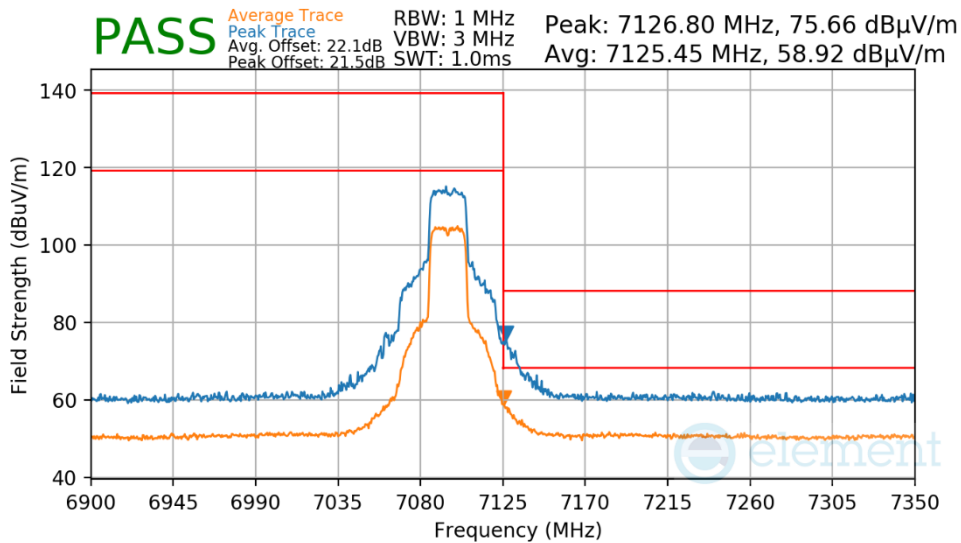
FCC ID: BCGA2898 IC: 579C-A2898		MEASUREMENT REPORT (CERTIFICATION)	Approved by: Technical Manager
Test Report S/N: 1C2311270065-13-R2.BCG	Test Dates: 12/1/2023 - 04/04/2024	EUT Type: Tablet Device	Page 481 of 552

Worst Case Mode: 802.11ax
 Worst Case Transfer Rate: MCS4
 Distance of Measurements: 3 Meters
 Operating Frequency: 7095MHz
 Channel: 229



Plot 7-1457. Antenna WF2a Radiated Upper Band Edge (Peak/Average – UNII Band 8)

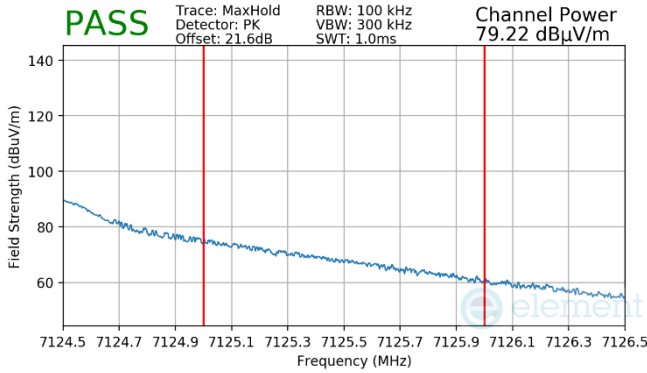
Worst Case Mode: 802.11ax
 Worst Case Transfer Rate: MCS11
 Distance of Measurements: 3 Meters
 Operating Frequency: 7095MHz
 Channel: 229



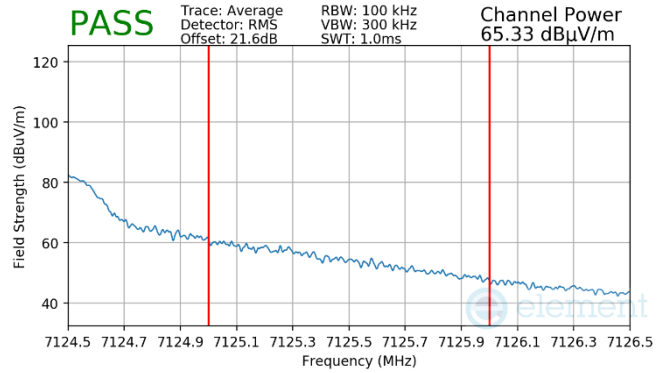
Plot 7-1458. Antenna WF2a Radiated Upper Band Edge (Peak/Average – UNII Band 8)

FCC ID: BCGA2898 IC: 579C-A2898		MEASUREMENT REPORT (CERTIFICATION)	Approved by: Technical Manager
Test Report S/N: 1C2311270065-13-R2.BCG	Test Dates: 12/1/2023 - 04/04/2024	EUT Type: Tablet Device	Page 482 of 552

Worst Case Mode: 802.11ax
 Worst Case Transfer Rate: MCS2
 Distance of Measurements: 3 Meters
 Operating Frequency: 7115MHz
 Channel: 233

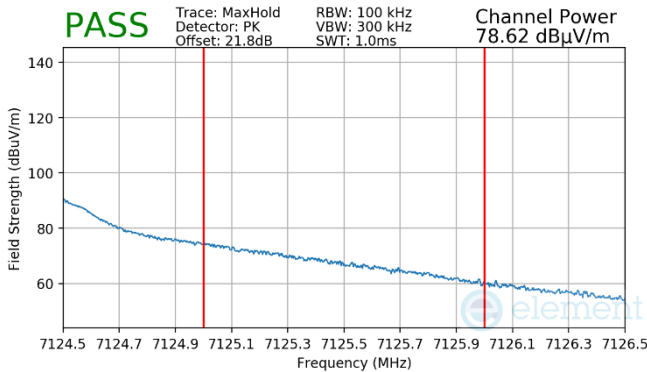


Plot 7-1459. Antenna WF2a Radiated Upper Band Edge (Peak – UNII Band 8)

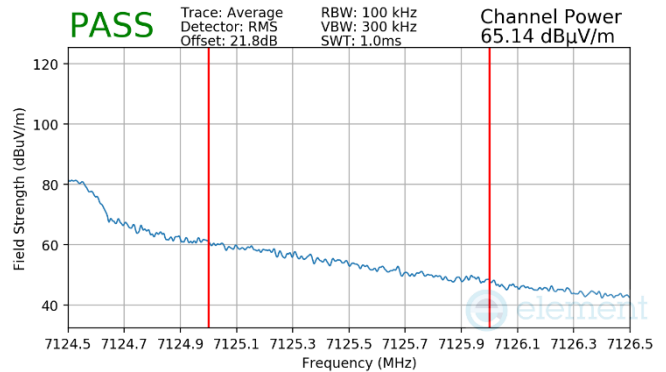


Plot 7-1460. Antenna WF2a Radiated Upper Band Edge (Average – UNII Band 8)

Worst Case Mode: 802.11ax
 Worst Case Transfer Rate: MCS4
 Distance of Measurements: 3 Meters
 Operating Frequency: 7115MHz
 Channel: 233



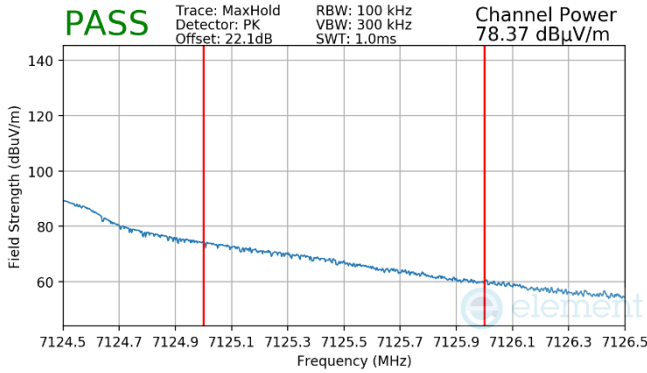
Plot 7-1461. Antenna WF2a Radiated Upper Band Edge (Peak – UNII Band 8)



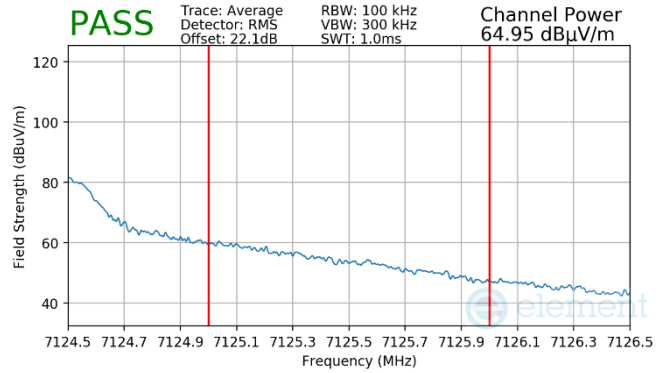
Plot 7-1462. Antenna WF2a Radiated Upper Band Edge (Average – UNII Band 8)

FCC ID: BCGA2898 IC: 579C-A2898		MEASUREMENT REPORT (CERTIFICATION)	Approved by: Technical Manager
Test Report S/N: 1C2311270065-13-R2.BCG	Test Dates: 12/1/2023 - 04/04/2024	EUT Type: Tablet Device	Page 483 of 552

Worst Case Mode: 802.11ax
 Worst Case Transfer Rate: MCS11
 Distance of Measurements: 3 Meters
 Operating Frequency: 7115MHz
 Channel: 233



Plot 7-1463. Antenna WF2a Radiated Upper Band Edge (Peak – UNII Band 8)



Plot 7-1464. Antenna WF2a Radiated Upper Band Edge (Average – UNII Band 8)

FCC ID: BCGA2898 IC: 579C-A2898		MEASUREMENT REPORT (CERTIFICATION)	Approved by: Technical Manager
Test Report S/N: 1C2311270065-13-R2.BCG	Test Dates: 12/1/2023 - 04/04/2024	EUT Type: Tablet Device	Page 484 of 552