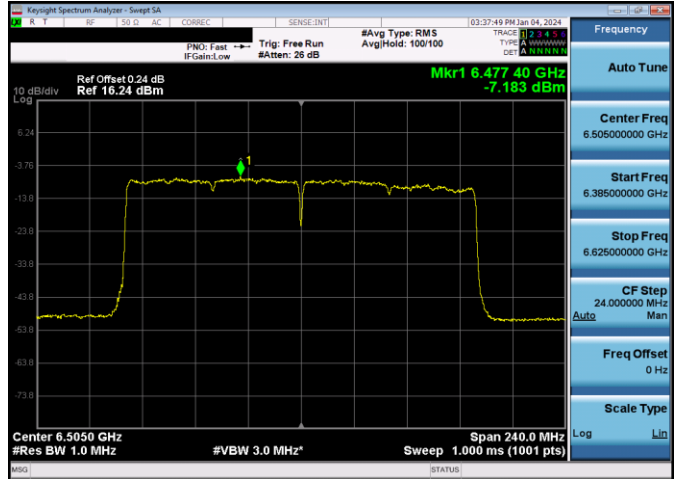
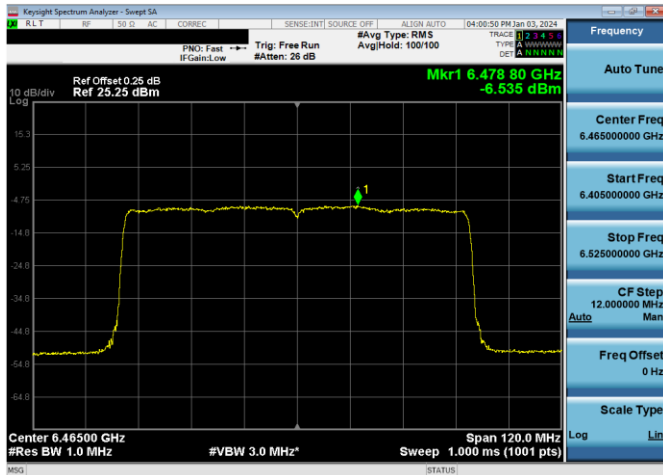


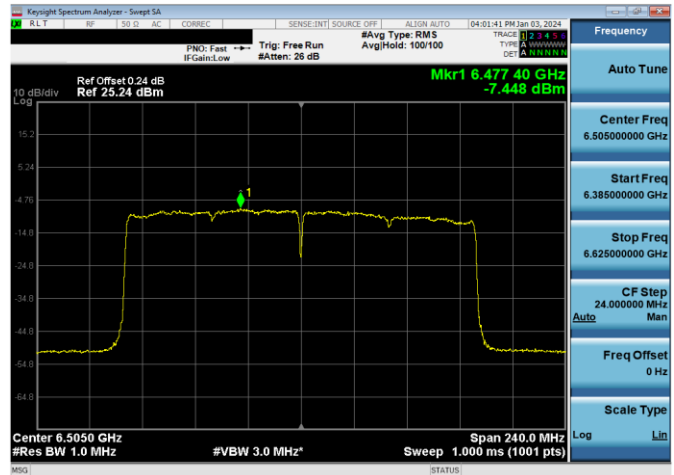
Plot 7-639. Power Spectral Density Plot SDM Diversity Antenna WF2a LPI (80MHz 802.11ax (UNII Band 6) – Ch. 103, MCS4)



Plot 7-641. Power Spectral Density Plot SDM Diversity Antenna WF2a LPI (160MHz 802.11ax (UNII Band 6) – Ch. 111, MCS4)

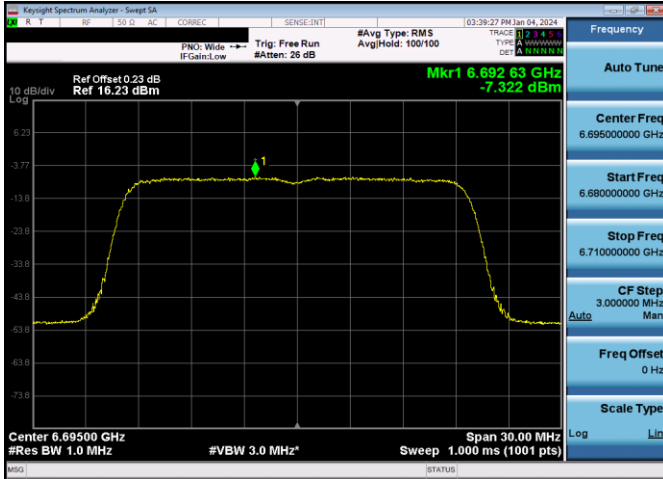


Plot 7-640. Power Spectral Density Plot SDM Diversity Antenna WF7b LPI (80MHz 802.11ax (UNII Band 6) – Ch. 103, MCS4)

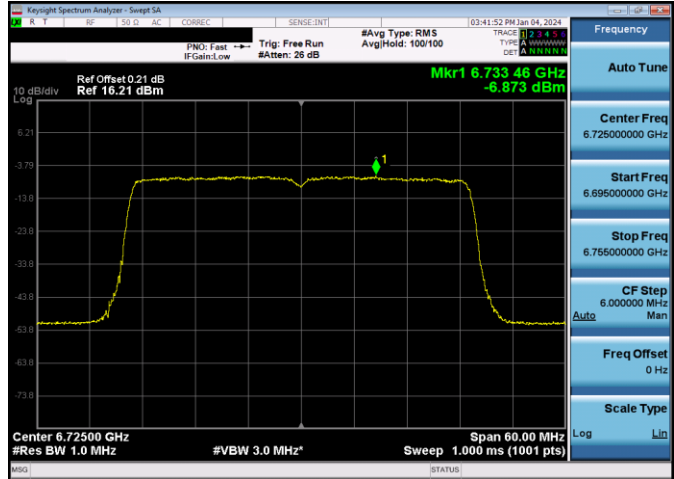


Plot 7-642. Power Spectral Density Plot SDM Diversity Antenna WF7b LPI (160MHz 802.11ax (UNII Band 6) – Ch. 111, MCS4)

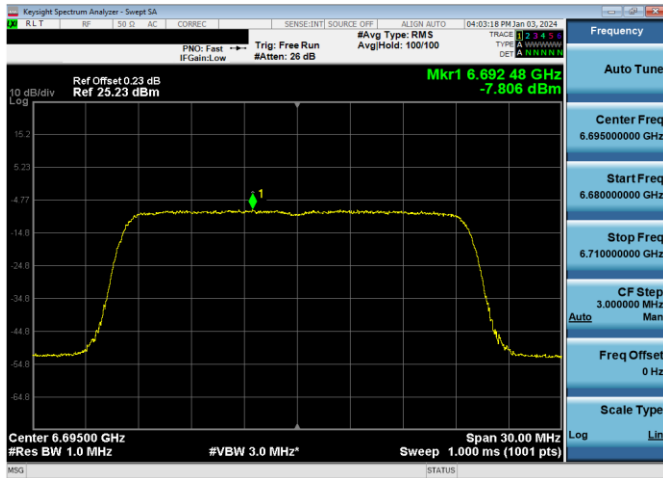
FCC ID: BCGA2898 IC: 579C-A2898		MEASUREMENT REPORT (CERTIFICATION)	Approved by: Technical Manager
Test Report S/N: 1C2311270065-13-R2.BCG	Test Dates: 12/1/2023 - 04/04/2024	EUT Type: Tablet Device	Page 237 of 552



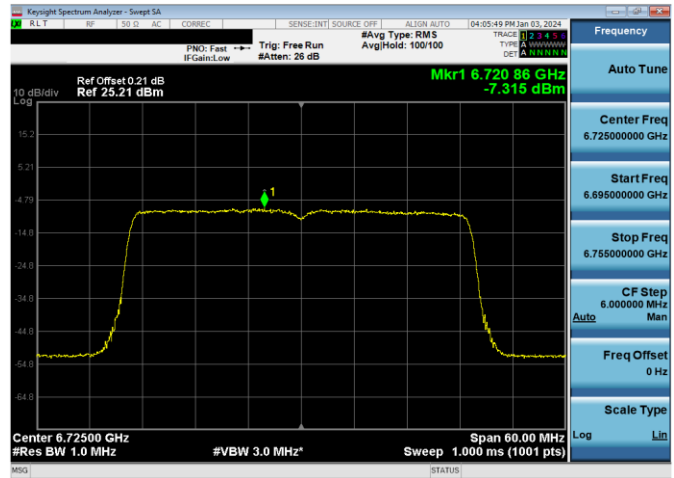
Plot 7-643. Power Spectral Density Plot SDM Diversity Antenna WF2a LPI (20MHz 802.11ax (UNII Band 7) – Ch. 149, MCS4)



Plot 7-645. Power Spectral Density Plot SDM Diversity Antenna WF2a LPI (40MHz 802.11ax (UNII Band 7) – Ch. 155, MCS4)

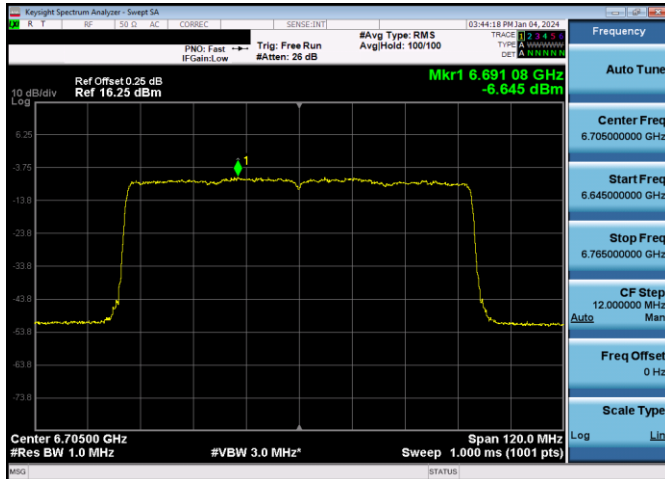


Plot 7-644. Power Spectral Density Plot SDM Diversity Antenna WF7b LPI (20MHz 802.11ax (UNII Band 7) – Ch. 149, MCS4)

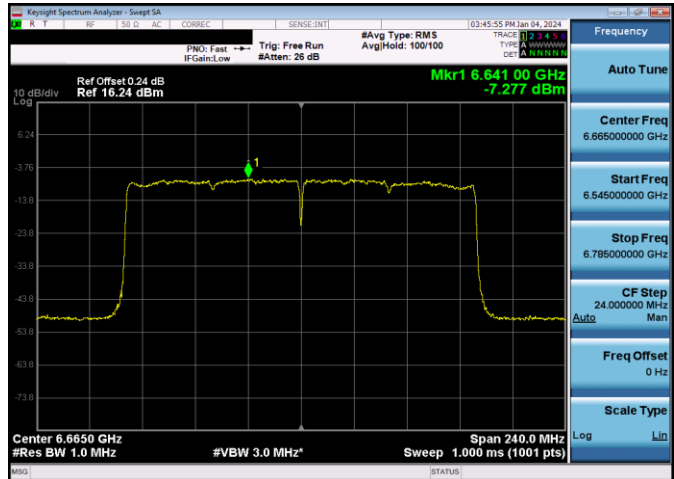


Plot 7-646. Power Spectral Density Plot SDM Diversity Antenna WF7b LPI (40MHz 802.11ax (UNII Band 7) – Ch. 155, MCS4)

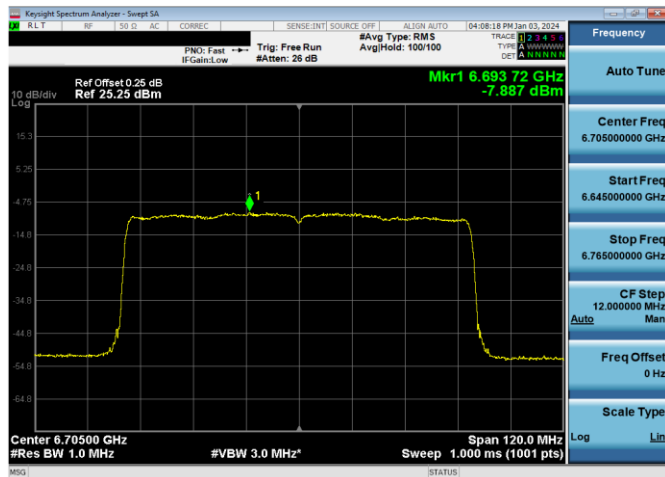
FCC ID: BCGA2898 IC: 579C-A2898		MEASUREMENT REPORT (CERTIFICATION)	Approved by: Technical Manager
Test Report S/N: 1C2311270065-13-R2.BCG	Test Dates: 12/1/2023 - 04/04/2024	EUT Type: Tablet Device	Page 238 of 552



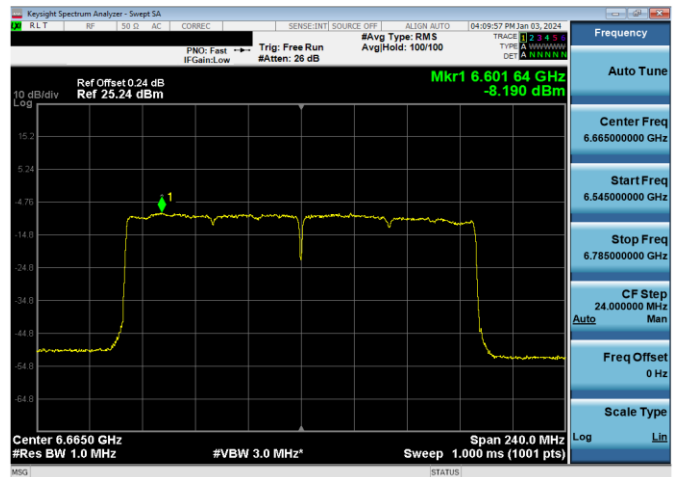
Plot 7-647. Power Spectral Density Plot SDM Diversity Antenna WF2a LPI (80MHz 802.11ax (UNII Band 7) – Ch. 151, MCS4)



Plot 7-649. Power Spectral Density Plot SDM Diversity Antenna WF2a LPI (160MHz 802.11ax (UNII Band 7) – Ch. 143, MCS4)

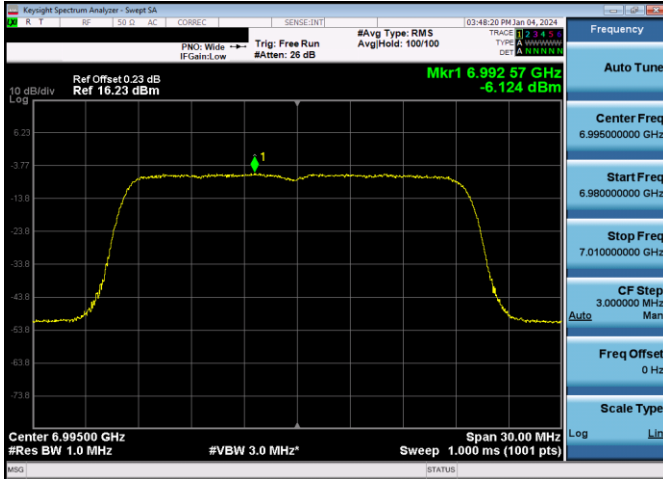


Plot 7-648. Power Spectral Density Plot SDM Diversity Antenna WF7b LPI (80MHz 802.11ax (UNII Band 7) – Ch. 151, MCS4)

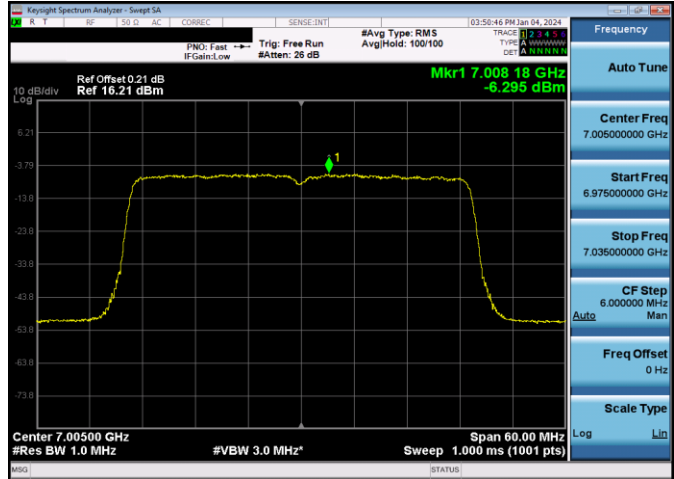


Plot 7-650. Power Spectral Density Plot SDM Diversity Antenna WF7b LPI (160MHz 802.11ax (UNII Band 7) – Ch. 143, MCS4)

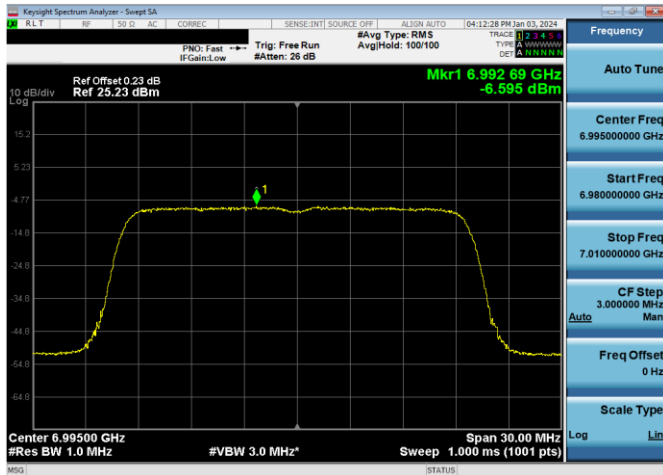
FCC ID: BCGA2898 IC: 579C-A2898		MEASUREMENT REPORT (CERTIFICATION)	Approved by: Technical Manager
Test Report S/N: 1C2311270065-13-R2.BCG	Test Dates: 12/1/2023 - 04/04/2024	EUT Type: Tablet Device	Page 239 of 552



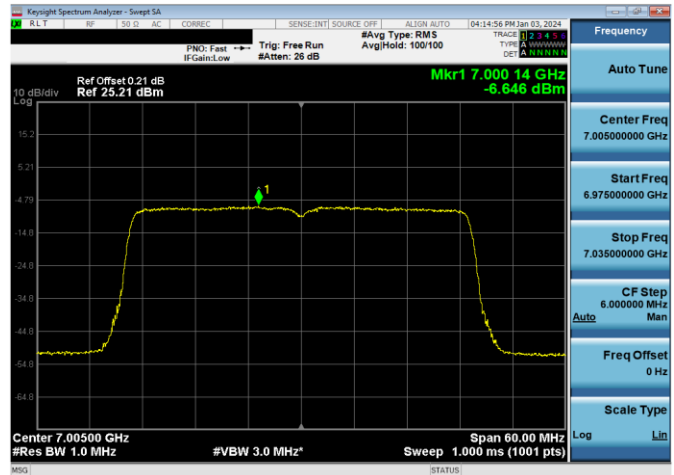
Plot 7-651. Power Spectral Density Plot SDM Diversity Antenna WF2a LPI (20MHz 802.11ax (UNII Band 8) – Ch. 209, MCS4)



Plot 7-653. Power Spectral Density Plot SDM Diversity Antenna WF2a LPI (40MHz 802.11ax (UNII Band 8) – Ch. 211, MCS4)

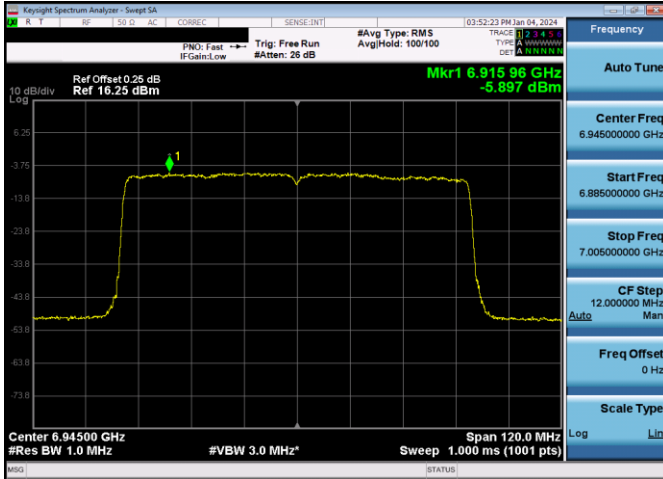


Plot 7-652. Power Spectral Density Plot SDM Diversity Antenna WF7b LPI (20MHz 802.11ax (UNII Band 8) – Ch. 209, MCS4)

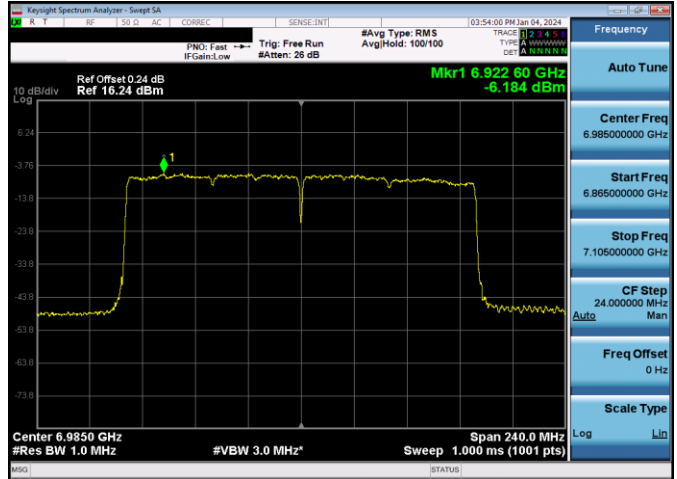


Plot 7-654. Power Spectral Density Plot SDM Diversity Antenna WF7b LPI (40MHz 802.11ax (UNII Band 8) – Ch. 211, MCS4)

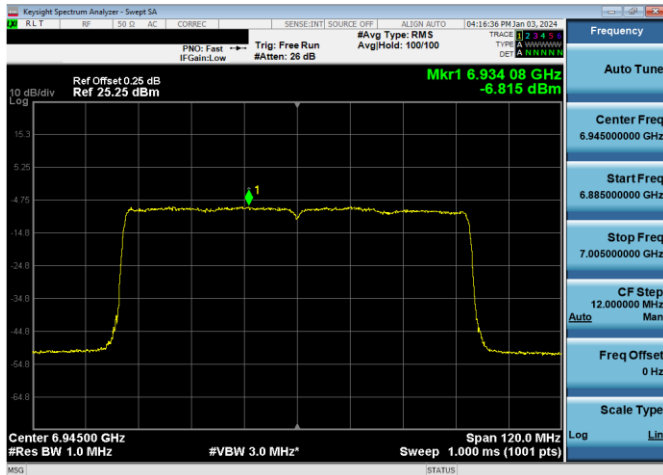
FCC ID: BCGA2898 IC: 579C-A2898		MEASUREMENT REPORT (CERTIFICATION)	Approved by: Technical Manager
Test Report S/N: 1C2311270065-13-R2.BCG	Test Dates: 12/1/2023 - 04/04/2024	EUT Type: Tablet Device	Page 240 of 552



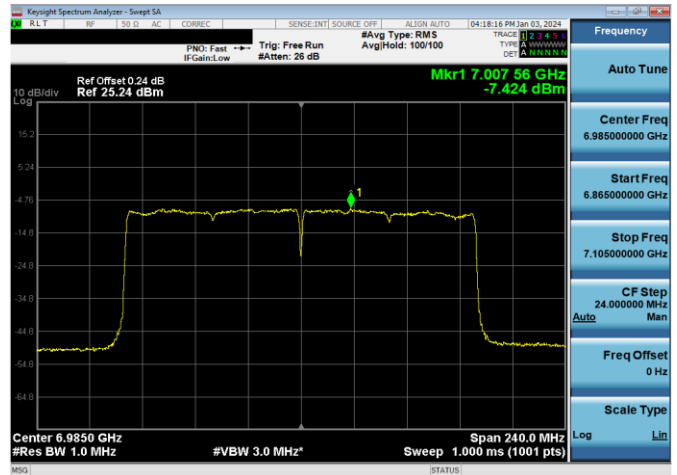
Plot 7-655. Power Spectral Density Plot SDM Diversity Antenna WF2a LPI (80MHz 802.11ax (UNII Band 8) – Ch. 199, MCS4)



Plot 7-657. Power Spectral Density Plot SDM Diversity Antenna WF2a LPI (160MHz 802.11ax (UNII Band 8) – Ch. 207, MCS4)



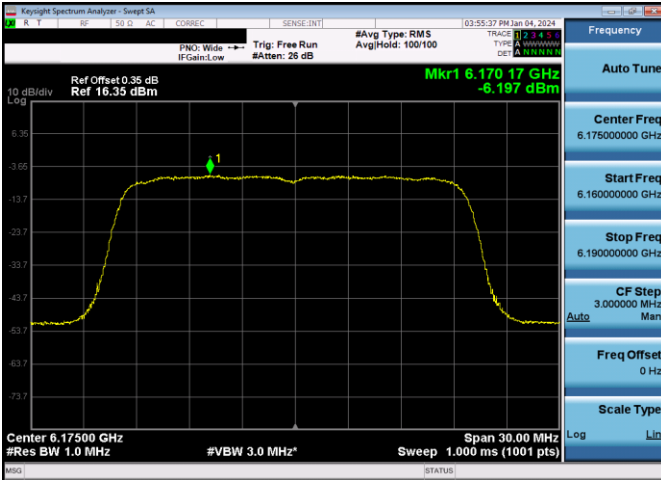
Plot 7-656. Power Spectral Density Plot SDM Diversity Antenna WF7b LPI (80MHz 802.11ax (UNII Band 8) – Ch. 199, MCS4)



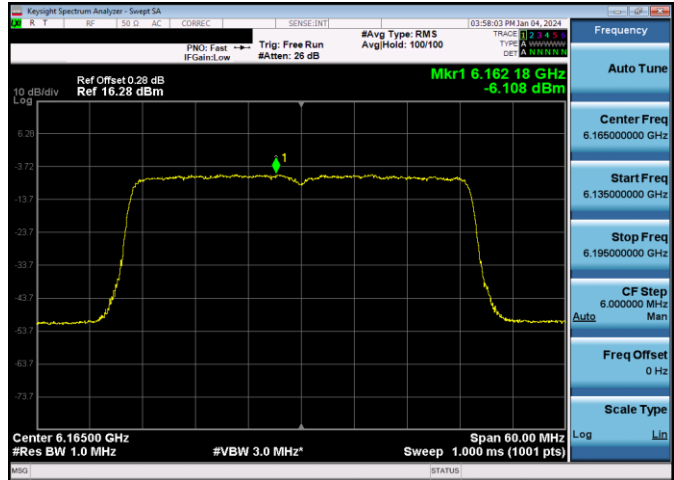
Plot 7-658. Power Spectral Density Plot SDM Diversity Antenna WF7b LPI (160MHz 802.11ax (UNII Band 8) – Ch. 207, MCS4)

FCC ID: BCGA2898 IC: 579C-A2898		MEASUREMENT REPORT (CERTIFICATION)	Approved by: Technical Manager
Test Report S/N: 1C2311270065-13-R2.BCG	Test Dates: 12/1/2023 - 04/04/2024	EUT Type: Tablet Device	Page 241 of 552

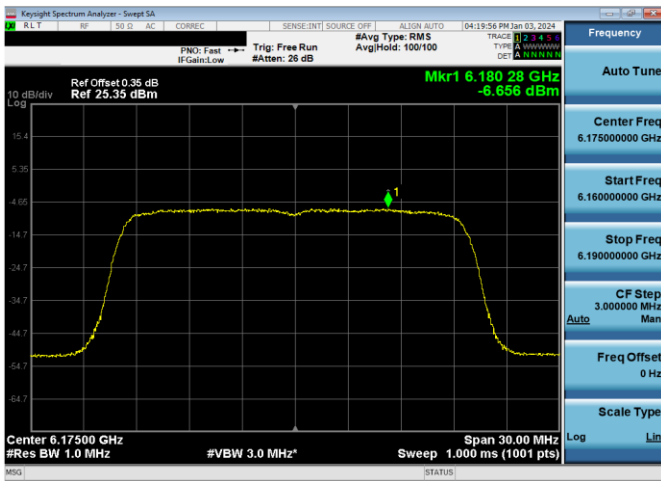
High Data Rate



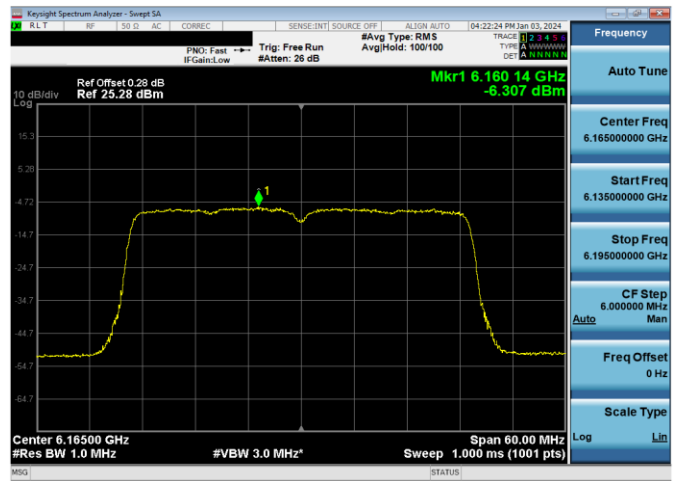
Plot 7-659. Power Spectral Density Plot SDM Diversity Antenna WF2a LPI (20MHz 802.11ax (UNII Band 5) – Ch. 45, MCS11)



Plot 7-661. Power Spectral Density Plot SDM Diversity Antenna WF2a LPI (40MHz 802.11ax (UNII Band 5) – Ch. 43, MCS11)

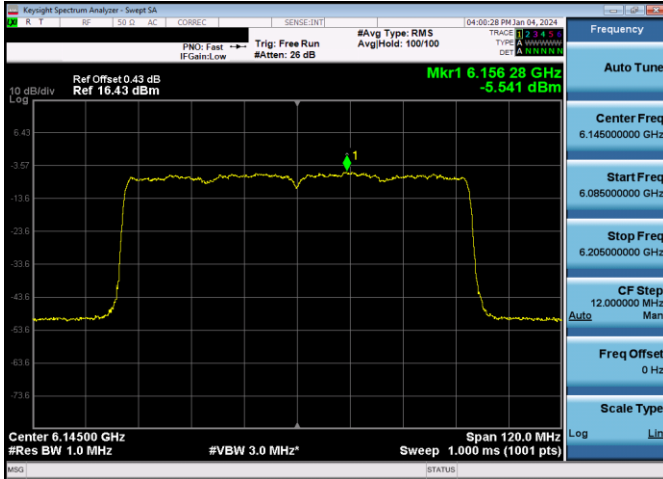


Plot 7-660. Power Spectral Density Plot SDM Diversity Antenna WF7b LPI (20MHz 802.11ax (UNII Band 5) – Ch. 45, MCS11)

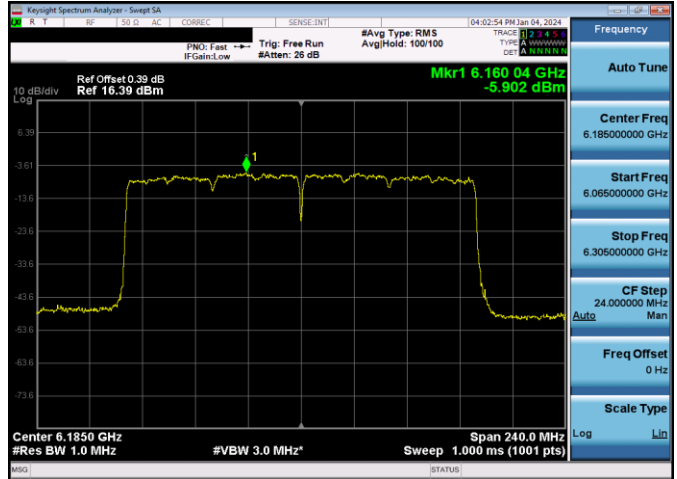


Plot 7-662. Power Spectral Density Plot SDM Diversity Antenna WF7b LPI (40MHz 802.11ax (UNII Band 5) – Ch. 43, MCS11)

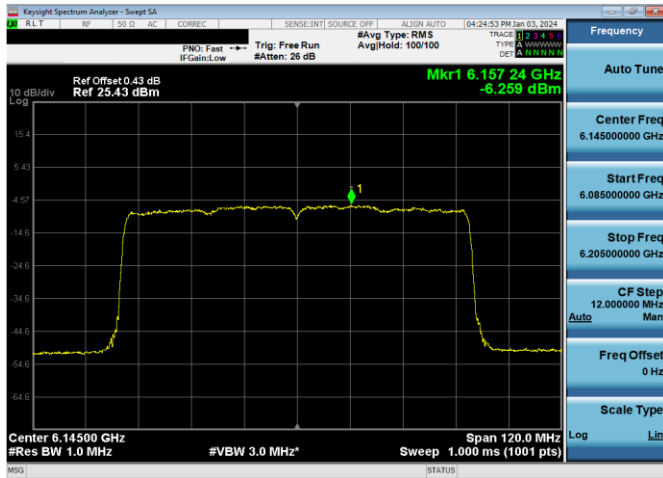
FCC ID: BCGA2898 IC: 579C-A2898		MEASUREMENT REPORT (CERTIFICATION)	Approved by: Technical Manager
Test Report S/N: 1C2311270065-13-R2.BCG	Test Dates: 12/1/2023 - 04/04/2024	EUT Type: Tablet Device	Page 242 of 552



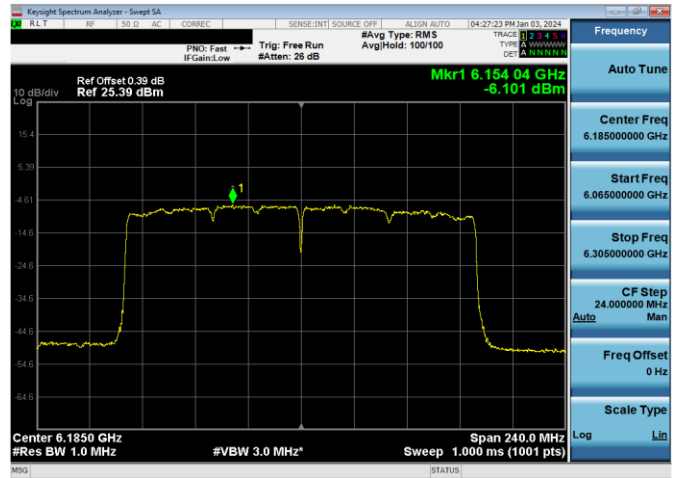
Plot 7-663. Power Spectral Density Plot SDM Diversity Antenna WF2a LPI (80MHz 802.11ax (UNII Band 5) – Ch. 39, MCS11)



Plot 7-665. Power Spectral Density Plot SDM Diversity Antenna WF2a LPI (160MHz 802.11ax (UNII Band 5) – Ch. 47, MCS11)

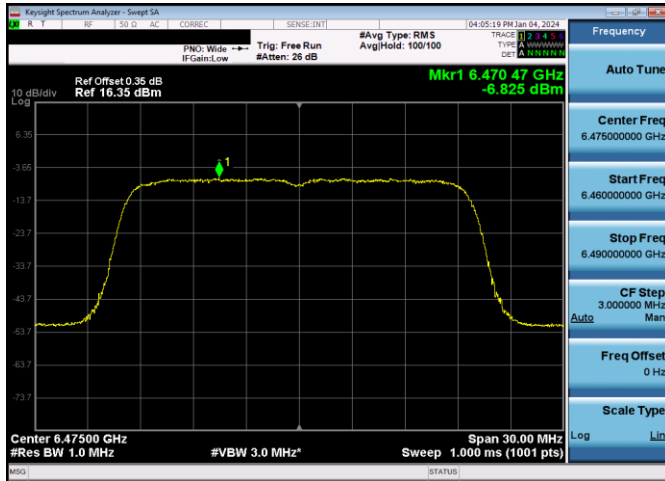


Plot 7-664. Power Spectral Density Plot SDM Diversity Antenna WF7b LPI (80MHz 802.11ax (UNII Band 5) – Ch. 39, MCS11)

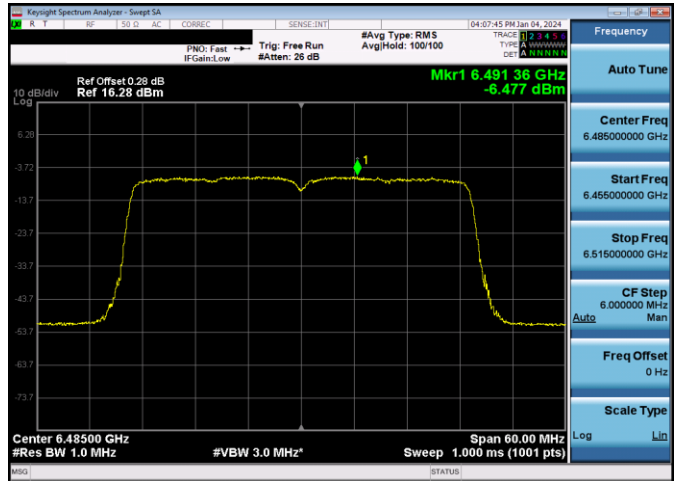


Plot 7-666. Power Spectral Density Plot SDM Diversity Antenna WF7b LPI (160MHz 802.11ax (UNII Band 5) – Ch. 47, MCS11)

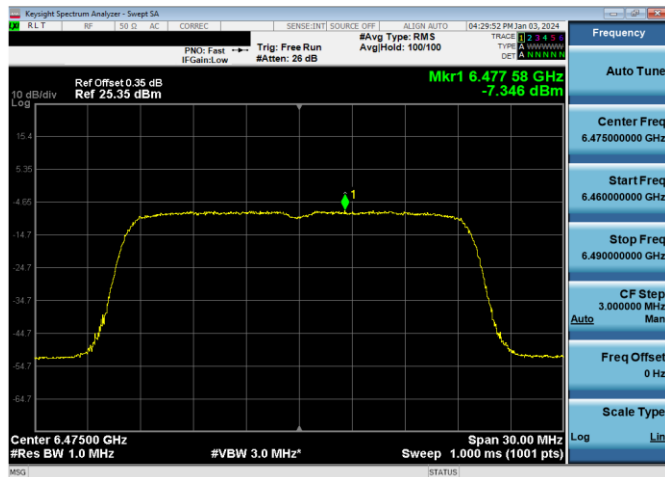
FCC ID: BCGA2898 IC: 579C-A2898		MEASUREMENT REPORT (CERTIFICATION)	Approved by: Technical Manager
Test Report S/N: 1C2311270065-13-R2.BCG	Test Dates: 12/1/2023 - 04/04/2024	EUT Type: Tablet Device	Page 243 of 552



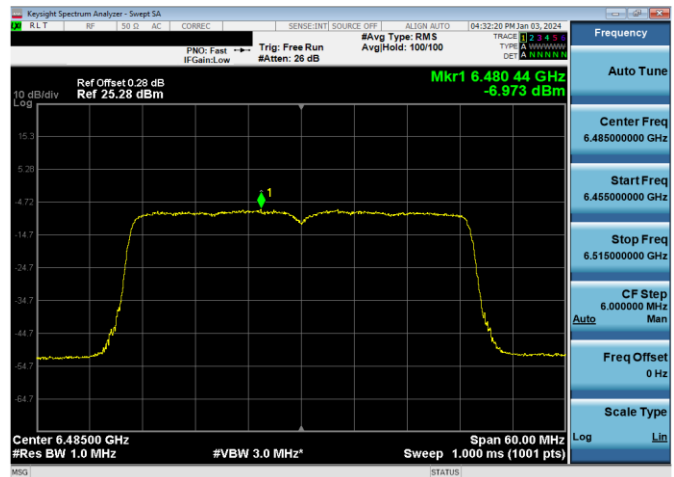
Plot 7-667. Power Spectral Density Plot SDM Diversity Antenna WF2a LPI (20MHz 802.11ax (UNII Band 6) – Ch. 105, MCS11)



Plot 7-669. Power Spectral Density Plot SDM Diversity Antenna WF2a LPI (40MHz 802.11ax (UNII Band 6) – Ch. 107, MCS11)

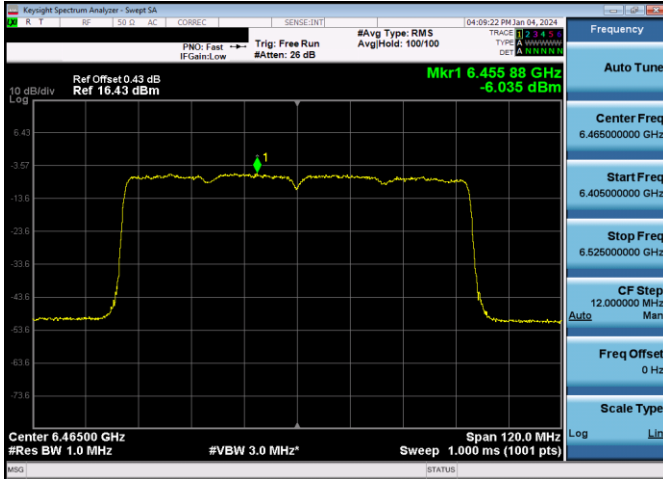


Plot 7-668. Power Spectral Density Plot SDM Diversity Antenna WF7b LPI (20MHz 802.11ax (UNII Band 6) – Ch. 105, MCS11)

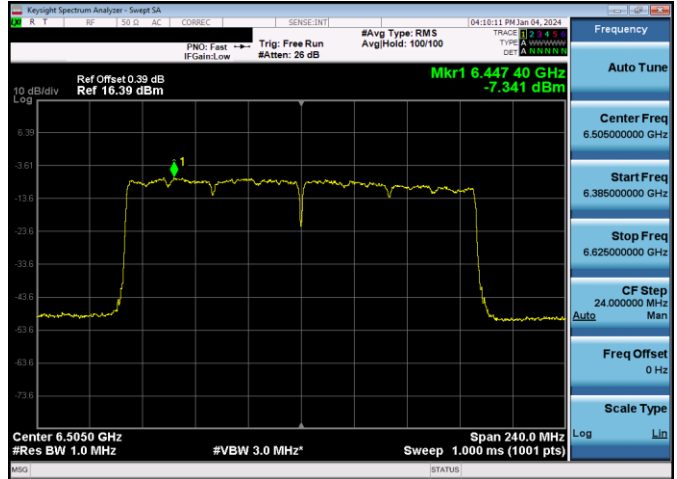


Plot 7-670. Power Spectral Density Plot SDM Diversity Antenna WF7b LPI (40MHz 802.11ax (UNII Band 6) – Ch. 107, MCS11)

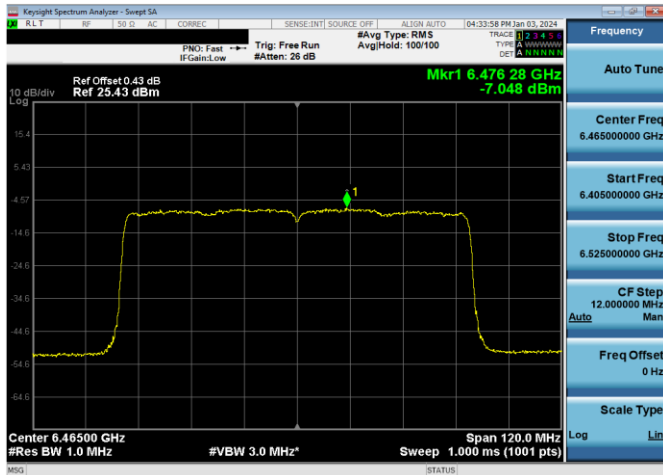
FCC ID: BCGA2898 IC: 579C-A2898		MEASUREMENT REPORT (CERTIFICATION)	Approved by: Technical Manager
Test Report S/N: 1C2311270065-13-R2.BCG	Test Dates: 12/1/2023 - 04/04/2024	EUT Type: Tablet Device	Page 244 of 552



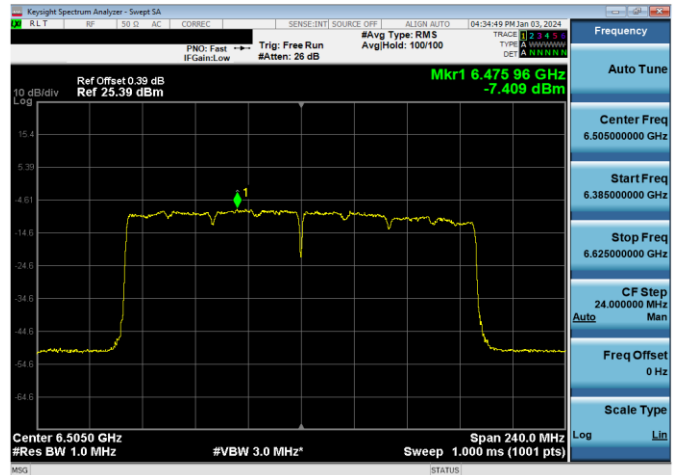
Plot 7-671. Power Spectral Density Plot SDM Diversity Antenna WF2a LPI (80MHz 802.11ax (UNII Band 6) – Ch. 103, MCS11)



Plot 7-673. Power Spectral Density Plot SDM Diversity Antenna WF2a LPI (160MHz 802.11ax (UNII Band 6) – Ch. 111, MCS11)

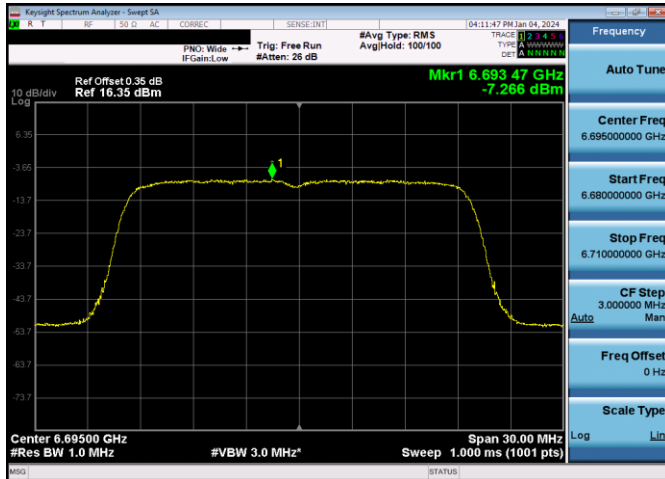


Plot 7-672. Power Spectral Density Plot SDM Diversity Antenna WF7b LPI (80MHz 802.11ax (UNII Band 6) – Ch. 103, MCS11)

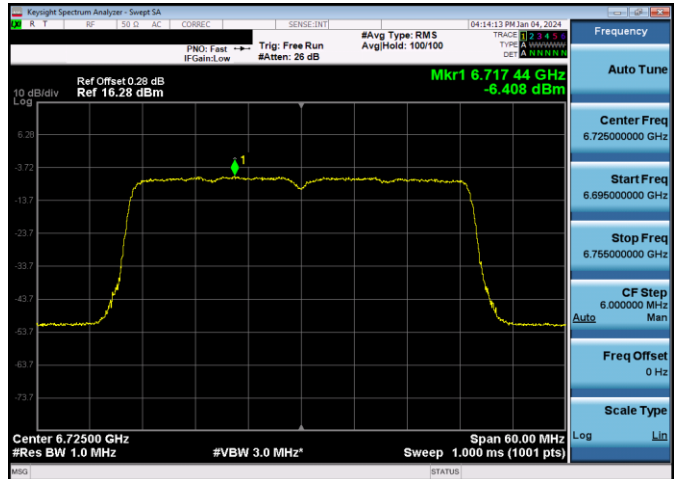


Plot 7-674. Power Spectral Density Plot SDM Diversity Antenna WF7b LPI (160MHz 802.11ax (UNII Band 6) – Ch. 111, MCS11)

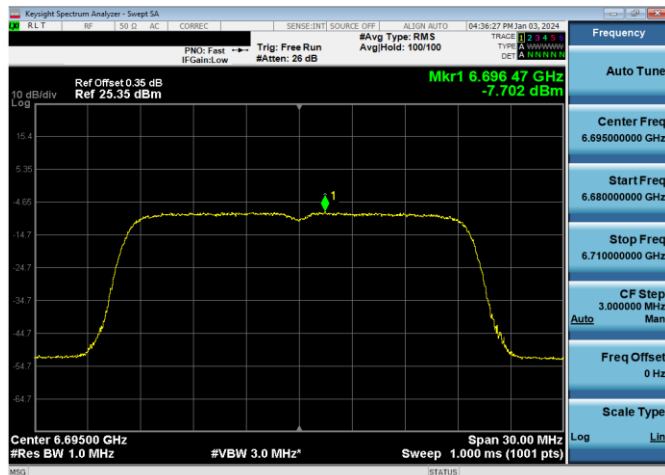
FCC ID: BCGA2898 IC: 579C-A2898		MEASUREMENT REPORT (CERTIFICATION)	Approved by: Technical Manager
Test Report S/N: 1C2311270065-13-R2.BCG	Test Dates: 12/1/2023 - 04/04/2024	EUT Type: Tablet Device	Page 245 of 552



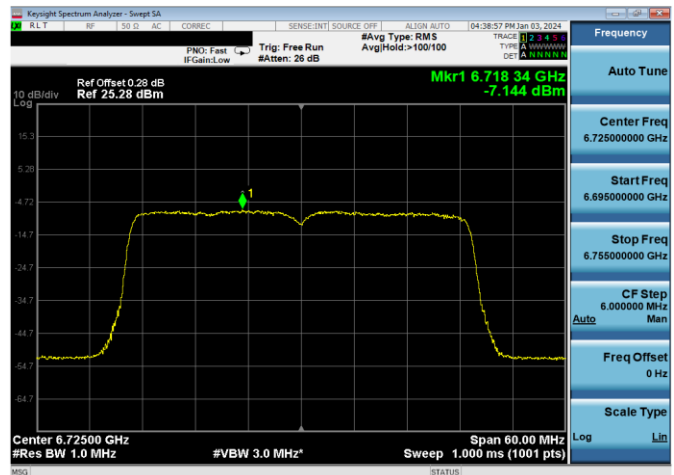
Plot 7-675. Power Spectral Density Plot SDM Diversity Antenna WF2a LPI (20MHz 802.11ax (UNII Band 7) – Ch. 149, MCS11)



Plot 7-677. Power Spectral Density Plot SDM Diversity Antenna WF2a LPI (40MHz 802.11ax (UNII Band 7) – Ch. 155, MCS11)

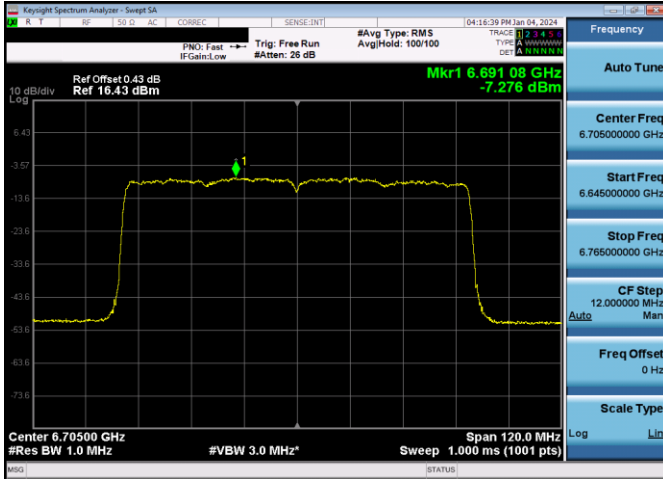


Plot 7-676. Power Spectral Density Plot SDM Diversity Antenna WF7b LPI (20MHz 802.11ax (UNII Band 7) – Ch. 149, MCS11)

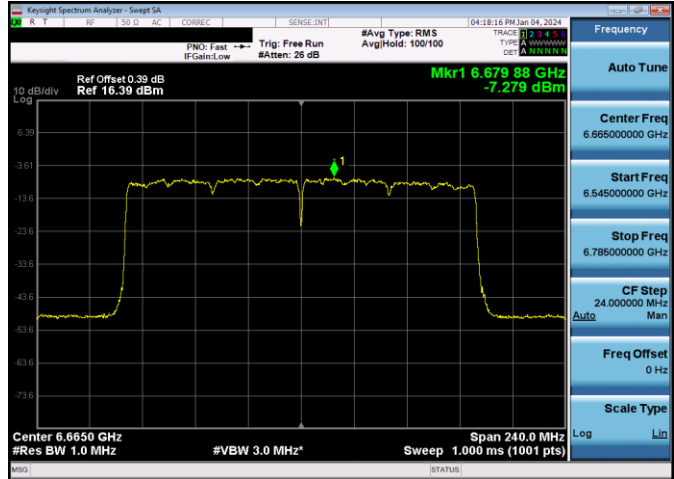


Plot 7-678. Power Spectral Density Plot SDM Diversity Antenna WF7b LPI (40MHz 802.11ax (UNII Band 7) – Ch. 155, MCS11)

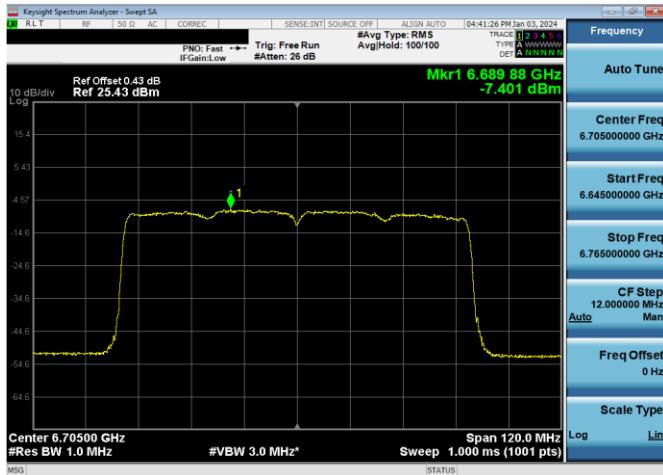
FCC ID: BCGA2898 IC: 579C-A2898		MEASUREMENT REPORT (CERTIFICATION)	Approved by: Technical Manager
Test Report S/N: 1C2311270065-13-R2.BCG	Test Dates: 12/1/2023 - 04/04/2024	EUT Type: Tablet Device	Page 246 of 552



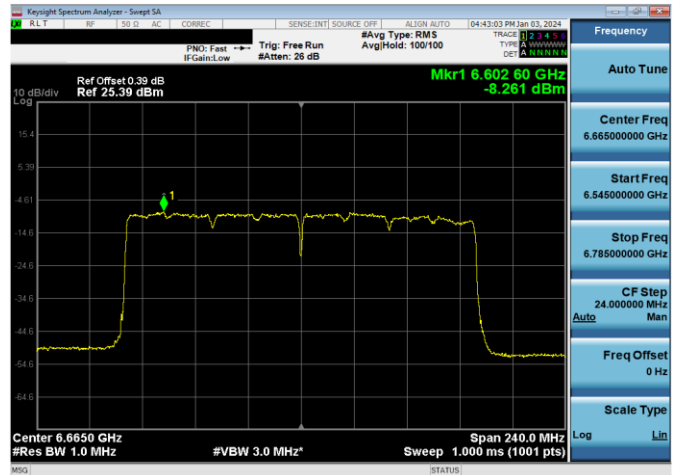
Plot 7-679. Power Spectral Density Plot SDM Diversity Antenna WF2a LPI (80MHz 802.11ax (UNII Band 7) – Ch. 151, MCS11)



Plot 7-681. Power Spectral Density Plot SDM Diversity Antenna WF2a LPI (160MHz 802.11ax (UNII Band 7) – Ch. 143, MCS11)

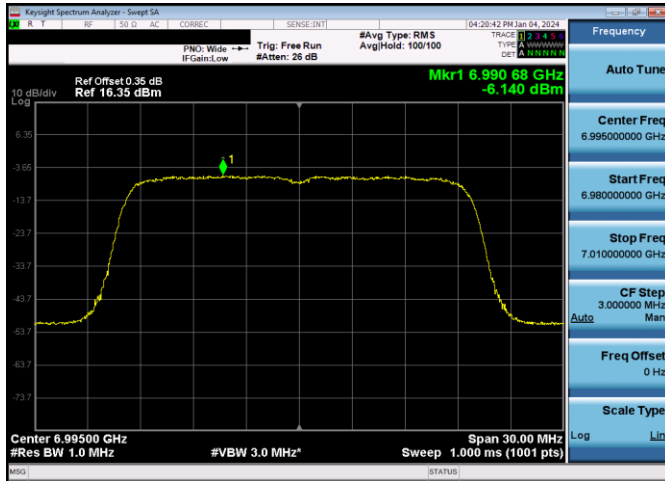


Plot 7-680. Power Spectral Density Plot SDM Diversity Antenna WF7b LPI (80MHz 802.11ax (UNII Band 7) – Ch. 151, MCS11)

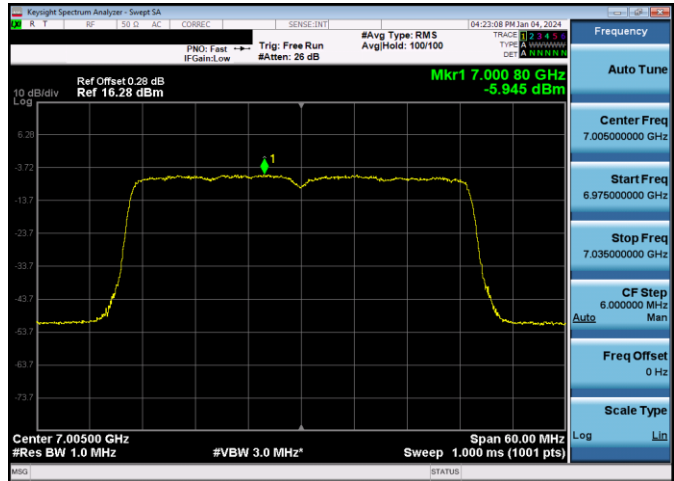


Plot 7-682. Power Spectral Density Plot SDM Diversity Antenna WF7b LPI (160MHz 802.11ax (UNII Band 7) – Ch. 143, MCS11)

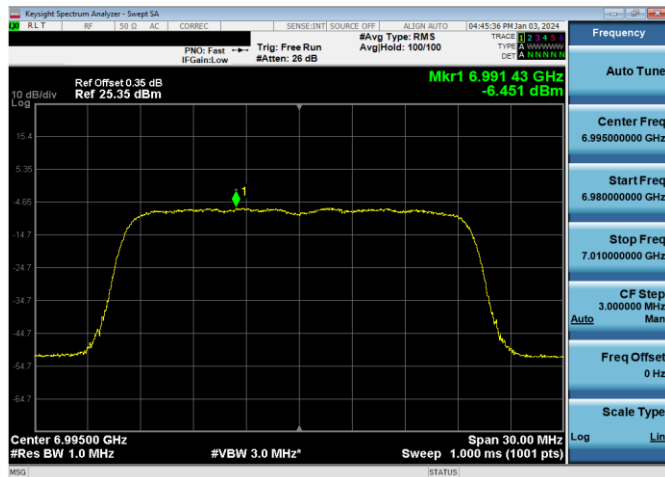
FCC ID: BCGA2898 IC: 579C-A2898		MEASUREMENT REPORT (CERTIFICATION)	Approved by: Technical Manager
Test Report S/N: 1C2311270065-13-R2.BCG	Test Dates: 12/1/2023 - 04/04/2024	EUT Type: Tablet Device	Page 247 of 552



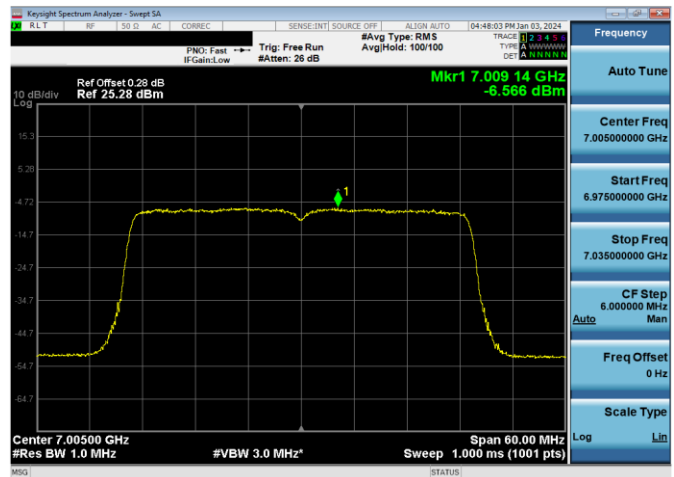
Plot 7-683. Power Spectral Density Plot SDM Diversity Antenna WF2a LPI (20MHz 802.11ax (UNII Band 8) – Ch. 209, MCS11)



Plot 7-685. Power Spectral Density Plot SDM Diversity Antenna WF2a LPI (40MHz 802.11ax (UNII Band 8) – Ch. 211, MCS11)

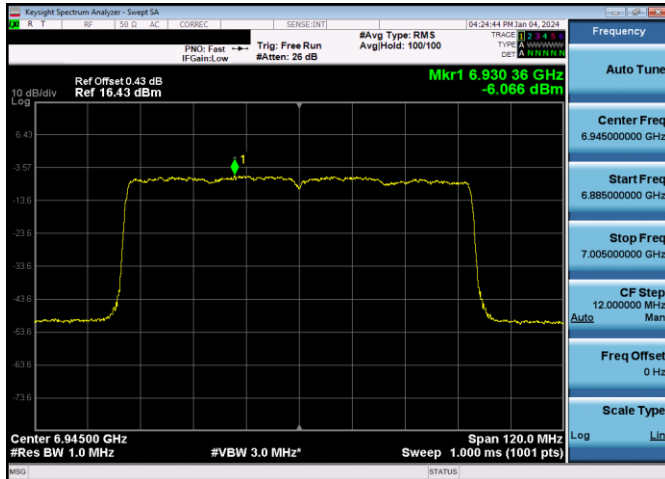


Plot 7-684. Power Spectral Density Plot SDM Diversity Antenna WF7b LPI (20MHz 802.11ax (UNII Band 8) – Ch. 209, MCS11)

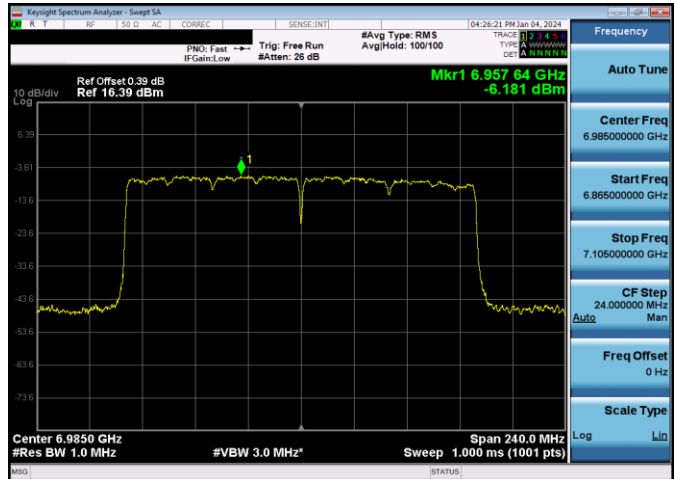


Plot 7-686. Power Spectral Density Plot SDM Diversity Antenna WF7b LPI (40MHz 802.11ax (UNII Band 8) – Ch. 211, MCS11)

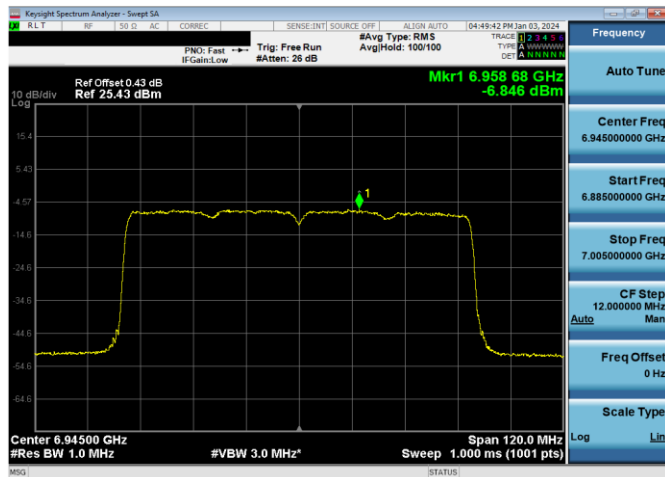
FCC ID: BCGA2898 IC: 579C-A2898		MEASUREMENT REPORT (CERTIFICATION)	Approved by: Technical Manager
Test Report S/N: 1C2311270065-13-R2.BCG	Test Dates: 12/1/2023 - 04/04/2024	EUT Type: Tablet Device	Page 248 of 552



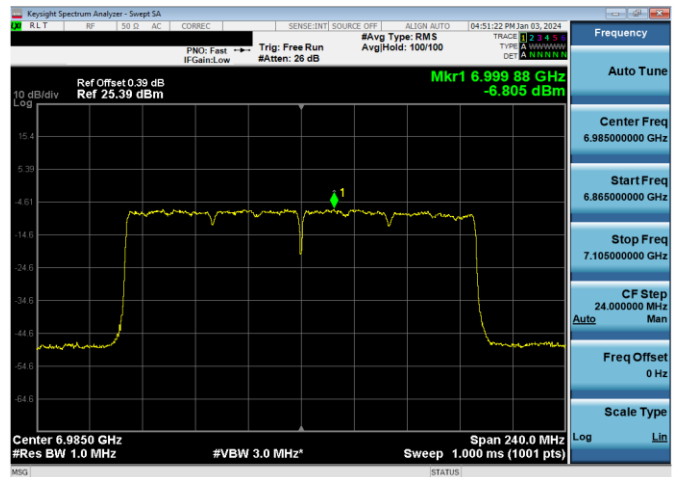
Plot 7-687. Power Spectral Density Plot SDM Diversity Antenna WF2a LPI (80MHz 802.11ax (UNII Band 8) – Ch. 199, MCS11)



Plot 7-689. Power Spectral Density Plot SDM Diversity Antenna WF2a LPI (160MHz 802.11ax (UNII Band 8) – Ch. 207, MCS11)



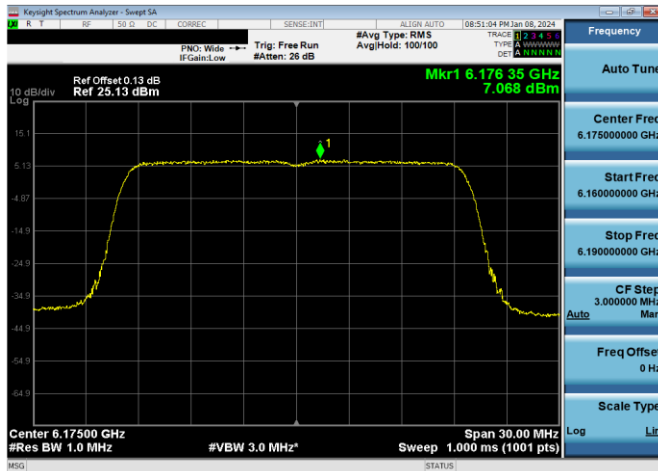
Plot 7-688. Power Spectral Density Plot SDM Diversity Antenna WF7b LPI (80MHz 802.11ax (UNII Band 8) – Ch. 199, MCS11)



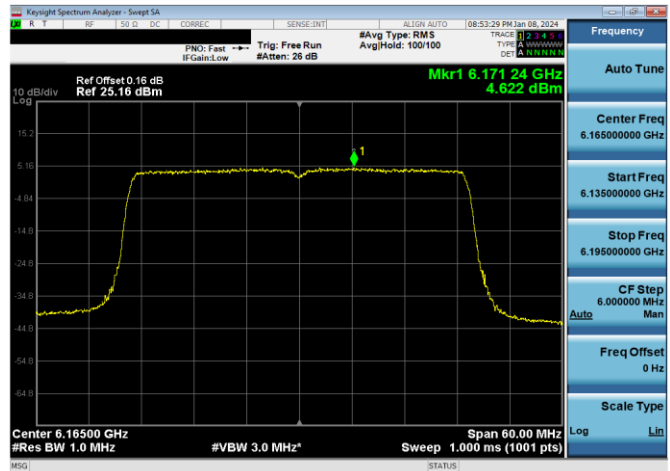
Plot 7-690. Power Spectral Density Plot SDM Diversity Antenna WF7b LPI (160MHz 802.11ax (UNII Band 8) – Ch. 207, MCS11)

FCC ID: BCGA2898 IC: 579C-A2898		MEASUREMENT REPORT (CERTIFICATION)	Approved by: Technical Manager
Test Report S/N: 1C2311270065-13-R2.BCG	Test Dates: 12/1/2023 - 04/04/2024	EUT Type: Tablet Device	Page 249 of 552

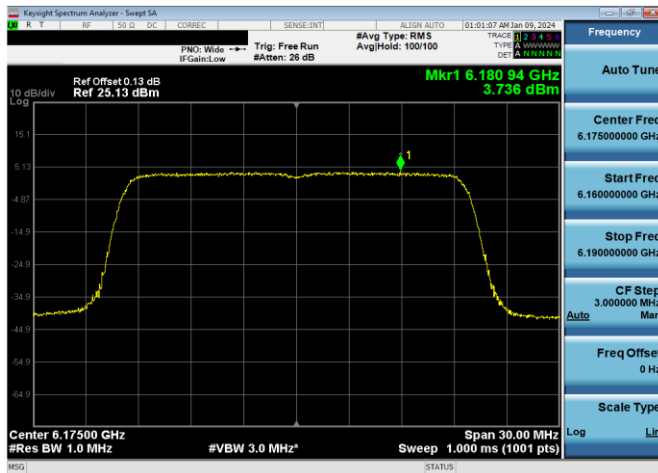
Low Data Rate



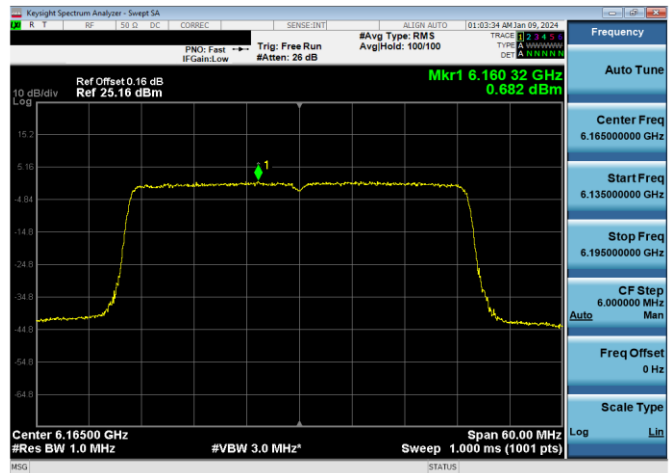
Plot 7-691. Power Spectral Density Plot CDD Diversity Antenna WF2a Standard Power (20MHz 802.11ax (UNII Band 5) – Ch. 45, MCS2)



Plot 7-693. Power Spectral Density Plot CDD Antenna Diversity WF2a Standard Power (40MHz 802.11ax (UNII Band 5) – Ch. 43, MCS2)

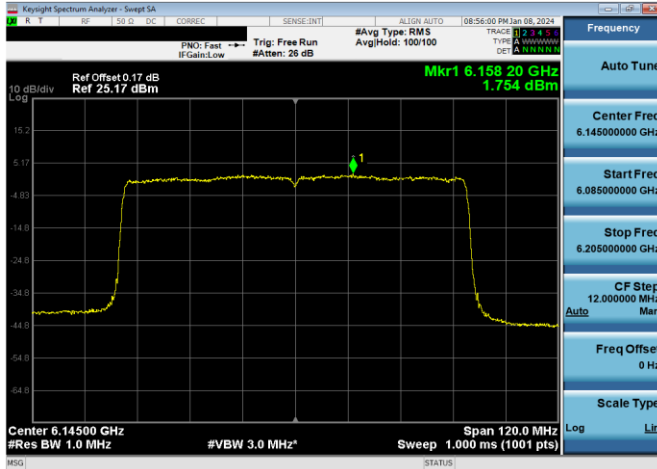


Plot 7-692. Power Spectral Density Plot CDD Diversity Antenna WF7b Standard Power (20MHz 802.11ax (UNII Band 5) – Ch. 45, MCS2)

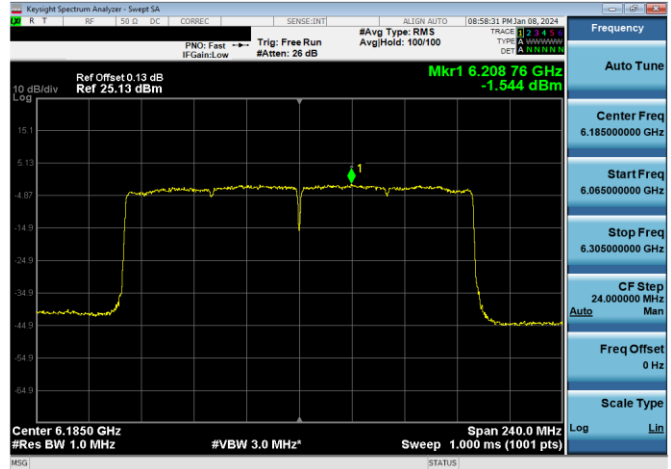


Plot 7-694. Power Spectral Density Plot CDD Antenna Diversity WF7b Standard Power (40MHz 802.11ax (UNII Band 5) – Ch. 43, MCS2)

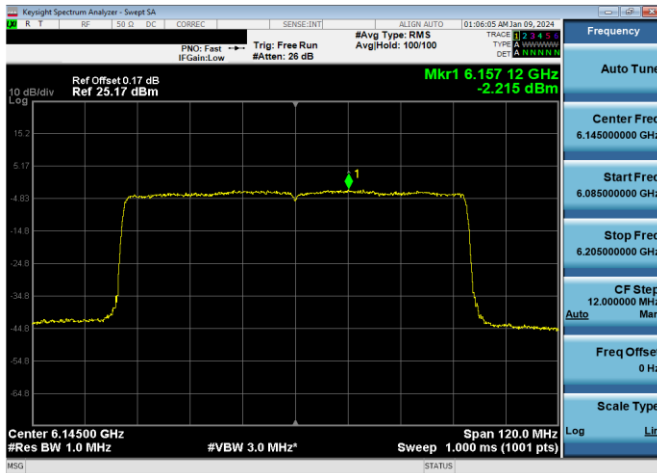
FCC ID: BCGA2898 IC: 579C-A2898		MEASUREMENT REPORT (CERTIFICATION)	Approved by: Technical Manager
Test Report S/N: 1C2311270065-13-R2.BCG	Test Dates: 12/1/2023 - 04/04/2024	EUT Type: Tablet Device	Page 250 of 552



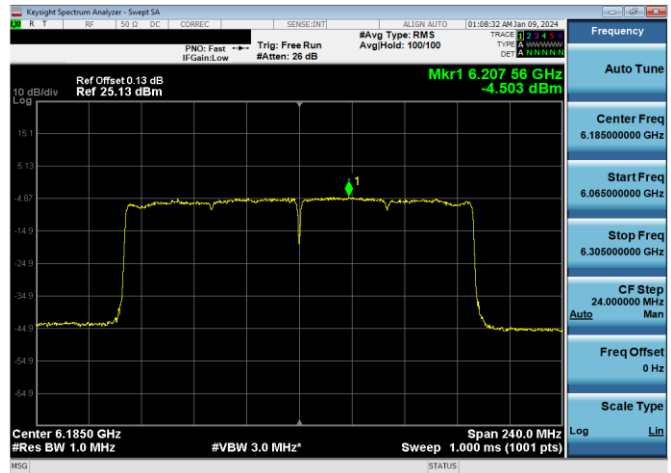
Plot 7-695. Power Spectral Density Plot CDD Diversity Antenna WF2a Standard Power (80MHz 802.11ax (UNII Band 5) – Ch. 39, MCS2)



Plot 7-697. Power Spectral Density Plot CDD Diversity Antenna WF2a Standard Power (160MHz 802.11ax (UNII Band 5) – Ch. 47, MCS2)

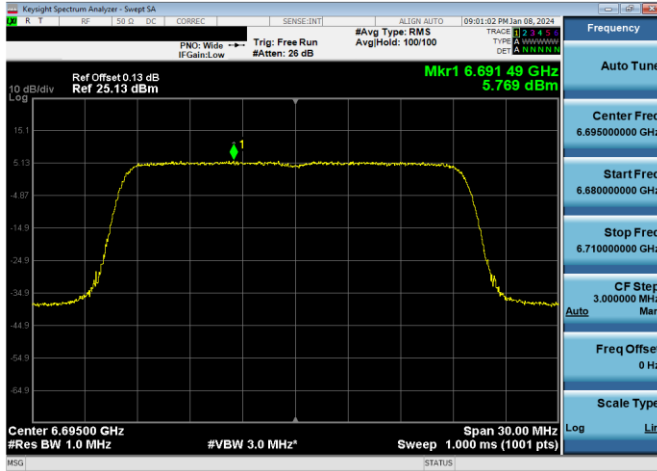


Plot 7-696. Power Spectral Density Plot CDD Diversity Antenna WF7b Standard Power (80MHz 802.11ax (UNII Band 5) – Ch. 39, MCS2)

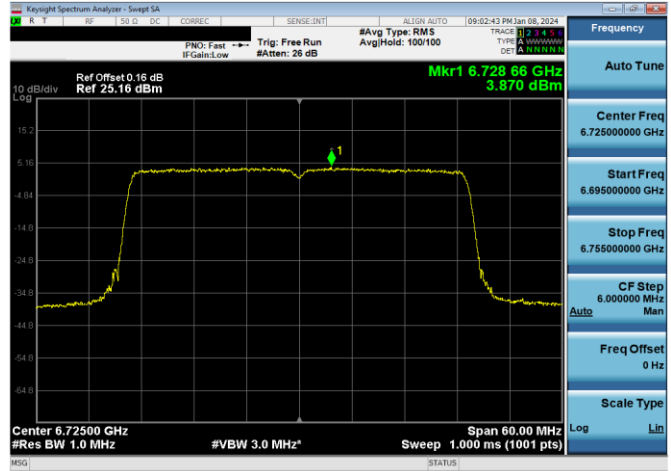


Plot 7-698. Power Spectral Density Plot CDD Diversity Antenna WF7b Standard Power (160MHz 802.11ax (UNII Band 5) – Ch. 47, MCS2)

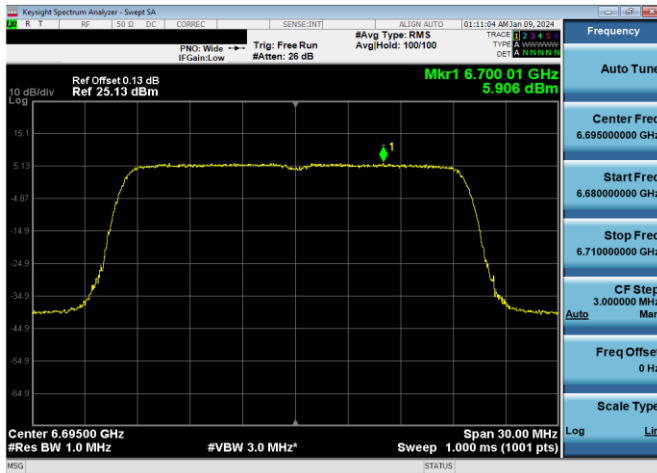
FCC ID: BCGA2898 IC: 579C-A2898		MEASUREMENT REPORT (CERTIFICATION)	Approved by: Technical Manager
Test Report S/N: 1C2311270065-13-R2.BCG			Test Dates: 12/1/2023 - 04/04/2024



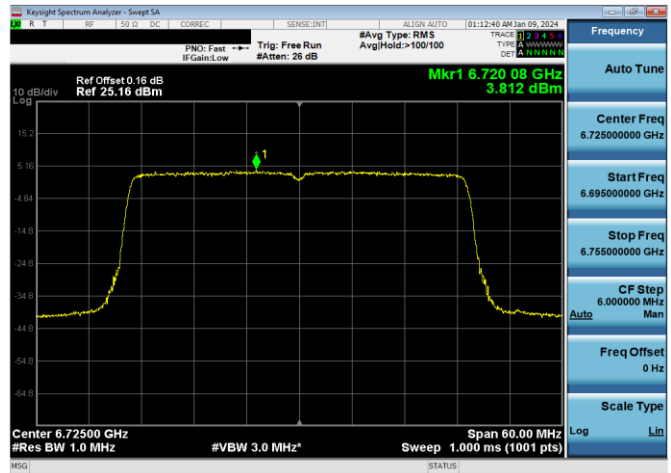
Plot 7-699. Power Spectral Density Plot CDD Diversity Antenna WF2a Standard Power (20MHz 802.11ax (UNII Band 7) – Ch. 149, MCS2)



Plot 7-701. Power Spectral Density Plot CDD Diversity Antenna WF2a Standard Power (40MHz 802.11ax (UNII Band 7) – Ch. 155, MCS2)

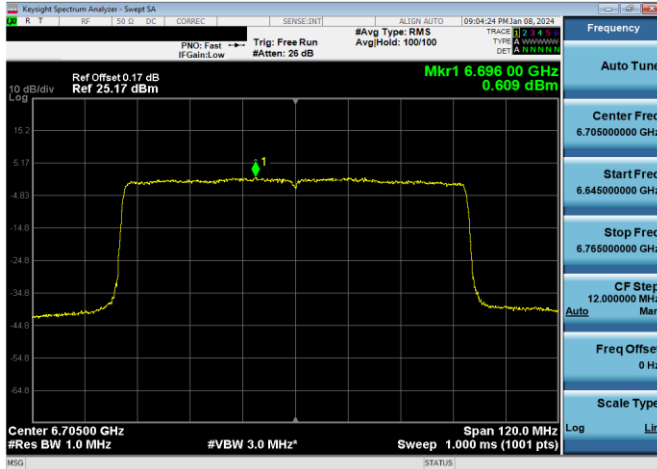


Plot 7-700. Power Spectral Density Plot CDD Diversity Antenna WF7b Standard Power (20MHz 802.11ax (UNII Band 7) – Ch. 149, MCS2)

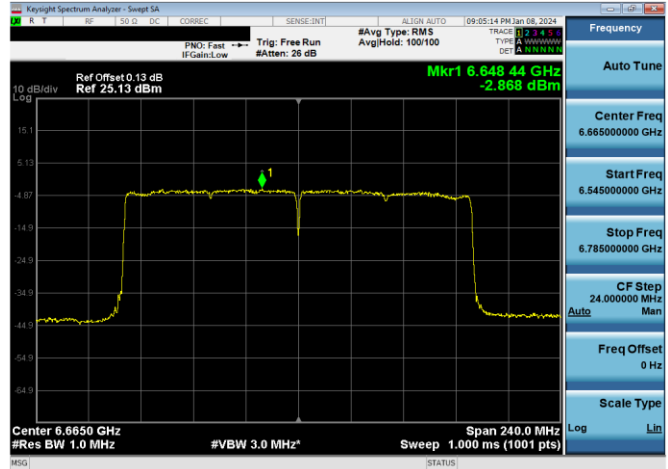


Plot 7-702. Power Spectral Density Plot CDD Diversity Antenna WF7b Standard Power (40MHz 802.11ax (UNII Band 7) – Ch. 155, MCS2)

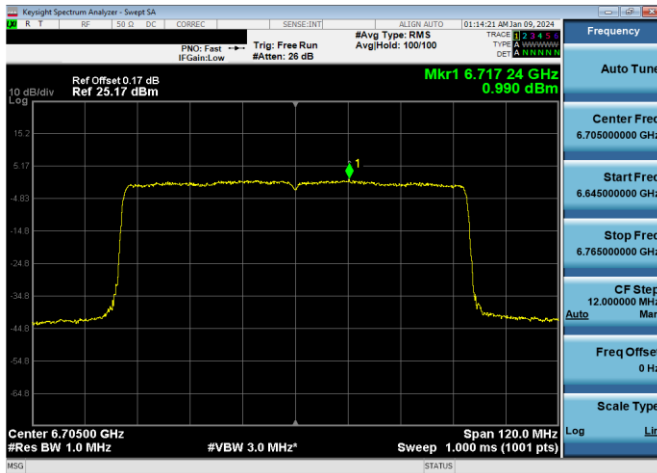
FCC ID: BCGA2898 IC: 579C-A2898		MEASUREMENT REPORT (CERTIFICATION)	Approved by: Technical Manager
Test Report S/N: 1C2311270065-13-R2.BCG	Test Dates: 12/1/2023 - 04/04/2024	EUT Type: Tablet Device	Page 252 of 552



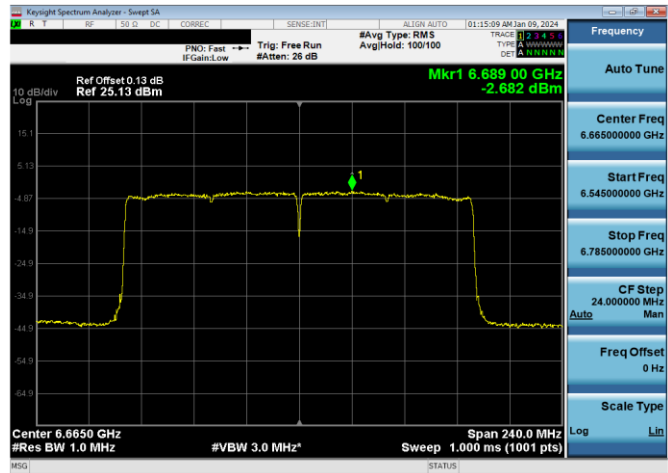
Plot 7-703. Power Spectral Density Plot CDD Diversity Antenna WF2a Standard Power (80MHz 802.11ax (UNII Band 7) – Ch. 151, MCS2)



Plot 7-705. Power Spectral Density Plot CDD Diversity Antenna WF2a Standard Power (160MHz 802.11ax (UNII Band 7) – Ch. 143, MCS2)



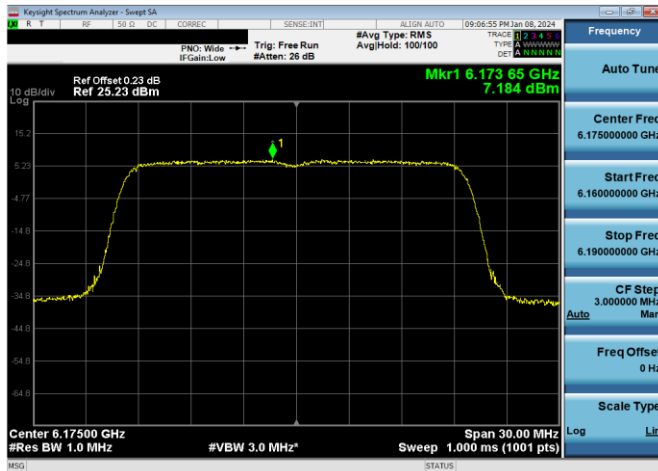
Plot 7-704. Power Spectral Density Plot CDD Diversity Antenna WF7b Standard Power (80MHz 802.11ax (UNII Band 7) – Ch. 151, MCS2)



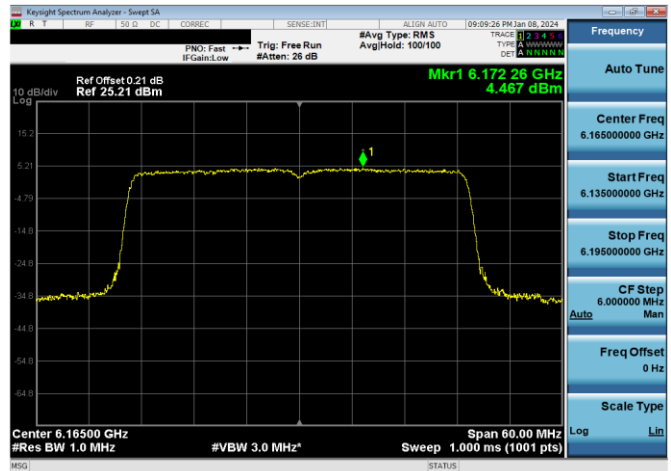
Plot 7-706. Power Spectral Density Plot CDD Diversity Antenna WF7b Standard Power (160MHz 802.11ax (UNII Band 7) – Ch. 143, MCS2)

FCC ID: BCGA2898 IC: 579C-A2898		MEASUREMENT REPORT (CERTIFICATION)	Approved by: Technical Manager
Test Report S/N: 1C2311270065-13-R2.BCG	Test Dates: 12/1/2023 - 04/04/2024	EUT Type: Tablet Device	Page 253 of 552

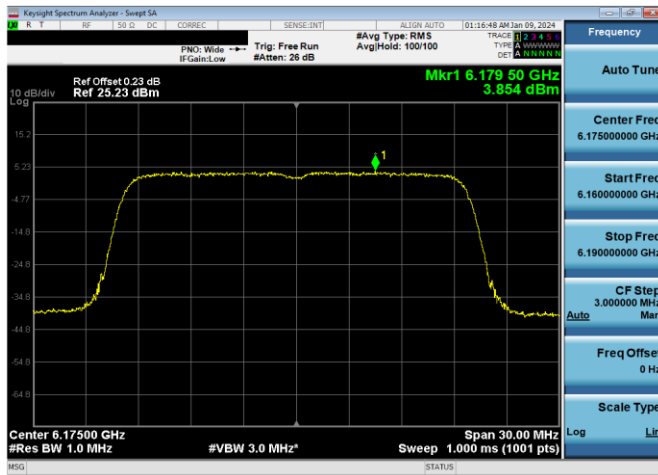
Mid Data Rate



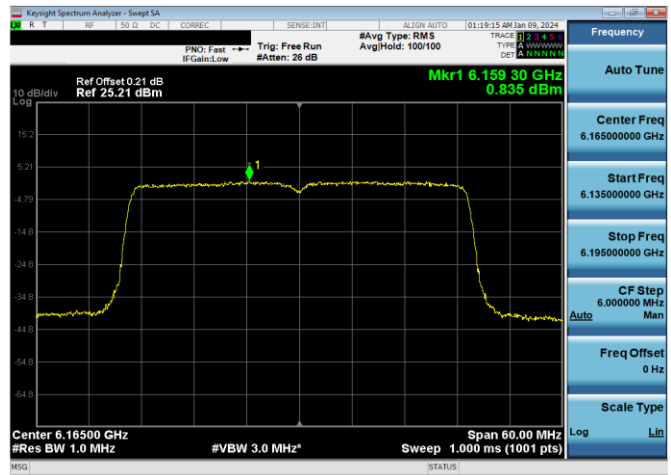
Plot 7-707. Power Spectral Density Plot CDD Diversity Antenna WF2a Standard Power (20MHz 802.11ax (UNII Band 5) – Ch. 45, MCS4)



Plot 7-709. Power Spectral Density Plot CDD Diversity Antenna WF2a Standard Power (40MHz 802.11ax (UNII Band 5) – Ch. 43, MCS4)

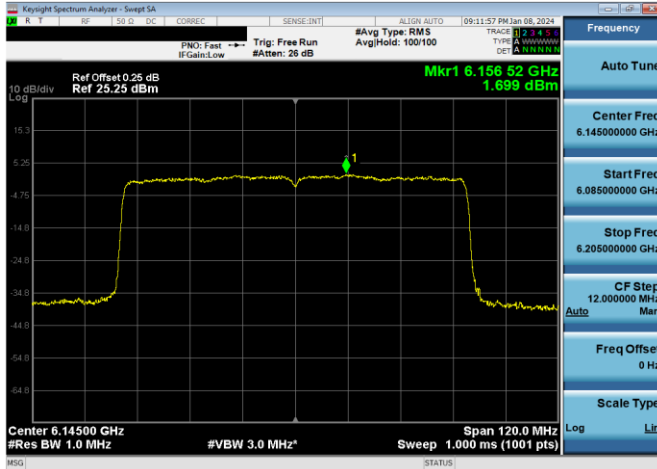


Plot 7-708. Power Spectral Density Plot CDD Diversity Antenna WF7b Standard Power (20MHz 802.11ax (UNII Band 5) – Ch. 45, MCS4)

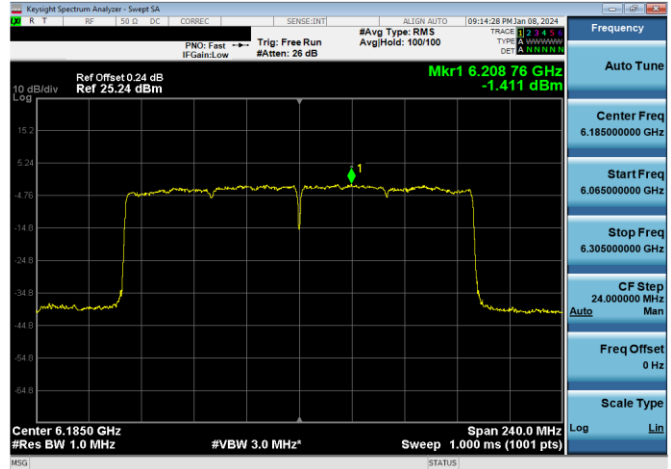


Plot 7-710. Power Spectral Density Plot CDD Diversity Antenna WF7b Standard Power (40MHz 802.11ax (UNII Band 5) – Ch. 43, MCS4)

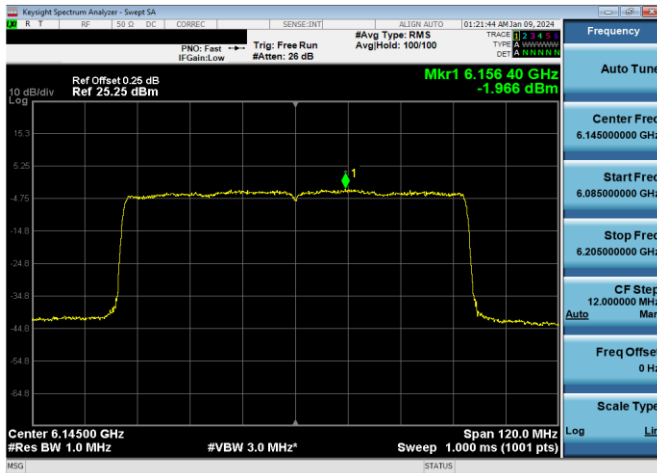
FCC ID: BCGA2898 IC: 579C-A2898		MEASUREMENT REPORT (CERTIFICATION)	Approved by: Technical Manager
Test Report S/N: 1C2311270065-13-R2.BCG	Test Dates: 12/1/2023 - 04/04/2024	EUT Type: Tablet Device	Page 254 of 552



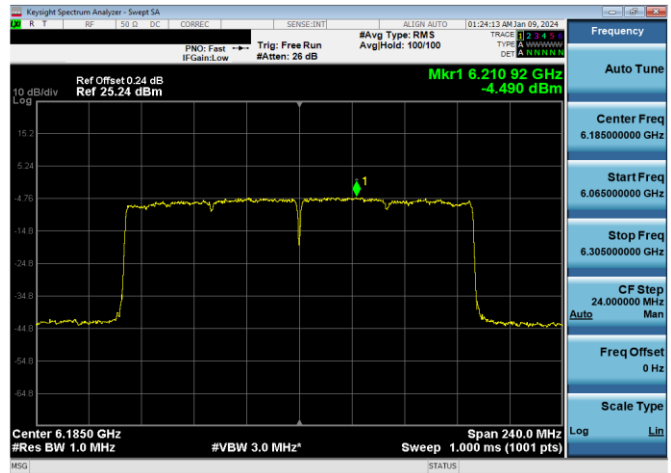
Plot 7-711. Power Spectral Density Plot CDD Diversity Antenna WF2a Standard Power (80MHz 802.11ax (UNII Band 5) – Ch. 39, MCS4)



Plot 7-713. Power Spectral Density Plot CDD Diversity Antenna WF2a Standard Power (160MHz 802.11ax (UNII Band 5) – Ch. 47, MCS4)



Plot 7-712. Power Spectral Density Plot CDD Diversity Antenna WF7b Standard Power (80MHz 802.11ax (UNII Band 5) – Ch. 39, MCS4)



Plot 7-714. Power Spectral Density Plot CDD Diversity Antenna WF7b Standard Power (160MHz 802.11ax (UNII Band 5) – Ch. 47, MCS4)

FCC ID: BCGA2898 IC: 579C-A2898		MEASUREMENT REPORT (CERTIFICATION)	Approved by: Technical Manager
Test Report S/N: 1C2311270065-13-R2.BCG			Test Dates: 12/1/2023 - 04/04/2024