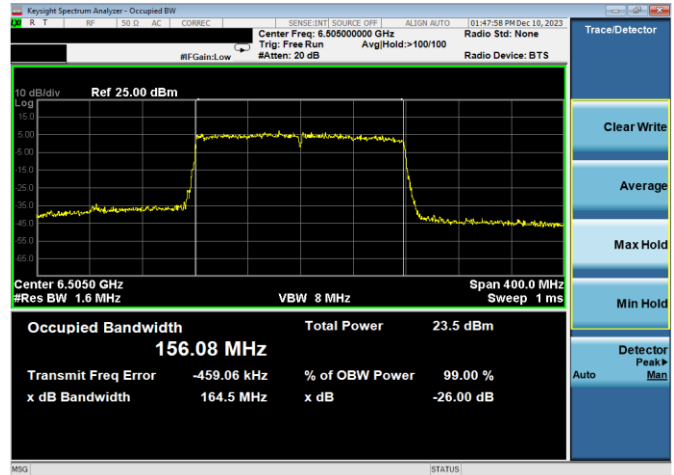
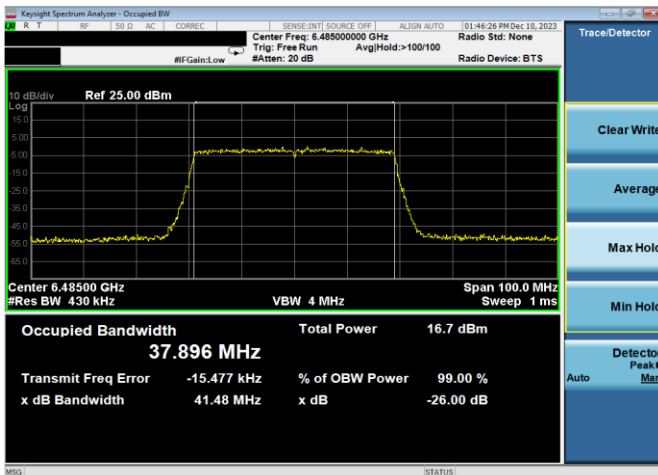


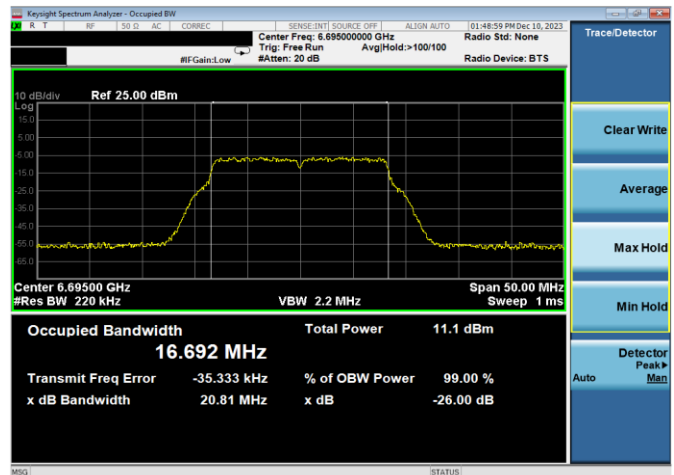
Plot 7-67. 26dB & 99% Bandwidth Plot Antenna WF2a (20MHz 802.11ax (UNII Band 6) – Ch. 105, MCS2)



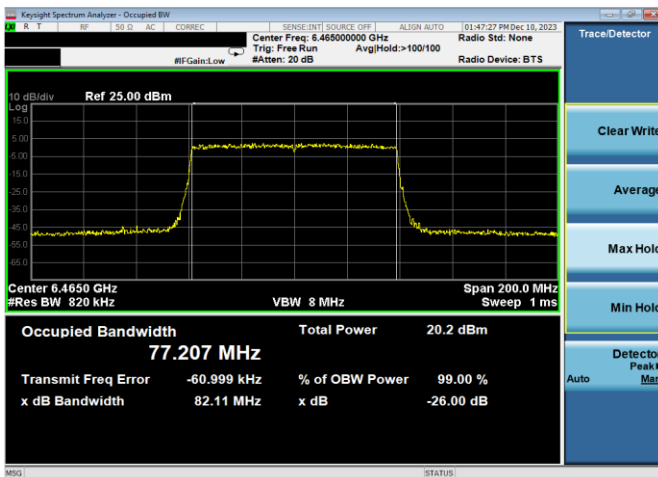
Plot 7-70. 26dB & 99% Bandwidth Plot Antenna WF2a (160MHz 802.11ax (UNII Band 6) – Ch. 111, MCS2)



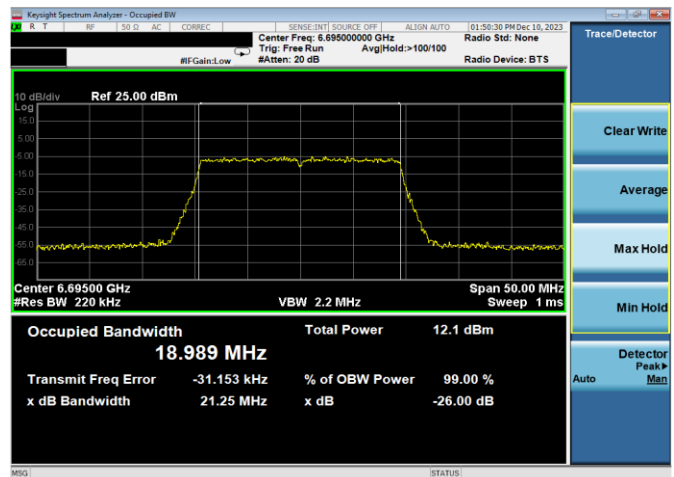
Plot 7-68. 26dB & 99% Bandwidth Plot Antenna WF2a (40MHz 802.11ax (UNII Band 6) – Ch. 107, MCS2)



Plot 7-71. 26dB & 99% Bandwidth Plot Antenna WF2a (20MHz 802.11a (UNII Band 7) – Ch. 149, 12Mbps)

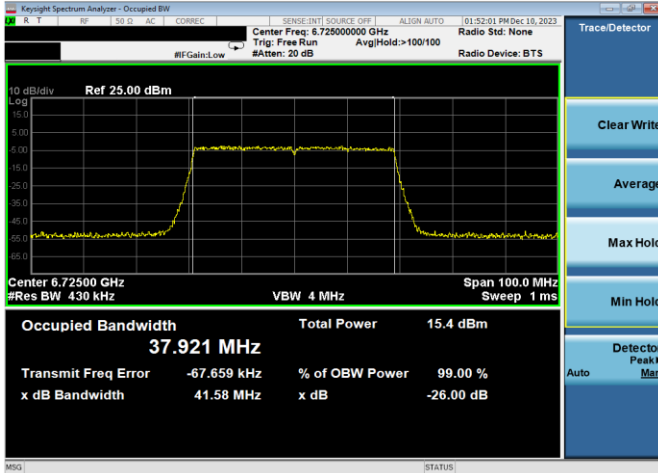


Plot 7-69. 26dB & 99% Bandwidth Plot Antenna WF2a (80MHz 802.11ax (UNII Band 6) – Ch. 103, MCS2)

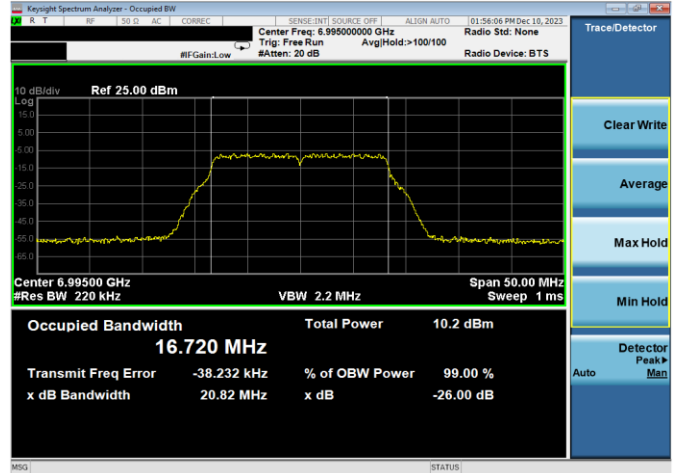


Plot 7-72. 26dB & 99% Bandwidth Plot Antenna WF2a (20MHz 802.11ax (UNII Band 7) – Ch. 149, MCS2)

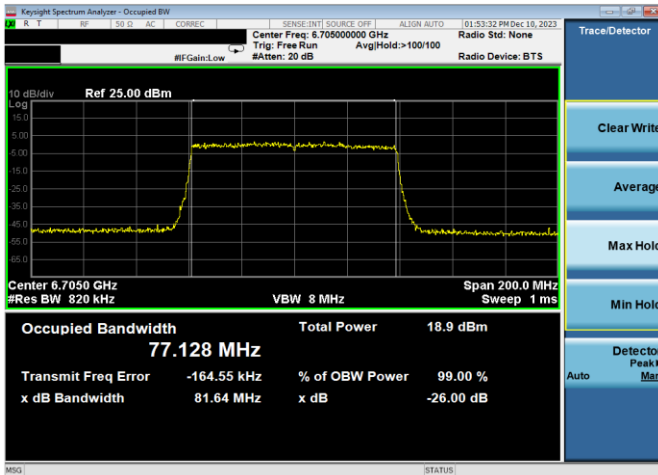
FCC ID: BCGA2898 IC: 579C-A2898		MEASUREMENT REPORT (CERTIFICATION)	Approved by: Technical Manager
Test Report S/N: 1C2311270065-13-R2.BCG	Test Dates: 12/1/2023 - 04/04/2024	EUT Type: Tablet Device	Page 39 of 552



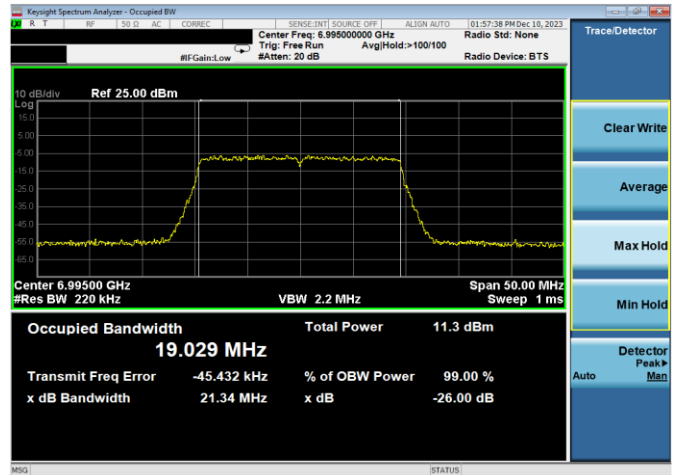
Plot 7-73. 26dB & 99% Bandwidth Plot Antenna WF2a (40MHz 802.11ax (UNII Band 7) – Ch. 155, MCS2)



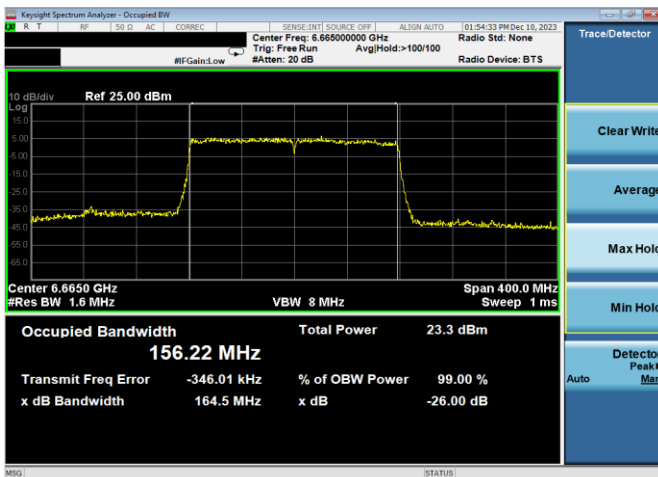
Plot 7-76. 26dB & 99% Bandwidth Plot Antenna WF2a (20MHz 802.11a (UNII Band 8) – Ch. 209, 12Mbps)



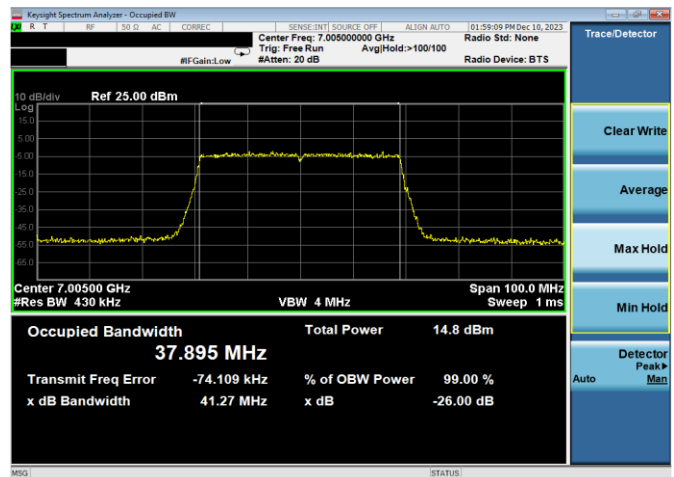
Plot 7-74. 26dB & 99% Bandwidth Plot Antenna WF2a (80MHz 802.11ax (UNII Band 7) – Ch. 151, MCS2)



Plot 7-77. 26dB & 99% Bandwidth Plot Antenna WF2a (20MHz 802.11ax (UNII Band 8) – Ch. 209, MCS2)

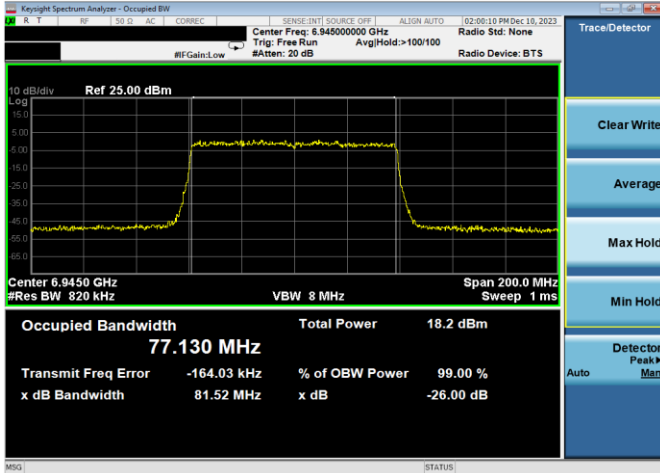


Plot 7-75. 26dB & 99% Bandwidth Plot Antenna WF2a (160MHz 802.11ax (UNII Band 7) – Ch. 143, MCS2)

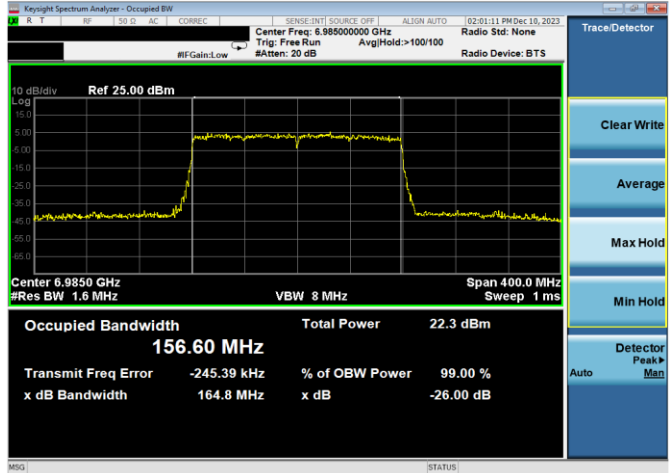


Plot 7-78. 26dB & 99% Bandwidth Plot Antenna WF2a (40MHz 802.11ax (UNII Band 8) – Ch. 211, MCS2)

FCC ID: BCGA2898 IC: 579C-A2898		MEASUREMENT REPORT (CERTIFICATION)	Approved by: Technical Manager
Test Report S/N: 1C2311270065-13-R2.BCG	Test Dates: 12/1/2023 - 04/04/2024	EUT Type: Tablet Device	Page 40 of 552



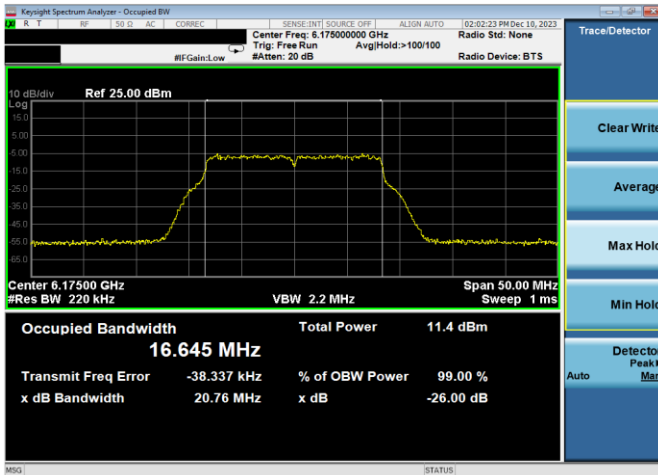
Plot 7-79. 26dB & 99% Bandwidth Plot Antenna WF2a (80MHz 802.11ax (UNII Band 8) – Ch. 199, MCS2)



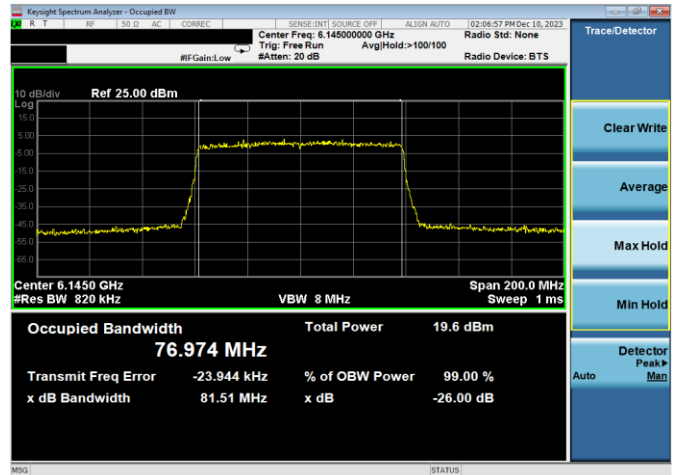
Plot 7-80. 26dB & 99% Bandwidth Plot Antenna WF2a (160MHz 802.11ax (UNII Band 8) – Ch. 207, MCS2)

FCC ID: BCGA2898 IC: 579C-A2898		MEASUREMENT REPORT (CERTIFICATION)	Approved by: Technical Manager
Test Report S/N: 1C2311270065-13-R2.BCG	Test Dates: 12/1/2023 - 04/04/2024	EUT Type: Tablet Device	Page 41 of 552

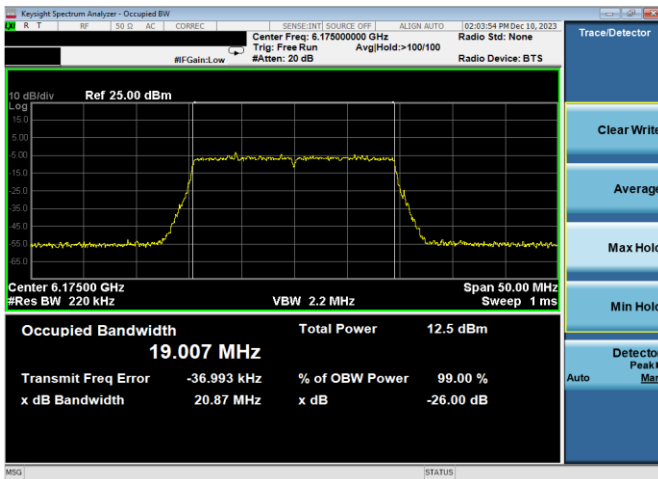
Mid Data Rate



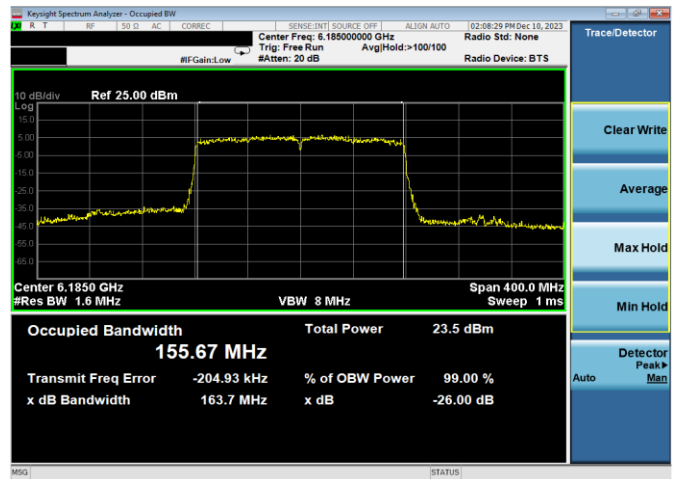
Plot 7-81. 26dB & 99% Bandwidth Plot Antenna WF2a (20MHz 802.11a (UNII Band 5) – Ch. 45, 24Mbps)



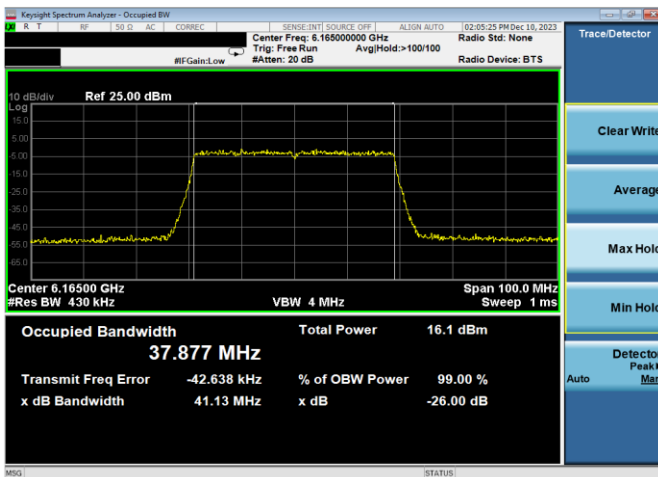
Plot 7-84. 26dB & 99% Bandwidth Plot Antenna WF2a (80MHz 802.11ax (UNII Band 5) – Ch. 39, MCS4)



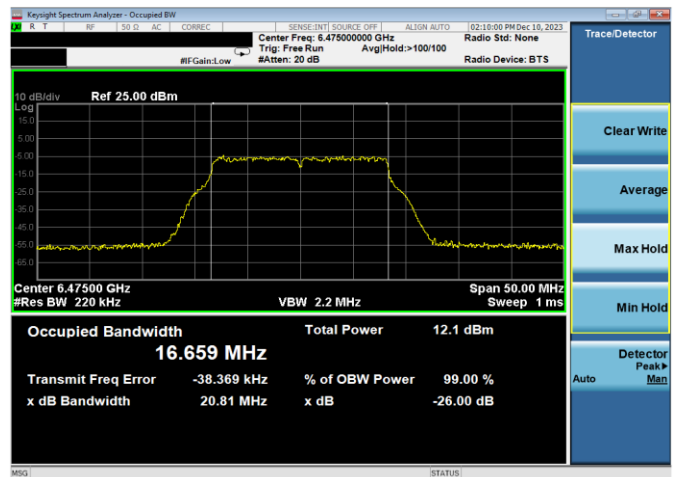
Plot 7-82. 26dB & 99% Bandwidth Plot Antenna WF2a (20MHz 802.11ax (UNII Band 5) – Ch. 45, MCS4)



Plot 7-85. 26dB & 99% Bandwidth Plot Antenna WF2a (160MHz 802.11ax (UNII Band 5) – Ch. 47, MCS4)

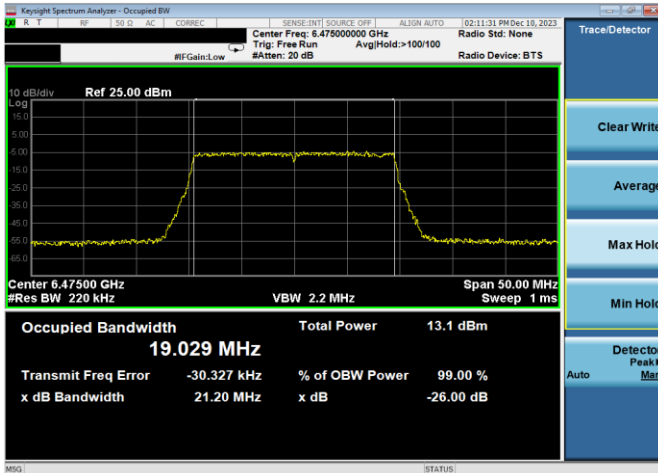


Plot 7-83. 26dB & 99% Bandwidth Plot Antenna WF2a (40MHz 802.11ax (UNII Band 5) – Ch. 43, MCS4)

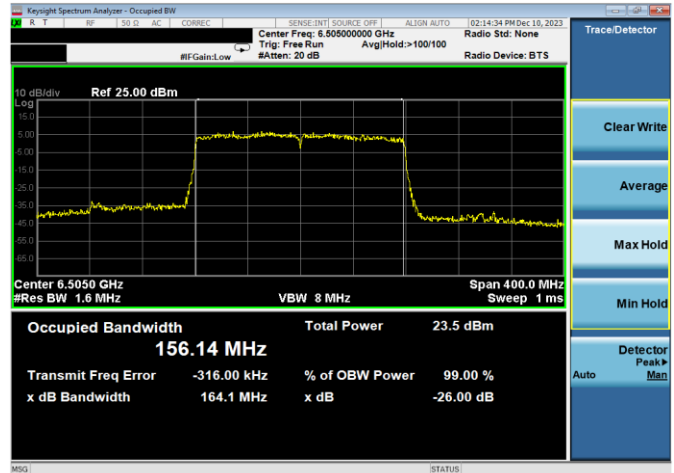


Plot 7-86. 26dB & 99% Bandwidth Plot Antenna WF2a (20MHz 802.11a (UNII Band 6) – Ch. 105, 24Mbps)

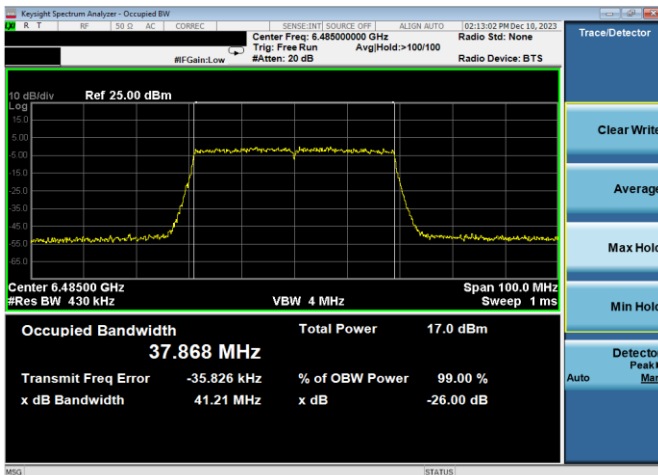
FCC ID: BCGA2898 IC: 579C-A2898		MEASUREMENT REPORT (CERTIFICATION)	Approved by: Technical Manager
Test Report S/N: 1C2311270065-13-R2.BCG	Test Dates: 12/1/2023 - 04/04/2024	EUT Type: Tablet Device	Page 42 of 552



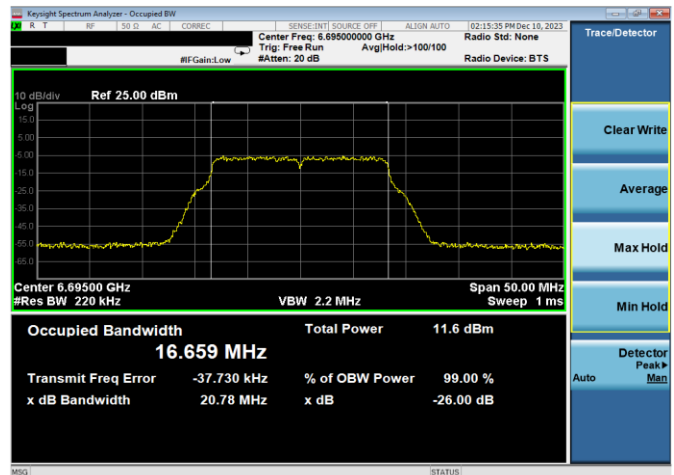
Plot 7-87. 26dB & 99% Bandwidth Plot Antenna WF2a (20MHz 802.11ax (UNII Band 6) – Ch. 105, MCS4)



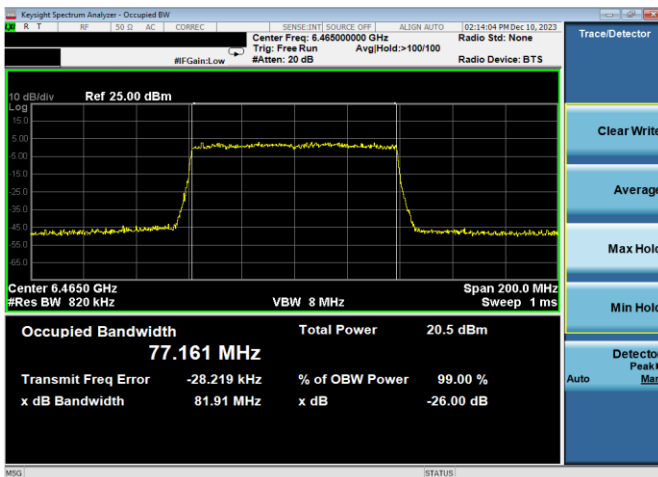
Plot 7-90. 26dB & 99% Bandwidth Plot Antenna WF2a (160MHz 802.11ax (UNII Band 6) – Ch. 111, MCS4)



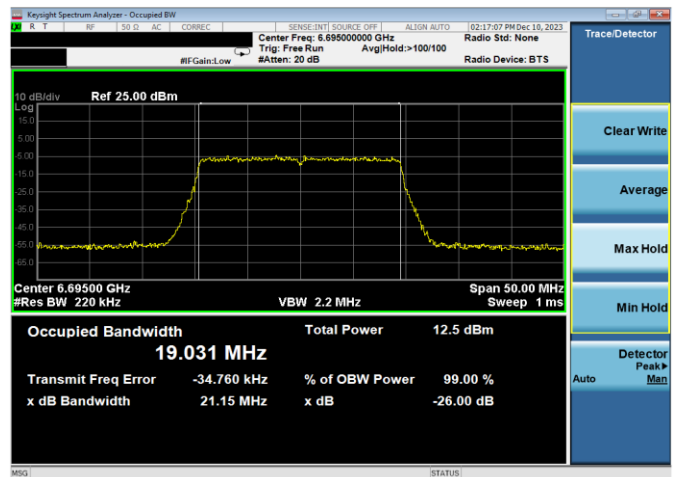
Plot 7-88. 26dB & 99% Bandwidth Plot Antenna WF2a (40MHz 802.11ax (UNII Band 6) – Ch. 107, MCS4)



Plot 7-91. 26dB & 99% Bandwidth Plot Antenna WF2a (20MHz 802.11a (UNII Band 7) – Ch. 149, 24Mbps)

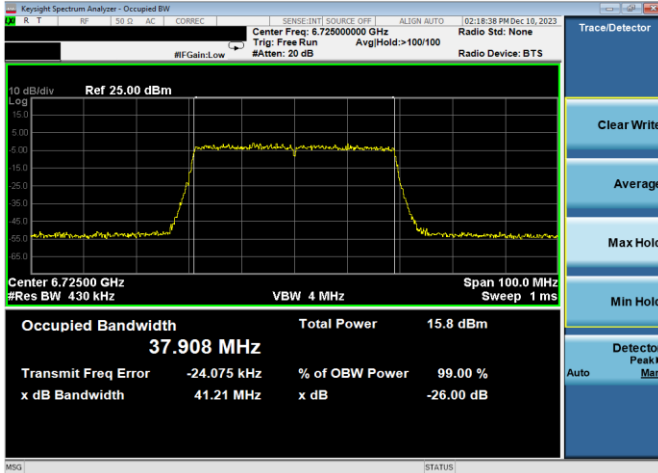


Plot 7-89. 26dB & 99% Bandwidth Plot Antenna WF2a (80MHz 802.11ax (UNII Band 6) – Ch. 103, MCS4)

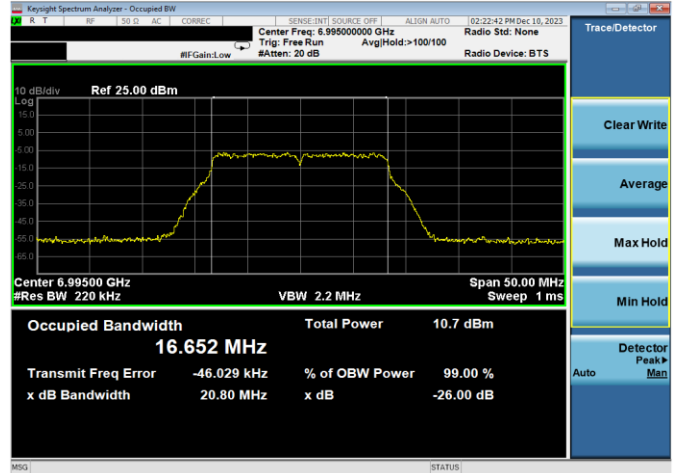


Plot 7-92. 26dB & 99% Bandwidth Plot Antenna WF2a (20MHz 802.11ax (UNII Band 7) – Ch. 149, MCS4)

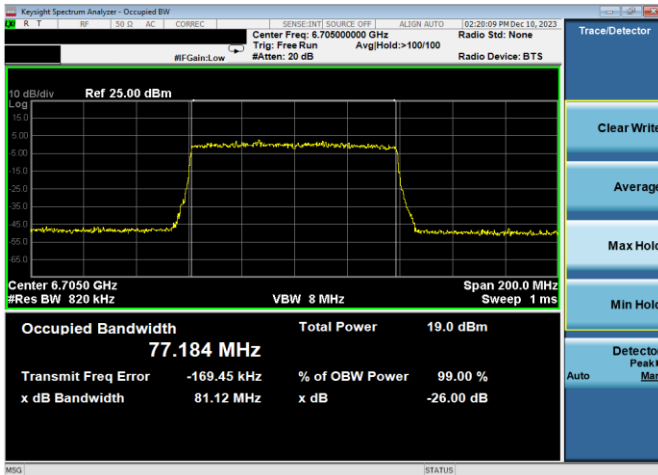
FCC ID: BCGA2898 IC: 579C-A2898		MEASUREMENT REPORT (CERTIFICATION)	Approved by: Technical Manager
Test Report S/N: 1C2311270065-13-R2.BCG	Test Dates: 12/1/2023 - 04/04/2024	EUT Type: Tablet Device	Page 43 of 552



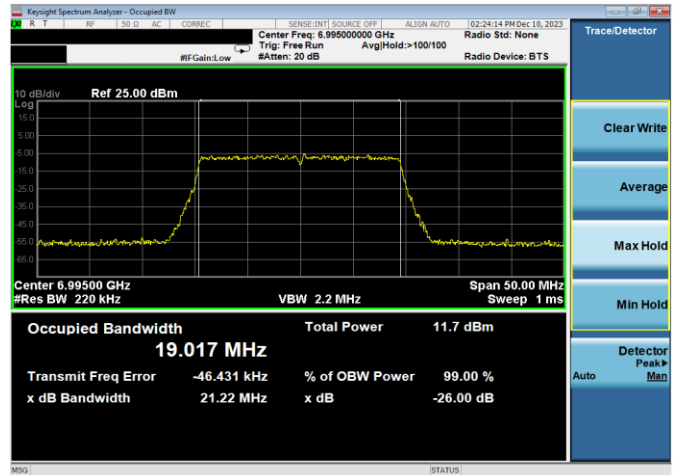
Plot 7-93. 26dB & 99% Bandwidth Plot Antenna WF2a (40MHz 802.11ax (UNII Band 7) – Ch. 155, MCS4)



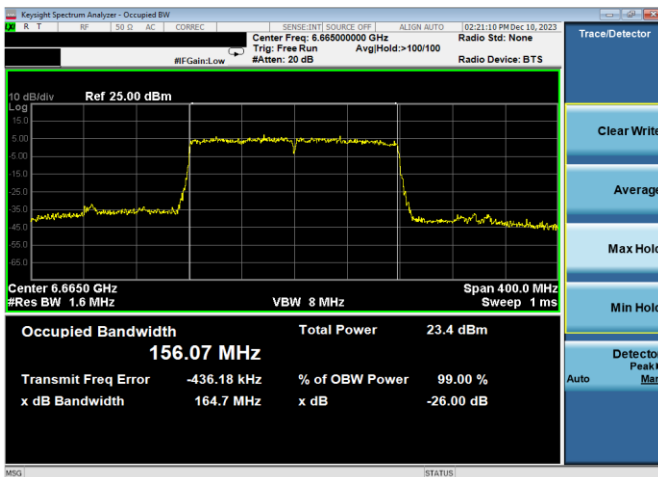
Plot 7-96. 26dB & 99% Bandwidth Plot Antenna WF2a (20MHz 802.11a (UNII Band 8) – Ch. 209, 24Mbps)



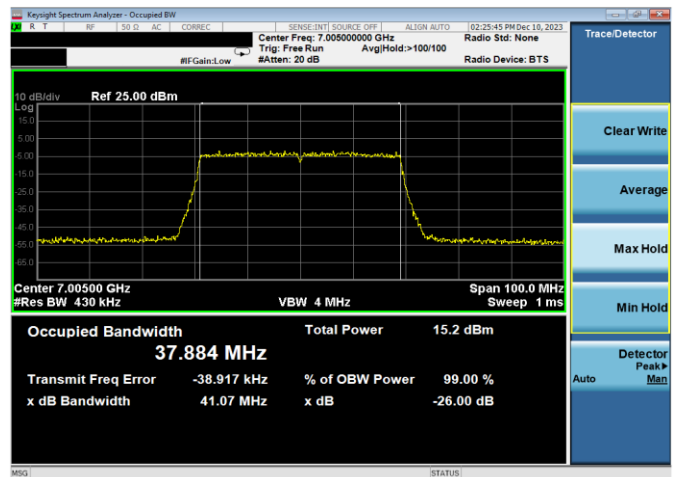
Plot 7-94. 26dB & 99% Bandwidth Plot Antenna WF2a (80MHz 802.11ax (UNII Band 7) – Ch. 151, MCS4)



Plot 7-97. 26dB & 99% Bandwidth Plot Antenna WF2a (20MHz 802.11ax (UNII Band 8) – Ch. 209, MCS4)

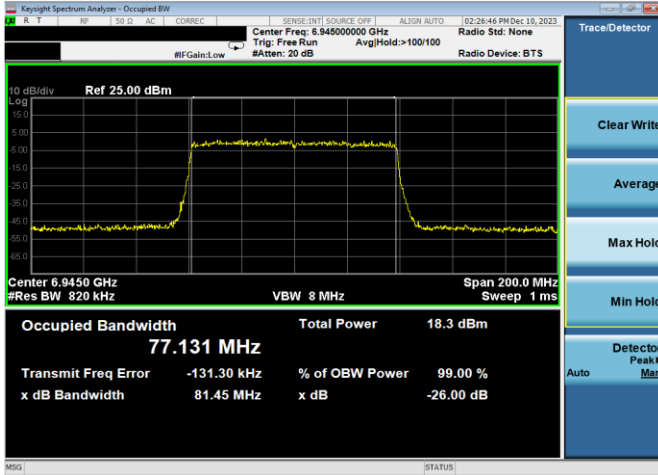


Plot 7-95. 26dB & 99% Bandwidth Plot Antenna WF2a (160MHz 802.11ax (UNII Band 7) – Ch. 143, MCS4)

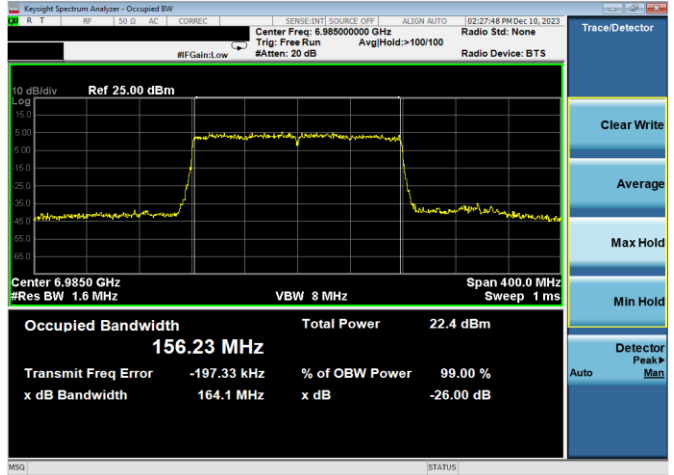


Plot 7-98. 26dB & 99% Bandwidth Plot Antenna WF2a (40MHz 802.11ax (UNII Band 8) – Ch. 211, MCS4)

FCC ID: BCGA2898 IC: 579C-A2898		MEASUREMENT REPORT (CERTIFICATION)	Approved by: Technical Manager
Test Report S/N: 1C2311270065-13-R2.BCG	Test Dates: 12/1/2023 - 04/04/2024	EUT Type: Tablet Device	Page 44 of 552



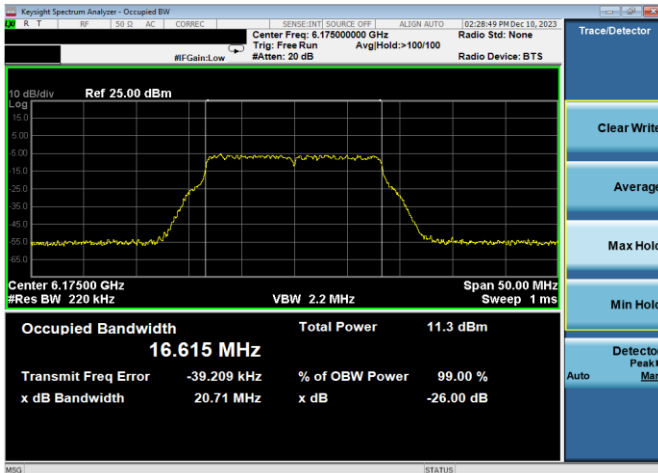
Plot 7-99. 26dB & 99% Bandwidth Plot Antenna WF2a (80MHz 802.11ax (UNII Band 8) – Ch. 199, MCS4)



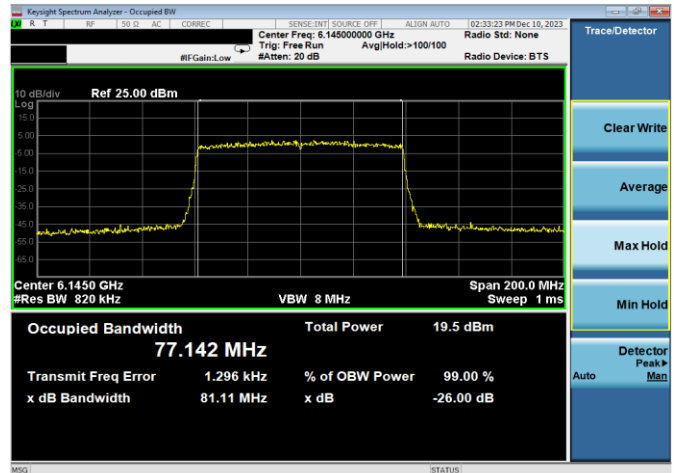
Plot 7-100. 26dB & 99% Bandwidth Plot Antenna WF2a (160MHz 802.11ax (UNII Band 8) – Ch. 207, MCS4)

FCC ID: BCGA2898 IC: 579C-A2898		MEASUREMENT REPORT (CERTIFICATION)	Approved by: Technical Manager
Test Report S/N: 1C2311270065-13-R2.BCG	Test Dates: 12/1/2023 - 04/04/2024	EUT Type: Tablet Device	Page 45 of 552

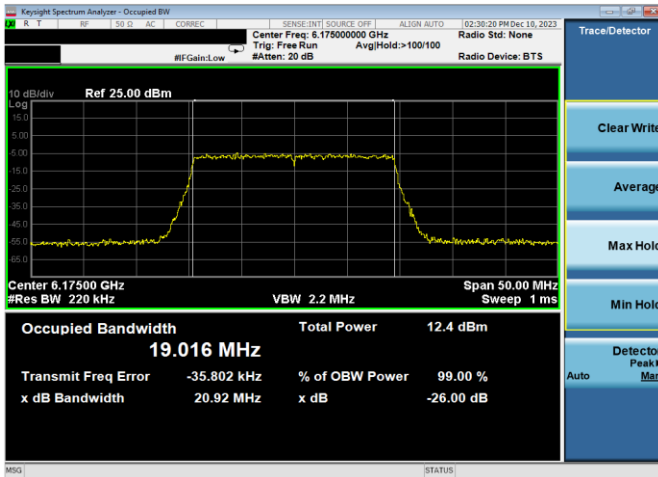
High Data Rate



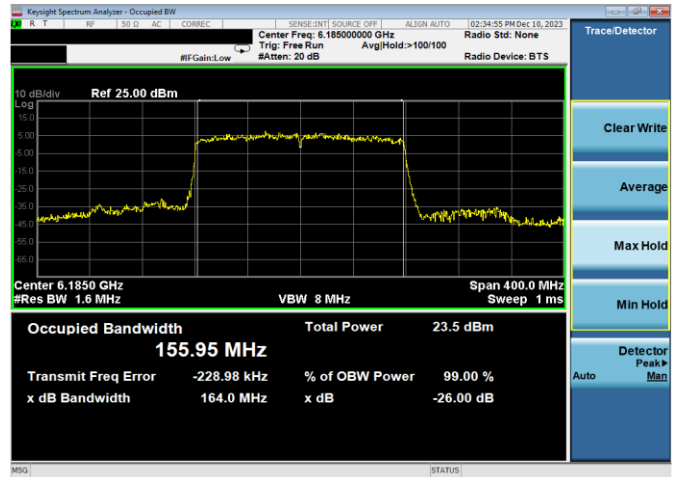
Plot 7-101. 26dB & 99% Bandwidth Plot Antenna WF2a (20MHz 802.11a (UNII Band 5) – Ch. 45, 54Mbps)



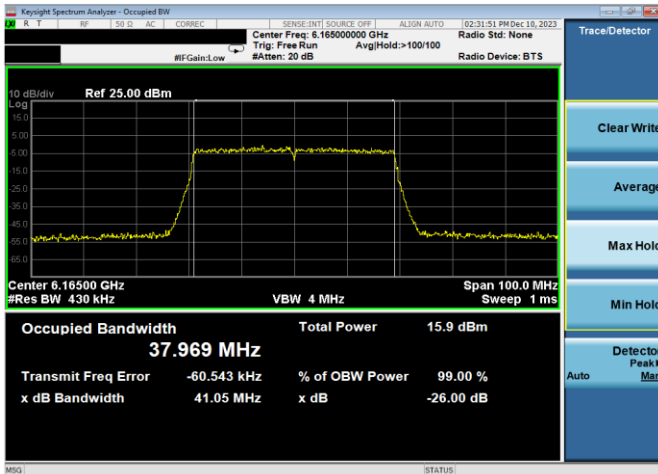
Plot 7-104. 26dB & 99% Bandwidth Plot Antenna WF2a (80MHz 802.11ax (UNII Band 5) – Ch. 39, MCS11)



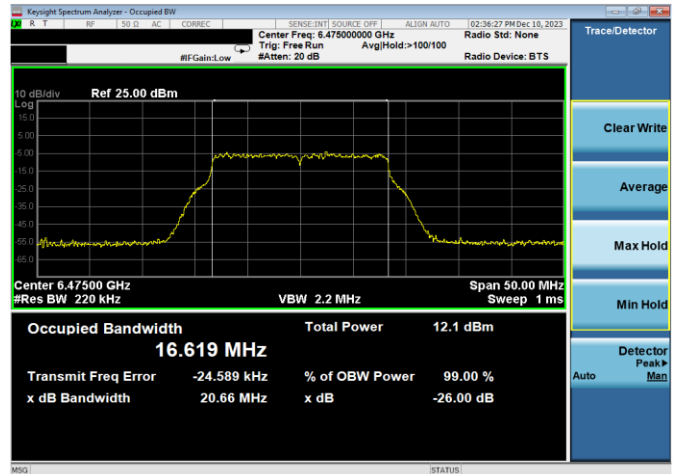
Plot 7-102. 26dB & 99% Bandwidth Plot Antenna WF2a (20MHz 802.11ax (UNII Band 5) – Ch. 45, MCS11)



Plot 7-105. 26dB & 99% Bandwidth Plot Antenna WF2a (160MHz 802.11ax (UNII Band 5) – Ch. 47, MCS11)

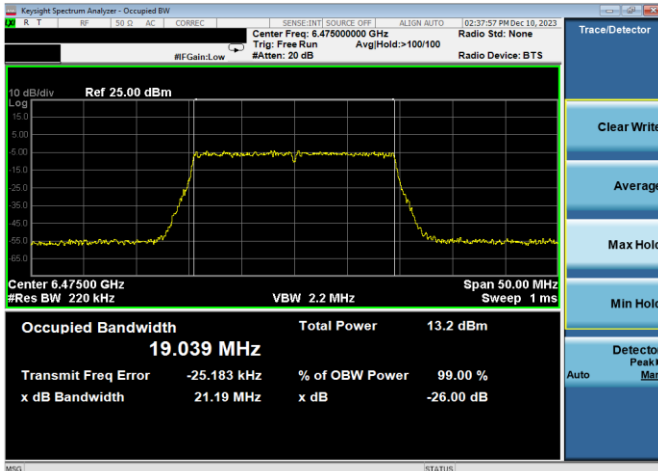


Plot 7-103. 26dB & 99% Bandwidth Plot Antenna WF2a (40MHz 802.11ax (UNII Band 5) – Ch. 43, MCS11)

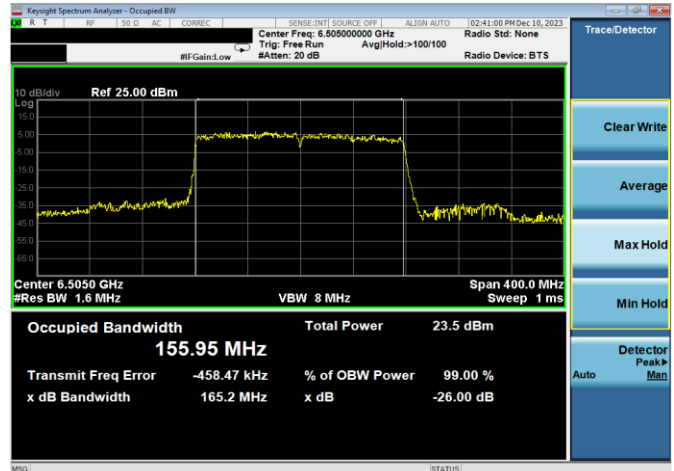


Plot 7-106. 26dB & 99% Bandwidth Plot Antenna WF2a (20MHz 802.11a (UNII Band 6) – Ch. 105, 54Mbps)

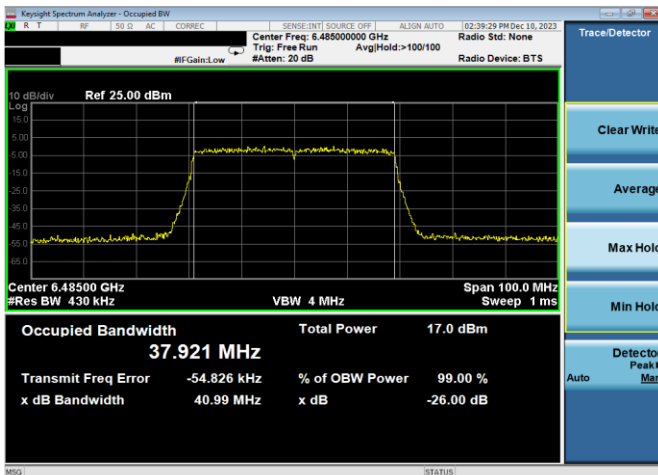
FCC ID: BCGA2898 IC: 579C-A2898		MEASUREMENT REPORT (CERTIFICATION)	Approved by: Technical Manager
Test Report S/N: 1C2311270065-13-R2.BCG	Test Dates: 12/1/2023 - 04/04/2024	EUT Type: Tablet Device	Page 46 of 552



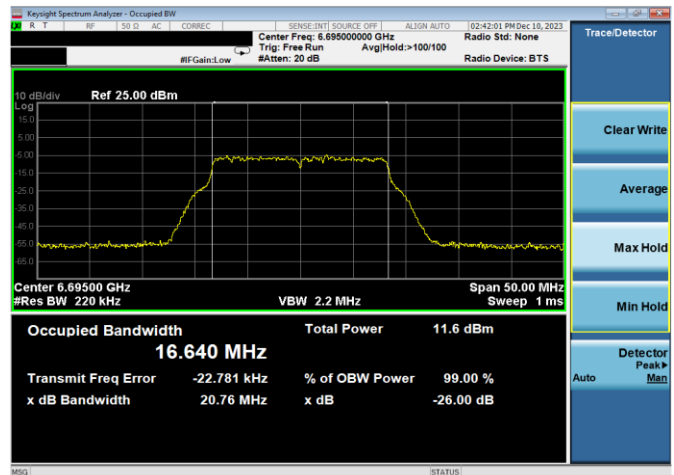
Plot 7-107. 26dB & 99% Bandwidth Plot Antenna WF2a (20MHz 802.11ax (UNII Band 6) – Ch. 105, MCS11)



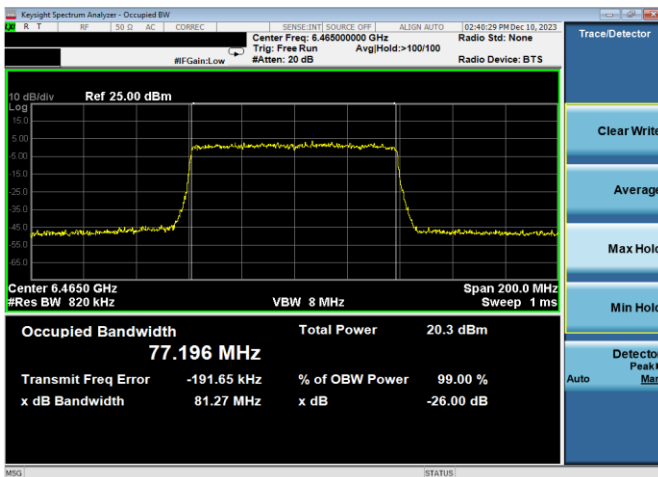
Plot 7-110. 26dB & 99% Bandwidth Plot Antenna WF2a (160MHz 802.11ax (UNII Band 6) – Ch. 111, MCS11)



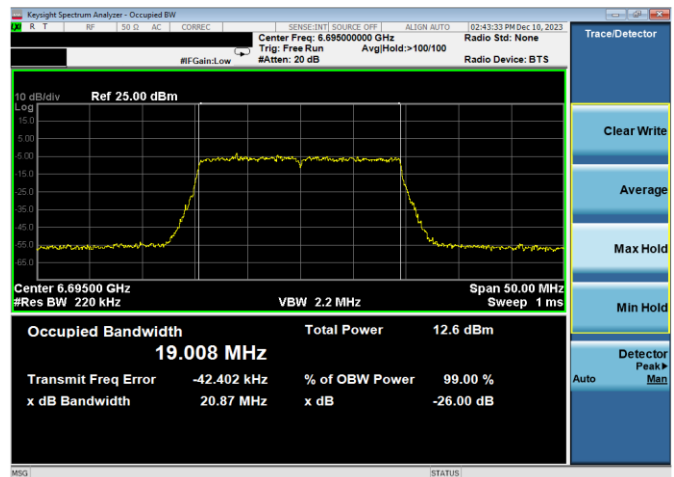
Plot 7-108. 26dB & 99% Bandwidth Plot Antenna WF2a (40MHz 802.11ax (UNII Band 6) – Ch. 107, MCS11)



Plot 7-111. 26dB & 99% Bandwidth Plot Antenna WF2a (20MHz 802.11a (UNII Band 7) – Ch. 149, 54Mbps)

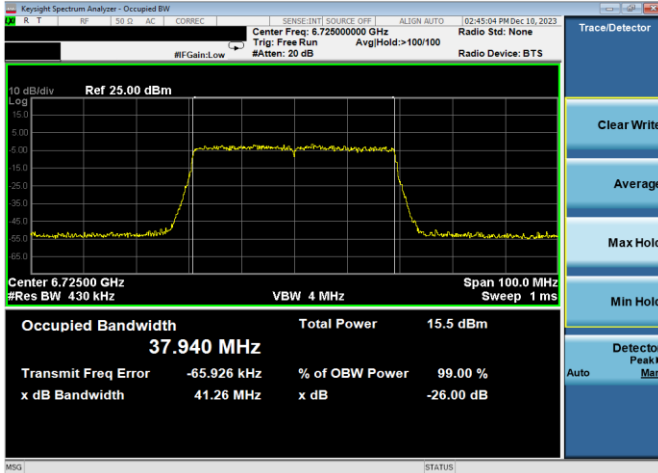


Plot 7-109. 26dB & 99% Bandwidth Plot Antenna WF2a (80MHz 802.11ax (UNII Band 6) – Ch. 103, MCS11)

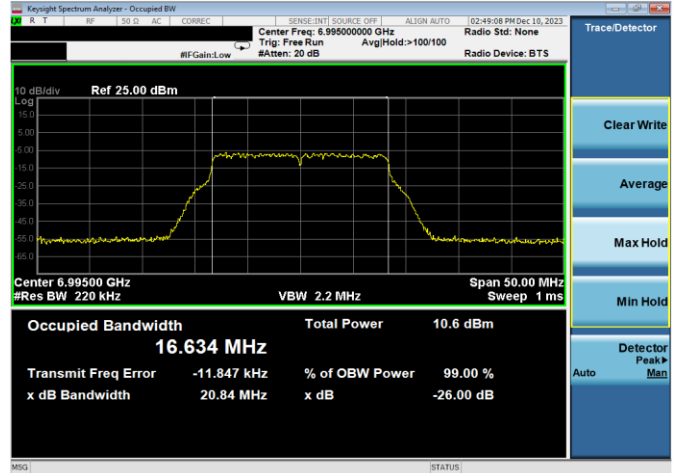


Plot 7-112. 26dB & 99% Bandwidth Plot Antenna WF2a (20MHz 802.11ax (UNII Band 7) – Ch. 149, MCS11)

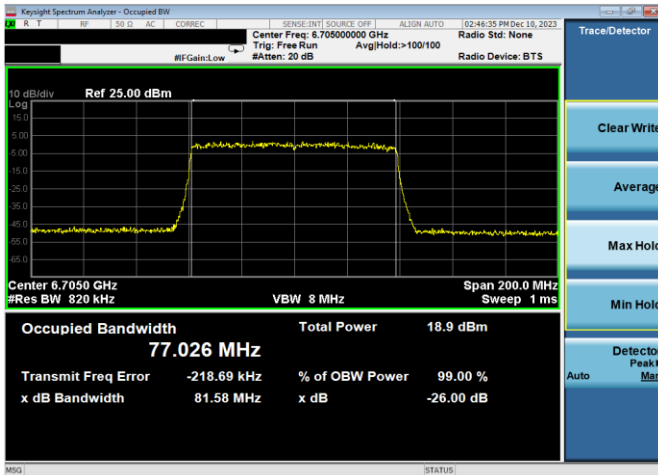
FCC ID: BCGA2898 IC: 579C-A2898		MEASUREMENT REPORT (CERTIFICATION)	Approved by: Technical Manager
Test Report S/N: 1C2311270065-13-R2.BCG	Test Dates: 12/1/2023 - 04/04/2024	EUT Type: Tablet Device	Page 47 of 552



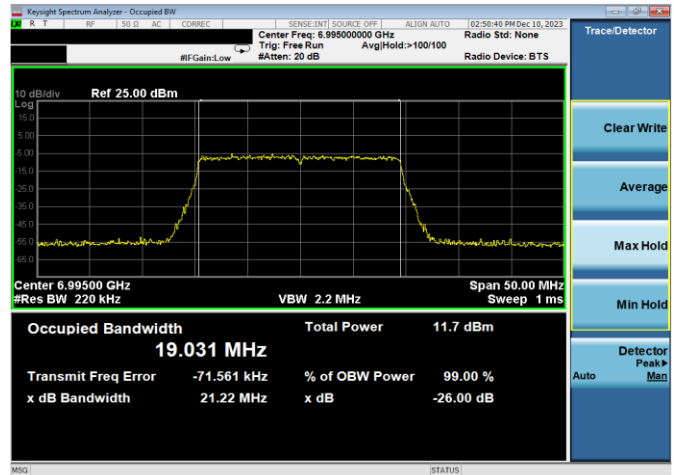
Plot 7-113. 26dB & 99% Bandwidth Plot Antenna WF2a (40MHz 802.11ax (UNII Band 7) – Ch. 155, MCS11)



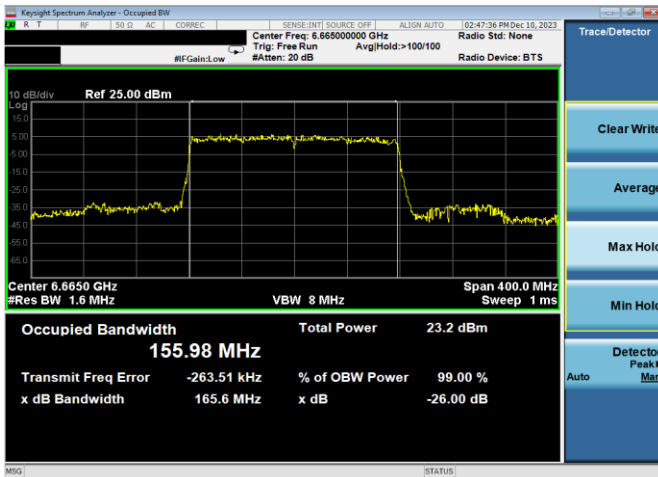
Plot 7-116. 26dB & 99% Bandwidth Plot Antenna WF2a (20MHz 802.11a (UNII Band 8) – Ch. 209, 54Mbps)



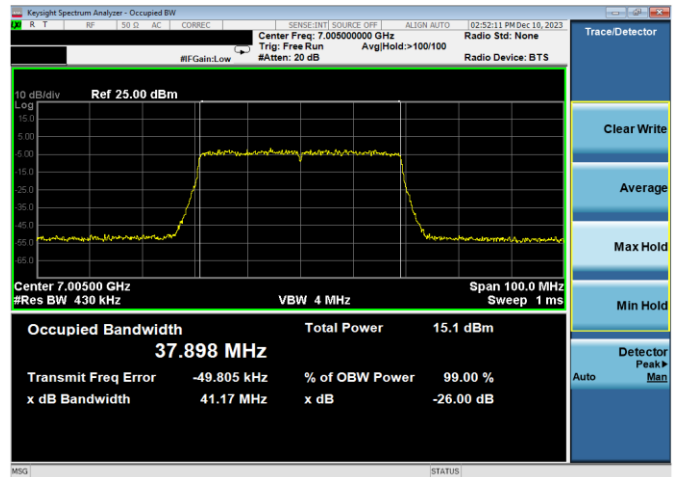
Plot 7-114. 26dB & 99% Bandwidth Plot Antenna WF2a (80MHz 802.11ax (UNII Band 7) – Ch. 151, MCS11)



Plot 7-117. 26dB & 99% Bandwidth Plot Antenna WF2a (20MHz 802.11ax (UNII Band 8) – Ch. 209, MCS11)

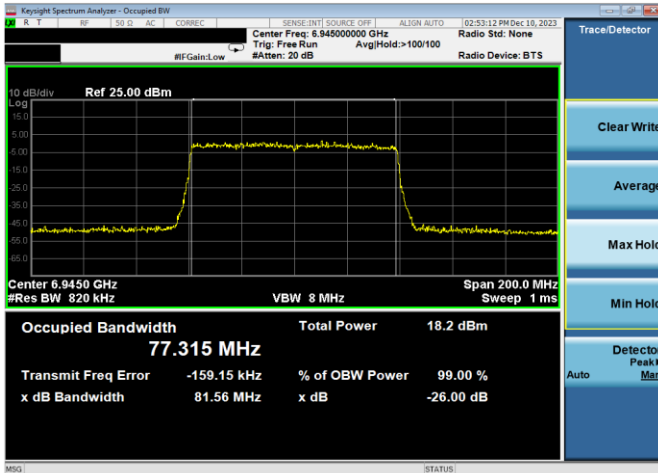


Plot 7-115. 26dB & 99% Bandwidth Plot Antenna WF2a (160MHz 802.11ax (UNII Band 7) – Ch. 143, MCS11)

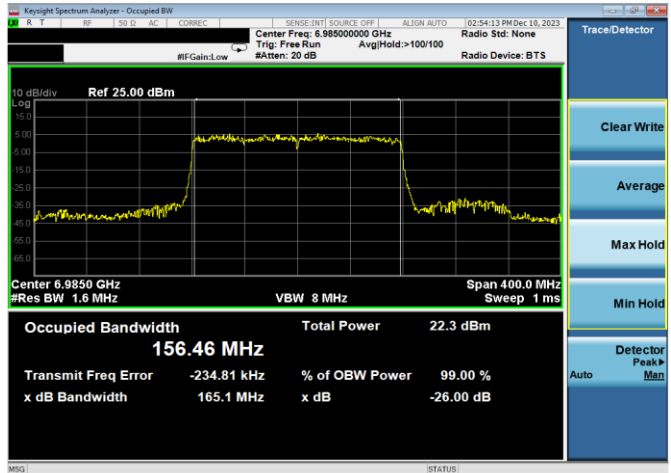


Plot 7-118. 26dB & 99% Bandwidth Plot Antenna WF2a (40MHz 802.11ax (UNII Band 8) – Ch. 211, MCS11)

FCC ID: BCGA2898 IC: 579C-A2898		MEASUREMENT REPORT (CERTIFICATION)	Approved by: Technical Manager
Test Report S/N: 1C2311270065-13-R2.BCG	Test Dates: 12/1/2023 - 04/04/2024	EUT Type: Tablet Device	Page 48 of 552



Plot 7-119. 26dB & 99% Bandwidth Plot Antenna WF2a (80MHz 802.11ax (UNII Band 8) – Ch. 199, MCS11)



Plot 7-120. 26dB & 99% Bandwidth Plot Antenna WF2a (160MHz 802.11ax (UNII Band 8) – Ch. 207, MCS11)

FCC ID: BCGA2898 IC: 579C-A2898		MEASUREMENT REPORT (CERTIFICATION)	Approved by: Technical Manager
Test Report S/N: 1C2311270065-13-R2.BCG	Test Dates: 12/1/2023 - 04/04/2024	EUT Type: Tablet Device	Page 49 of 552

7.2.3 Antenna WF7b 26dB & 99% Bandwidth Measurements

	Frequency [MHz]	Channel	802.11 MODE	Data Rate [Mbps]	Measured 99% Occupied Bandwidth [MHz]	Measured 26dB Bandwidth [MHz]	Maximum Bandwidth Limit [MHz]	Pass / Fail
Band 5	5935	1	a	12	16.70	20.67	320	Pass
	6175	45	a	12	16.64	20.81	320	Pass
	6415	93	a	12	16.70	20.79	320	Pass
	5935	1	ax (20MHz)	24/25.8 (MCS2)	19.02	21.05	320	Pass
	6175	45	ax (20MHz)	24/25.8 (MCS2)	19.01	21.06	320	Pass
	6415	93	ax (20MHz)	24/25.8 (MCS2)	19.02	20.93	320	Pass
	5695	3	ax (40MHz)	49/51.6 (MCS2)	37.93	41.42	320	Pass
	6165	43	ax (40MHz)	49/51.6 (MCS2)	37.93	41.26	320	Pass
	6405	91	ax (40MHz)	49/51.6 (MCS2)	37.90	41.41	320	Pass
	5985	7	ax (80MHz)	102/108.1 (MCS2)	77.18	81.59	320	Pass
	6145	39	ax (80MHz)	102/108.1 (MCS2)	77.15	81.06	320	Pass
	6385	87	ax (80MHz)	102/108.1 (MCS2)	77.13	81.98	320	Pass
	6025	15	ax (160MHz)	183.8/216.2 (MCS2)	156.34	164.90	320	Pass
	6185	47	ax (160MHz)	183.8/216.2 (MCS2)	156.08	164.50	320	Pass
6345	79	ax (160MHz)	183.8/216.2 (MCS2)	156.22	164.30	320	Pass	
Band 6	6435	97	a	12	16.68	20.88	320	Pass
	6475	105	a	12	16.68	20.87	320	Pass
	6515	113	a	12	16.71	20.81	320	Pass
	6345	97	ax (20MHz)	24/25.8 (MCS2)	18.99	21.23	320	Pass
	6475	105	ax (20MHz)	24/25.8 (MCS2)	19.05	20.94	320	Pass
	6515	113	ax (20MHz)	24/25.8 (MCS2)	19.01	21.41	320	Pass
	6445	99	ax (40MHz)	49/51.6 (MCS2)	37.94	41.49	320	Pass
	6485	107	ax (40MHz)	49/51.6 (MCS2)	37.90	41.25	320	Pass
	6525	115	ax (40MHz)	49/51.6 (MCS2)	37.91	41.38	320	Pass
	6465	103	ax (80MHz)	102/108.1 (MCS2)	77.12	81.11	320	Pass
	6505	111	ax (160MHz)	183.8/216.2 (MCS2)	156.38	164.60	320	Pass
	6535	117	a	12	16.68	20.89	320	Pass
	6695	149	a	12	16.68	20.73	320	Pass
	6875	185	a	12	16.69	20.68	320	Pass
Band 7	6535	117	ax (20MHz)	24/25.8 (MCS2)	19.01	21.15	320	Pass
	6695	149	ax (20MHz)	24/25.8 (MCS2)	19.05	21.07	320	Pass
	6875	185	ax (20MHz)	24/25.8 (MCS2)	19.00	21.21	320	Pass
	6565	123	ax (40MHz)	49/51.6 (MCS2)	37.90	41.43	320	Pass
	6725	155	ax (40MHz)	49/51.6 (MCS2)	37.88	41.16	320	Pass
	6885	179	ax (40MHz)	49/51.6 (MCS2)	37.96	41.27	320	Pass
	6545	119	ax (80MHz)	102/108.1 (MCS2)	77.22	81.73	320	Pass
	6705	151	ax (80MHz)	102/108.1 (MCS2)	77.15	81.79	320	Pass
	6865	183	ax (80MHz)	102/108.1 (MCS2)	77.27	81.33	320	Pass
	6665	143	ax (160MHz)	183.8/216.2 (MCS2)	156.03	164.90	320	Pass
	6825	175	ax (160MHz)	183.8/216.2 (MCS2)	156.42	164.10	320	Pass
	6895	189	a	12	16.69	20.74	320	Pass
	6995	209	a	12	16.64	20.74	320	Pass
	7115	233	a	12	16.70	20.80	320	Pass
Band 8	6895	189	ax (20MHz)	24/25.8 (MCS2)	19.03	21.20	320	Pass
	6995	209	ax (20MHz)	24/25.8 (MCS2)	19.04	21.00	320	Pass
	7115	233	ax (20MHz)	24/25.8 (MCS2)	18.96	21.17	320	Pass
	6925	187	ax (40MHz)	49/51.6 (MCS2)	37.89	41.29	320	Pass
	7005	211	ax (40MHz)	49/51.6 (MCS2)	37.95	41.48	320	Pass
	7085	227	ax (40MHz)	49/51.6 (MCS2)	37.90	40.85	320	Pass
	6945	199	ax (80MHz)	102/108.1 (MCS2)	77.26	81.69	320	Pass
	7025	215	ax (80MHz)	102/108.1 (MCS2)	77.14	81.59	320	Pass
	6985	207	ax (160MHz)	183.8/216.2 (MCS2)	156.42	165.20	320	Pass

Table 7-8. Conducted Bandwidth Measurements Antenna WF7b (Low Data Rate)

FCC ID: BCGA2898 IC: 579C-A2898		MEASUREMENT REPORT (CERTIFICATION)	Approved by: Technical Manager
Test Report S/N: 1C2311270065-13-R2.BCG	Test Dates: 12/1/2023 - 04/04/2024	EUT Type: Tablet Device	Page 50 of 552

	Frequency [MHz]	Channel	802.11 MODE	Data Rate [MHz]	Measured 99% Occupied Bandwidth [MHz]	Measured 26dB Bandwidth [MHz]	Maximum Bandwidth Limit [MHz]	Pass / Fail
Band 5	5935	1	a	24	16.64	20.84	320	Pass
	6175	45	a	24	16.65	20.84	320	Pass
	6415	93	a	24	16.63	20.80	320	Pass
	5935	1	ax (20MHz)	49/51.6 (MCS4)	19.02	21.21	320	Pass
	6175	45	ax (20MHz)	49/51.6 (MCS4)	19.02	20.95	320	Pass
	6415	93	ax (20MHz)	49/51.6 (MCS4)	19.00	20.97	320	Pass
	5965	3	ax (40MHz)	98/103.2 (MCS4)	37.90	41.25	320	Pass
	6165	43	ax (40MHz)	98/103.2 (MCS4)	37.93	41.00	320	Pass
	6405	91	ax (40MHz)	98/103.2 (MCS4)	37.97	41.50	320	Pass
	5985	7	ax (80MHz)	204/216.2 (MCS4)	77.21	81.32	320	Pass
	6145	39	ax (80MHz)	204/216.2 (MCS4)	77.10	81.52	320	Pass
	6385	87	ax (80MHz)	204/216.2 (MCS4)	77.14	81.44	320	Pass
	6025	15	ax (160MHz)	367.5/432.4 (MCS4)	155.99	164.10	320	Pass
	6185	47	ax (160MHz)	367.5/432.4 (MCS4)	156.19	164.20	320	Pass
6345	79	ax (160MHz)	367.5/432.4 (MCS4)	156.31	164.40	320	Pass	
Band 6	6435	97	a	24	16.66	20.86	320	Pass
	6475	105	a	24	16.66	20.85	320	Pass
	6515	113	a	24	16.67	20.98	320	Pass
	6435	97	ax (20MHz)	49/51.6 (MCS4)	19.01	21.03	320	Pass
	6475	105	ax (20MHz)	49/51.6 (MCS4)	18.98	21.08	320	Pass
	6515	113	ax (20MHz)	49/51.6 (MCS4)	19.00	21.29	320	Pass
	6445	99	ax (40MHz)	98/103.2 (MCS4)	37.87	41.10	320	Pass
	6485	107	ax (40MHz)	98/103.2 (MCS4)	37.92	41.32	320	Pass
	6525	115	ax (40MHz)	98/103.2 (MCS4)	37.92	41.23	320	Pass
	6465	103	ax (80MHz)	204/216.2 (MCS4)	77.25	81.16	320	Pass
6505	111	ax (160MHz)	367.5/432.4 (MCS4)	156.17	165.20	320	Pass	
Band 7	6535	117	a	24	16.65	20.87	320	Pass
	6695	149	a	24	16.67	20.83	320	Pass
	6875	185	a	24	16.67	20.82	320	Pass
	6535	117	ax (20MHz)	49/51.6 (MCS4)	19.03	21.16	320	Pass
	6695	149	ax (20MHz)	49/51.6 (MCS4)	19.01	20.89	320	Pass
	6875	185	ax (20MHz)	49/51.6 (MCS4)	19.02	20.98	320	Pass
	6565	123	ax (40MHz)	98/103.2 (MCS4)	37.88	41.00	320	Pass
	6725	155	ax (40MHz)	98/103.2 (MCS4)	37.90	41.16	320	Pass
	6885	179	ax (40MHz)	98/103.2 (MCS4)	37.86	41.24	320	Pass
	6545	119	ax (80MHz)	204/216.2 (MCS4)	77.10	81.65	320	Pass
	6705	151	ax (80MHz)	204/216.2 (MCS4)	77.09	81.28	320	Pass
	6865	183	ax (80MHz)	204/216.2 (MCS4)	77.21	81.62	320	Pass
	6665	143	ax (160MHz)	367.5/432.4 (MCS4)	156.12	164.10	320	Pass
	6825	175	ax (160MHz)	367.5/432.4 (MCS4)	156.13	164.70	320	Pass
Band 8	6895	189	a	24	16.65	20.69	320	Pass
	6995	209	a	24	16.67	20.79	320	Pass
	7115	233	a	24	16.65	20.61	320	Pass
	6895	189	ax (20MHz)	49/51.6 (MCS4)	19.02	21.10	320	Pass
	6995	209	ax (20MHz)	49/51.6 (MCS4)	19.01	21.07	320	Pass
	7115	233	ax (20MHz)	49/51.6 (MCS4)	19.01	21.18	320	Pass
	6885	187	ax (40MHz)	98/103.2 (MCS4)	37.94	41.50	320	Pass
	7005	211	ax (40MHz)	98/103.2 (MCS4)	37.88	41.16	320	Pass
	7085	227	ax (40MHz)	98/103.2 (MCS4)	37.91	41.14	320	Pass
	6945	199	ax (80MHz)	204/216.2 (MCS4)	77.18	81.66	320	Pass
	7025	215	ax (80MHz)	204/216.2 (MCS4)	77.31	81.48	320	Pass
	6985	207	ax (160MHz)	367.5/432.4 (MCS4)	156.18	164.10	320	Pass

Table 7-9. Conducted Bandwidth Measurements Antenna WF7b (Mid Data Rate)

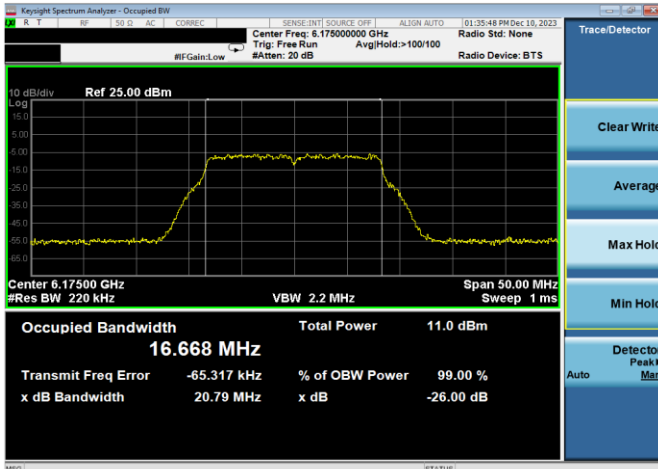
FCC ID: BCGA2898 IC: 579C-A2898		MEASUREMENT REPORT (CERTIFICATION)	Approved by: Technical Manager
Test Report S/N: 1C2311270065-13-R2.BCG	Test Dates: 12/1/2023 - 04/04/2024	EUT Type: Tablet Device	Page 51 of 552

	Frequency [MHz]	Channel	802.11 MODE	Data Rate [MHz]	Measured 99% Occupied Bandwidth [MHz]	Measured 26dB Bandwidth [MHz]	Maximum Bandwidth Limit [MHz]	Pass / Fail
Band 5	5935	1	a	54	16.66	20.71	320	Pass
	6175	45	a	54	16.64	20.60	320	Pass
	6415	93	a	54	16.61	20.58	320	Pass
	5935	1	ax (20MHz)	135/143.4 (MCS11)	19.00	20.90	320	Pass
	6175	45	ax (20MHz)	135/143.4 (MCS11)	19.00	21.18	320	Pass
	6415	93	ax (20MHz)	135/143.4 (MCS11)	19.02	21.03	320	Pass
	5965	3	ax (40MHz)	271/286.8 (MCS11)	37.88	41.32	320	Pass
	6165	43	ax (40MHz)	271/286.8 (MCS11)	37.86	41.07	320	Pass
	6405	91	ax (40MHz)	271/286.8 (MCS11)	37.92	41.20	320	Pass
	5985	7	ax (80MHz)	567/600.5 (MCS11)	77.20	81.79	320	Pass
	6145	39	ax (80MHz)	567/600.5 (MCS11)	77.16	81.26	320	Pass
	6385	87	ax (80MHz)	567/600.5 (MCS11)	77.23	81.47	320	Pass
	6025	15	ax (160MHz)	1020.8/1201 (MCS11)	156.09	164.40	320	Pass
6185	47	ax (160MHz)	1020.8/1201 (MCS11)	156.16	164.30	320	Pass	
6345	79	ax (160MHz)	1020.8/1201 (MCS11)	155.85	164.20	320	Pass	
Band 6	6435	97	a	54	16.64	20.61	320	Pass
	6475	105	a	54	16.65	20.63	320	Pass
	6515	113	a	54	16.58	20.47	320	Pass
	6435	97	ax (20MHz)	135/143.4 (MCS11)	19.02	21.19	320	Pass
	6475	105	ax (20MHz)	135/143.4 (MCS11)	19.03	21.17	320	Pass
	6515	113	ax (20MHz)	135/143.4 (MCS11)	18.99	21.19	320	Pass
	6445	99	ax (40MHz)	271/286.8 (MCS11)	37.88	41.09	320	Pass
	6485	107	ax (40MHz)	271/286.8 (MCS11)	37.86	41.22	320	Pass
	6525	115	ax (40MHz)	271/286.8 (MCS11)	37.88	41.23	320	Pass
	6465	103	ax (80MHz)	567/600.5 (MCS11)	77.22	81.56	320	Pass
6505	111	ax (160MHz)	1020.8/1201 (MCS11)	156.45	164.80	320	Pass	
Band 7	6535	117	a	54	16.57	20.73	320	Pass
	6695	149	a	54	16.62	20.66	320	Pass
	6875	185	a	54	16.65	20.59	320	Pass
	6535	117	ax (20MHz)	135/143.4 (MCS11)	19.02	21.03	320	Pass
	6695	149	ax (20MHz)	135/143.4 (MCS11)	18.98	21.32	320	Pass
	6875	185	ax (20MHz)	135/143.4 (MCS11)	19.01	20.97	320	Pass
	6565	123	ax (40MHz)	271/286.8 (MCS11)	37.92	41.26	320	Pass
	6725	155	ax (40MHz)	271/286.8 (MCS11)	37.91	41.31	320	Pass
	6885	179	ax (40MHz)	271/286.8 (MCS11)	37.95	41.08	320	Pass
	6545	119	ax (80MHz)	567/600.5 (MCS11)	77.09	81.30	320	Pass
	6705	151	ax (80MHz)	567/600.5 (MCS11)	77.07	81.07	320	Pass
	6865	183	ax (80MHz)	567/600.5 (MCS11)	77.01	81.35	320	Pass
	6665	143	ax (160MHz)	1020.8/1201 (MCS11)	156.18	164.80	320	Pass
6825	175	ax (160MHz)	1020.8/1201 (MCS11)	156.03	164.70	320	Pass	
Band 8	6895	189	a	54	16.63	20.68	320	Pass
	6995	209	a	54	16.64	20.69	320	Pass
	7115	233	a	54	16.61	20.68	320	Pass
	6895	189	ax (20MHz)	135/143.4 (MCS11)	19.01	20.99	320	Pass
	6995	209	ax (20MHz)	135/143.4 (MCS11)	19.02	21.24	320	Pass
	7115	233	ax (20MHz)	135/143.4 (MCS11)	19.04	21.03	320	Pass
	6885	187	ax (40MHz)	271/286.8 (MCS11)	37.94	40.95	320	Pass
	7005	211	ax (40MHz)	271/286.8 (MCS11)	37.84	41.38	320	Pass
	7085	227	ax (40MHz)	271/286.8 (MCS11)	37.92	41.35	320	Pass
	6945	199	ax (80MHz)	567/600.5 (MCS11)	77.21	81.15	320	Pass
	7025	215	ax (80MHz)	567/600.5 (MCS11)	77.20	81.43	320	Pass
6985	207	ax (160MHz)	1020.8/1201 (MCS11)	156.31	164.70	320	Pass	

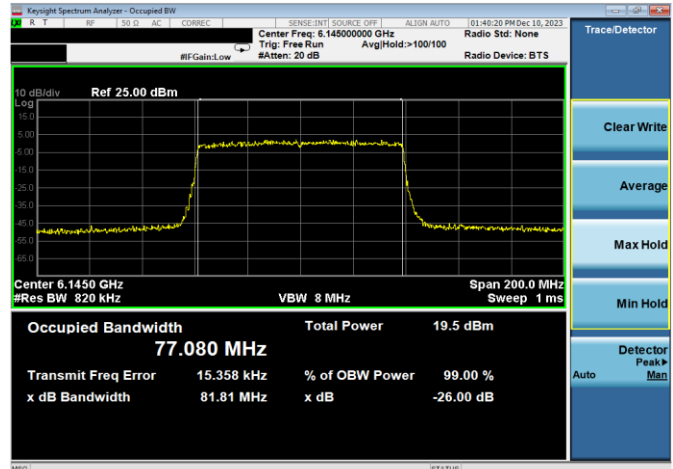
Table 7-10. Conducted Bandwidth Measurements Antenna WF7b (High Data Rate)

FCC ID: BCGA2898 IC: 579C-A2898		MEASUREMENT REPORT (CERTIFICATION)	Approved by: Technical Manager
Test Report S/N: 1C2311270065-13-R2.BCG	Test Dates: 12/1/2023 - 04/04/2024	EUT Type: Tablet Device	Page 52 of 552

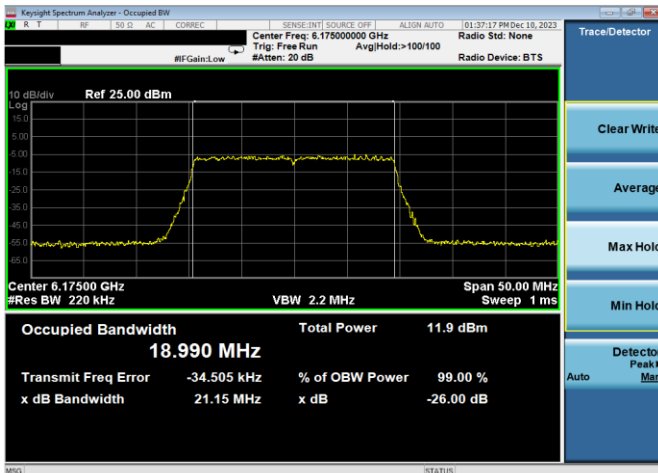
Low Data Rate



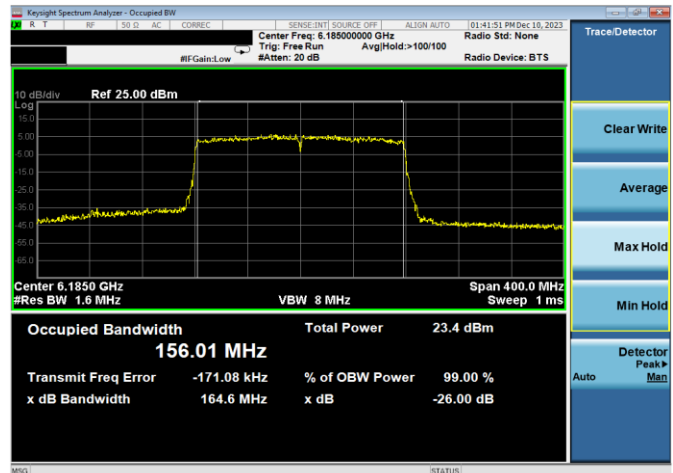
Plot 7-121. 26dB & 99% Bandwidth Plot Antenna WF7b (20MHz 802.11a (UNII Band 5) – Ch. 45, 12Mbps)



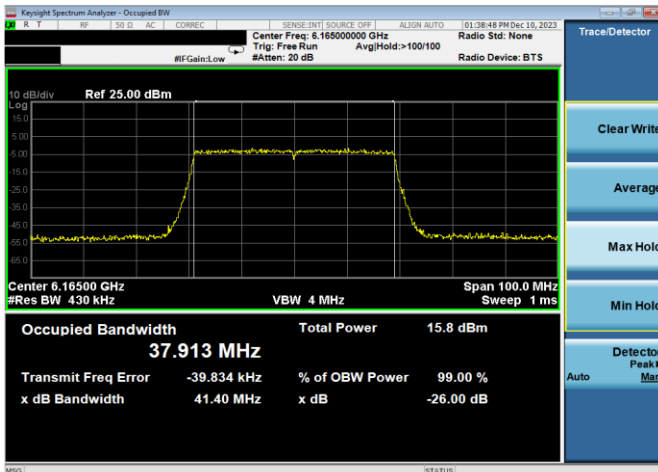
Plot 7-124. 26dB & 99% Bandwidth Plot Antenna WF7b (80MHz 802.11ax (UNII Band 5) – Ch. 39, MCS2)



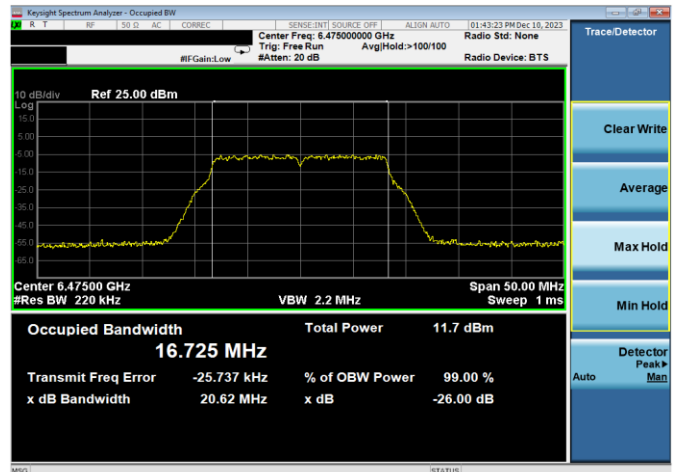
Plot 7-122. 26dB & 99% Bandwidth Plot Antenna WF7b (20MHz 802.11ax (UNII Band 5) – Ch. 45, MCS2)



Plot 7-125. 26dB & 99% Bandwidth Plot Antenna WF7b (160MHz 802.11ax (UNII Band 5) – Ch. 47, MCS2)

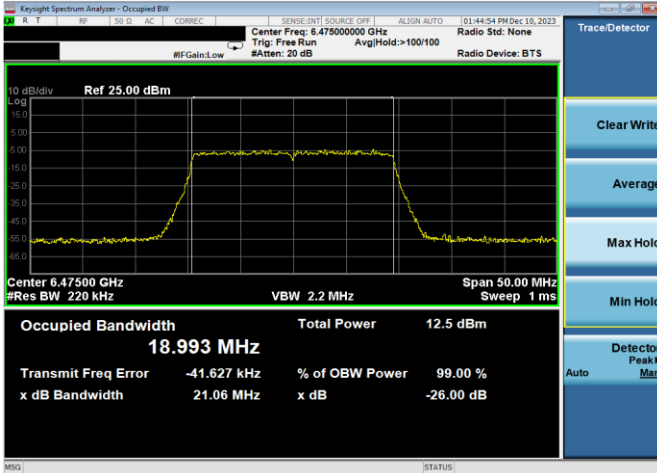


Plot 7-123. 26dB & 99% Bandwidth Plot Antenna WF7b (40MHz 802.11ax (UNII Band 5) – Ch. 43, MCS2)

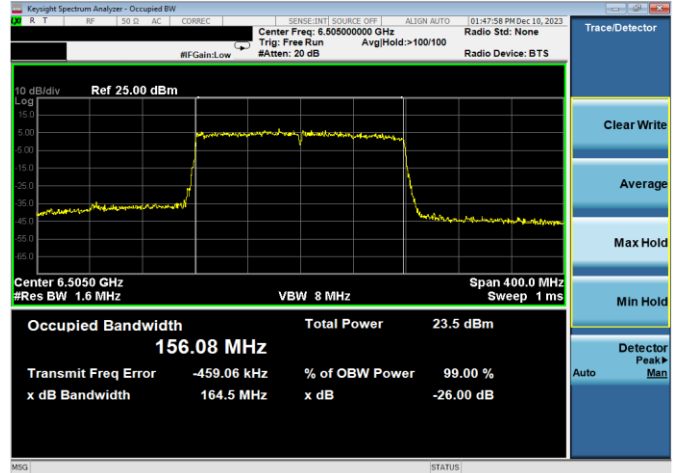


Plot 7-126. 26dB & 99% Bandwidth Plot Antenna WF7b (20MHz 802.11a (UNII Band 6) – Ch. 105, 12Mbps)

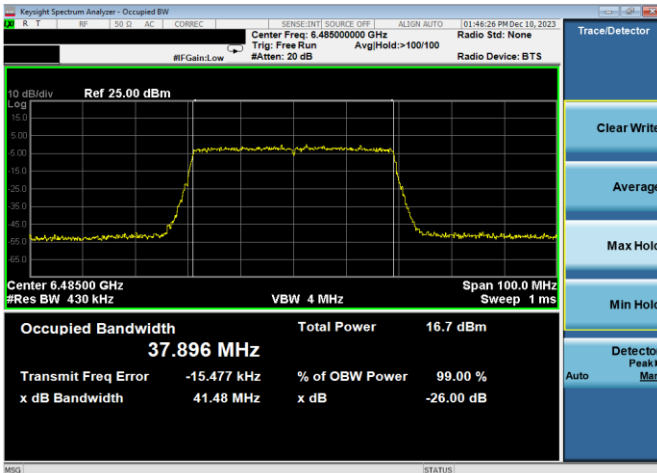
FCC ID: BCGA2898 IC: 579C-A2898		MEASUREMENT REPORT (CERTIFICATION)	Approved by: Technical Manager
Test Report S/N: 1C2311270065-13-R2.BCG	Test Dates: 12/1/2023 - 04/04/2024	EUT Type: Tablet Device	Page 53 of 552



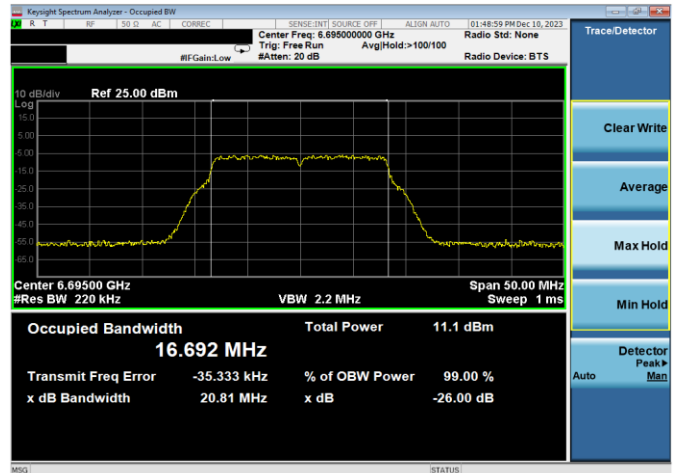
Plot 7-127. 26dB & 99% Bandwidth Plot Antenna WF7b (20MHz 802.11ax (UNII Band 6) – Ch. 105, MCS2)



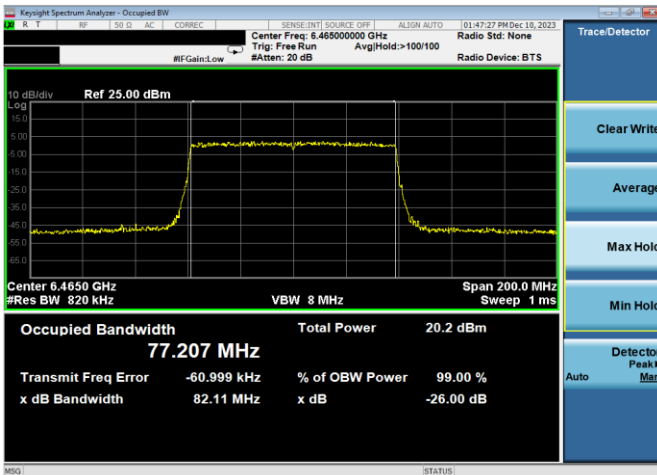
Plot 7-130. 26dB & 99% Bandwidth Plot Antenna WF7b (160MHz 802.11ax (UNII Band 6) – Ch. 111, MCS2)



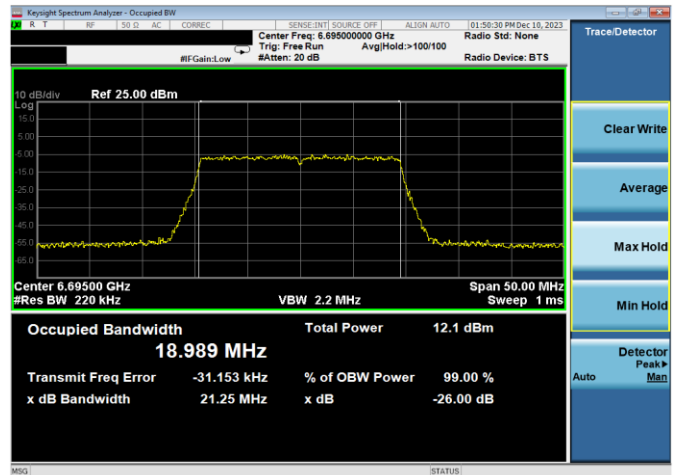
Plot 7-128. 26dB & 99% Bandwidth Plot Antenna WF7b (40MHz 802.11ax (UNII Band 6) – Ch. 107, MCS2)



Plot 7-131. 26dB & 99% Bandwidth Plot Antenna WF7b (20MHz 802.11a (UNII Band 7) – Ch. 149, 12Mbps)

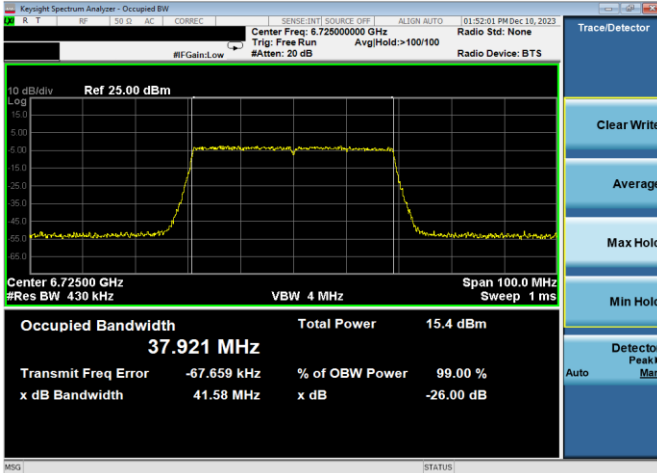


Plot 7-129. 26dB & 99% Bandwidth Plot Antenna WF7b (80MHz 802.11ax (UNII Band 6) – Ch. 103, MCS2)

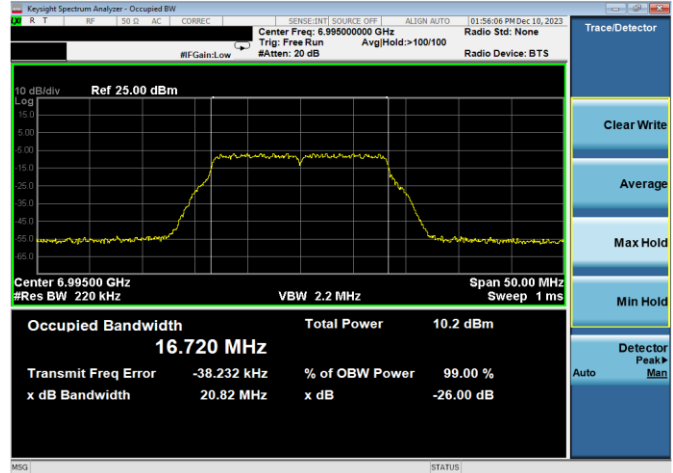


Plot 7-132. 26dB & 99% Bandwidth Plot Antenna WF7b (20MHz 802.11ax (UNII Band 7) – Ch. 149, MCS2)

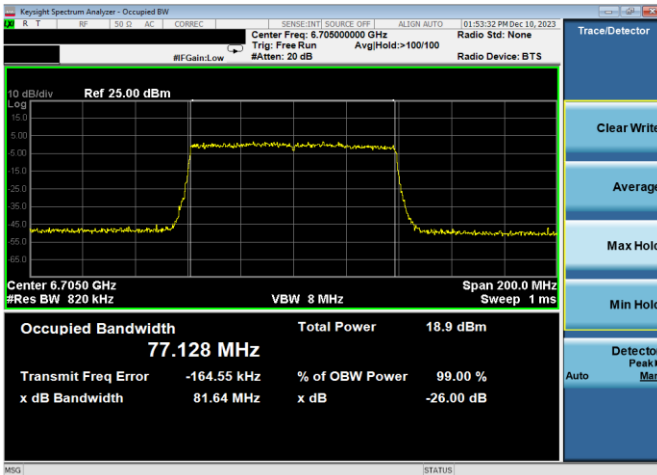
FCC ID: BCGA2898 IC: 579C-A2898		MEASUREMENT REPORT (CERTIFICATION)	Approved by: Technical Manager
Test Report S/N: 1C2311270065-13-R2.BCG	Test Dates: 12/1/2023 - 04/04/2024	EUT Type: Tablet Device	Page 54 of 552



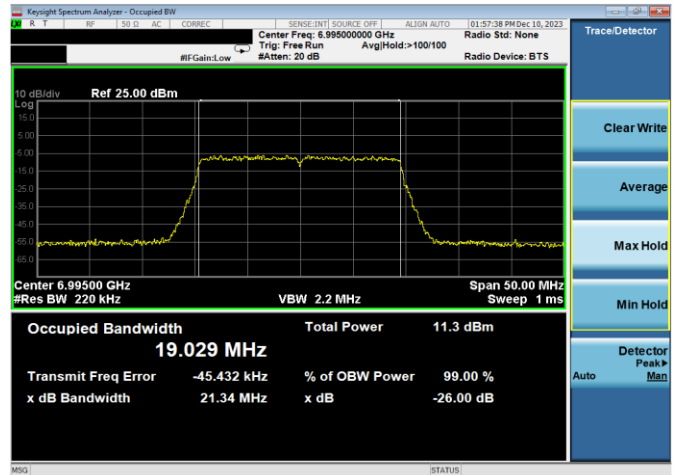
Plot 7-133. 26dB & 99% Bandwidth Plot Antenna WF7b (40MHz 802.11ax (UNII Band 7) – Ch. 155, MCS2)



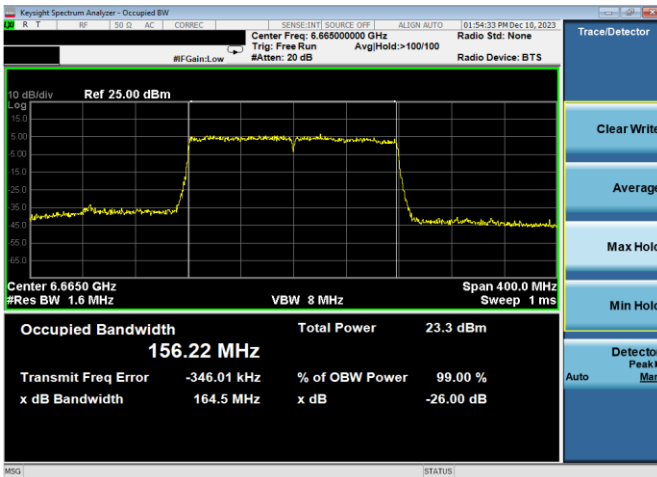
Plot 7-136. 26dB & 99% Bandwidth Plot Antenna WF7b (20MHz 802.11a (UNII Band 8) – Ch. 209, 12Mbps)



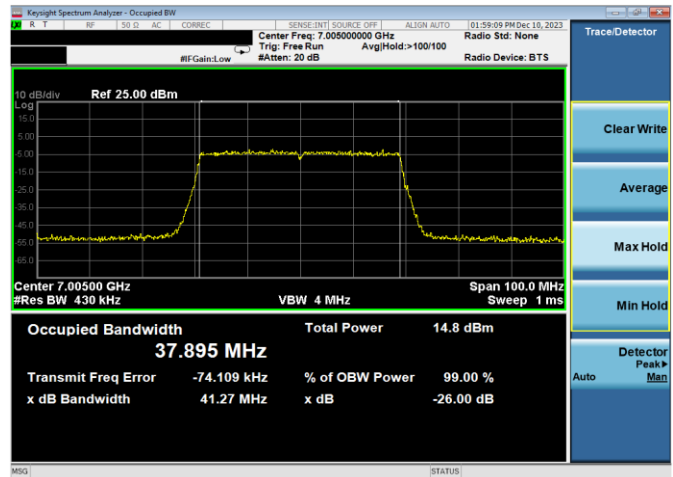
Plot 7-134. 26dB & 99% Bandwidth Plot Antenna WF7b (80MHz 802.11ax (UNII Band 7) – Ch. 151, MCS2)



Plot 7-137. 26dB & 99% Bandwidth Plot Antenna WF7b (20MHz 802.11ax (UNII Band 8) – Ch. 209, MCS2)

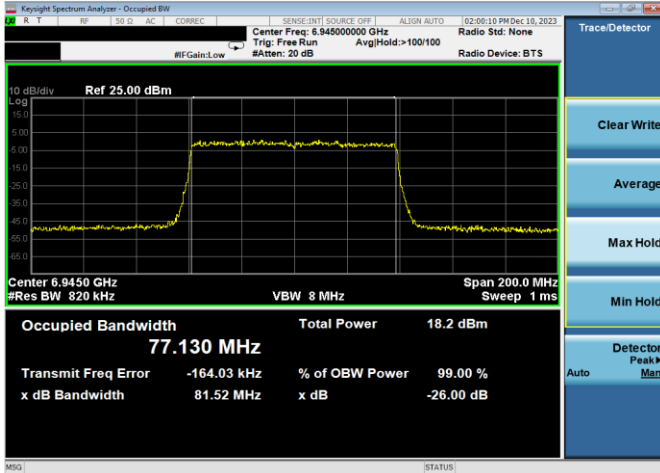


Plot 7-135. 26dB & 99% Bandwidth Plot Antenna WF7b (160MHz 802.11ax (UNII Band 7) – Ch. 143, MCS2)

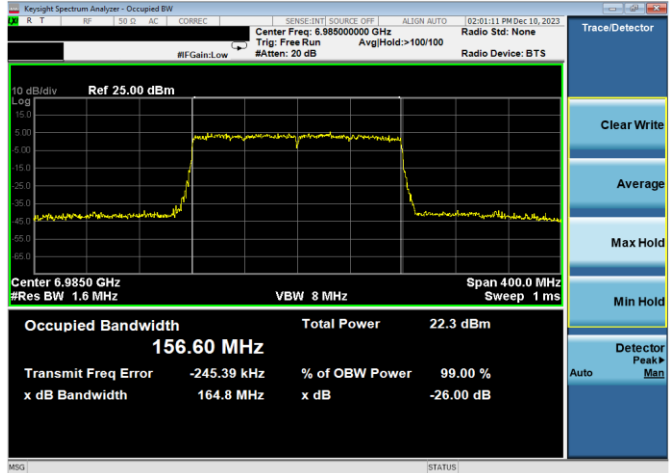


Plot 7-138. 26dB & 99% Bandwidth Plot Antenna WF7b (40MHz 802.11ax (UNII Band 8) – Ch. 211, MCS2)

FCC ID: BCGA2898 IC: 579C-A2898		MEASUREMENT REPORT (CERTIFICATION)	Approved by: Technical Manager
Test Report S/N: 1C2311270065-13-R2.BCG	Test Dates: 12/1/2023 - 04/04/2024	EUT Type: Tablet Device	Page 55 of 552



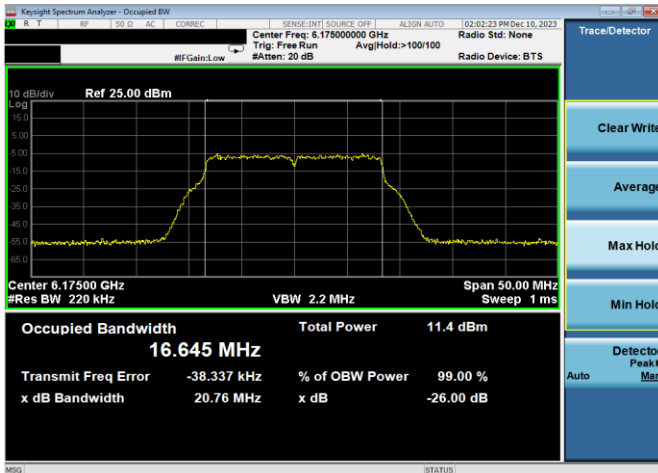
Plot 7-139. 26dB & 99% Bandwidth Plot Antenna WF7b (80MHz 802.11ax (UNII Band 8) – Ch. 199, MCS2)



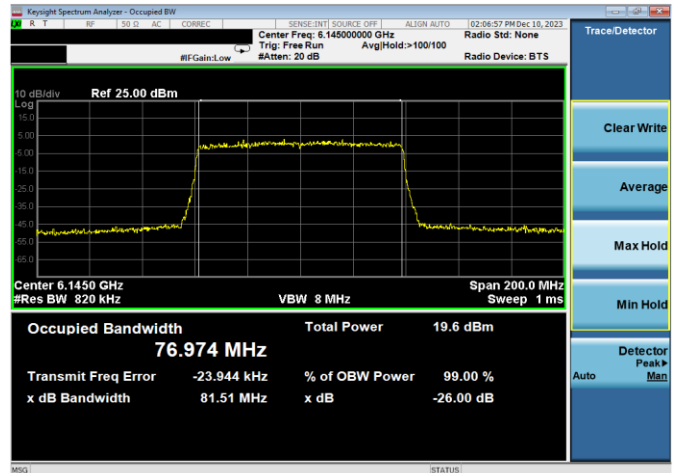
Plot 7-140. 26dB & 99% Bandwidth Plot Antenna WF7b (160MHz 802.11ax (UNII Band 8) – Ch. 207, MCS2)

FCC ID: BCGA2898 IC: 579C-A2898		MEASUREMENT REPORT (CERTIFICATION)	Approved by: Technical Manager
Test Report S/N: 1C2311270065-13-R2.BCG	Test Dates: 12/1/2023 - 04/04/2024	EUT Type: Tablet Device	Page 56 of 552

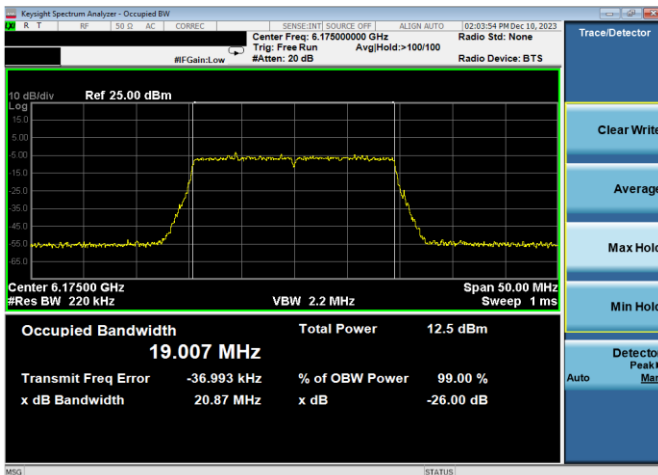
Mid Data Rate



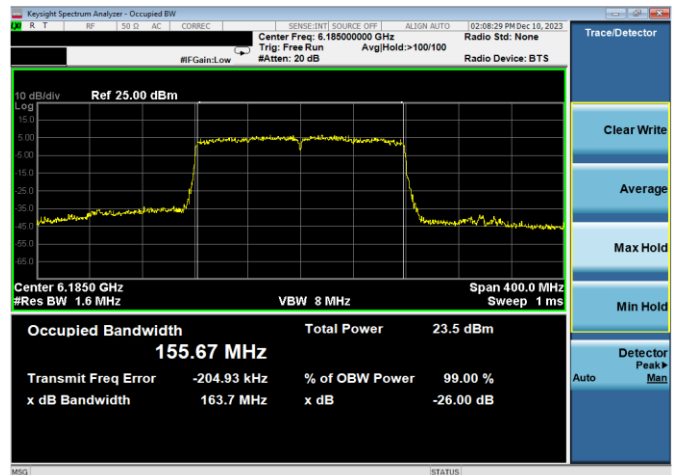
Plot 7-141. 26dB & 99% Bandwidth Plot Antenna WF7b (20MHz 802.11a (UNII Band 5) – Ch. 45, 24Mbps)



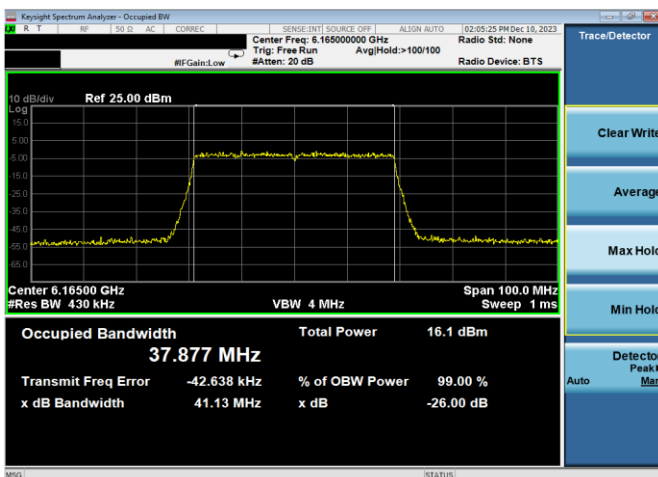
Plot 7-144. 26dB & 99% Bandwidth Plot Antenna WF7b (80MHz 802.11ax (UNII Band 5) – Ch. 39, MCS4)



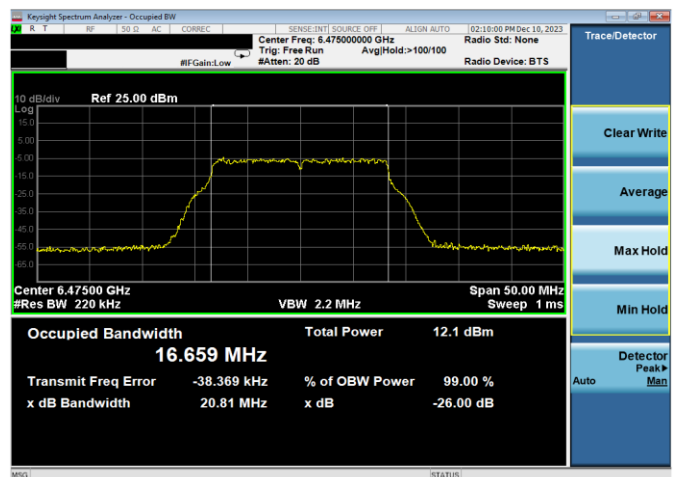
Plot 7-142. 26dB & 99% Bandwidth Plot Antenna WF7b (20MHz 802.11ax (UNII Band 5) – Ch. 45, MCS4)



Plot 7-145. 26dB & 99% Bandwidth Plot Antenna WF7b (160MHz 802.11ax (UNII Band 5) – Ch. 47, MCS4)

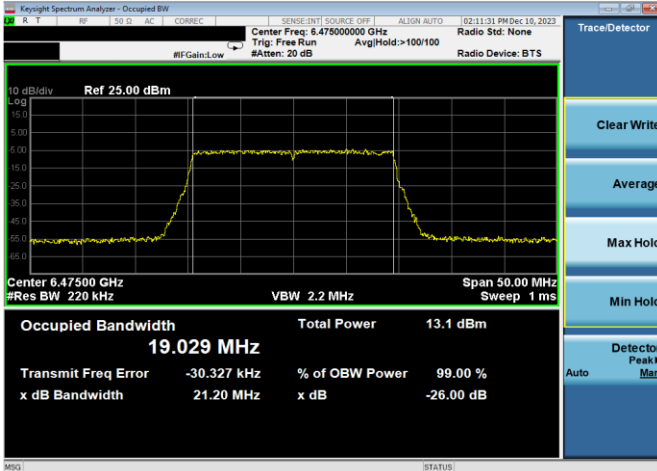


Plot 7-143. 26dB & 99% Bandwidth Plot Antenna WF7b (40MHz 802.11ax (UNII Band 5) – Ch. 43, MCS4)

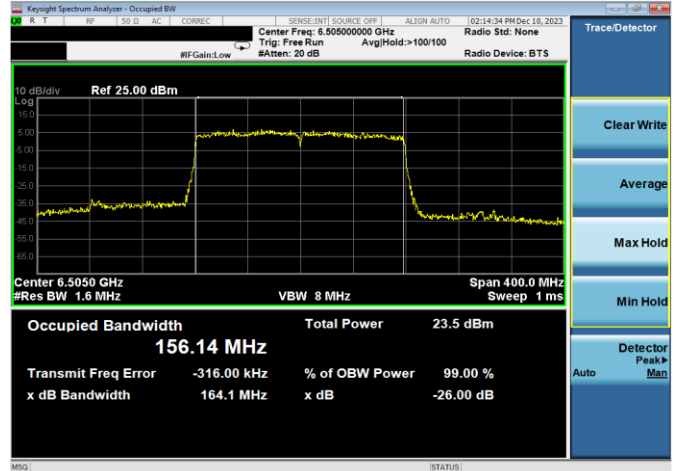


Plot 7-146. 26dB & 99% Bandwidth Plot Antenna WF7b (20MHz 802.11a (UNII Band 6) – Ch. 105, 24Mbps)

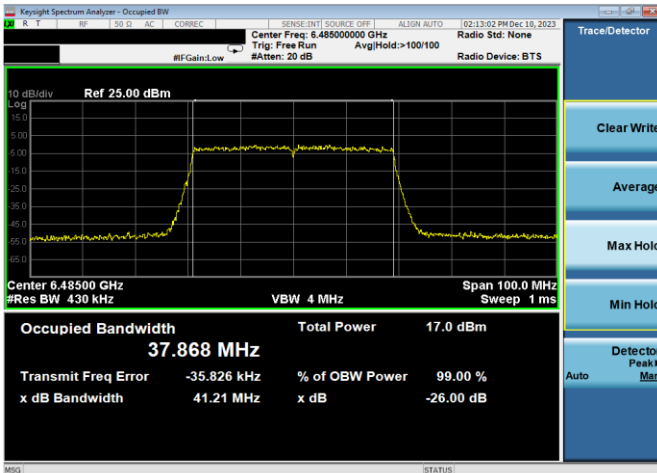
FCC ID: BCGA2898 IC: 579C-A2898		MEASUREMENT REPORT (CERTIFICATION)	Approved by: Technical Manager
Test Report S/N: 1C2311270065-13-R2.BCG	Test Dates: 12/1/2023 - 04/04/2024	EUT Type: Tablet Device	Page 57 of 552



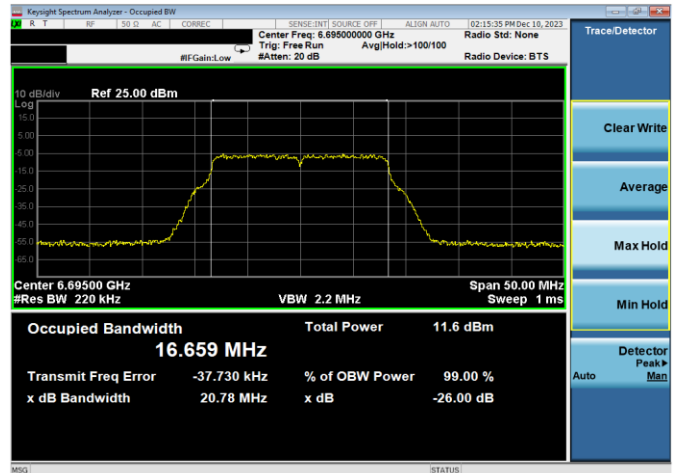
Plot 7-147. 26dB & 99% Bandwidth Plot Antenna WF7b (20MHz 802.11ax (UNII Band 6) – Ch. 105, MCS4)



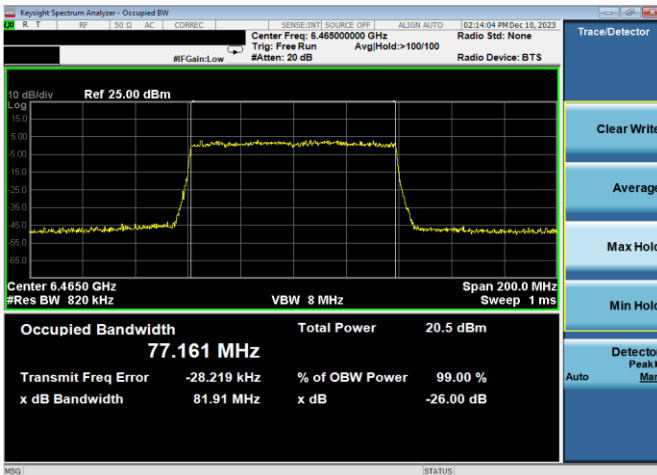
Plot 7-150. 26dB & 99% Bandwidth Plot Antenna WF7b (160MHz 802.11ax (UNII Band 6) – Ch. 111, MCS4)



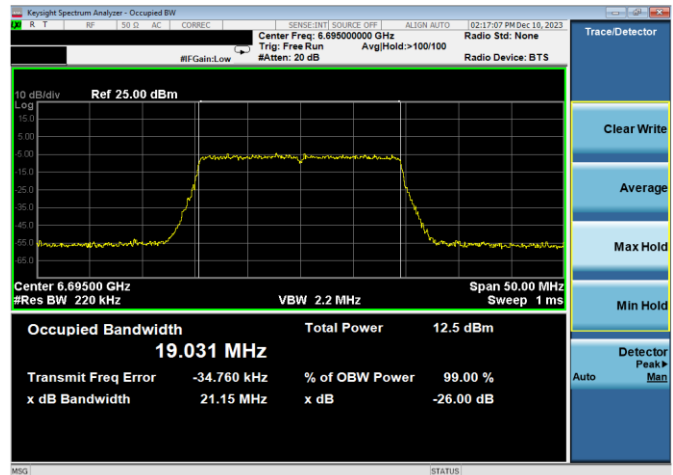
Plot 7-148. 26dB & 99% Bandwidth Plot Antenna WF7b (40MHz 802.11ax (UNII Band 6) – Ch. 107, MCS4)



Plot 7-151. 26dB & 99% Bandwidth Plot Antenna WF7b (20MHz 802.11a (UNII Band 7) – Ch. 149, 24Mbps)

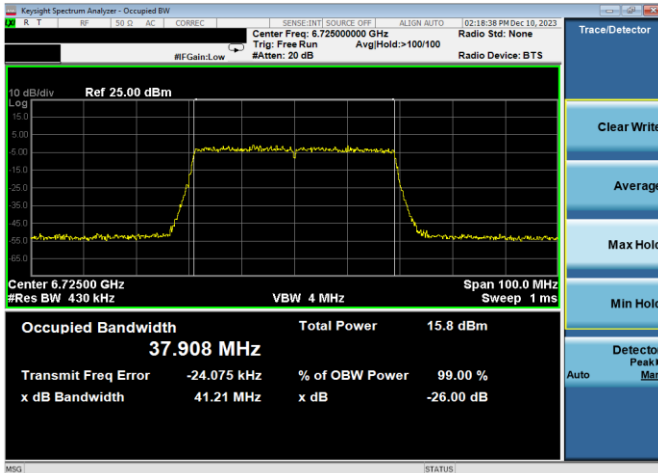


Plot 7-149. 26dB & 99% Bandwidth Plot Antenna WF7b (80MHz 802.11ax (UNII Band 6) – Ch. 103, MCS4)

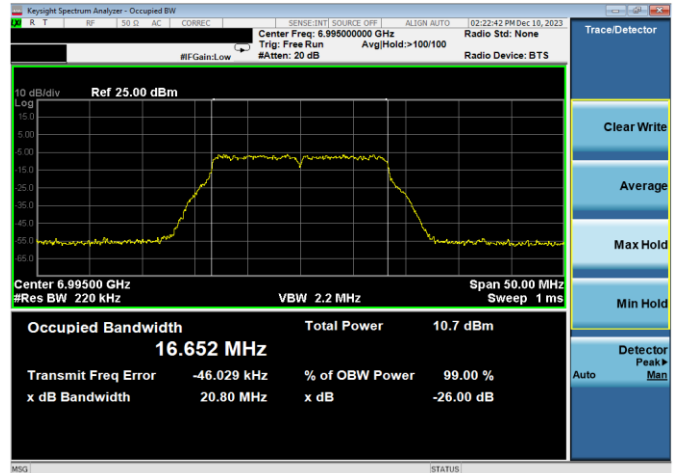


Plot 7-152. 26dB & 99% Bandwidth Plot Antenna WF7b (20MHz 802.11ax (UNII Band 7) – Ch. 149, MCS4)

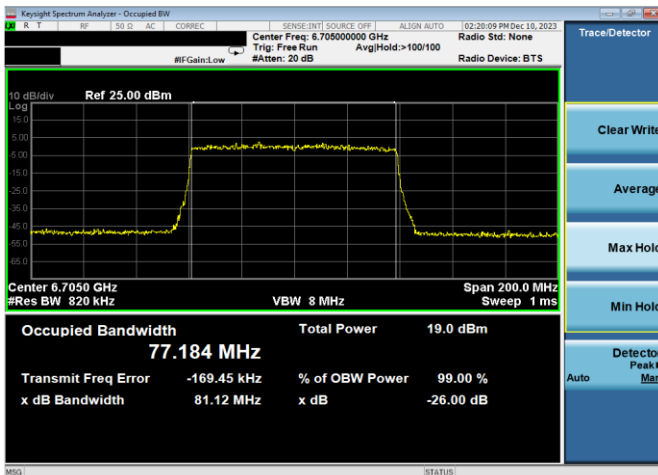
FCC ID: BCGA2898 IC: 579C-A2898		MEASUREMENT REPORT (CERTIFICATION)	Approved by: Technical Manager
Test Report S/N: 1C2311270065-13-R2.BCG	Test Dates: 12/1/2023 - 04/04/2024	EUT Type: Tablet Device	Page 58 of 552



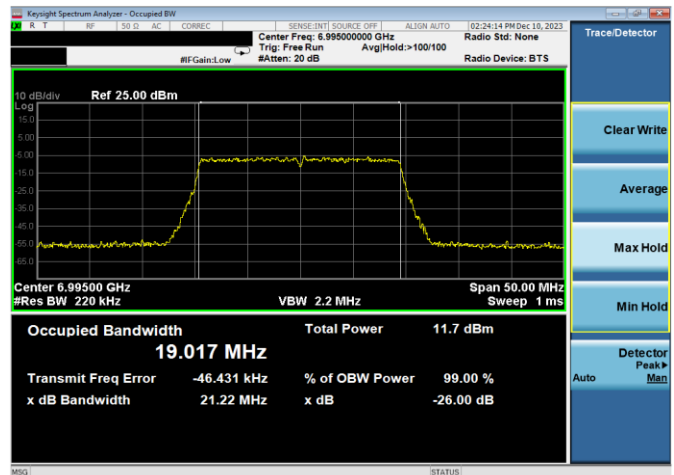
Plot 7-153. 26dB & 99% Bandwidth Plot Antenna WF7b (40MHz 802.11ax (UNII Band 7) – Ch. 155, MCS4)



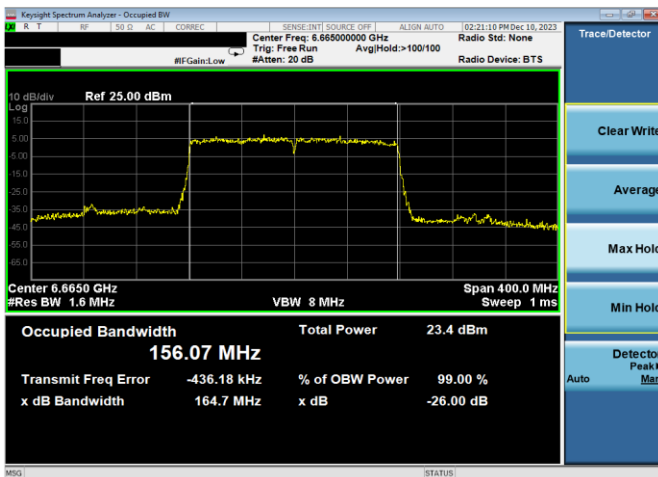
Plot 7-156. 26dB & 99% Bandwidth Plot Antenna WF7b (20MHz 802.11a (UNII Band 8) – Ch. 209, 24Mbps)



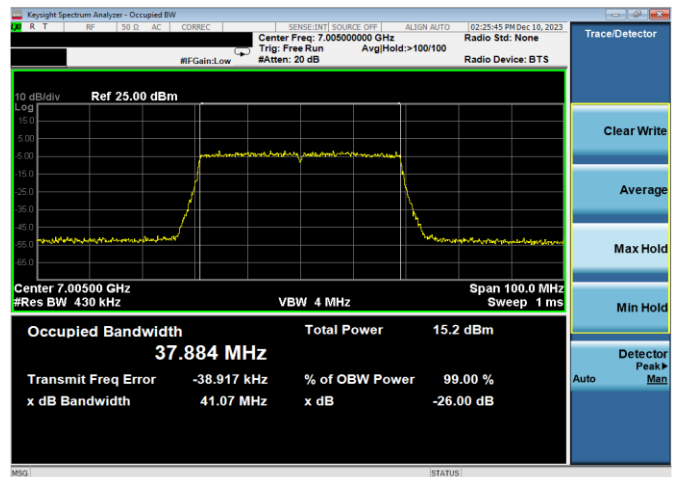
Plot 7-154. 26dB & 99% Bandwidth Plot Antenna WF7b (80MHz 802.11ax (UNII Band 7) – Ch. 151, MCS4)



Plot 7-157. 26dB & 99% Bandwidth Plot Antenna WF7b (20MHz 802.11ax (UNII Band 8) – Ch. 209, MCS4)

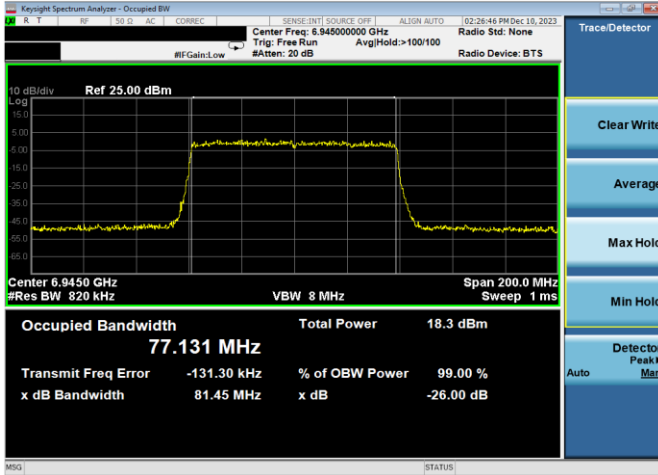


Plot 7-155. 26dB & 99% Bandwidth Plot Antenna WF7b (160MHz 802.11ax (UNII Band 7) – Ch. 143, MCS4)

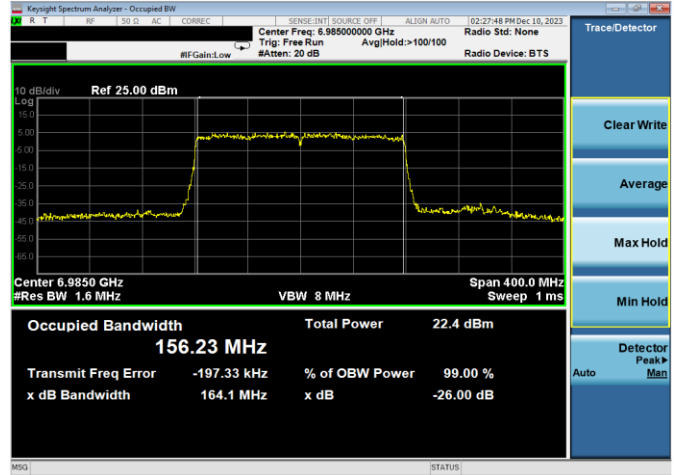


Plot 7-158. 26dB & 99% Bandwidth Plot Antenna WF7b (40MHz 802.11ax (UNII Band 8) – Ch. 211, MCS4)

FCC ID: BCGA2898 IC: 579C-A2898		MEASUREMENT REPORT (CERTIFICATION)	Approved by: Technical Manager
Test Report S/N: 1C2311270065-13-R2.BCG	Test Dates: 12/1/2023 - 04/04/2024	EUT Type: Tablet Device	Page 59 of 552



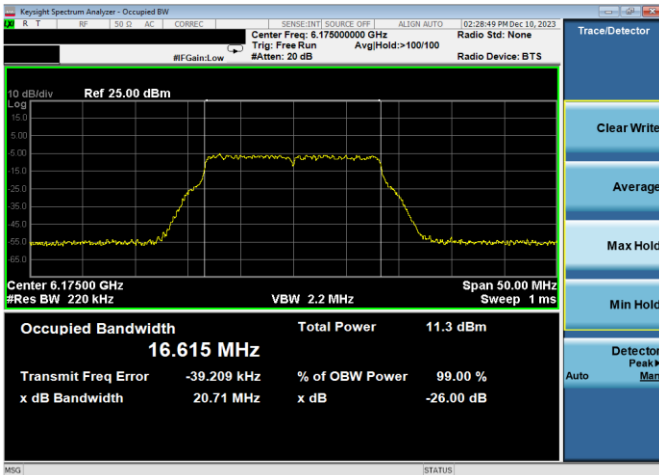
Plot 7-159. 26dB & 99% Bandwidth Plot Antenna WF7b (80MHz 802.11ax (UNII Band 8) – Ch. 199, MCS4)



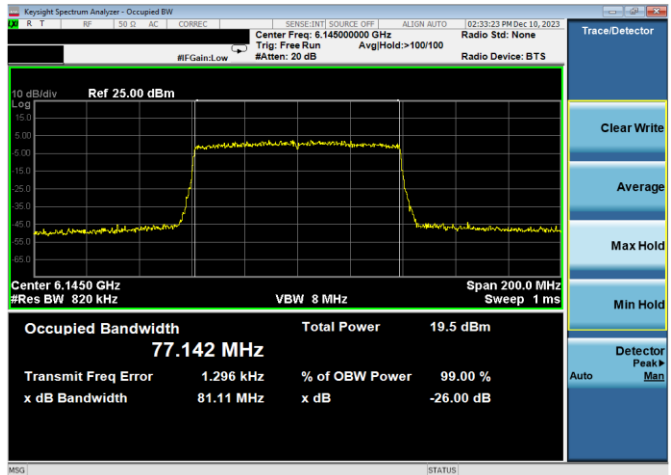
Plot 7-160. 26dB & 99% Bandwidth Plot Antenna WF7b (160MHz 802.11ax (UNII Band 8) – Ch. 207, MCS4)

FCC ID: BCGA2898 IC: 579C-A2898		MEASUREMENT REPORT (CERTIFICATION)	Approved by: Technical Manager
Test Report S/N: 1C2311270065-13-R2.BCG	Test Dates: 12/1/2023 - 04/04/2024	EUT Type: Tablet Device	Page 60 of 552

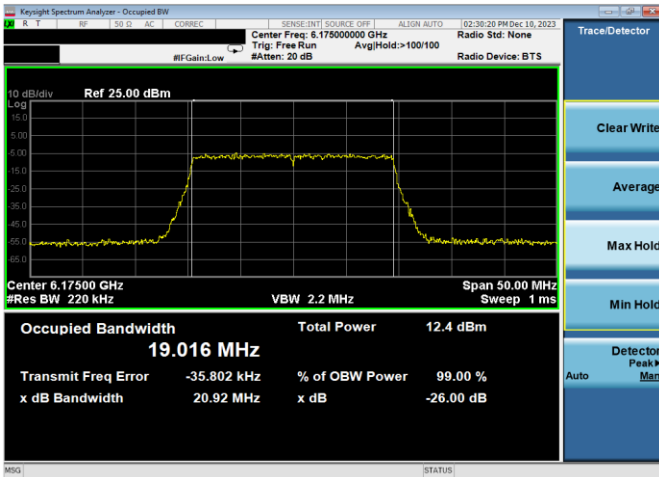
High Data Rate



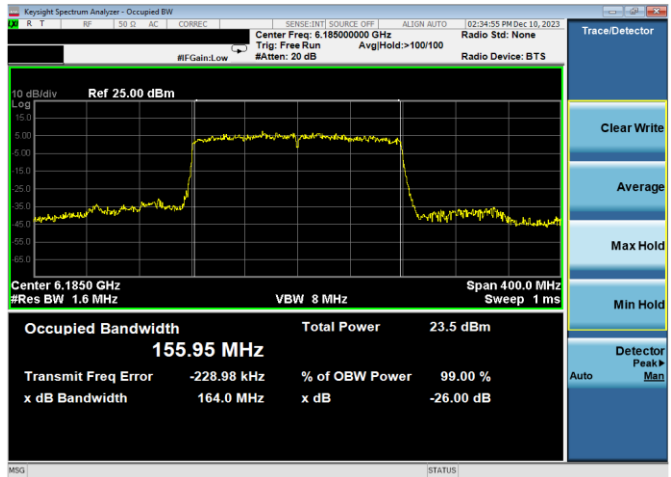
Plot 7-161. 26dB & 99% Bandwidth Plot Antenna WF7b (20MHz 802.11a (UNII Band 5) – Ch. 45, 54Mbps)



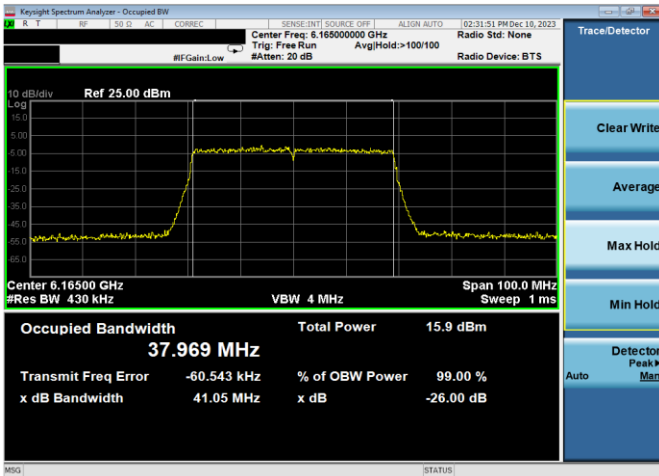
Plot 7-164. 26dB & 99% Bandwidth Plot Antenna WF7b (80MHz 802.11ax (UNII Band 5) – Ch. 39, MCS11)



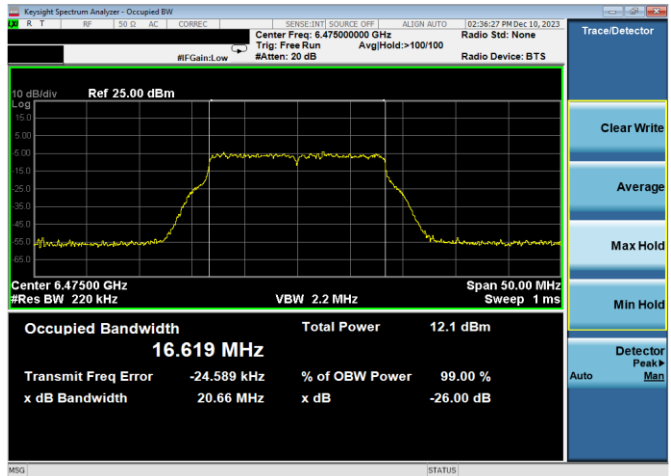
Plot 7-162. 26dB & 99% Bandwidth Plot Antenna WF7b (20MHz 802.11ax (UNII Band 5) – Ch. 45, MCS11)



Plot 7-165. 26dB & 99% Bandwidth Plot Antenna WF7b (160MHz 802.11ax (UNII Band 5) – Ch. 47, MCS11)

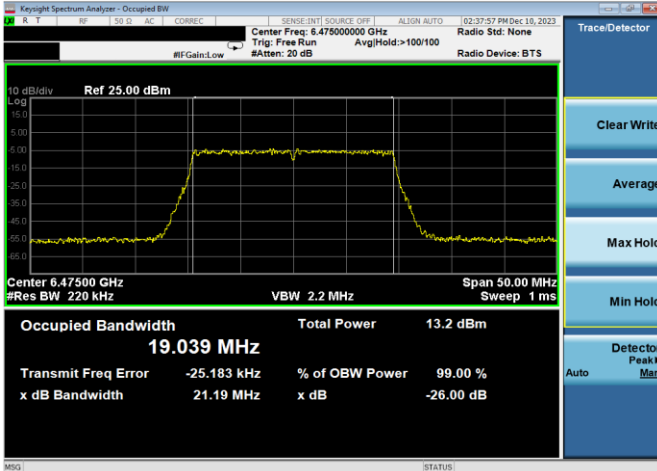


Plot 7-163. 26dB & 99% Bandwidth Plot Antenna WF7b (40MHz 802.11ax (UNII Band 5) – Ch. 43, MCS11)

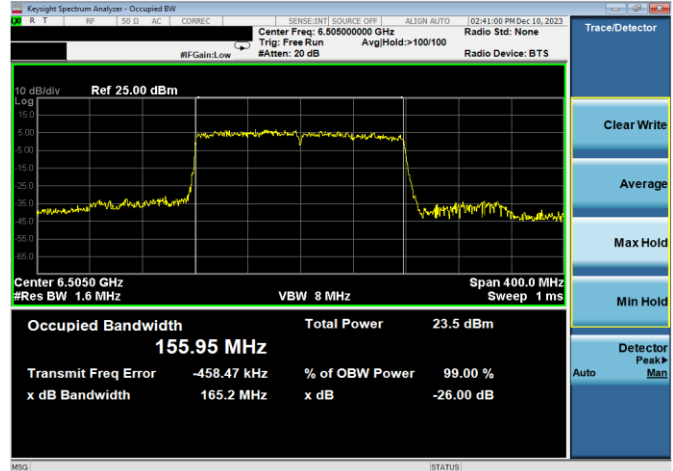


Plot 7-166. 26dB & 99% Bandwidth Plot Antenna WF7b (20MHz 802.11a (UNII Band 6) – Ch. 105, 54Mbps)

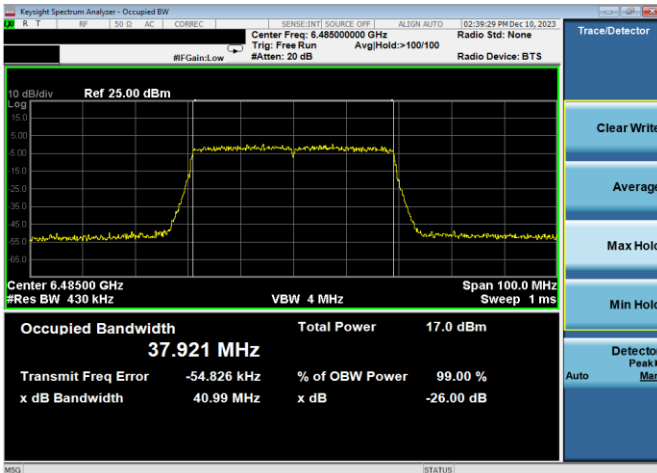
FCC ID: BCGA2898 IC: 579C-A2898		MEASUREMENT REPORT (CERTIFICATION)	Approved by: Technical Manager
Test Report S/N: 1C2311270065-13-R2.BCG	Test Dates: 12/1/2023 - 04/04/2024	EUT Type: Tablet Device	Page 61 of 552



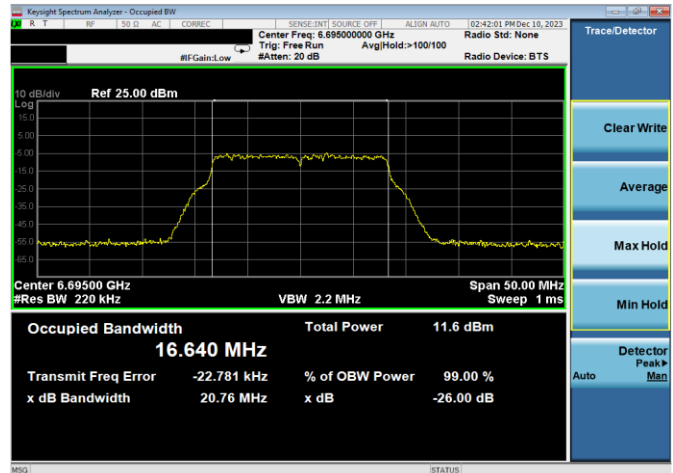
Plot 7-167. 26dB & 99% Bandwidth Plot Antenna WF7b (20MHz 802.11ax (UNII Band 6) – Ch. 105, MCS11)



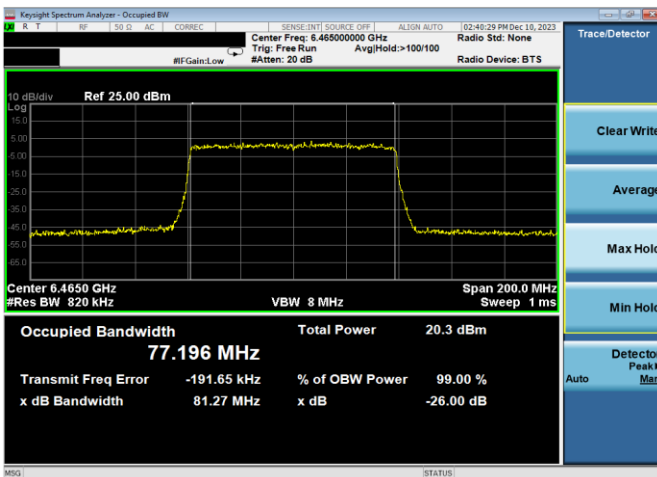
Plot 7-170. 26dB & 99% Bandwidth Plot Antenna WF7b (160MHz 802.11ax (UNII Band 6) – Ch. 111, MCS11)



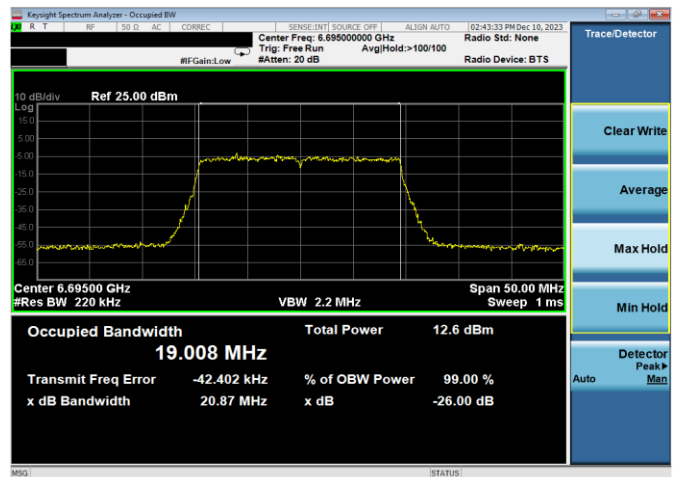
Plot 7-168. 26dB & 99% Bandwidth Plot Antenna WF7b (40MHz 802.11ax (UNII Band 6) – Ch. 107, MCS11)



Plot 7-171. 26dB & 99% Bandwidth Plot Antenna WF7b (20MHz 802.11a (UNII Band 7) – Ch. 149, 54Mbps)

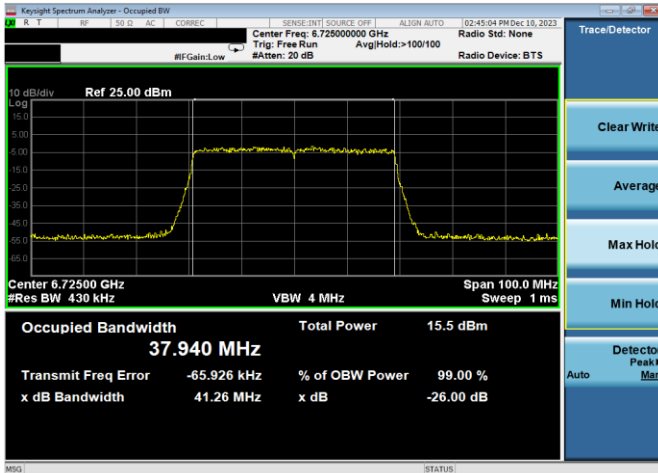


Plot 7-169. 26dB & 99% Bandwidth Plot Antenna WF7b (80MHz 802.11ax (UNII Band 6) – Ch. 103, MCS11)

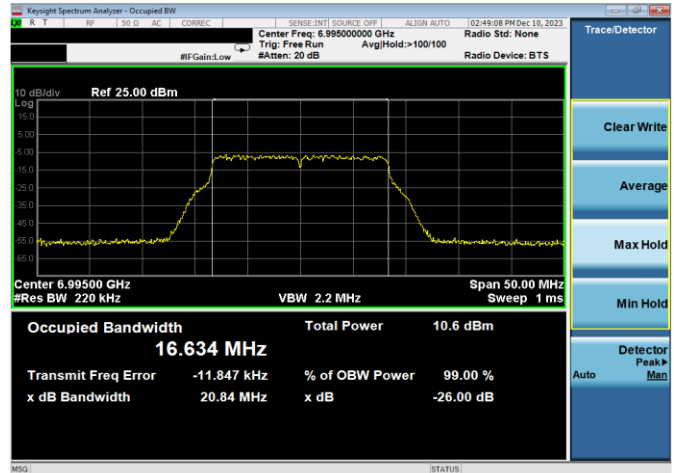


Plot 7-172. 26dB & 99% Bandwidth Plot Antenna WF7b (20MHz 802.11ax (UNII Band 7) – Ch. 149, MCS11)

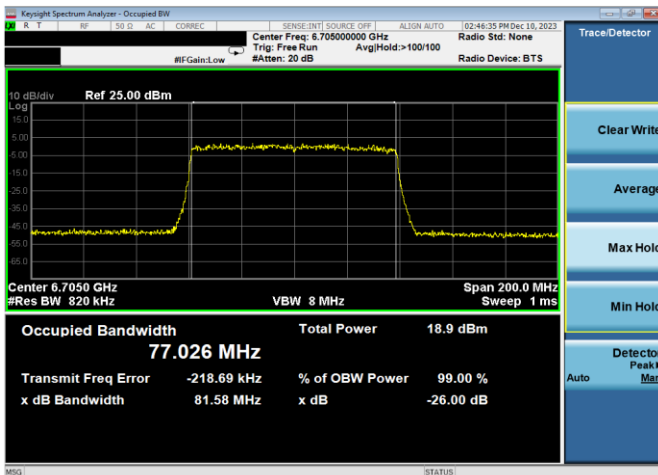
FCC ID: BCGA2898 IC: 579C-A2898		MEASUREMENT REPORT (CERTIFICATION)	Approved by: Technical Manager
Test Report S/N: 1C2311270065-13-R2.BCG	Test Dates: 12/1/2023 - 04/04/2024	EUT Type: Tablet Device	Page 62 of 552



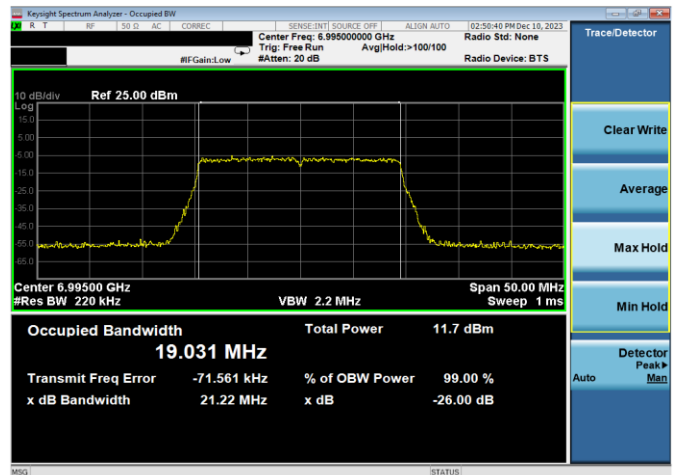
Plot 7-173. 26dB & 99% Bandwidth Plot Antenna WF7b (40MHz 802.11ax (UNII Band 7) – Ch. 155, MCS11)



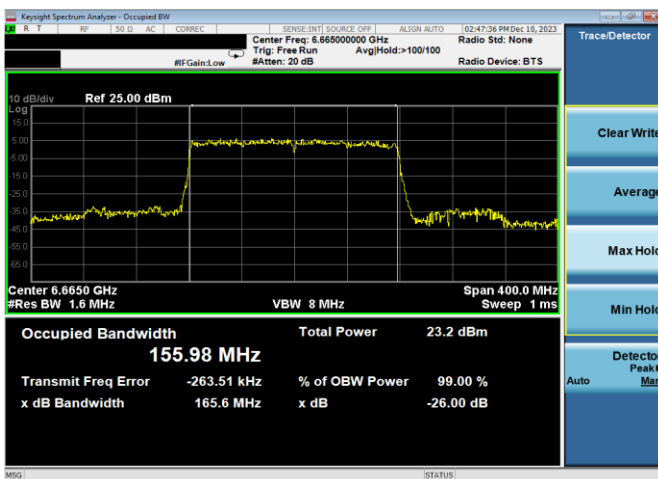
Plot 7-176. 26dB & 99% Bandwidth Plot Antenna WF7b (20MHz 802.11a (UNII Band 8) – Ch. 209, 54Mbps)



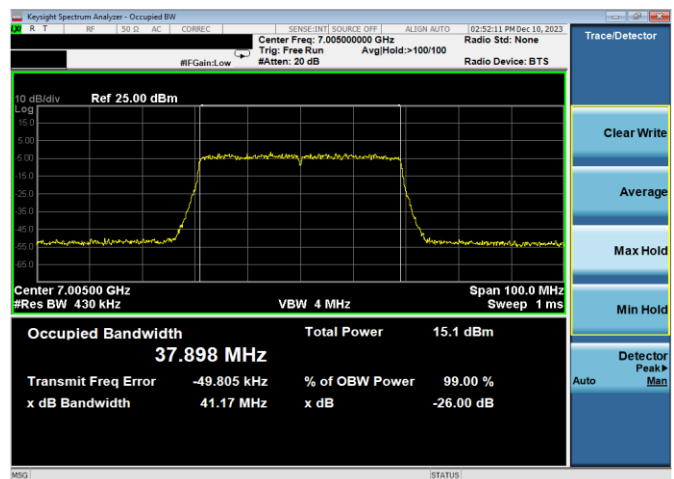
Plot 7-174. 26dB & 99% Bandwidth Plot Antenna WF7b (80MHz 802.11ax (UNII Band 7) – Ch. 151, MCS11)



Plot 7-177. 26dB & 99% Bandwidth Plot Antenna WF7b (20MHz 802.11ax (UNII Band 8) – Ch. 209, MCS11)

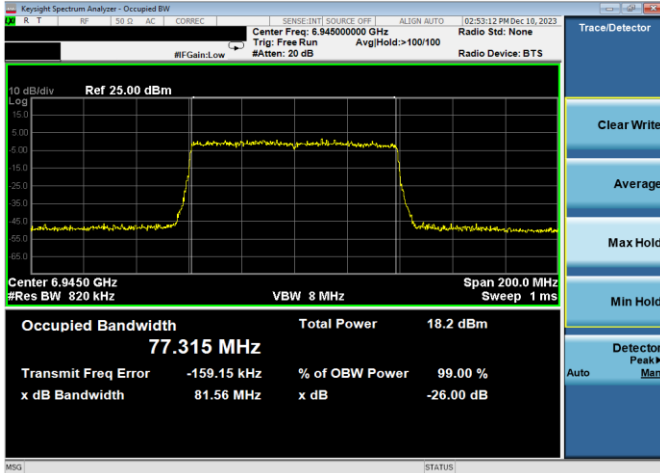


Plot 7-175. 26dB & 99% Bandwidth Plot Antenna WF7b (160MHz 802.11ax (UNII Band 7) – Ch. 143, MCS11)

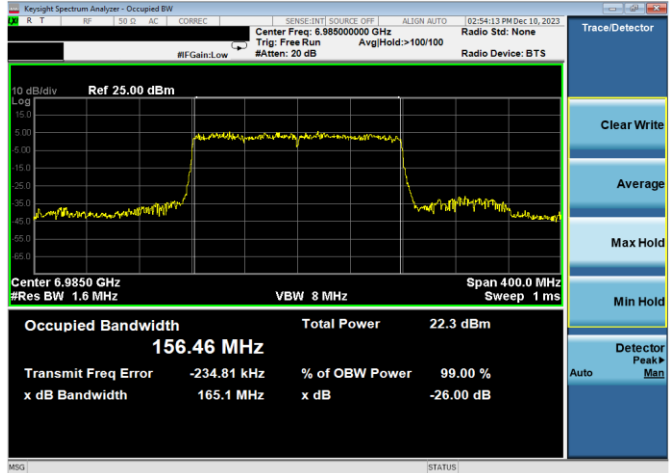


Plot 7-178. 26dB & 99% Bandwidth Plot Antenna WF7b (40MHz 802.11ax (UNII Band 8) – Ch. 211, MCS11)

FCC ID: BCGA2898 IC: 579C-A2898		MEASUREMENT REPORT (CERTIFICATION)	Approved by: Technical Manager
Test Report S/N: 1C2311270065-13-R2.BCG	Test Dates: 12/1/2023 - 04/04/2024	EUT Type: Tablet Device	Page 63 of 552



Plot 7-179. 26dB & 99% Bandwidth Plot Antenna WF7b (80MHz 802.11ax (UNII Band 8) – Ch. 199, MCS11)



Plot 7-180. 26dB & 99% Bandwidth Plot Antenna WF7b (160MHz 802.11ax (UNII Band 8) – Ch. 207, MCS11)

FCC ID: BCGA2898 IC: 579C-A2898		MEASUREMENT REPORT (CERTIFICATION)	Approved by: Technical Manager
Test Report S/N: 1C2311270065-13-R2.BCG	Test Dates: 12/1/2023 - 04/04/2024	EUT Type: Tablet Device	Page 64 of 552

7.3 Conducted Output Power and Max EIRP Measurement – 802.11a/ax(SU) §15.407(a)(8), 15.407(a)(7), RSS-248 [4.5.3], RSS-248 [4.5.5]

Test Overview and Limits

A transmitter antenna terminal of the EUT is connected to the input of an RF pulse power sensor. Measurement is made using a broadband average power meter while the EUT is operating at its maximum duty cycle, at its maximum power control level, as defined in ANSI C63.10-2013 and KDB 789033 D02 v02r01, and at the appropriate frequencies.

In the 5.925 – 7.125GHz band, the maximum e.i.r.p. over the frequency band of operation must not exceed 30 dBm for Standard Power mode (SP) and 24dBm for Low Power Indoor mode (LPI).

Test Procedure Used

ANSI C63.10-2013 – Section 12.3.3.2 Method PM-G
 KDB 789033 D02 v02r01 – Section E)3)b) Method PM-G
 ANSI C63.10-2013 – Section 14.2 Measure-and-Sum Technique
 KDB 662911 v02r01 – Section E)1) Measure-and-Sum Technique

Test Settings

Average power measurements were performed only when the EUT was transmitting at its maximum power control level using a broadband power meter with a pulse sensor. The power meter implemented triggering and gating capabilities which were set up such that power measurements were recorded only during the ON time of the transmitter. The trace was averaged over 100 traces to obtain the final measured average power.

Test Setup

The EUT and measurement equipment were set up as shown in the diagram below.



Figure 7-2. Test Instrument & Measurement Setup

Test Notes

None

FCC ID: BCGA2898 IC: 579C-A2898		MEASUREMENT REPORT (CERTIFICATION)	Approved by: Technical Manager
Test Report S/N: 1C2311270065-13-R2.BCG	Test Dates: 12/1/2023 - 04/04/2024	EUT Type: Tablet Device	Page 65 of 552

7.3.1 Antenna WF7a Conducted Output Power Measurements

6GHz (20MHz Bandwidth)	Frequency [MHz]	Channel	Detector	Conducted Power [dBm]		Ant. Gain [dBi]	Max e.i.r.p. [dBm]	Max e.i.r.p. Limit [dBm]	e.i.r.p. Margin [dB]
				802.11a	802.11ax				
				5955	1				
6175	45	AVG	7.90	8.00	1.20	9.20	24.00	-14.80	
6415	93	AVG	7.42	7.40	1.20	8.62	24.00	-15.38	
6435	97	AVG	6.75	6.67	1.70	8.45	24.00	-15.55	
6475	105	AVG	6.57	6.51	1.70	8.27	24.00	-15.73	
6515	113	AVG	6.65	6.60	1.70	8.35	24.00	-15.65	
6535	117	AVG	5.75	5.75	2.00	7.75	24.00	-16.25	
6695	149	AVG	5.72	5.57	2.00	7.72	24.00	-16.28	
6875	185	AVG	5.54	5.75	2.00	7.75	24.00	-16.25	
6895	189	AVG	7.45	7.50	0.80	8.30	24.00	-15.70	
6995	209	AVG	7.31	7.50	0.80	8.30	24.00	-15.70	
7115	233	AVG	7.50	7.26	0.80	8.30	24.00	-15.70	

Table 7-11. Antenna WF7a 20MHz BW 802.11a/ax(SU) (UNII) LPI Maximum Conducted Output Power (Low Data Rate)

6GHz (20MHz Bandwidth)	Frequency [MHz]	Channel	Detector	Conducted Power [dBm]		Ant. Gain [dBi]	Max e.i.r.p. [dBm]	Max e.i.r.p. Limit [dBm]	e.i.r.p. Margin [dB]
				802.11a	802.11ax				
				5955	1				
6175	45	AVG	7.93	7.92	1.20	9.13	24.00	-14.87	
6415	93	AVG	7.41	7.49	1.20	8.69	24.00	-15.31	
6435	97	AVG	6.63	6.75	1.70	8.45	24.00	-15.55	
6475	105	AVG	6.62	6.52	1.70	8.32	24.00	-15.68	
6515	113	AVG	6.75	6.61	1.70	8.45	24.00	-15.55	
6535	117	AVG	5.53	5.75	2.00	7.75	24.00	-16.25	
6695	149	AVG	5.75	5.75	2.00	7.75	24.00	-16.25	
6875	185	AVG	5.73	5.75	2.00	7.75	24.00	-16.25	
6895	189	AVG	7.50	7.27	0.80	8.30	24.00	-15.70	
6995	209	AVG	7.46	7.50	0.80	8.30	24.00	-15.70	
7115	233	AVG	7.50	7.31	0.80	8.30	24.00	-15.70	

Table 7-12. Antenna WF7a 20MHz BW 802.11a/ax(SU) (UNII) LPI Maximum Conducted Output Power (Mid Data Rate)

FCC ID: BCGA2898 IC: 579C-A2898		MEASUREMENT REPORT (CERTIFICATION)	Approved by: Technical Manager
Test Report S/N: 1C2311270065-13-R2.BCG	Test Dates: 12/1/2023 - 04/04/2024	EUT Type: Tablet Device	Page 66 of 552

6GHz (20MHz Bandwidth)	Frequency [MHz]	Channel	Detector	Conducted Power [dBm]		Ant. Gain [dBi]	Max e.i.r.p. [dBm]	Max e.i.r.p. Limit [dBm]	e.i.r.p. Margin [dB]
				802.11a	802.11ax				
				5955	1				
6175	45	AVG	7.77	7.87	1.20	9.07	24.00	-14.93	
6415	93	AVG	7.50	7.40	1.20	8.70	24.00	-15.30	
6435	97	AVG	6.75	6.63	1.70	8.45	24.00	-15.55	
6475	105	AVG	6.62	6.71	1.70	8.41	24.00	-15.59	
6515	113	AVG	6.75	6.75	1.70	8.45	24.00	-15.55	
6535	117	AVG	5.54	5.54	2.00	7.54	24.00	-16.46	
6695	149	AVG	5.75	5.70	2.00	7.75	24.00	-16.25	
6875	185	AVG	5.68	5.75	2.00	7.75	24.00	-16.25	
6895	189	AVG	7.43	7.41	0.80	8.23	24.00	-15.77	
6995	209	AVG	7.34	7.35	0.80	8.15	24.00	-15.85	
7115	233	AVG	7.50	7.50	0.80	8.30	24.00	-15.70	

Table 7-13. Antenna WF7a 20MHz BW 802.11a/ax(SU) (UNII) LPI Maximum Conducted Output Power (High Data Rate)

6GHz (40MHz Bandwidth)	Frequency [MHz]	Channel	Detector	Conducted Power [dBm]	Ant. Gain [dBi]	Max e.i.r.p. [dBm]	Max e.i.r.p. Limit [dBm]	e.i.r.p. Margin [dB]								
									5965	3	AVG	10.02	1.20	11.22	24.00	-12.78
									6165	43	AVG	10.84	1.20	12.04	24.00	-11.96
6405	91	AVG	10.47	1.20	11.67	24.00	-12.33									
6445	99	AVG	9.51	1.70	11.21	24.00	-12.79									
6485	107	AVG	9.74	1.70	11.44	24.00	-12.56									
6525	115	AVG	8.58	1.70	10.28	24.00	-13.72									
6565	123	AVG	8.75	2.00	10.75	24.00	-13.25									
6725	155	AVG	8.75	2.00	10.75	24.00	-13.25									
6845	179	AVG	8.52	2.00	10.52	24.00	-13.48									
6885	187	AVG	8.75	0.80	9.55	24.00	-14.45									
7005	211	AVG	10.22	0.80	11.02	24.00	-12.98									
7045	219	AVG	10.37	0.80	11.17	24.00	-12.83									
7085	227	AVG	10.43	0.80	11.23	24.00	-12.78									

Table 7-14. Antenna WF7a 40MHz 802.11ax(SU) BW (UNII) LPI Maximum Conducted Output Power (Low Data Rate)

FCC ID: BCGA2898 IC: 579C-A2898		MEASUREMENT REPORT (CERTIFICATION)	Approved by: Technical Manager
Test Report S/N: 1C2311270065-13-R2.BCG	Test Dates: 12/1/2023 - 04/04/2024	EUT Type: Tablet Device	Page 67 of 552

6GHz (40MHz Bandwidth)	Frequency [MHz]	Channel	Detector	Conducted Power [dBm]	Ant. Gain [dBi]	Max e.i.r.p. [dBm]	Max e.i.r.p. Limit [dBm]	e.i.r.p. Margin [dB]
	5965	3	AVG	10.21	1.20	11.41	24.00	-12.59
	6005	11	AVG	10.25	1.20	11.45	24.00	-12.55
	6165	43	AVG	10.75	1.20	11.95	24.00	-12.05
	6405	91	AVG	10.48	1.20	11.68	24.00	-12.32
	6445	99	AVG	9.68	1.70	11.38	24.00	-12.62
	6485	107	AVG	9.75	1.70	11.45	24.00	-12.55
	6525	115	AVG	8.57	1.70	10.27	24.00	-13.73
	6565	123	AVG	8.70	2.00	10.70	24.00	-13.30
	6725	155	AVG	8.64	2.00	10.64	24.00	-13.36
	6845	179	AVG	8.64	2.00	10.64	24.00	-13.36
	6885	187	AVG	8.60	0.80	9.40	24.00	-14.60
	7005	211	AVG	10.42	0.80	11.22	24.00	-12.78
	7045	219	AVG	10.50	0.80	11.30	24.00	-12.70
	7085	227	AVG	10.50	0.80	11.30	24.00	-12.70

Table 7-15. Antenna WF7a 40MHz 802.11ax(SU) BW (UNII) LPI Maximum Conducted Output Power (Mid Data Rate)

6GHz (40MHz Bandwidth)	Frequency [MHz]	Channel	Detector	Conducted Power [dBm]	Ant. Gain [dBi]	Max e.i.r.p. [dBm]	Max e.i.r.p. Limit [dBm]	e.i.r.p. Margin [dB]
	5965	3	AVG	10.07	1.20	11.27	24.00	-12.73
	6005	11	AVG	10.25	1.20	11.45	24.00	-12.55
	6165	43	AVG	11.00	1.20	12.20	24.00	-11.80
	6405	91	AVG	10.32	1.20	11.52	24.00	-12.48
	6445	99	AVG	9.62	1.70	11.32	24.00	-12.69
	6485	107	AVG	9.75	1.70	11.45	24.00	-12.55
	6525	115	AVG	8.75	1.70	10.45	24.00	-13.55
	6565	123	AVG	8.75	2.00	10.75	24.00	-13.25
	6725	155	AVG	8.49	2.00	10.49	24.00	-13.51
	6845	179	AVG	8.54	2.00	10.54	24.00	-13.46
	6885	187	AVG	8.70	0.80	9.50	24.00	-14.50
	7005	211	AVG	10.50	0.80	11.30	24.00	-12.70
	7045	219	AVG	10.26	0.80	11.06	24.00	-12.94
	7085	227	AVG	10.50	0.80	11.30	24.00	-12.70

Table 7-16. Antenna WF7a 40MHz 802.11ax(SU) BW (UNII) LPI Maximum Conducted Output Power (High Data Rate)

FCC ID: BCGA2898 IC: 579C-A2898		MEASUREMENT REPORT (CERTIFICATION)	Approved by: Technical Manager
Test Report S/N: 1C2311270065-13-R2.BCG	Test Dates: 12/1/2023 - 04/04/2024	EUT Type: Tablet Device	Page 68 of 552

6GHz (80MHz Bandwidth)	Frequency [MHz]	Channel	Detector	Conducted Power [dBm]	Ant. Gain [dBi]	Max e.i.r.p. [dBm]	Max e.i.r.p. Limit [dBm]	e.i.r.p. Margin [dB]
	5985	7	AVG	13.07	1.20	14.27	24.00	-9.73
	6065	23	AVG	13.15	1.20	14.35	24.00	-9.65
	6145	39	AVG	13.86	1.20	15.06	24.00	-8.94
	6385	87	AVG	13.42	1.20	14.62	24.00	-9.38
	6465	103	AVG	12.71	1.70	14.41	24.00	-9.59
	6545	119	AVG	11.59	2.00	13.59	24.00	-10.41
	6705	151	AVG	11.58	2.00	13.58	24.00	-10.42
	6865	183	AVG	11.60	2.00	13.60	24.00	-10.40
	6945	199	AVG	13.27	0.80	14.07	24.00	-9.93
	7025	215	AVG	13.50	0.80	14.30	24.00	-9.70

Table 7-17. Antenna WF7a 80MHz BW 802.11ax(SU) (UNII) LPI Maximum Conducted Output Power (Low Data Rate)

6GHz (80MHz Bandwidth)	Frequency [MHz]	Channel	Detector	Conducted Power [dBm]	Ant. Gain [dBi]	Max e.i.r.p. [dBm]	Max e.i.r.p. Limit [dBm]	e.i.r.p. Margin [dB]
	5985	7	AVG	13.09	1.20	14.29	24.00	-9.72
	6065	23	AVG	13.25	1.20	14.45	24.00	-9.55
	6145	39	AVG	13.75	1.20	14.95	24.00	-9.05
	6385	87	AVG	13.49	1.20	14.69	24.00	-9.31
	6465	103	AVG	12.59	1.70	14.29	24.00	-9.71
	6545	119	AVG	11.65	2.00	13.65	24.00	-10.36
	6705	151	AVG	11.75	2.00	13.75	24.00	-10.25
	6865	183	AVG	11.75	2.00	13.75	24.00	-10.25
	6945	199	AVG	13.50	0.80	14.30	24.00	-9.70
	7025	215	AVG	13.39	0.80	14.19	24.00	-9.81

Table 7-18. Antenna WF7a 80MHz BW 802.11ax(SU) (UNII) LPI Maximum Conducted Output Power (Mid Data Rate)

6GHz (80MHz Bandwidth)	Frequency [MHz]	Channel	Detector	Conducted Power [dBm]	Ant. Gain [dBi]	Max e.i.r.p. [dBm]	Max e.i.r.p. Limit [dBm]	e.i.r.p. Margin [dB]
	5985	7	AVG	13.05	1.20	14.25	24.00	-9.75
	6065	23	AVG	13.24	1.20	14.44	24.00	-9.56
	6145	39	AVG	13.77	1.20	14.97	24.00	-9.03
	6385	87	AVG	13.50	1.20	14.70	24.00	-9.30
	6465	103	AVG	12.59	1.70	14.29	24.00	-9.71
	6545	119	AVG	11.56	2.00	13.56	24.00	-10.44
	6705	151	AVG	11.64	2.00	13.64	24.00	-10.36
	6865	183	AVG	11.64	2.00	13.64	24.00	-10.36
	6945	199	AVG	13.42	0.80	14.22	24.00	-9.78
	7025	215	AVG	13.40	0.80	14.20	24.00	-9.80

Table 7-19. Antenna WF7a 80MHz BW 802.11ax(SU) (UNII) LPI Maximum Conducted Output Power (High Data Rate)

FCC ID: BCGA2898 IC: 579C-A2898		MEASUREMENT REPORT (CERTIFICATION)		Approved by: Technical Manager
Test Report S/N: 1C2311270065-13-R2.BCG	Test Dates: 12/1/2023 - 04/04/2024	EUT Type: Tablet Device		Page 69 of 552

6GHz (160MHz Bandwidth)	Frequency [MHz]	Channel	Detector	Conducted Power [dBm]	Ant. Gain [dBi]	Max e.i.r.p. [dBm]	Max e.i.r.p. Limit [dBm]	e.i.r.p. Margin [dB]
	6025	15	AVG	15.75	1.20	16.95	24.00	-7.05
	6185	47	AVG	16.50	1.20	17.70	24.00	-6.30
	6345	79	AVG	15.81	1.20	17.01	24.00	-6.99
	6505	111	AVG	14.25	1.70	15.95	24.00	-8.05
	6665	143	AVG	14.25	2.00	16.25	24.00	-7.75
	6825	175	AVG	14.25	2.00	16.25	24.00	-7.75
	6985	207	AVG	15.89	0.80	16.69	24.00	-7.32

Table 7-20. Antenna WF7a 160MHz BW 802.11ax(SU) (UNII) LPI Maximum Conducted Output Power (Low Data Rate)

6GHz (160MHz Bandwidth)	Frequency [MHz]	Channel	Detector	Conducted Power [dBm]	Ant. Gain [dBi]	Max e.i.r.p. [dBm]	Max e.i.r.p. Limit [dBm]	e.i.r.p. Margin [dB]
	6025	15	AVG	15.70	1.20	16.90	24.00	-7.10
	6185	47	AVG	16.28	1.20	17.48	24.00	-6.52
	6345	79	AVG	16.00	1.20	17.20	24.00	-6.80
	6505	111	AVG	14.01	1.70	15.71	24.00	-8.29
	6665	143	AVG	14.25	2.00	16.25	24.00	-7.75
	6825	175	AVG	14.22	2.00	16.22	24.00	-7.78
	6985	207	AVG	16.00	0.80	16.80	24.00	-7.20

Table 7-21. Antenna WF7a 160MHz BW 802.11ax(SU) (UNII) LPI Maximum Conducted Output Power (Mid Data Rate)

6GHz (160MHz Bandwidth)	Frequency [MHz]	Channel	Detector	Conducted Power [dBm]	Ant. Gain [dBi]	Max e.i.r.p. [dBm]	Max e.i.r.p. Limit [dBm]	e.i.r.p. Margin [dB]
	6025	15	AVG	15.75	1.20	16.95	24.00	-7.05
	6185	47	AVG	16.40	1.20	17.60	24.00	-6.40
	6345	79	AVG	15.84	1.20	17.04	24.00	-6.96
	6505	111	AVG	14.25	1.70	15.95	24.00	-8.05
	6665	143	AVG	14.25	2.00	16.25	24.00	-7.75
	6825	175	AVG	14.22	2.00	16.22	24.00	-7.78
	6985	207	AVG	15.79	0.80	16.59	24.00	-7.41

Table 7-22. Antenna WF7a 160MHz BW 802.11ax(SU) (UNII) LPI Maximum Conducted Output Power (High Data Rate)

FCC ID: BCGA2898 IC: 579C-A2898		MEASUREMENT REPORT (CERTIFICATION)	Approved by: Technical Manager
Test Report S/N: 1C2311270065-13-R2.BCG	Test Dates: 12/1/2023 - 04/04/2024	EUT Type: Tablet Device	Page 70 of 552

6GHz (20MHz Bandwidth)	Frequency [MHz]	Channel	Detector	Conducted Power [dBm]		Ant. Gain [dBi]	Max e.i.r.p. [dBm]	Max e.i.r.p. Limit [dBm]	e.i.r.p. Margin [dB]
				802.11a	802.11ax				
				5955	1				
6175	45	AVG	18.56	18.73	1.20	19.93	30.00	-10.07	
6415	93	AVG	17.95	18.19	1.20	19.39	30.00	-10.61	
6535	117	AVG	17.48	17.62	2.00	19.62	30.00	-10.39	
6695	149	AVG	17.16	17.38	2.00	19.38	30.00	-10.62	
6855	181	AVG	17.58	17.83	2.00	19.83	30.00	-10.17	

Table 7-23. Antenna WF7a 20MHz BW 802.11a/ax(SU) (UNII) Maximum Conducted Output Power – Standard Power (Low Data Rate)

6GHz (20MHz Bandwidth)	Frequency [MHz]	Channel	Detector	Conducted Power [dBm]		Ant. Gain [dBi]	Max e.i.r.p. [dBm]	Max e.i.r.p. Limit [dBm]	e.i.r.p. Margin [dB]
				802.11a	802.11ax				
				5955	1				
6175	45	AVG	18.63	18.59	1.20	19.83	30.00	-10.17	
6415	93	AVG	18.02	18.25	1.20	19.45	30.00	-10.55	
6535	117	AVG	17.41	17.54	2.00	19.54	30.00	-10.47	
6695	149	AVG	17.23	17.15	2.00	19.23	30.00	-10.77	
6855	181	AVG	17.74	17.77	2.00	19.77	30.00	-10.23	

Table 7-24. Antenna WF7a 20MHz BW 802.11a/ax(SU) (UNII) Maximum Conducted Output Power – Standard Power (Mid Data Rate)

6GHz (20MHz Bandwidth)	Frequency [MHz]	Channel	Detector	Conducted Power [dBm]		Ant. Gain [dBi]	Max e.i.r.p. [dBm]	Max e.i.r.p. Limit [dBm]	e.i.r.p. Margin [dB]
				802.11a	802.11ax				
				5955	1				
6175	45	AVG	18.40	18.48	1.20	19.68	30.00	-10.32	
6415	93	AVG	17.92	17.96	1.20	19.16	30.00	-10.84	
6535	117	AVG	17.27	17.40	2.00	19.40	30.00	-10.60	
6695	149	AVG	17.00	17.10	2.00	19.10	30.00	-10.90	
6855	181	AVG	17.62	17.64	2.00	19.64	30.00	-10.36	

Table 7-25. Antenna WF7a 20MHz BW 802.11a/ax(SU) (UNII) Maximum Conducted Output Power – Standard Power (High Data Rate)

6GHz (40MHz Bandwidth)	Frequency [MHz]	Channel	Detector	Conducted Power [dBm]	Ant. Gain [dBi]	Max e.i.r.p. [dBm]	Max e.i.r.p. Limit [dBm]	e.i.r.p. Margin [dB]
	5965	3	AVG	18.84	1.20	20.04	30.00	-9.96
	6165	43	AVG	18.88	1.20	20.08	30.00	-9.92
	6405	91	AVG	18.19	1.20	19.39	30.00	-10.61
	6565	123	AVG	17.42	2.00	19.42	30.00	-10.58
	6725	155	AVG	17.72	2.00	19.72	30.00	-10.28
	6845	179	AVG	18.19	2.00	20.19	30.00	-9.81

Table 7-26. Antenna WF7a 40MHz 802.11ax(SU) BW (UNII) Maximum Conducted Output Power – Standard Power (Low Data Rate)

FCC ID: BCGA2898 IC: 579C-A2898		MEASUREMENT REPORT (CERTIFICATION)		Approved by: Technical Manager
Test Report S/N: 1C2311270065-13-R2.BCG	Test Dates: 12/1/2023 - 04/04/2024	EUT Type: Tablet Device		Page 71 of 552

6GHz (40MHz Bandwidth)	Frequency [MHz]	Channel	Detector	Conducted Power [dBm]	Ant. Gain [dBi]	Max e.i.r.p. [dBm]	Max e.i.r.p. Limit [dBm]	e.i.r.p. Margin [dB]
	5965	3	AVG	19.00	1.20	20.20	30.00	-9.80
	6165	43	AVG	19.00	1.20	20.20	30.00	-9.80
	6405	91	AVG	18.37	1.20	19.57	30.00	-10.43
	6565	123	AVG	17.67	2.00	19.67	30.00	-10.33
	6725	155	AVG	17.66	2.00	19.66	30.00	-10.34
	6845	179	AVG	18.17	2.00	20.17	30.00	-9.84

Table 7-27. Antenna WF7a 40MHz 802.11ax(SU) BW (UNII) Maximum Conducted Output Power – Standard Power (Mid Data Rate)

6GHz (40MHz Bandwidth)	Frequency [MHz]	Channel	Detector	Conducted Power [dBm]	Ant. Gain [dBi]	Max e.i.r.p. [dBm]	Max e.i.r.p. Limit [dBm]	e.i.r.p. Margin [dB]
	5965	3	AVG	18.90	1.20	20.10	30.00	-9.90
	6165	43	AVG	18.91	1.20	20.11	30.00	-9.90
	6405	91	AVG	18.21	1.20	19.41	30.00	-10.59
	6565	123	AVG	17.53	2.00	19.53	30.00	-10.47
	6725	155	AVG	17.65	2.00	19.65	30.00	-10.35
	6845	179	AVG	18.32	2.00	20.32	30.00	-9.68

Table 7-28. Antenna WF7a 40MHz 802.11ax(SU) BW (UNII) Maximum Conducted Output Power – Standard Power (High Data Rate)

6GHz (80MHz Bandwidth)	Frequency [MHz]	Channel	Detector	Conducted Power [dBm]	Ant. Gain [dBi]	Max e.i.r.p. [dBm]	Max e.i.r.p. Limit [dBm]	e.i.r.p. Margin [dB]
	5985	7	AVG	18.87	1.20	20.07	30.00	-9.94
	6065	23	AVG	18.77	1.20	19.97	30.00	-10.03
	6145	39	AVG	18.83	1.20	20.03	30.00	-9.97
	6385	87	AVG	18.42	1.20	19.62	30.00	-10.38
	6625	135	AVG	17.49	2.00	19.49	30.00	-10.51
	6705	151	AVG	17.63	2.00	19.63	30.00	-10.37
	6785	167	AVG	17.52	2.00	19.52	30.00	-10.48

Table 7-29. Antenna WF7a 80MHz BW 802.11ax(SU) (UNII) Maximum Conducted Output Power – Standard Power (Low Data Rate)

FCC ID: BCGA2898 IC: 579C-A2898		MEASUREMENT REPORT (CERTIFICATION)	Approved by: Technical Manager
Test Report S/N: 1C2311270065-13-R2.BCG	Test Dates: 12/1/2023 - 04/04/2024	EUT Type: Tablet Device	Page 72 of 552

6GHz (80MHz Bandwidth)	Frequency [MHz]	Channel	Detector	Conducted Power [dBm]	Ant. Gain [dBi]	Max e.i.r.p. [dBm]	Max e.i.r.p. Limit [dBm]	e.i.r.p. Margin [dB]
	5985	7	AVG	19.00	1.20	20.20	30.00	-9.80
	6065	23	AVG	18.89	1.20	20.09	30.00	-9.91
	6145	39	AVG	18.74	1.20	19.94	30.00	-10.06
	6385	87	AVG	18.55	1.20	19.75	30.00	-10.25
	6625	135	AVG	17.58	2.00	19.58	30.00	-10.42
	6705	151	AVG	17.55	2.00	19.55	30.00	-10.45
	6785	167	AVG	17.64	2.00	19.64	30.00	-10.36

Table 7-30. Antenna WF7a 80MHz BW 802.11ax(SU) (UNII) Maximum Conducted Output Power – Standard Power (Mid Data Rate)

6GHz (80MHz Bandwidth)	Frequency [MHz]	Channel	Detector	Conducted Power [dBm]	Ant. Gain [dBi]	Max e.i.r.p. [dBm]	Max e.i.r.p. Limit [dBm]	e.i.r.p. Margin [dB]
	5985	7	AVG	18.87	1.20	20.07	30.00	-9.93
	6065	23	AVG	18.81	1.20	20.01	30.00	-9.99
	6145	39	AVG	18.71	1.20	19.91	30.00	-10.09
	6385	87	AVG	18.31	1.20	19.51	30.00	-10.49
	6625	135	AVG	17.49	2.00	19.49	30.00	-10.51
	6705	151	AVG	17.50	2.00	19.50	30.00	-10.50
	6785	167	AVG	17.45	2.00	19.45	30.00	-10.55

Table 7-31. Antenna WF7a 80MHz BW 802.11ax(SU) (UNII) Maximum Conducted Output Power – Standard Power (High Data Rate)

6GHz (160MHz Bandwidth)	Frequency [MHz]	Channel	Detector	Conducted Power [dBm]	Ant. Gain [dBi]	Max e.i.r.p. [dBm]	Max e.i.r.p. Limit [dBm]	e.i.r.p. Margin [dB]
	6025	15	AVG	18.84	1.20	20.04	30.00	-9.96
	6185	47	AVG	18.54	1.20	19.74	30.00	-10.26
	6345	79	AVG	18.41	1.20	19.61	30.00	-10.40
	6665	143	AVG	17.39	2.00	19.39	30.00	-10.61

Table 7-32. Antenna WF7a 160MHz BW 802.11ax(SU) (UNII) Maximum Conducted Output Power – Standard Power (Low Data Rate)

FCC ID: BCGA2898 IC: 579C-A2898		MEASUREMENT REPORT (CERTIFICATION)	Approved by: Technical Manager
Test Report S/N: 1C2311270065-13-R2.BCG	Test Dates: 12/1/2023 - 04/04/2024	EUT Type: Tablet Device	Page 73 of 552

6GHz (160MHz Bandwidth)	Frequency [MHz]	Channel	Detector	Conducted Power [dBm]	Ant. Gain [dBi]	Max e.i.r.p. [dBm]	Max e.i.r.p. Limit [dBm]	e.i.r.p. Margin [dB]
	6025	15	AVG	18.87	1.20	20.07	30.00	-9.93
	6185	47	AVG	18.68	1.20	19.88	30.00	-10.12
	6345	79	AVG	18.58	1.20	19.78	30.00	-10.22
	6665	143	AVG	17.29	2.00	19.29	30.00	-10.71

Table 7-33. Antenna WF7a 160MHz BW 802.11ax(SU) (UNII) Maximum Conducted Output Power – Standard Power (Mid Data Rate)

6GHz (160MHz Bandwidth)	Frequency [MHz]	Channel	Detector	Conducted Power [dBm]	Ant. Gain [dBi]	Max e.i.r.p. [dBm]	Max e.i.r.p. Limit [dBm]	e.i.r.p. Margin [dB]
	6025	15	AVG	18.62	1.20	19.82	30.00	-10.18
	6185	47	AVG	18.33	1.20	19.53	30.00	-10.47
	6345	79	AVG	18.19	1.20	19.39	30.00	-10.61
	6665	143	AVG	17.03	2.00	19.03	30.00	-10.97

Table 7-34. Antenna WF7a 160MHz BW 802.11ax(SU) (UNII) Maximum Conducted Output Power – Standard Power (High Data Rate)

FCC ID: BCGA2898 IC: 579C-A2898		MEASUREMENT REPORT (CERTIFICATION)	Approved by: Technical Manager
Test Report S/N: 1C2311270065-13-R2.BCG	Test Dates: 12/1/2023 - 04/04/2024	EUT Type: Tablet Device	Page 74 of 552

7.3.2 Antenna WF2a Conducted Output Power Measurements

6GHz (20MHz Bandwidth)	Frequency [MHz]	Channel	Detector	Conducted Power [dBm]		Ant. Gain [dBi]	Max e.i.r.p. [dBm]	Max e.i.r.p. Limit [dBm]	e.i.r.p. Margin [dB]
				802.11a	802.11ax				
				5955	1				
6175	45	AVG	7.88	7.93	1.00	8.93	24.00	-15.07	
6415	93	AVG	7.35	7.49	1.00	8.49	24.00	-15.51	
6435	97	AVG	6.74	6.75	-0.50	6.25	24.00	-17.75	
6475	105	AVG	6.54	6.75	-0.50	6.25	24.00	-17.75	
6515	113	AVG	6.75	6.56	-0.50	6.25	24.00	-17.75	
6535	117	AVG	5.72	5.73	0.70	6.43	24.00	-17.57	
6695	149	AVG	5.75	5.62	0.70	6.45	24.00	-17.55	
6875	185	AVG	5.32	5.63	0.70	6.33	24.00	-17.68	
6895	189	AVG	7.50	7.28	0.00	7.50	24.00	-16.50	
6995	209	AVG	7.50	7.40	0.00	7.50	24.00	-16.50	
7115	233	AVG	7.39	7.50	0.00	7.50	24.00	-16.50	

Table 7-35. Antenna WF2a 20MHz BW 802.11a/ax(SU) (UNII) LPI Maximum Conducted Output Power (Low Data Rate)

6GHz (20MHz Bandwidth)	Frequency [MHz]	Channel	Detector	Conducted Power [dBm]		Ant. Gain [dBi]	Max e.i.r.p. [dBm]	Max e.i.r.p. Limit [dBm]	e.i.r.p. Margin [dB]
				802.11a	802.11ax				
				5955	1				
6175	45	AVG	7.88	7.99	1.00	8.99	24.00	-15.01	
6415	93	AVG	7.50	7.40	1.00	8.50	24.00	-15.50	
6435	97	AVG	6.68	6.64	-0.50	6.18	24.00	-17.82	
6475	105	AVG	6.71	6.75	-0.50	6.25	24.00	-17.75	
6515	113	AVG	6.75	6.67	-0.50	6.25	24.00	-17.75	
6535	117	AVG	5.56	5.75	0.70	6.45	24.00	-17.55	
6695	149	AVG	5.61	5.66	0.70	6.36	24.00	-17.64	
6875	185	AVG	5.75	5.75	0.70	6.45	24.00	-17.55	
6895	189	AVG	7.35	7.29	0.00	7.35	24.00	-16.65	
6995	209	AVG	7.45	7.42	0.00	7.45	24.00	-16.55	
7095	229	AVG	7.50	7.50	0.00	7.50	24.00	-16.50	
7115	233	AVG	7.33	7.42	0.00	7.42	24.00	-16.58	

Table 7-36. Antenna WF2a 20MHz BW 802.11a/ax(SU) (UNII) LPI Maximum Conducted Output Power (Mid Data Rate)

FCC ID: BCGA2898 IC: 579C-A2898		MEASUREMENT REPORT (CERTIFICATION)	Approved by: Technical Manager
Test Report S/N: 1C2311270065-13-R2.BCG	Test Dates: 12/1/2023 - 04/04/2024	EUT Type: Tablet Device	Page 75 of 552

6GHz (20MHz Bandwidth)	Frequency [MHz]	Channel	Detector	Conducted Power [dBm]		Ant. Gain [dBi]	Max e.i.r.p. [dBm]	Max e.i.r.p. Limit [dBm]	e.i.r.p. Margin [dB]
				802.11a	802.11ax				
				5955	1				
6175	45	AVG	8.00	7.76	1.00	9.00	24.00	-15.00	
6415	93	AVG	7.50	7.33	1.00	8.50	24.00	-15.50	
6435	97	AVG	6.65	6.59	-0.50	6.15	24.00	-17.85	
6475	105	AVG	6.52	6.51	-0.50	6.02	24.00	-17.98	
6515	113	AVG	6.66	6.73	-0.50	6.23	24.00	-17.77	
6535	117	AVG	5.75	5.67	0.70	6.45	24.00	-17.55	
6695	149	AVG	5.54	5.75	0.70	6.45	24.00	-17.55	
6875	185	AVG	5.65	5.59	0.70	6.35	24.00	-17.65	
6895	189	AVG	7.34	7.50	0.00	7.50	24.00	-16.50	
6995	209	AVG	7.40	7.49	0.00	7.49	24.00	-16.51	
7095	229	AVG	7.44	7.50	0.00	7.50	24.00	-16.50	
7115	233	AVG	7.30	7.35	0.00	7.35	24.00	-16.65	

Table 7-37. Antenna WF2a 20MHz BW 802.11a/ax(SU) (UNII) LPI Maximum Conducted Output Power (High Data Rate)

6GHz (40MHz Bandwidth)	Frequency [MHz]	Channel	Detector	Conducted Power [dBm]	Ant. Gain [dBi]	Max e.i.r.p. [dBm]	Max e.i.r.p. Limit [dBm]	e.i.r.p. Margin [dB]								
									5965	3	AVG	10.25	1.00	11.25	24.00	-12.75
									6165	43	AVG	10.81	1.00	11.81	24.00	-12.19
6405	91	AVG	10.32	1.00	11.32	24.00	-12.69									
6445	99	AVG	9.58	-0.50	9.08	24.00	-14.92									
6485	107	AVG	9.74	-0.50	9.24	24.00	-14.76									
6525	115	AVG	8.71	-0.50	8.21	24.00	-15.79									
6565	123	AVG	8.54	0.70	9.24	24.00	-14.76									
6725	155	AVG	8.54	0.70	9.24	24.00	-14.76									
6845	179	AVG	8.45	0.70	9.15	24.00	-14.86									
6885	187	AVG	8.50	0.00	8.50	24.00	-15.50									
7005	211	AVG	10.35	0.00	10.35	24.00	-13.65									
7045	219	AVG	10.39	0.00	10.39	24.00	-13.61									
7085	227	AVG	10.45	0.00	10.45	24.00	-13.55									

Table 7-38. Antenna WF2a 40MHz 802.11ax(SU) BW (UNII) LPI Maximum Conducted Output Power (Low Data Rate)

FCC ID: BCGA2898 IC: 579C-A2898		MEASUREMENT REPORT (CERTIFICATION)	Approved by: Technical Manager
Test Report S/N: 1C2311270065-13-R2.BCG	Test Dates: 12/1/2023 - 04/04/2024	EUT Type: Tablet Device	Page 76 of 552

6GHz (40MHz Bandwidth)	Frequency [MHz]	Channel	Detector	Conducted Power [dBm]	Ant. Gain [dBi]	Max e.i.r.p. [dBm]	Max e.i.r.p. Limit [dBm]	e.i.r.p. Margin [dB]
	5965	3	AVG	10.10	1.00	11.10	24.00	-12.91
	6165	43	AVG	10.82	1.00	11.82	24.00	-12.18
	6405	91	AVG	10.50	1.00	11.50	24.00	-12.50
	6445	99	AVG	9.74	-0.50	9.24	24.00	-14.76
	6485	107	AVG	9.55	-0.50	9.05	24.00	-14.95
	6525	115	AVG	8.75	-0.50	8.25	24.00	-15.75
	6565	123	AVG	8.71	0.70	9.41	24.00	-14.59
	6725	155	AVG	8.67	0.70	9.37	24.00	-14.63
	6845	179	AVG	8.55	0.70	9.25	24.00	-14.75
	6885	187	AVG	8.65	0.00	8.65	24.00	-15.36
	7005	211	AVG	10.48	0.00	10.48	24.00	-13.52
	7045	219	AVG	10.50	0.00	10.50	24.00	-13.50
	7085	227	AVG	10.50	0.00	10.50	24.00	-13.50

Table 7-39. Antenna WF2a 40MHz 802.11ax(SU) BW (UNII) LPI Maximum Conducted Output Power (Mid Data Rate)

6GHz (40MHz Bandwidth)	Frequency [MHz]	Channel	Detector	Conducted Power [dBm]	Ant. Gain [dBi]	Max e.i.r.p. [dBm]	Max e.i.r.p. Limit [dBm]	e.i.r.p. Margin [dB]
	5965	3	AVG	10.15	1.00	11.15	24.00	-12.86
	6165	43	AVG	10.77	1.00	11.77	24.00	-12.23
	6405	91	AVG	10.49	1.00	11.49	24.00	-12.51
	6445	99	AVG	9.62	-0.50	9.12	24.00	-14.88
	6485	107	AVG	9.75	-0.50	9.25	24.00	-14.75
	6525	115	AVG	8.75	-0.50	8.25	24.00	-15.75
	6565	123	AVG	8.75	0.70	9.45	24.00	-14.55
	6725	155	AVG	8.67	0.70	9.37	24.00	-14.63
	6845	179	AVG	8.75	0.70	9.45	24.00	-14.55
	6885	187	AVG	8.58	0.00	8.58	24.00	-15.42
	7005	211	AVG	10.45	0.00	10.45	24.00	-13.55
	7045	219	AVG	10.45	0.00	10.45	24.00	-13.55
	7085	227	AVG	10.40	0.00	10.40	24.00	-13.60

Table 7-40. Antenna WF2a 40MHz 802.11ax(SU) BW (UNII) LPI Maximum Conducted Output Power (High Data Rate)

FCC ID: BCGA2898 IC: 579C-A2898		MEASUREMENT REPORT (CERTIFICATION)	Approved by: Technical Manager
Test Report S/N: 1C2311270065-13-R2.BCG	Test Dates: 12/1/2023 - 04/04/2024	EUT Type: Tablet Device	Page 77 of 552

6GHz (80MHz Bandwidth)	Frequency [MHz]	Channel	Detector	Conducted Power [dBm]	Ant. Gain [dBi]	Max e.i.r.p. [dBm]	Max e.i.r.p. Limit [dBm]	e.i.r.p. Margin [dB]
	5985	7	AVG	13.05	1.00	14.05	24.00	-9.95
	6065	23	AVG	13.25	1.00	14.25	24.00	-9.75
	6145	39	AVG	14.00	1.00	15.00	24.00	-9.00
	6385	87	AVG	13.40	1.00	14.40	24.00	-9.61
	6465	103	AVG	12.73	-0.50	12.23	24.00	-11.77
	6545	119	AVG	11.55	0.70	12.25	24.00	-11.75
	6705	151	AVG	11.50	0.70	12.20	24.00	-11.80
	6865	183	AVG	11.58	0.70	12.28	24.00	-11.72
	6945	199	AVG	13.50	0.00	13.50	24.00	-10.50
7025	215	AVG	13.30	0.00	13.30	24.00	-10.70	

Table 7-41. Antenna WF2a 80MHz BW 802.11ax(SU) (UNII) LPI Maximum Conducted Output Power (Low Data Rate)

6GHz (80MHz Bandwidth)	Frequency [MHz]	Channel	Detector	Conducted Power [dBm]	Ant. Gain [dBi]	Max e.i.r.p. [dBm]	Max e.i.r.p. Limit [dBm]	e.i.r.p. Margin [dB]
	5985	7	AVG	13.03	1.00	14.03	24.00	-9.97
	6065	23	AVG	13.02	1.00	14.02	24.00	-9.98
	6145	39	AVG	13.92	1.00	14.92	24.00	-9.08
	6385	87	AVG	13.26	1.00	14.26	24.00	-9.74
	6465	103	AVG	12.46	-0.50	11.96	24.00	-12.04
	6545	119	AVG	11.75	0.70	12.45	24.00	-11.55
	6705	151	AVG	11.75	0.70	12.45	24.00	-11.55
	6865	183	AVG	11.59	0.70	12.29	24.00	-11.71
	6945	199	AVG	13.40	0.00	13.40	24.00	-10.60
7025	215	AVG	13.50	0.00	13.50	24.00	-10.50	

Table 7-42. Antenna WF2a 80MHz BW 802.11ax(SU) (UNII) LPI Maximum Conducted Output Power (Mid Data Rate)

FCC ID: BCGA2898 IC: 579C-A2898		MEASUREMENT REPORT (CERTIFICATION)	Approved by: Technical Manager
Test Report S/N: 1C2311270065-13-R2.BCG	Test Dates: 12/1/2023 - 04/04/2024	EUT Type: Tablet Device	Page 78 of 552

6GHz (80MHz Bandwidth)	Frequency [MHz]	Channel	Detector	Conducted Power [dBm]	Ant. Gain [dBi]	Max e.i.r.p. [dBm]	Max e.i.r.p. Limit [dBm]	e.i.r.p. Margin [dB]
	5985	7	AVG	13.15	1.00	14.15	24.00	-9.85
	6065	23	AVG	13.25	1.00	14.25	24.00	-9.75
	6145	39	AVG	14.00	1.00	15.00	24.00	-9.00
	6385	87	AVG	13.24	1.00	14.24	24.00	-9.77
	6465	103	AVG	12.75	-0.50	12.25	24.00	-11.75
	6545	119	AVG	11.57	0.70	12.27	24.00	-11.73
	6705	151	AVG	11.54	0.70	12.24	24.00	-11.76
	6865	183	AVG	11.60	0.70	12.30	24.00	-11.70
	6945	199	AVG	13.42	0.00	13.42	24.00	-10.58
7025	215	AVG	13.39	0.00	13.39	24.00	-10.61	

Table 7-43. Antenna WF2a 80MHz BW 802.11ax(SU) (UNII) LPI Maximum Conducted Output Power (High Data Rate)

6GHz (160MHz Bandwidth)	Frequency [MHz]	Channel	Detector	Conducted Power [dBm]	Ant. Gain [dBi]	Max e.i.r.p. [dBm]	Max e.i.r.p. Limit [dBm]	e.i.r.p. Margin [dB]
	6025	15	AVG	15.60	1.00	16.60	24.00	-7.40
	6185	47	AVG	16.45	1.00	17.45	24.00	-6.55
	6345	79	AVG	15.90	1.00	16.90	24.00	-7.10
	6505	111	AVG	14.25	-0.50	13.75	24.00	-10.25
	6665	143	AVG	14.12	0.70	14.82	24.00	-9.18
	6825	175	AVG	14.15	0.70	14.85	24.00	-9.15
	6985	207	AVG	16.00	0.00	16.00	24.00	-8.00

Table 7-44. Antenna WF2a 160MHz BW 802.11ax(SU) (UNII) LPI Maximum Conducted Output Power (Low Data Rate)

6GHz (160MHz Bandwidth)	Frequency [MHz]	Channel	Detector	Conducted Power [dBm]	Ant. Gain [dBi]	Max e.i.r.p. [dBm]	Max e.i.r.p. Limit [dBm]	e.i.r.p. Margin [dB]
	6025	15	AVG	15.55	1.00	16.55	24.00	-7.45
	6185	47	AVG	16.28	1.00	17.28	24.00	-6.72
	6345	79	AVG	15.79	1.00	16.79	24.00	-7.21
	6505	111	AVG	14.14	-0.50	13.64	24.00	-10.36
	6665	143	AVG	14.01	0.70	14.71	24.00	-9.29
	6825	175	AVG	14.04	0.70	14.74	24.00	-9.26
	6985	207	AVG	15.88	0.00	15.88	24.00	-8.12

Table 7-45. Antenna WF2a 160MHz BW 802.11ax(SU) (UNII) LPI Maximum Conducted Output Power (Mid Data Rate)

FCC ID: BCGA2898 IC: 579C-A2898		MEASUREMENT REPORT (CERTIFICATION)		Approved by: Technical Manager
Test Report S/N: 1C2311270065-13-R2.BCG	Test Dates: 12/1/2023 - 04/04/2024	EUT Type: Tablet Device		Page 79 of 552

6GHz (160MHz Bandwidth)	Frequency [MHz]	Channel	Detector	Conducted Power [dBm]	Ant. Gain [dBi]	Max e.i.r.p. [dBm]	Max e.i.r.p. Limit [dBm]	e.i.r.p. Margin [dB]
	6025	15	AVG	15.66	1.00	16.66	24.00	-7.34
	6185	47	AVG	16.41	1.00	17.41	24.00	-6.59
	6345	79	AVG	15.94	1.00	16.94	24.00	-7.06
	6505	111	AVG	14.03	-0.50	13.53	24.00	-10.48
	6665	143	AVG	14.13	0.70	14.83	24.00	-9.17
	6825	175	AVG	14.04	0.70	14.74	24.00	-9.26
	6985	207	AVG	15.86	0.00	15.86	24.00	-8.14

Table 7-46. Antenna WF2a 160MHz BW 802.11ax(SU) (UNII) LPI Maximum Conducted Output Power (High Data Rate)

FCC ID: BCGA2898 IC: 579C-A2898		MEASUREMENT REPORT (CERTIFICATION)	Approved by: Technical Manager
Test Report S/N: 1C2311270065-13-R2.BCG	Test Dates: 12/1/2023 - 04/04/2024	EUT Type: Tablet Device	Page 80 of 552

6GHz (20MHz Bandwidth)	Frequency [MHz]	Channel	Detector	Conducted Power [dBm]		Ant. Gain [dBi]	Max e.i.r.p. [dBm]	Max e.i.r.p. Limit [dBm]	e.i.r.p. Margin [dB]
				802.11a	802.11ax				
				5955	1				
6175	45	AVG	18.35	18.63	1.00	19.63	30.00	-10.37	
6415	93	AVG	18.50	18.71	1.00	19.71	30.00	-10.29	
6535	117	AVG	18.19	18.50	0.70	19.20	30.00	-10.80	
6695	149	AVG	17.65	17.89	0.70	18.59	30.00	-11.41	
6855	181	AVG	17.43	17.59	0.70	18.29	30.00	-11.71	

Table 7-47. Antenna WF2a 20MHz BW 802.11a/ax(SU) (UNII) Maximum Conducted Output Power – Standard Power (Low Data Rate)

6GHz (20MHz Bandwidth)	Frequency [MHz]	Channel	Detector	Conducted Power [dBm]		Ant. Gain [dBi]	Max e.i.r.p. [dBm]	Max e.i.r.p. Limit [dBm]	e.i.r.p. Margin [dB]
				802.11a	802.11ax				
				5955	1				
6175	45	AVG	18.64	18.43	1.00	19.64	30.00	-10.36	
6415	93	AVG	18.75	18.60	1.00	19.75	30.00	-10.25	
6535	117	AVG	18.39	18.15	0.70	19.09	30.00	-10.91	
6695	149	AVG	17.91	17.94	0.70	18.64	30.00	-11.36	
6855	181	AVG	17.49	17.58	0.70	18.28	30.00	-11.72	

Table 7-48. Antenna WF2a 20MHz BW 802.11a/ax(SU) (UNII) Maximum Conducted Output Power – Standard Power (Mid Data Rate)

6GHz (20MHz Bandwidth)	Frequency [MHz]	Channel	Detector	Conducted Power [dBm]		Ant. Gain [dBi]	Max e.i.r.p. [dBm]	Max e.i.r.p. Limit [dBm]	e.i.r.p. Margin [dB]
				802.11a	802.11ax				
				5955	1				
6175	45	AVG	18.43	18.54	1.00	19.54	30.00	-10.46	
6415	93	AVG	18.63	18.39	1.00	19.63	30.00	-10.37	
6535	117	AVG	18.11	18.22	0.70	18.92	30.00	-11.09	
6695	149	AVG	17.74	17.75	0.70	18.45	30.00	-11.55	
6855	181	AVG	17.32	17.38	0.70	18.08	30.00	-11.92	

Table 7-49. Antenna WF2a 20MHz BW 802.11a/ax(SU) (UNII) Maximum Conducted Output Power – Standard Power (High Data Rate)

6GHz (40MHz Bandwidth)	Frequency [MHz]	Channel	Detector	Conducted Power [dBm]	Ant. Gain [dBi]	Max e.i.r.p. [dBm]	Max e.i.r.p. Limit [dBm]	e.i.r.p. Margin [dB]
	5965	3	AVG	18.58	1.00	19.58	30.00	-10.42
	6165	43	AVG	18.68	1.00	19.68	30.00	-10.32
	6405	91	AVG	18.77	1.00	19.77	30.00	-10.23
	6565	123	AVG	18.28	0.70	18.98	30.00	-11.02
	6725	155	AVG	18.00	0.70	18.70	30.00	-11.30
	6845	179	AVG	17.85	0.70	18.55	30.00	-11.45

Table 7-50. Antenna WF2a 40MHz 802.11ax(SU) BW (UNII) Maximum Conducted Output Power – Standard Power (Low Data Rate)

FCC ID: BCGA2898 IC: 579C-A2898		MEASUREMENT REPORT (CERTIFICATION)	Approved by: Technical Manager
Test Report S/N: 1C2311270065-13-R2.BCG	Test Dates: 12/1/2023 - 04/04/2024	EUT Type: Tablet Device	Page 81 of 552

6GHz (40MHz Bandwidth)	Frequency [MHz]	Channel	Detector	Conducted Power [dBm]	Ant. Gain [dBi]	Max e.i.r.p. [dBm]	Max e.i.r.p. Limit [dBm]	e.i.r.p. Margin [dB]
	5965	3	AVG	18.69	1.00	19.69	30.00	-10.31
	6165	43	AVG	18.61	1.00	19.61	30.00	-10.39
	6405	91	AVG	18.78	1.00	19.78	30.00	-10.22
	6565	123	AVG	18.34	0.70	19.04	30.00	-10.96
	6725	155	AVG	18.08	0.70	18.78	30.00	-11.22
	6845	179	AVG	17.85	0.70	18.55	30.00	-11.46

Table 7-51. Antenna WF2a 40MHz 802.11ax(SU) BW (UNII) Maximum Conducted Output Power – Standard Power (Mid Data Rate)

6GHz (40MHz Bandwidth)	Frequency [MHz]	Channel	Detector	Conducted Power [dBm]	Ant. Gain [dBi]	Max e.i.r.p. [dBm]	Max e.i.r.p. Limit [dBm]	e.i.r.p. Margin [dB]
	5965	3	AVG	18.58	1.00	19.58	30.00	-10.42
	6165	43	AVG	18.69	1.00	19.69	30.00	-10.31
	6405	91	AVG	18.65	1.00	19.65	30.00	-10.35
	6565	123	AVG	18.46	0.70	19.16	30.00	-10.85
	6725	155	AVG	17.92	0.70	18.62	30.00	-11.38
	6845	179	AVG	17.70	0.70	18.40	30.00	-11.60

Table 7-52. Antenna WF2a 40MHz 802.11ax(SU) BW (UNII) Maximum Conducted Output Power – Standard Power (High Data Rate)

6GHz (80MHz Bandwidth)	Frequency [MHz]	Channel	Detector	Conducted Power [dBm]	Ant. Gain [dBi]	Max e.i.r.p. [dBm]	Max e.i.r.p. Limit [dBm]	e.i.r.p. Margin [dB]
	5985	7	AVG	18.35	1.00	19.35	30.00	-10.65
	6065	23	AVG	18.47	1.00	19.47	30.00	-10.54
	6145	39	AVG	18.67	1.00	19.67	30.00	-10.33
	6385	87	AVG	18.99	1.00	19.99	30.00	-10.01
	6625	135	AVG	18.24	0.70	18.94	30.00	-11.07
	6705	151	AVG	18.16	0.70	18.86	30.00	-11.14
	6785	167	AVG	17.91	0.70	18.61	30.00	-11.39

Table 7-53. Antenna WF2a 80MHz BW 802.11ax(SU) (UNII) Maximum Conducted Output Power – Standard Power (Low Data Rate)

FCC ID: BCGA2898 IC: 579C-A2898		MEASUREMENT REPORT (CERTIFICATION)	Approved by: Technical Manager
Test Report S/N: 1C2311270065-13-R2.BCG	Test Dates: 12/1/2023 - 04/04/2024	EUT Type: Tablet Device	Page 82 of 552

6GHz (80MHz Bandwidth)	Frequency [MHz]	Channel	Detector	Conducted Power [dBm]	Ant. Gain [dBi]	Max e.i.r.p. [dBm]	Max e.i.r.p. Limit [dBm]	e.i.r.p. Margin [dB]
	5985	7	AVG	18.64	1.00	19.64	30.00	-10.37
	6065	23	AVG	18.61	1.00	19.61	30.00	-10.39
	6145	39	AVG	18.92	1.00	19.92	30.00	-10.08
	6385	87	AVG	18.77	1.00	19.77	30.00	-10.23
	6625	135	AVG	18.42	0.70	19.12	30.00	-10.88
	6705	151	AVG	18.20	0.70	18.90	30.00	-11.10
	6785	167	AVG	18.03	0.70	18.73	30.00	-11.28

Table 7-54. Antenna WF2a 80MHz BW 802.11ax(SU) (UNII) Maximum Conducted Output Power – Standard Power (Mid Data Rate)

6GHz (80MHz Bandwidth)	Frequency [MHz]	Channel	Detector	Conducted Power [dBm]	Ant. Gain [dBi]	Max e.i.r.p. [dBm]	Max e.i.r.p. Limit [dBm]	e.i.r.p. Margin [dB]
	5985	7	AVG	18.42	1.00	19.42	30.00	-10.58
	6065	23	AVG	18.44	1.00	19.44	30.00	-10.56
	6145	39	AVG	18.72	1.00	19.72	30.00	-10.28
	6385	87	AVG	18.76	1.00	19.76	30.00	-10.24
	6625	135	AVG	18.23	0.70	18.93	30.00	-11.07
	6705	151	AVG	18.16	0.70	18.86	30.00	-11.14
	6785	167	AVG	17.86	0.70	18.56	30.00	-11.44

Table 7-55. Antenna WF2a 80MHz BW 802.11ax(SU) (UNII) Maximum Conducted Output Power – Standard Power (High Data Rate)

6GHz (160MHz Bandwidth)	Frequency [MHz]	Channel	Detector	Conducted Power [dBm]	Ant. Gain [dBi]	Max e.i.r.p. [dBm]	Max e.i.r.p. Limit [dBm]	e.i.r.p. Margin [dB]
	6025	15	AVG	18.53	1.00	19.53	30.00	-10.47
	6185	47	AVG	18.67	1.00	19.67	30.00	-10.33
	6345	79	AVG	18.41	1.00	19.41	30.00	-10.59
	6665	143	AVG	18.06	0.70	18.76	30.00	-11.24

Table 7-56. Antenna WF2a 160MHz BW 802.11ax(SU) (UNII) Maximum Conducted Output Power – Standard Power (Low Data Rate)

6GHz (160MHz Bandwidth)	Frequency [MHz]	Channel	Detector	Conducted Power [dBm]	Ant. Gain [dBi]	Max e.i.r.p. [dBm]	Max e.i.r.p. Limit [dBm]	e.i.r.p. Margin [dB]
	6025	15	AVG	18.69	1.00	19.69	30.00	-10.32
	6185	47	AVG	18.70	1.00	19.70	30.00	-10.30
	6345	79	AVG	18.54	1.00	19.54	30.00	-10.46
	6665	143	AVG	18.00	0.70	18.70	30.00	-11.30

Table 7-57. Antenna WF2a 160MHz BW 802.11ax(SU) (UNII) Maximum Conducted Output Power – Standard Power (Mid Data Rate)

FCC ID: BCGA2898 IC: 579C-A2898		MEASUREMENT REPORT (CERTIFICATION)		Approved by: Technical Manager
Test Report S/N: 1C2311270065-13-R2.BCG	Test Dates: 12/1/2023 - 04/04/2024	EUT Type: Tablet Device		Page 83 of 552

6GHz (160MHz Bandwidth)	Frequency [MHz]	Channel	Detector	Conducted Power [dBm]	Ant. Gain [dBi]	Max e.i.r.p. [dBm]	Max e.i.r.p. Limit [dBm]	e.i.r.p. Margin [dB]
	6025	15	AVG	18.19	1.00	19.19	30.00	-10.81
	6185	47	AVG	18.38	1.00	19.38	30.00	-10.62
	6345	79	AVG	18.22	1.00	19.22	30.00	-10.78
	6665	143	AVG	17.61	0.70	18.31	30.00	-11.69

Table 7-58. Antenna WF2a 160MHz BW 802.11ax(SU) (UNII) Maximum Conducted Output Power – Standard Power (High Data Rate)

FCC ID: BCGA2898 IC: 579C-A2898		MEASUREMENT REPORT (CERTIFICATION)	Approved by: Technical Manager
Test Report S/N: 1C2311270065-13-R2.BCG	Test Dates: 12/1/2023 - 04/04/2024	EUT Type: Tablet Device	Page 84 of 552

7.3.3 Antenna WF7b Conducted Output Power Measurements

5GHz (20MHz Bandwidth)	Frequency [MHz]	Channel	Detector	Conducted Power [dBm]		Ant. Gain [dBi]	Max e.i.r.p. [dBm]	Max e.i.r.p. Limit [dBm]	e.i.r.p. Margin [dB]
				802.11a	802.11ax				
				5955	1				
6175	45	AVG	7.90	7.91	0.80	8.71	24.00	-15.29	
6415	93	AVG	7.50	7.49	0.80	8.30	24.00	-15.70	
6435	97	AVG	6.50	6.59	-1.50	5.09	24.00	-18.91	
6475	105	AVG	6.71	6.65	-1.50	5.21	24.00	-18.80	
6515	113	AVG	6.75	6.74	-1.50	5.25	24.00	-18.75	
6535	117	AVG	5.74	5.75	2.50	8.25	24.00	-15.75	
6695	149	AVG	5.63	5.70	2.50	8.20	24.00	-15.80	
6875	185	AVG	5.75	5.64	2.50	8.25	24.00	-15.75	
6895	189	AVG	7.43	7.50	0.70	8.20	24.00	-15.80	
6995	209	AVG	7.42	7.50	0.70	8.20	24.00	-15.80	
7115	233	AVG	7.38	7.50	0.70	8.20	24.00	-15.80	

Table 7-59. Antenna WF7b 20MHz BW 802.11a/ax(SU) (UNII) LPI Maximum Conducted Output Power (Low Data Rate)

5GHz (20MHz Bandwidth)	Frequency [MHz]	Channel	Detector	Conducted Power [dBm]		Ant. Gain [dBi]	Max e.i.r.p. [dBm]	Max e.i.r.p. Limit [dBm]	e.i.r.p. Margin [dB]
				802.11a	802.11ax				
				5955	1				
6175	45	AVG	7.76	7.85	0.80	8.65	24.00	-15.35	
6415	93	AVG	7.46	7.50	0.80	8.30	24.00	-15.70	
6435	97	AVG	6.75	6.68	-1.50	5.25	24.00	-18.75	
6475	105	AVG	6.59	6.57	-1.50	5.09	24.00	-18.91	
6515	113	AVG	6.64	6.74	-1.50	5.24	24.00	-18.76	
6535	117	AVG	5.75	5.53	2.50	8.25	24.00	-15.75	
6695	149	AVG	5.69	5.75	2.50	8.25	24.00	-15.75	
6875	185	AVG	5.68	5.69	2.50	8.19	24.00	-15.81	
6895	189	AVG	7.50	7.50	0.70	8.20	24.00	-15.80	
6995	209	AVG	7.34	7.50	0.70	8.20	24.00	-15.80	
7095	229	AVG	7.50	7.15	0.70	8.20	24.00	-15.80	
7115	233	AVG	7.44	7.50	0.70	8.20	24.00	-15.80	

Table 7-60. Antenna WF7b 20MHz BW 802.11a/ax(SU) (UNII) LPI Maximum Conducted Output Power (Mid Data Rate)

FCC ID: BCGA2898 IC: 579C-A2898		MEASUREMENT REPORT (CERTIFICATION)	Approved by: Technical Manager
Test Report S/N: 1C2311270065-13-R2.BCG	Test Dates: 12/1/2023 - 04/04/2024	EUT Type: Tablet Device	Page 85 of 552

5GHz (20MHz Bandwidth)	Frequency [MHz]	Channel	Detector	Conducted Power [dBm]		Ant. Gain [dBi]	Max e.i.r.p. [dBm]	Max e.i.r.p. Limit [dBm]	e.i.r.p. Margin [dB]
				802.11a	802.11ax				
				5955	1				
6175	45	AVG	7.95	7.96	0.80	8.76	24.00	-15.24	
6415	93	AVG	7.34	7.27	0.80	8.14	24.00	-15.86	
6435	97	AVG	6.62	6.53	-1.50	5.12	24.00	-18.88	
6475	105	AVG	6.75	6.70	-1.50	5.25	24.00	-18.75	
6515	113	AVG	6.60	6.60	-1.50	5.10	24.00	-18.90	
6535	117	AVG	5.75	5.75	2.50	8.25	24.00	-15.75	
6695	149	AVG	5.61	5.53	2.50	8.11	24.00	-15.89	
6875	185	AVG	5.75	5.75	2.50	8.25	24.00	-15.75	
6895	189	AVG	7.50	7.50	0.70	8.20	24.00	-15.80	
6995	209	AVG	7.34	7.29	0.70	8.04	24.00	-15.96	
7095	229	AVG	7.50	7.46	0.70	8.20	24.00	-15.80	
7115	233	AVG	7.37	7.44	0.70	8.14	24.00	-15.86	

Table 7-61. Antenna WF7b 20MHz BW 802.11a/ax(SU) (UNII) LPI Maximum Conducted Output Power (High Data Rate)

5GHz (40MHz Bandwidth)	Frequency [MHz]	Channel	Detector	Conducted Power [dBm]	Ant. Gain [dBi]	Max e.i.r.p. [dBm]	Max e.i.r.p. Limit [dBm]	e.i.r.p. Margin [dB]
	5965	3	AVG	10.09	0.80	10.89	24.00	-13.11
	6165	43	AVG	10.99	0.80	11.79	24.00	-12.21
	6405	91	AVG	10.50	0.80	11.30	24.00	-12.70
	6445	99	AVG	9.51	-1.50	8.01	24.00	-15.99
	6485	107	AVG	9.75	-1.50	8.25	24.00	-15.75
	6525	115	AVG	8.63	-1.50	7.13	24.00	-16.87
	6565	123	AVG	8.56	2.50	11.06	24.00	-12.94
	6725	155	AVG	8.68	2.50	11.18	24.00	-12.83
	6845	179	AVG	8.66	2.50	11.16	24.00	-12.84
	6885	187	AVG	8.68	0.70	9.38	24.00	-14.62
	7005	211	AVG	10.43	0.70	11.13	24.00	-12.87
	7045	219	AVG	10.30	0.70	11.00	24.00	-13.00
7085	227	AVG	10.49	0.70	11.19	24.00	-12.81	

Table 7-62. Antenna WF7b 40MHz 802.11ax(SU) BW (UNII) LPI Maximum Conducted Output Power (Low Data Rate)

FCC ID: BCGA2898 IC: 579C-A2898		MEASUREMENT REPORT (CERTIFICATION)	Approved by: Technical Manager
Test Report S/N: 1C2311270065-13-R2.BCG	Test Dates: 12/1/2023 - 04/04/2024	EUT Type: Tablet Device	Page 86 of 552

5GHz (40MHz Bandwidth)	Frequency [MHz]	Channel	Detector	Conducted Power [dBm]	Ant. Gain [dBi]	Max e.i.r.p. [dBm]	Max e.i.r.p. Limit [dBm]	e.i.r.p. Margin [dB]
	5965	3	AVG	10.25	0.80	11.05	24.00	-12.95
	6165	43	AVG	10.96	0.80	11.76	24.00	-12.24
	6405	91	AVG	10.50	0.80	11.30	24.00	-12.70
	6445	99	AVG	9.73	-1.50	8.23	24.00	-15.77
	6485	107	AVG	9.56	-1.50	8.06	24.00	-15.94
	6525	115	AVG	8.71	-1.50	7.21	24.00	-16.79
	6565	123	AVG	8.74	2.50	11.24	24.00	-12.76
	6725	155	AVG	8.75	2.50	11.25	24.00	-12.75
	6845	179	AVG	8.75	2.50	11.25	24.00	-12.75
	6885	187	AVG	8.69	0.70	9.39	24.00	-14.62
	7005	211	AVG	10.49	0.70	11.19	24.00	-12.81
	7045	219	AVG	10.45	0.70	11.15	24.00	-12.85
	7085	227	AVG	10.50	0.70	11.20	24.00	-12.80

Table 7-63. Antenna WF7b 40MHz 802.11ax(SU) BW (UNII) LPI Maximum Conducted Output Power (Mid Data Rate)

5GHz (40MHz Bandwidth)	Frequency [MHz]	Channel	Detector	Conducted Power [dBm]	Ant. Gain [dBi]	Max e.i.r.p. [dBm]	Max e.i.r.p. Limit [dBm]	e.i.r.p. Margin [dB]
	5965	3	AVG	10.12	0.80	10.92	24.00	-13.08
	6165	43	AVG	10.98	0.80	11.78	24.00	-12.22
	6405	91	AVG	10.50	0.80	11.30	24.00	-12.70
	6445	99	AVG	9.56	-1.50	8.06	24.00	-15.94
	6485	107	AVG	9.52	-1.50	8.02	24.00	-15.98
	6525	115	AVG	8.74	-1.50	7.24	24.00	-16.76
	6565	123	AVG	8.60	2.50	11.10	24.00	-12.90
	6725	155	AVG	8.75	2.50	11.25	24.00	-12.75
	6845	179	AVG	8.73	2.50	11.23	24.00	-12.77
	6885	187	AVG	8.75	0.70	9.45	24.00	-14.55
	7005	211	AVG	10.50	0.70	11.20	24.00	-12.80
	7045	219	AVG	10.50	0.70	11.20	24.00	-12.80
	7085	227	AVG	10.50	0.70	11.20	24.00	-12.80

Table 7-64. Antenna WF7b 40MHz 802.11ax(SU) BW (UNII) LPI Maximum Conducted Output Power (High Data Rate)

FCC ID: BCGA2898 IC: 579C-A2898		MEASUREMENT REPORT (CERTIFICATION)	Approved by: Technical Manager
Test Report S/N: 1C2311270065-13-R2.BCG	Test Dates: 12/1/2023 - 04/04/2024	EUT Type: Tablet Device	Page 87 of 552

5GHz (80MHz Bandwidth)	Frequency [MHz]	Channel	Detector	Conducted Power [dBm]	Ant. Gain [dBi]	Max e.i.r.p. [dBm]	Max e.i.r.p. Limit [dBm]	e.i.r.p. Margin [dB]
	5985	7	AVG	13.03	0.80	13.83	24.00	-10.17
	6065	23	AVG	13.16	0.80	13.96	24.00	-10.04
	6145	39	AVG	14.00	0.80	14.80	24.00	-9.20
	6385	87	AVG	13.42	0.80	14.22	24.00	-9.78
	6465	103	AVG	12.71	-1.50	11.21	24.00	-12.79
	6545	119	AVG	11.75	2.50	14.25	24.00	-9.75
	6705	151	AVG	11.64	2.50	14.14	24.00	-9.86
	6865	183	AVG	11.67	2.50	14.17	24.00	-9.83
	6945	199	AVG	13.47	0.70	14.17	24.00	-9.84
	7025	215	AVG	13.50	0.70	14.20	24.00	-9.80

Table 7-65. Antenna WF7b 80MHz BW 802.11ax(SU) (UNII) LPI Maximum Conducted Output Power (Low Data Rate)

5GHz (80MHz Bandwidth)	Frequency [MHz]	Channel	Detector	Conducted Power [dBm]	Ant. Gain [dBi]	Max e.i.r.p. [dBm]	Max e.i.r.p. Limit [dBm]	e.i.r.p. Margin [dB]
	5985	7	AVG	13.20	0.80	14.00	24.00	-10.00
	6065	23	AVG	13.06	0.80	13.86	24.00	-10.14
	6145	39	AVG	13.99	0.80	14.79	24.00	-9.21
	6385	87	AVG	13.50	0.80	14.30	24.00	-9.70
	6465	103	AVG	12.63	-1.50	11.13	24.00	-12.88
	6545	119	AVG	11.53	2.50	14.03	24.00	-9.97
	6705	151	AVG	11.60	2.50	14.10	24.00	-9.90
	6865	183	AVG	11.59	2.50	14.09	24.00	-9.91
	6945	199	AVG	13.39	0.70	14.09	24.00	-9.91
	7025	215	AVG	13.30	0.70	14.00	24.00	-10.00

Table 7-66. Antenna WF7b 80MHz BW 802.11ax(SU) (UNII) LPI Maximum Conducted Output Power (Mid Data Rate)

FCC ID: BCGA2898 IC: 579C-A2898		MEASUREMENT REPORT (CERTIFICATION)	Approved by: Technical Manager
Test Report S/N: 1C2311270065-13-R2.BCG	Test Dates: 12/1/2023 - 04/04/2024	EUT Type: Tablet Device	Page 88 of 552

5GHz (80MHz Bandwidth)	Frequency [MHz]	Channel	Detector	Conducted Power [dBm]	Ant. Gain [dBi]	Max e.i.r.p. [dBm]	Max e.i.r.p. Limit [dBm]	e.i.r.p. Margin [dB]
	5985	7	AVG	13.13	0.80	13.93	24.00	-10.07
	6065	23	AVG	13.25	0.80	14.05	24.00	-9.95
	6145	39	AVG	14.00	0.80	14.80	24.00	-9.20
	6385	87	AVG	13.45	0.80	14.25	24.00	-9.75
	6465	103	AVG	12.61	-1.50	11.11	24.00	-12.90
	6545	119	AVG	11.75	2.50	14.25	24.00	-9.75
	6705	151	AVG	11.66	2.50	14.16	24.00	-9.84
	6865	183	AVG	11.64	2.50	14.14	24.00	-9.86
	6945	199	AVG	13.50	0.70	14.20	24.00	-9.80
	7025	215	AVG	13.38	0.70	14.08	24.00	-9.92

Table 7-67. Antenna WF7b 80MHz BW 802.11ax(SU) (UNII) LPI Maximum Conducted Output Power (High Data Rate)

5GHz (160MHz Bandwidth)	Frequency [MHz]	Channel	Detector	Conducted Power [dBm]	Ant. Gain [dBi]	Max e.i.r.p. [dBm]	Max e.i.r.p. Limit [dBm]	e.i.r.p. Margin [dB]
	6025	15	AVG	15.75	0.80	16.55	24.00	-7.45
	6185	47	AVG	16.41	0.80	17.21	24.00	-6.79
	6345	79	AVG	15.84	0.80	16.64	24.00	-7.36
	6505	111	AVG	14.25	-1.50	12.75	24.00	-11.25
	6665	143	AVG	14.01	2.50	16.51	24.00	-7.49
	6825	175	AVG	14.07	2.50	16.57	24.00	-7.43
6985	207	AVG	16.00	0.70	16.70	24.00	-7.30	

Table 7-68. Antenna WF7b 160MHz BW 802.11ax(SU) (UNII) LPI Maximum Conducted Output Power (Low Data Rate)

5GHz (160MHz Bandwidth)	Frequency [MHz]	Channel	Detector	Conducted Power [dBm]	Ant. Gain [dBi]	Max e.i.r.p. [dBm]	Max e.i.r.p. Limit [dBm]	e.i.r.p. Margin [dB]
	6025	15	AVG	15.74	0.80	16.54	24.00	-7.46
	6185	47	AVG	16.50	0.80	17.30	24.00	-6.70
	6345	79	AVG	15.82	0.80	16.62	24.00	-7.38
	6505	111	AVG	14.25	-1.50	12.75	24.00	-11.25
	6665	143	AVG	14.21	2.50	16.71	24.00	-7.29
	6825	175	AVG	14.08	2.50	16.58	24.00	-7.42
6985	207	AVG	16.00	0.70	16.70	24.00	-7.30	

Table 7-69. Antenna WF7b 160MHz BW 802.11ax(SU) (UNII) LPI Maximum Conducted Output Power (Mid Data Rate)

FCC ID: BCGA2898 IC: 579C-A2898		MEASUREMENT REPORT (CERTIFICATION)	Approved by: Technical Manager
Test Report S/N: 1C2311270065-13-R2.BCG	Test Dates: 12/1/2023 - 04/04/2024	EUT Type: Tablet Device	Page 89 of 552

5GHz (160MHz Bandwidth)	Frequency [MHz]	Channel	Detector	Conducted Power [dBm]	Ant. Gain [dBi]	Max e.i.r.p. [dBm]	Max e.i.r.p. Limit [dBm]	e.i.r.p. Margin [dB]
	6025	15	AVG	15.50	0.80	16.30	24.00	-7.70
	6185	47	AVG	16.39	0.80	17.19	24.00	-6.81
	6345	79	AVG	16.00	0.80	16.80	24.00	-7.20
	6505	111	AVG	14.02	-1.50	12.52	24.00	-11.48
	6665	143	AVG	14.15	2.50	16.65	24.00	-7.35
	6825	175	AVG	14.12	2.50	16.62	24.00	-7.38
	6985	207	AVG	15.89	0.70	16.59	24.00	-7.41

Table 7-70. Antenna WF7b 160MHz BW 802.11ax(SU) (UNII) LPI Maximum Conducted Output Power (High Data Rate)

FCC ID: BCGA2898 IC: 579C-A2898		MEASUREMENT REPORT (CERTIFICATION)	Approved by: Technical Manager
Test Report S/N: 1C2311270065-13-R2.BCG	Test Dates: 12/1/2023 - 04/04/2024	EUT Type: Tablet Device	Page 90 of 552

5GHz (20MHz Bandwidth)	Frequency [MHz]	Channel	Detector	Conducted Power [dBm]		Ant. Gain [dBi]	Max e.i.r.p. [dBm]	Max e.i.r.p. Limit [dBm]	e.i.r.p. Margin [dB]
				802.11a	802.11ax				
				5955	1				
6175	45	AVG	18.27	18.41	0.80	19.21	30.00	-10.79	
6415	93	AVG	18.07	18.36	0.80	19.16	30.00	-10.84	
6535	117	AVG	17.55	17.72	2.50	20.22	30.00	-9.78	
6695	149	AVG	17.28	17.61	2.50	20.11	30.00	-9.89	
6855	181	AVG	17.05	17.25	2.50	19.75	30.00	-10.25	

Table 7-71. Antenna WF7b 20MHz BW 802.11a/ax(SU) (UNII) Maximum Conducted Output Power – Standard Power (Low Data Rate)

5GHz (20MHz Bandwidth)	Frequency [MHz]	Channel	Detector	Conducted Power [dBm]		Ant. Gain [dBi]	Max e.i.r.p. [dBm]	Max e.i.r.p. Limit [dBm]	e.i.r.p. Margin [dB]
				802.11a	802.11ax				
				5955	1				
6175	45	AVG	18.23	18.38	0.80	19.18	30.00	-10.82	
6415	93	AVG	18.17	18.10	0.80	18.97	30.00	-11.03	
6535	117	AVG	17.61	17.80	2.50	20.30	30.00	-9.70	
6695	149	AVG	17.47	17.51	2.50	20.01	30.00	-9.99	
6855	181	AVG	17.08	17.26	2.50	19.76	30.00	-10.24	

Table 7-72. Antenna WF7b 20MHz BW 802.11a/ax(SU) (UNII) Maximum Conducted Output Power – Standard Power (Mid Data Rate)

5GHz (20MHz Bandwidth)	Frequency [MHz]	Channel	Detector	Conducted Power [dBm]		Ant. Gain [dBi]	Max e.i.r.p. [dBm]	Max e.i.r.p. Limit [dBm]	e.i.r.p. Margin [dB]
				802.11a	802.11ax				
				5955	1				
6175	45	AVG	18.22	18.05	0.80	19.02	30.00	-10.98	
6415	93	AVG	18.13	18.04	0.80	18.93	30.00	-11.08	
6535	117	AVG	17.64	17.43	2.50	20.14	30.00	-9.86	
6695	149	AVG	17.44	17.29	2.50	19.94	30.00	-10.06	
6855	181	AVG	17.06	16.96	2.50	19.56	30.00	-10.44	

Table 7-73. Antenna WF7b 20MHz BW 802.11a/ax(SU) (UNII) Maximum Conducted Output Power – Standard Power (High Data Rate)

5GHz (40MHz Bandwidth)	Frequency [MHz]	Channel	Detector	Conducted Power [dBm]	Ant. Gain [dBi]	Max e.i.r.p. [dBm]	Max e.i.r.p. Limit [dBm]	e.i.r.p. Margin [dB]
	5965	3	AVG	18.15	0.80	18.95	30.00	-11.05
	6165	43	AVG	18.58	0.80	19.38	30.00	-10.62
	6405	91	AVG	18.14	0.80	18.94	30.00	-11.06
	6565	123	AVG	17.71	2.50	20.21	30.00	-9.79
	6725	155	AVG	17.90	2.50	20.40	30.00	-9.60
	6845	179	AVG	17.95	2.50	20.45	30.00	-9.55

Table 7-74. Antenna WF7b 40MHz 802.11ax(SU) BW (UNII) Maximum Conducted Output Power – Standard Power (Low Data Rate)

FCC ID: BCGA2898 IC: 579C-A2898		MEASUREMENT REPORT (CERTIFICATION)		Approved by: Technical Manager
Test Report S/N: 1C2311270065-13-R2.BCG	Test Dates: 12/1/2023 - 04/04/2024	EUT Type: Tablet Device		Page 91 of 552

5GHz (40MHz Bandwidth)	Frequency [MHz]	Channel	Detector	Conducted Power [dBm]	Ant. Gain [dBi]	Max e.i.r.p. [dBm]	Max e.i.r.p. Limit [dBm]	e.i.r.p. Margin [dB]
	5965	3	AVG	18.21	0.80	19.01	30.00	-10.99
	6165	43	AVG	18.55	0.80	19.35	30.00	-10.65
	6405	91	AVG	18.37	0.80	19.17	30.00	-10.83
	6565	123	AVG	17.86	2.50	20.36	30.00	-9.64
	6725	155	AVG	17.83	2.50	20.33	30.00	-9.67
	6845	179	AVG	17.82	2.50	20.32	30.00	-9.68

Table 7-75. Antenna WF7b 40MHz 802.11ax(SU) BW (UNII) Maximum Conducted Output Power – Standard Power (Mid Data Rate)

5GHz (40MHz Bandwidth)	Frequency [MHz]	Channel	Detector	Conducted Power [dBm]	Ant. Gain [dBi]	Max e.i.r.p. [dBm]	Max e.i.r.p. Limit [dBm]	e.i.r.p. Margin [dB]
	5965	3	AVG	18.23	0.80	19.03	30.00	-10.97
	6165	43	AVG	18.38	0.80	19.18	30.00	-10.82
	6405	91	AVG	18.19	0.80	18.99	30.00	-11.01
	6565	123	AVG	17.64	2.50	20.14	30.00	-9.86
	6725	155	AVG	17.81	2.50	20.31	30.00	-9.70
	6845	179	AVG	17.95	2.50	20.45	30.00	-9.55

Table 7-76. Antenna WF7b 40MHz 802.11ax(SU) BW (UNII) Maximum Conducted Output Power – Standard Power (High Data Rate)

5GHz (80MHz Bandwidth)	Frequency [MHz]	Channel	Detector	Conducted Power [dBm]	Ant. Gain [dBi]	Max e.i.r.p. [dBm]	Max e.i.r.p. Limit [dBm]	e.i.r.p. Margin [dB]
	5985	7	AVG	18.20	0.80	19.00	30.00	-11.00
	6065	23	AVG	18.31	0.80	19.11	30.00	-10.89
	6145	39	AVG	18.42	0.80	19.22	30.00	-10.78
	6385	87	AVG	18.43	0.80	19.23	30.00	-10.77
	6625	135	AVG	17.59	2.50	20.09	30.00	-9.91
	6705	151	AVG	17.71	2.50	20.21	30.00	-9.79
	6785	167	AVG	17.22	2.50	19.72	30.00	-10.28

Table 7-77. Antenna WF7b 80MHz BW 802.11ax(SU) (UNII) Maximum Conducted Output Power – Standard Power (Low Data Rate)

FCC ID: BCGA2898 IC: 579C-A2898		MEASUREMENT REPORT (CERTIFICATION)	Approved by: Technical Manager
Test Report S/N: 1C2311270065-13-R2.BCG	Test Dates: 12/1/2023 - 04/04/2024	EUT Type: Tablet Device	Page 92 of 552

5GHz (80MHz Bandwidth)	Frequency [MHz]	Channel	Detector	Conducted Power [dBm]	Ant. Gain [dBi]	Max e.i.r.p. [dBm]	Max e.i.r.p. Limit [dBm]	e.i.r.p. Margin [dB]
	5985	7	AVG	18.41	0.80	19.21	30.00	-10.79
	6065	23	AVG	18.24	0.80	19.04	30.00	-10.96
	6145	39	AVG	18.43	0.80	19.23	30.00	-10.78
	6385	87	AVG	18.42	0.80	19.22	30.00	-10.78
	6625	135	AVG	17.71	2.50	20.21	30.00	-9.79
	6705	151	AVG	17.86	2.50	20.36	30.00	-9.64
	6785	167	AVG	17.33	2.50	19.83	30.00	-10.17

Table 7-78. Antenna WF7b 80MHz BW 802.11ax(SU) (UNII) Maximum Conducted Output Power – Standard Power (Mid Data Rate)

5GHz (80MHz Bandwidth)	Frequency [MHz]	Channel	Detector	Conducted Power [dBm]	Ant. Gain [dBi]	Max e.i.r.p. [dBm]	Max e.i.r.p. Limit [dBm]	e.i.r.p. Margin [dB]
	5985	7	AVG	18.08	0.80	18.88	30.00	-11.12
	6065	23	AVG	18.10	0.80	18.90	30.00	-11.10
	6145	39	AVG	18.38	0.80	19.18	30.00	-10.83
	6385	87	AVG	18.29	0.80	19.09	30.00	-10.91
	6625	135	AVG	17.63	2.50	20.13	30.00	-9.87
	6705	151	AVG	17.69	2.50	20.19	30.00	-9.81
	6785	167	AVG	17.13	2.50	19.63	30.00	-10.37

Table 7-79. Antenna WF7b 80MHz BW 802.11ax(SU) (UNII) Maximum Conducted Output Power – Standard Power (High Data Rate)

5GHz (160MHz Bandwidth)	Frequency [MHz]	Channel	Detector	Conducted Power [dBm]	Ant. Gain [dBi]	Max e.i.r.p. [dBm]	Max e.i.r.p. Limit [dBm]	e.i.r.p. Margin [dB]
	6025	15	AVG	18.42	0.80	19.22	30.00	-10.78
	6185	47	AVG	18.14	0.80	18.94	30.00	-11.06
	6345	79	AVG	18.31	0.80	19.11	30.00	-10.89
	6665	143	AVG	17.52	2.50	20.02	30.00	-9.98

Table 7-80. Antenna WF7b 160MHz BW 802.11ax(SU) (UNII) Maximum Conducted Output Power – Standard Power (Low Data Rate)

FCC ID: BCGA2898 IC: 579C-A2898		MEASUREMENT REPORT (CERTIFICATION)	Approved by: Technical Manager
Test Report S/N: 1C2311270065-13-R2.BCG	Test Dates: 12/1/2023 - 04/04/2024	EUT Type: Tablet Device	Page 93 of 552

5GHz (160MHz Bandwidth)	Frequency [MHz]	Channel	Detector	Conducted Power [dBm]	Ant. Gain [dBi]	Max e.i.r.p. [dBm]	Max e.i.r.p. Limit [dBm]	e.i.r.p. Margin [dB]
	6025	15	AVG	18.36	0.80	19.16	30.00	-10.84
	6185	47	AVG	18.30	0.80	19.10	30.00	-10.91
	6345	79	AVG	18.50	0.80	19.30	30.00	-10.71
	6665	143	AVG	17.67	2.50	20.17	30.00	-9.83

Table 7-81. Antenna WF7b 160MHz BW 802.11ax(SU) (UNII) Maximum Conducted Output Power – Standard Power (Mid Data Rate)

5GHz (160MHz Bandwidth)	Frequency [MHz]	Channel	Detector	Conducted Power [dBm]	Ant. Gain [dBi]	Max e.i.r.p. [dBm]	Max e.i.r.p. Limit [dBm]	e.i.r.p. Margin [dB]
	6025	15	AVG	18.16	0.80	18.96	24.00	-5.04
	6185	47	AVG	17.96	0.80	18.76	24.00	-5.25
	6345	79	AVG	18.08	0.80	18.88	24.00	-5.12
	6665	143	AVG	17.37	2.50	19.87	24.00	-4.13

Table 7-82. Antenna WF7b 160MHz BW 802.11ax(SU) (UNII) Maximum Conducted Output Power – Standard Power (High Data Rate)

FCC ID: BCGA2898 IC: 579C-A2898		MEASUREMENT REPORT (CERTIFICATION)	Approved by: Technical Manager
Test Report S/N: 1C2311270065-13-R2.BCG	Test Dates: 12/1/2023 - 04/04/2024	EUT Type: Tablet Device	Page 94 of 552

7.3.4 SDM/CDD Primary Conducted Output Power Measurements

6GHz (20MHz Bandwidth)	Frequency [MHz]	Channel	Mode	Detector	Conducted Power [dBm]			Directional Ant. Gain [dBi]	Max e.i.r.p. [dBm]	Max e.i.r.p. Limit [dBm]	e.i.r.p. Margin [dB]
					Antenna WF7a	Antenna WF2a	Summed				
					5955	1	SDM				
6175	45	SDM	AVG	5.00	5.11	8.07	1.10	9.17	24.00	-14.83	
6415	93	SDM	AVG	5.40	5.18	8.30	1.10	9.40	24.00	-14.60	
6435	97	SDM	AVG	4.50	4.38	7.45	0.74	8.19	24.00	-15.81	
6475	105	SDM	AVG	4.27	4.32	7.30	0.74	8.04	24.00	-15.96	
6515	113	SDM	AVG	4.41	4.48	7.46	0.74	8.20	24.00	-15.80	
6535	117	SDM	AVG	3.65	3.50	6.58	1.40	7.98	24.00	-16.02	
6695	149	SDM	AVG	3.53	3.75	6.65	1.40	8.05	24.00	-15.95	
6875	185	SDM	AVG	3.75	3.60	6.68	1.40	8.08	24.00	-15.92	
6895	189	SDM	AVG	5.00	4.82	7.92	0.42	8.34	24.00	-15.66	
6995	209	SDM	AVG	5.00	4.97	8.00	0.42	8.42	24.00	-15.58	
7115	233	SDM	AVG	4.95	5.00	7.99	0.42	8.41	24.00	-15.59	

Table 7-83. SDM Primary 20MHz BW 802.11ax(SU) (UNII) LPI Maximum Conducted Output Power (Low Data Rate)

6GHz (20MHz Bandwidth)	Frequency [MHz]	Channel	Mode	Detector	Conducted Power [dBm]			Directional Ant. Gain [dBi]	Max e.i.r.p. [dBm]	Max e.i.r.p. Limit [dBm]	e.i.r.p. Margin [dB]
					Antenna WF7a	Antenna WF2a	Summed				
					5955	1	SDM				
6175	45	SDM	AVG	5.25	5.16	8.21	1.10	9.31	24.00	-14.69	
6415	93	SDM	AVG	5.27	5.20	8.25	1.10	9.35	24.00	-14.65	
6435	97	SDM	AVG	4.50	4.43	7.48	0.74	8.22	24.00	-15.78	
6475	105	SDM	AVG	4.37	4.48	7.44	0.74	8.18	24.00	-15.82	
6515	113	SDM	AVG	4.50	4.22	7.37	0.74	8.11	24.00	-15.89	
6535	117	SDM	AVG	3.61	3.47	6.55	1.40	7.95	24.00	-16.05	
6695	149	SDM	AVG	3.66	3.52	6.60	1.40	8.00	24.00	-16.00	
6875	185	SDM	AVG	3.75	3.53	6.65	1.40	8.05	24.00	-15.95	
6895	189	SDM	AVG	5.00	4.92	7.97	0.42	8.39	24.00	-15.61	
6995	209	SDM	AVG	4.80	5.00	7.91	0.42	8.33	24.00	-15.67	
7095	229	SDM	AVG	4.94	4.97	7.97	0.42	8.39	24.00	-15.61	
7115	233	SDM	AVG	4.99	4.86	7.94	0.42	8.36	24.00	-15.64	

Table 7-84. SDM Primary 20MHz BW 802.11ax(SU) (UNII) LPI Maximum Conducted Output Power (Mid Data Rate)

6GHz (20MHz Bandwidth)	Frequency [MHz]	Channel	Mode	Detector	Conducted Power [dBm]			Directional Ant. Gain [dBi]	Max e.i.r.p. [dBm]	Max e.i.r.p. Limit [dBm]	e.i.r.p. Margin [dB]
					Antenna WF7a	Antenna WF2a	Summed				
					5955	1	SDM				
6175	45	SDM	AVG	5.03	5.25	8.15	1.10	9.25	24.00	-14.75	
6415	93	SDM	AVG	5.50	5.25	8.39	1.10	9.49	24.00	-14.51	
6435	97	SDM	AVG	4.38	4.50	7.45	0.74	8.19	24.00	-15.81	
6475	105	SDM	AVG	4.32	4.40	7.37	0.74	8.11	24.00	-15.89	
6515	113	SDM	AVG	4.50	4.50	7.51	0.74	8.25	24.00	-15.75	
6535	117	SDM	AVG	3.75	3.69	6.73	1.40	8.13	24.00	-15.87	
6695	149	SDM	AVG	3.52	3.63	6.58	1.40	7.98	24.00	-16.02	
6875	185	SDM	AVG	3.56	3.58	6.58	1.40	7.98	24.00	-16.02	
6895	189	SDM	AVG	4.77	5.00	7.89	0.42	8.31	24.00	-15.69	
6995	209	SDM	AVG	5.00	5.00	8.01	0.42	8.43	24.00	-15.57	
7095	229	SDM	AVG	4.89	4.91	7.91	0.42	8.33	24.00	-15.67	
7115	233	SDM	AVG	4.90	4.94	7.93	0.42	8.35	24.00	-15.65	

Table 7-85. SDM Primary 20MHz BW 802.11ax(SU) (UNII) LPI Maximum Conducted Output Power (High Data Rate)

FCC ID: BCGA2898 IC: 579C-A2898		MEASUREMENT REPORT (CERTIFICATION)	Approved by: Technical Manager
Test Report S/N: 1C2311270065-13-R2.BCG	Test Dates: 12/1/2023 - 04/04/2024	EUT Type: Tablet Device	Page 95 of 552

6GHz (40MHz Bandwidth)	Frequency [MHz]	Channel	Mode	Detector	Conducted Power [dBm]			Directional Ant. Gain [dBi]	Max e.i.r.p. [dBm]	Max e.i.r.p. Limit [dBm]	e.i.r.p. Margin [dB]
					Antenna WF7a	Antenna WF2a	Summed				
					5965	3	SDM				
6165	43	SDM	AVG	8.13	8.25	11.20	1.10	12.30	24.00	-11.70	
6405	91	SDM	AVG	8.25	8.33	11.30	1.10	12.40	24.00	-11.60	
6445	99	SDM	AVG	7.50	7.50	10.51	0.74	11.25	24.00	-12.75	
6485	107	SDM	AVG	7.50	7.48	10.50	0.74	11.24	24.00	-12.76	
6525	115	SDM	AVG	6.62	6.63	9.63	0.74	10.37	24.00	-13.63	
6565	123	SDM	AVG	6.75	6.61	9.69	1.40	11.09	24.00	-12.91	
6725	155	SDM	AVG	6.65	6.68	9.68	1.40	11.08	24.00	-12.92	
6845	179	SDM	AVG	6.66	6.75	9.71	1.40	11.11	24.00	-12.89	
6885	187	SDM	AVG	6.75	6.75	9.76	0.42	10.18	24.00	-13.82	
7005	211	SDM	AVG	8.00	7.99	11.00	0.42	11.42	24.00	-12.58	
7045	219	SDM	AVG	7.86	8.00	10.94	0.42	11.36	24.00	-12.64	
7085	227	SDM	AVG	7.96	7.81	10.90	0.42	11.32	24.00	-12.68	

Table 7-86. SDM Primary 40MHz BW 802.11ax(SU) (UNII) LPI Maximum Conducted Output Power (Low Data Rate)

6GHz (40MHz Bandwidth)	Frequency [MHz]	Channel	Mode	Detector	Conducted Power [dBm]			Directional Ant. Gain [dBi]	Max e.i.r.p. [dBm]	Max e.i.r.p. Limit [dBm]	e.i.r.p. Margin [dB]
					Antenna WF7a	Antenna WF2a	Summed				
					5965	3	SDM				
6165	43	SDM	AVG	8.16	8.06	11.12	1.10	12.22	24.00	-11.78	
6405	91	SDM	AVG	8.40	8.43	11.43	1.10	12.53	24.00	-11.47	
6445	99	SDM	AVG	7.50	7.32	10.42	0.74	11.16	24.00	-12.84	
6485	107	SDM	AVG	7.50	7.50	10.51	0.74	11.25	24.00	-12.75	
6525	115	SDM	AVG	6.75	6.75	9.76	0.74	10.50	24.00	-13.50	
6565	123	SDM	AVG	6.69	6.53	9.62	1.40	11.02	24.00	-12.98	
6725	155	SDM	AVG	6.74	6.59	9.68	1.40	11.08	24.00	-12.92	
6845	179	SDM	AVG	6.52	6.71	9.62	1.40	11.02	24.00	-12.98	
6885	187	SDM	AVG	6.59	6.60	9.60	0.42	10.02	24.00	-13.98	
7005	211	SDM	AVG	7.83	8.00	10.93	0.42	11.35	24.00	-12.65	
7045	219	SDM	AVG	7.88	7.86	10.88	0.42	11.30	24.00	-12.70	
7085	227	SDM	AVG	8.00	7.91	10.96	0.42	11.38	24.00	-12.62	

Table 7-87. SDM Primary 40MHz BW 802.11ax(SU) (UNII) LPI Maximum Conducted Output Power (Mid Data Rate)

6GHz (40MHz Bandwidth)	Frequency [MHz]	Channel	Mode	Detector	Conducted Power [dBm]			Directional Ant. Gain [dBi]	Max e.i.r.p. [dBm]	Max e.i.r.p. Limit [dBm]	e.i.r.p. Margin [dB]
					Antenna WF7a	Antenna WF2a	Summed				
					5965	3	SDM				
6165	43	SDM	AVG	8.25	8.18	11.23	1.10	12.33	24.00	-11.67	
6405	91	SDM	AVG	8.40	8.42	11.42	1.10	12.52	24.00	-11.48	
6445	99	SDM	AVG	7.50	7.50	10.51	0.74	11.25	24.00	-12.75	
6485	107	SDM	AVG	7.40	7.37	10.40	0.74	11.14	24.00	-12.86	
6525	115	SDM	AVG	6.75	6.74	9.76	0.74	10.50	24.00	-13.50	
6565	123	SDM	AVG	6.67	6.75	9.72	1.40	11.12	24.00	-12.88	
6725	155	SDM	AVG	6.75	6.71	9.74	1.40	11.14	24.00	-12.86	
6845	179	SDM	AVG	6.74	6.75	9.75	1.40	11.15	24.00	-12.85	
6885	187	SDM	AVG	6.75	6.75	9.76	0.42	10.18	24.00	-13.82	
7005	211	SDM	AVG	7.94	7.95	10.96	0.42	11.38	24.00	-12.62	
7045	219	SDM	AVG	8.00	8.00	11.01	0.42	11.43	24.00	-12.57	
7085	227	SDM	AVG	7.79	8.00	10.91	0.42	11.33	24.00	-12.67	

Table 7-88. SDM Primary 40MHz BW 802.11ax(SU) (UNII) LPI Maximum Conducted Output Power (High Data Rate)

FCC ID: BCGA2898 IC: 579C-A2898		MEASUREMENT REPORT (CERTIFICATION)	Approved by: Technical Manager
Test Report S/N: 1C2311270065-13-R2.BCG	Test Dates: 12/1/2023 - 04/04/2024	EUT Type: Tablet Device	Page 96 of 552

6GHz (80MHz Bandwidth)	Frequency [MHz]	Channel	Mode	Detector	Conducted Power [dBm]			Directional Ant. Gain [dBi]	Max e.i.r.p. [dBm]	Max e.i.r.p. Limit [dBm]	e.i.r.p. Margin [dB]
					Antenna WF7a	Antenna WF2a	Summed				
					5985	7	SDM				
6065	23	SDM	AVG	10.25	10.04	13.16	1.10	14.26	24.00	-9.74	
6145	39	SDM	AVG	11.19	11.01	14.11	1.10	15.21	24.00	-8.79	
6385	87	SDM	AVG	11.50	11.39	14.46	1.10	15.56	24.00	-8.44	
6465	103	SDM	AVG	10.26	10.33	13.31	0.74	14.05	24.00	-9.95	
6545	119	SDM	AVG	9.51	9.58	12.56	1.40	13.96	24.00	-10.04	
6705	151	SDM	AVG	9.50	9.75	12.64	1.40	14.04	24.00	-9.96	
6865	183	SDM	AVG	9.75	9.75	12.76	1.40	14.16	24.00	-9.84	
6945	199	SDM	AVG	11.00	10.98	14.00	0.42	14.42	24.00	-9.58	
7025	215	SDM	AVG	10.88	10.81	13.85	0.42	14.27	24.00	-9.73	

Table 7-89. SDM Primary 80MHz BW 802.11ax(SU) (UNII) LPI Maximum Conducted Output Power (Low Data Rate)

6GHz (80MHz Bandwidth)	Frequency [MHz]	Channel	Mode	Detector	Conducted Power [dBm]			Directional Ant. Gain [dBi]	Max e.i.r.p. [dBm]	Max e.i.r.p. Limit [dBm]	e.i.r.p. Margin [dB]
					Antenna WF7a	Antenna WF2a	Summed				
					5985	7	SDM				
6065	23	SDM	AVG	10.06	10.13	13.11	1.10	14.21	24.00	-9.79	
6145	39	SDM	AVG	11.06	10.97	14.03	1.10	15.13	24.00	-8.87	
6385	87	SDM	AVG	11.36	11.23	14.31	1.10	15.41	24.00	-8.59	
6465	103	SDM	AVG	10.30	10.47	13.40	0.74	14.14	24.00	-9.86	
6545	119	SDM	AVG	9.52	9.75	12.65	1.40	14.05	24.00	-9.95	
6705	151	SDM	AVG	9.75	9.53	12.65	1.40	14.05	24.00	-9.95	
6865	183	SDM	AVG	9.60	9.75	12.69	1.40	14.09	24.00	-9.91	
6945	199	SDM	AVG	11.00	10.93	13.97	0.42	14.39	24.00	-9.61	
7025	215	SDM	AVG	11.00	11.00	14.01	0.42	14.43	24.00	-9.57	

Table 7-90. SDM Primary 80MHz BW 802.11ax(SU) (UNII) LPI Maximum Conducted Output Power (Mid Data Rate)

6GHz (80MHz Bandwidth)	Frequency [MHz]	Channel	Mode	Detector	Conducted Power [dBm]			Directional Ant. Gain [dBi]	Max e.i.r.p. [dBm]	Max e.i.r.p. Limit [dBm]	e.i.r.p. Margin [dB]
					Antenna WF7a	Antenna WF2a	Summed				
					5985	7	SDM				
6065	23	SDM	AVG	10.04	10.15	13.10	1.10	14.20	24.00	-9.80	
6145	39	SDM	AVG	11.25	11.25	14.26	1.10	15.36	24.00	-8.64	
6385	87	SDM	AVG	11.50	11.44	14.48	1.10	15.58	24.00	-8.42	
6465	103	SDM	AVG	10.50	10.25	13.39	0.74	14.13	24.00	-9.87	
6545	119	SDM	AVG	9.75	9.59	12.68	1.40	14.08	24.00	-9.92	
6705	151	SDM	AVG	9.64	9.75	12.70	1.40	14.10	24.00	-9.90	
6865	183	SDM	AVG	9.75	9.68	12.72	1.40	14.12	24.00	-9.88	
6945	199	SDM	AVG	11.00	10.90	13.96	0.42	14.38	24.00	-9.62	
7025	215	SDM	AVG	10.90	10.99	13.96	0.42	14.38	24.00	-9.62	

Table 7-91. SDM Primary 80MHz BW 802.11ax(SU) (UNII) LPI Maximum Conducted Output Power (High Data Rate)

6GHz (160MHz Bandwidth)	Frequency [MHz]	Channel	Mode	Detector	Conducted Power [dBm]			Directional Ant. Gain [dBi]	Max e.i.r.p. [dBm]	Max e.i.r.p. Limit [dBm]	e.i.r.p. Margin [dB]
					Antenna WF7a	Antenna WF2a	Summed				
					6025	15	SDM				
6185	47	SDM	AVG	13.75	13.72	16.75	1.10	17.85	24.00	-6.15	
6345	79	SDM	AVG	13.93	13.84	16.90	1.10	18.00	24.00	-6.00	
6505	111	SDM	AVG	12.17	12.11	15.15	0.74	15.89	24.00	-8.11	
6665	143	SDM	AVG	12.25	12.00	15.14	1.40	16.54	24.00	-7.46	
6825	175	SDM	AVG	12.10	12.00	15.06	1.40	16.46	24.00	-7.54	
6985	207	SDM	AVG	13.50	13.36	16.44	0.42	16.86	24.00	-7.14	

Table 7-92. SDM Primary 160MHz BW 802.11ax(SU) (UNII) LPI Maximum Conducted Output Power (Low Data Rate)

FCC ID: BCGA2898 IC: 579C-A2898		MEASUREMENT REPORT (CERTIFICATION)	Approved by: Technical Manager
Test Report S/N: 1C2311270065-13-R2.BCG	Test Dates: 12/1/2023 - 04/04/2024	EUT Type: Tablet Device	Page 97 of 552

6GHz (160MHz Bandwidth)	Frequency [MHz]	Channel	Mode	Detector	Conducted Power [dBm]			Directional Ant. Gain [dBi]	Max e.i.r.p. [dBm]	Max e.i.r.p. Limit [dBm]	e.i.r.p. Margin [dB]
					Antenna WF7a	Antenna WF2a	Summed				
					6025	15	SDM				
6185	47	SDM	AVG	13.56	13.75	16.67	1.10	17.77	24.00	-6.23	
6345	79	SDM	AVG	13.79	13.90	16.85	1.10	17.95	24.00	-6.05	
6505	111	SDM	AVG	12.07	12.03	15.06	0.74	15.80	24.00	-8.20	
6665	143	SDM	AVG	12.25	12.07	15.17	1.40	16.57	24.00	-7.43	
6825	175	SDM	AVG	12.25	12.09	15.18	1.40	16.58	24.00	-7.42	
6985	207	SDM	AVG	13.46	13.27	16.38	0.42	16.80	24.00	-7.20	

Table 7-93. SDM Primary 160MHz BW 802.11ax(SU) (UNII) LPI Maximum Conducted Output Power (Mid Data Rate)

6GHz (160MHz Bandwidth)	Frequency [MHz]	Channel	Mode	Detector	Conducted Power [dBm]			Directional Ant. Gain [dBi]	Max e.i.r.p. [dBm]	Max e.i.r.p. Limit [dBm]	e.i.r.p. Margin [dB]
					Antenna WF7a	Antenna WF2a	Summed				
					6025	15	SDM				
6185	47	SDM	AVG	13.75	13.72	16.75	1.10	17.85	24.00	-6.15	
6345	79	SDM	AVG	13.98	14.00	17.00	1.10	18.10	24.00	-5.90	
6505	111	SDM	AVG	12.10	12.25	15.18	0.74	15.92	24.00	-8.08	
6665	143	SDM	AVG	12.05	12.15	15.11	1.40	16.51	24.00	-7.49	
6825	175	SDM	AVG	12.06	12.10	15.09	1.40	16.49	24.00	-7.51	
6985	207	SDM	AVG	13.50	13.50	16.51	0.42	16.93	24.00	-7.07	

Table 7-94. SDM Primary 160MHz BW 802.11ax(SU) (UNII) LPI Maximum Conducted Output Power (High Data Rate)

FCC ID: BCGA2898 IC: 579C-A2898		MEASUREMENT REPORT (CERTIFICATION)	Approved by: Technical Manager
Test Report S/N: 1C2311270065-13-R2.BCG	Test Dates: 12/1/2023 - 04/04/2024	EUT Type: Tablet Device	Page 98 of 552

6GHz (20MHz Bandwidth)	Frequency [MHz]	Channel	Mode	Detector	Conducted Power [dBm]			Directional Ant. Gain [dBi]	Max e.i.r.p. [dBm]	Max e.i.r.p. Limit [dBm]	e.i.r.p. Margin [dB]
					Antenna WF7a	Antenna WF2a	Summed				
					5955	1	CDD				
6175	45	CDD	AVG	18.66	18.72	21.70	1.20	22.90	30.00	-7.10	
6415	93	CDD	AVG	18.23	18.82	21.54	1.20	22.74	30.00	-7.26	
6535	117	CDD	AVG	17.45	18.50	21.01	2.00	23.01	30.00	-6.99	
6695	149	CDD	AVG	17.29	18.21	20.78	2.00	22.78	30.00	-7.22	
6855	181	CDD	AVG	17.76	17.64	20.71	2.00	22.71	30.00	-7.29	

Table 7-95. CDD Primary 20MHz BW 802.11ax(SU) (UNII) Maximum Conducted Output Power – Standard Power (Low Data Rate)

6GHz (20MHz Bandwidth)	Frequency [MHz]	Channel	Mode	Detector	Conducted Power [dBm]			Directional Ant. Gain [dBi]	Max e.i.r.p. [dBm]	Max e.i.r.p. Limit [dBm]	e.i.r.p. Margin [dB]
					Antenna WF7a	Antenna WF2a	Summed				
					5955	1	CDD				
6175	45	CDD	AVG	18.64	18.73	21.69	1.20	22.89	30.00	-7.11	
6415	93	CDD	AVG	18.30	18.90	21.62	1.20	22.82	30.00	-7.18	
6535	117	CDD	AVG	17.60	18.28	20.96	2.00	22.96	30.00	-7.04	
6695	149	CDD	AVG	17.43	18.08	20.78	2.00	22.78	30.00	-7.22	
6855	181	CDD	AVG	17.85	17.74	20.80	2.00	22.80	30.00	-7.20	

Table 7-96. CDD Primary 20MHz BW 802.11ax(SU) (UNII) Maximum Conducted Output Power – Standard Power (Mid Data Rate)

6GHz (20MHz Bandwidth)	Frequency [MHz]	Channel	Mode	Detector	Conducted Power [dBm]			Directional Ant. Gain [dBi]	Max e.i.r.p. [dBm]	Max e.i.r.p. Limit [dBm]	e.i.r.p. Margin [dB]
					Antenna WF7a	Antenna WF2a	Summed				
					5955	1	CDD				
6175	45	CDD	AVG	18.56	18.57	21.58	1.20	22.78	30.00	-7.22	
6415	93	CDD	AVG	17.96	18.68	21.35	1.20	22.55	30.00	-7.45	
6535	117	CDD	AVG	17.47	18.50	21.02	2.00	23.02	30.00	-6.98	
6695	149	CDD	AVG	17.10	18.03	20.60	2.00	22.60	30.00	-7.40	
6855	181	CDD	AVG	17.64	17.55	20.61	2.00	22.61	30.00	-7.39	

Table 7-97. CDD Primary 20MHz BW 802.11ax(SU) (UNII) Maximum Conducted Output Power – Standard Power (High Data Rate)

6GHz (40MHz Bandwidth)	Frequency [MHz]	Channel	Mode	Detector	Conducted Power [dBm]			Directional Ant. Gain [dBi]	Max e.i.r.p. [dBm]	Max e.i.r.p. Limit [dBm]	e.i.r.p. Margin [dB]
					Antenna WF7a	Antenna WF2a	Summed				
					5965	3	CDD				
6165	43	CDD	AVG	18.76	18.74	21.76	1.20	22.96	30.00	-7.04	
6405	91	CDD	AVG	18.39	18.72	21.57	1.20	22.77	30.00	-7.23	
6565	123	CDD	AVG	17.43	18.33	20.91	2.00	22.91	30.00	-7.09	
6725	155	CDD	AVG	17.73	18.07	20.91	2.00	22.91	30.00	-7.09	
6845	179	CDD	AVG	18.23	17.84	21.05	2.00	23.05	30.00	-6.95	

Table 7-98. CDD Primary 40MHz BW 802.11ax(SU) (UNII) Maximum Conducted Output Power – Standard Power (Low Data Rate)

FCC ID: BCGA2898 IC: 579C-A2898		MEASUREMENT REPORT (CERTIFICATION)	Approved by: Technical Manager
Test Report S/N: 1C2311270065-13-R2.BCG	Test Dates: 12/1/2023 - 04/04/2024	EUT Type: Tablet Device	Page 99 of 552

6GHz (40MHz Bandwidth)	Frequency [MHz]	Channel	Mode	Detector	Conducted Power [dBm]			Directional Ant. Gain [dBi]	Max e.i.r.p. [dBm]	Max e.i.r.p. Limit [dBm]	e.i.r.p. Margin [dB]
					Antenna WF7a	Antenna WF2a	Summed				
					5965	3	CDD				
6165	43	CDD	AVG	18.86	18.70	21.79	1.20	22.99	30.00	-7.01	
6405	91	CDD	AVG	18.25	18.83	21.56	1.20	22.76	30.00	-7.24	
6565	123	CDD	AVG	17.51	18.26	20.91	2.00	22.91	30.00	-7.09	
6725	155	CDD	AVG	17.67	18.14	20.92	2.00	22.92	30.00	-7.08	
6845	179	CDD	AVG	18.24	17.91	21.09	2.00	23.09	30.00	-6.91	

Table 7-99. CDD Primary 40MHz BW 802.11ax(SU) (UNII) Maximum Conducted Output Power – Standard Power (Mid Data Rate)

6GHz (40MHz Bandwidth)	Frequency [MHz]	Channel	Mode	Detector	Conducted Power [dBm]			Directional Ant. Gain [dBi]	Max e.i.r.p. [dBm]	Max e.i.r.p. Limit [dBm]	e.i.r.p. Margin [dB]
					Antenna WF7a	Antenna WF2a	Summed				
					5965	3	CDD				
6165	43	CDD	AVG	18.72	18.49	21.62	1.20	22.82	30.00	-7.18	
6405	91	CDD	AVG	18.09	18.63	21.38	1.20	22.58	30.00	-7.42	
6565	123	CDD	AVG	17.27	18.18	20.76	2.00	22.76	30.00	-7.24	
6725	155	CDD	AVG	17.41	17.83	20.64	2.00	22.64	30.00	-7.36	
6845	179	CDD	AVG	18.07	17.63	20.87	2.00	22.87	30.00	-7.13	

Table 7-100. CDD Primary 40MHz BW 802.11ax(SU) (UNII) Maximum Conducted Output Power – Standard Power (High Data Rate)

6GHz (80MHz Bandwidth)	Frequency [MHz]	Channel	Mode	Detector	Conducted Power [dBm]			Directional Ant. Gain [dBi]	Max e.i.r.p. [dBm]	Max e.i.r.p. Limit [dBm]	e.i.r.p. Margin [dB]
					Antenna WF7a	Antenna WF2a	Summed				
					5985	7	CDD				
6065	23	CDD	AVG	18.83	18.64	21.75	1.20	22.95	30.00	-7.05	
6145	39	CDD	AVG	18.71	18.61	21.67	1.20	22.87	30.00	-7.13	
6385	87	CDD	AVG	18.49	18.76	21.64	1.20	22.84	30.00	-7.16	
6625	135	CDD	AVG	17.53	18.20	20.89	2.00	22.89	30.00	-7.11	
6705	151	CDD	AVG	17.58	18.23	20.93	2.00	22.93	30.00	-7.07	
6785	167	CDD	AVG	17.55	17.96	20.77	2.00	22.77	30.00	-7.23	

Table 7-101. CDD Primary 80MHz BW 802.11ax(SU) (UNII) Maximum Conducted Output Power – Standard Power (Low Data Rate)

6GHz (80MHz Bandwidth)	Frequency [MHz]	Channel	Mode	Detector	Conducted Power [dBm]			Directional Ant. Gain [dBi]	Max e.i.r.p. [dBm]	Max e.i.r.p. Limit [dBm]	e.i.r.p. Margin [dB]
					Antenna WF7a	Antenna WF2a	Summed				
					5985	7	CDD				
6065	23	CDD	AVG	18.90	18.63	21.78	1.20	22.98	30.00	-7.02	
6145	39	CDD	AVG	18.84	18.91	21.89	1.20	23.09	30.00	-6.91	
6385	87	CDD	AVG	18.45	18.85	21.67	1.20	22.87	30.00	-7.13	
6625	135	CDD	AVG	17.56	18.25	20.93	2.00	22.93	30.00	-7.07	
6705	151	CDD	AVG	17.59	18.15	20.89	2.00	22.89	30.00	-7.11	
6785	167	CDD	AVG	17.57	17.99	20.79	2.00	22.79	30.00	-7.21	

Table 7-102. CDD Primary 80MHz BW 802.11ax(SU) (UNII) Maximum Conducted Output Power – Standard Power (Mid Data Rate)

FCC ID: BCGA2898 IC: 579C-A2898		MEASUREMENT REPORT (CERTIFICATION)	Approved by: Technical Manager
Test Report S/N: 1C2311270065-13-R2.BCG	Test Dates: 12/1/2023 - 04/04/2024	EUT Type: Tablet Device	Page 100 of 552

6GHz (80MHz Bandwidth)	Frequency [MHz]	Channel	Mode	Detector	Conducted Power [dBm]			Directional Ant. Gain [dBi]	Max e.i.r.p. [dBm]	Max e.i.r.p. Limit [dBm]	e.i.r.p. Margin [dB]
					Antenna WF7a	Antenna WF2a	Summed				
					5985	7	CDD				
6065	23	CDD	AVG	18.86	18.49	21.68	1.20	22.88	30.00	-7.12	
6145	39	CDD	AVG	18.61	18.69	21.66	1.20	22.86	30.00	-7.14	
6385	87	CDD	AVG	18.25	18.96	21.63	1.20	22.83	30.00	-7.17	
6625	135	CDD	AVG	17.46	18.13	20.82	2.00	22.82	30.00	-7.18	
6705	151	CDD	AVG	17.37	18.08	20.75	2.00	22.75	30.00	-7.25	
6785	167	CDD	AVG	17.50	17.85	20.69	2.00	22.69	30.00	-7.31	

Table 7-103. CDD Primary 80MHz BW 802.11ax(SU) (UNII) Maximum Conducted Output Power – Standard Power (High Data Rate)

6GHz (160MHz Bandwidth)	Frequency [MHz]	Channel	Mode	Detector	Conducted Power [dBm]			Directional Ant. Gain [dBi]	Max e.i.r.p. [dBm]	Max e.i.r.p. Limit [dBm]	e.i.r.p. Margin [dB]
					Antenna WF7a	Antenna WF2a	Summed				
					6025	15	CDD				
6185	47	CDD	AVG	18.64	18.68	21.67	1.20	22.87	30.00	-7.13	
6345	79	CDD	AVG	18.39	18.59	21.50	1.20	22.70	30.00	-7.30	
6665	143	CDD	AVG	17.27	18.08	20.70	2.00	22.70	30.00	-7.30	

Table 7-104. CDD Primary 160MHz BW 802.11ax(SU) (UNII) Maximum Conducted Output Power – Standard Power (Low Data Rate)

6GHz (160MHz Bandwidth)	Frequency [MHz]	Channel	Mode	Detector	Conducted Power [dBm]			Directional Ant. Gain [dBi]	Max e.i.r.p. [dBm]	Max e.i.r.p. Limit [dBm]	e.i.r.p. Margin [dB]
					Antenna WF7a	Antenna WF2a	Summed				
					6025	15	CDD				
6185	47	CDD	AVG	18.46	18.83	21.66	1.20	22.86	30.00	-7.14	
6345	79	CDD	AVG	18.36	18.55	21.47	1.20	22.67	30.00	-7.33	
6665	143	CDD	AVG	17.21	17.96	20.61	2.00	22.61	30.00	-7.39	

Table 7-105. CDD Primary 160MHz BW 802.11ax(SU) (UNII) Maximum Conducted Output Power – Standard Power (Mid Data Rate)

6GHz (160MHz Bandwidth)	Frequency [MHz]	Channel	Mode	Detector	Conducted Power [dBm]			Directional Ant. Gain [dBi]	Max e.i.r.p. [dBm]	Max e.i.r.p. Limit [dBm]	e.i.r.p. Margin [dB]
					Antenna WF7a	Antenna WF2a	Summed				
					6025	15	CDD				
6185	47	CDD	AVG	18.29	18.67	21.49	1.20	22.69	30.00	-7.31	
6345	79	CDD	AVG	18.10	18.36	21.24	1.20	22.44	30.00	-7.56	
6665	143	CDD	AVG	17.11	17.93	20.55	2.00	22.55	30.00	-7.45	

Table 7-106. CDD Primary 160MHz BW 802.11ax(SU) (UNII) Maximum Conducted Output Power – Standard Power (High Data Rate)

FCC ID: BCGA2898 IC: 579C-A2898		MEASUREMENT REPORT (CERTIFICATION)	Approved by: Technical Manager
Test Report S/N: 1C2311270065-13-R2.BCG	Test Dates: 12/1/2023 - 04/04/2024	EUT Type: Tablet Device	Page 101 of 552

7.3.5 SDM/CDD Diversity Conducted Output Power Measurements

5GHz (20MHz Bandwidth)	Frequency [MHz]	Channel	Mode	Detector	Conducted Power [dBm]			Directional Ant. Gain [dBi]	Max e.i.r.p. [dBm]	Max e.i.r.p. Limit [dBm]	e.i.r.p. Margin [dB]
					Antenna WF2a	Antenna WF7b	Summed				
					5955	1	SDM				
6175	45	SDM	AVG	5.13	5.25	8.20	0.90	9.10	24.00	-14.90	
6415	93	SDM	AVG	5.34	5.50	8.43	0.90	9.33	24.00	-14.67	
6435	97	SDM	AVG	4.50	4.50	7.51	-0.97	6.54	24.00	-17.46	
6475	105	SDM	AVG	4.50	4.42	7.47	-0.97	6.50	24.00	-17.50	
6515	113	SDM	AVG	4.50	4.50	7.51	-0.97	6.54	24.00	-17.46	
6535	117	SDM	AVG	3.75	3.75	6.76	1.69	8.45	24.00	-15.55	
6695	149	SDM	AVG	3.75	3.75	6.76	1.69	8.45	24.00	-15.55	
6875	185	SDM	AVG	3.56	3.75	6.66	1.69	8.35	24.00	-15.65	
6895	189	SDM	AVG	4.94	4.80	7.88	0.36	8.24	24.00	-15.76	
6995	209	SDM	AVG	5.00	4.79	7.91	0.36	8.27	24.00	-15.73	
7115	233	SDM	AVG	5.00	5.00	8.01	0.36	8.37	24.00	-15.63	

Table 7-107. SDM Diversity 20MHz BW 802.11ax(SU) (UNII) LPI Maximum Conducted Output Power (Low Data Rate)

5GHz (20MHz Bandwidth)	Frequency [MHz]	Channel	Mode	Detector	Conducted Power [dBm]			Directional Ant. Gain [dBi]	Max e.i.r.p. [dBm]	Max e.i.r.p. Limit [dBm]	e.i.r.p. Margin [dB]
					Antenna WF2a	Antenna WF7b	Summed				
					5955	1	SDM				
6175	45	SDM	AVG	5.18	5.25	8.23	0.90	9.13	24.00	-14.87	
6415	93	SDM	AVG	5.41	5.34	8.38	0.90	9.28	24.00	-14.72	
6435	97	SDM	AVG	4.50	4.50	7.51	-0.97	6.54	24.00	-17.46	
6475	105	SDM	AVG	4.50	4.50	7.51	-0.97	6.54	24.00	-17.46	
6515	113	SDM	AVG	4.50	4.50	7.51	-0.97	6.54	24.00	-17.46	
6535	117	SDM	AVG	3.60	3.75	6.69	1.69	8.38	24.00	-15.62	
6695	149	SDM	AVG	3.75	3.75	6.76	1.69	8.45	24.00	-15.55	
6875	185	SDM	AVG	3.75	3.67	6.72	1.69	8.41	24.00	-15.59	
6895	189	SDM	AVG	5.00	4.95	7.99	0.36	8.35	24.00	-15.65	
6995	209	SDM	AVG	4.99	4.89	7.95	0.36	8.31	24.00	-15.69	
7095	229	SDM	AVG	4.63	5.00	7.83	0.36	8.19	24.00	-15.81	
7115	233	SDM	AVG	4.92	5.00	7.97	0.36	8.33	24.00	-15.67	

Table 7-108. SDM Diversity 20MHz BW 802.11ax(SU) (UNII) LPI Maximum Conducted Output Power (Mid Data Rate)

5GHz (20MHz Bandwidth)	Frequency [MHz]	Channel	Mode	Detector	Conducted Power [dBm]			Directional Ant. Gain [dBi]	Max e.i.r.p. [dBm]	Max e.i.r.p. Limit [dBm]	e.i.r.p. Margin [dB]
					Antenna WF2a	Antenna WF7b	Summed				
					5955	1	SDM				
6175	45	SDM	AVG	5.18	5.18	8.19	0.90	9.09	24.00	-14.91	
6415	93	SDM	AVG	5.45	5.50	8.49	0.90	9.39	24.00	-14.61	
6435	97	SDM	AVG	4.50	4.44	7.48	-0.97	6.51	24.00	-17.49	
6475	105	SDM	AVG	4.38	4.41	7.40	-0.97	6.43	24.00	-17.57	
6515	113	SDM	AVG	4.44	4.50	7.48	-0.97	6.51	24.00	-17.49	
6535	117	SDM	AVG	3.71	3.68	6.70	1.69	8.39	24.00	-15.61	
6695	149	SDM	AVG	3.60	3.69	6.66	1.69	8.35	24.00	-15.65	
6875	185	SDM	AVG	3.54	3.72	6.64	1.69	8.33	24.00	-15.67	
6895	189	SDM	AVG	4.91	4.86	7.89	0.36	8.25	24.00	-15.75	
6995	209	SDM	AVG	5.00	5.00	8.01	0.36	8.37	24.00	-15.63	
7095	229	SDM	AVG	4.88	4.75	7.82	0.36	8.18	24.00	-15.82	
7115	233	SDM	AVG	4.93	5.00	7.97	0.36	8.33	24.00	-15.67	

Table 7-109. SDM Diversity 20MHz BW 802.11ax(SU) (UNII) LPI Maximum Conducted Output Power (High Data Rate)

FCC ID: BCGA2898 IC: 579C-A2898		MEASUREMENT REPORT (CERTIFICATION)	Approved by: Technical Manager
Test Report S/N: 1C2311270065-13-R2.BCG	Test Dates: 12/1/2023 - 04/04/2024	EUT Type: Tablet Device	Page 102 of 552

5GHz (40MHz Bandwidth)	Frequency [MHz]	Channel	Mode	Detector	Conducted Power [dBm]			Directional Ant. Gain [dBi]	Max e.i.r.p. [dBm]	Max e.i.r.p. Limit [dBm]	e.i.r.p. Margin [dB]
					Antenna WF2a	Antenna WF7b	Summed				
					5965	3	SDM				
6165	43	SDM	AVG	8.14	8.19	11.17	0.90	12.07	24.00	-11.93	
6405	91	SDM	AVG	8.37	8.43	11.41	0.90	12.31	24.00	-11.69	
6445	99	SDM	AVG	7.50	7.43	10.48	-0.97	9.51	24.00	-14.49	
6485	107	SDM	AVG	7.50	7.42	10.47	-0.97	9.50	24.00	-14.50	
6525	115	SDM	AVG	6.69	6.73	9.72	-0.97	8.75	24.00	-15.25	
6565	123	SDM	AVG	6.75	6.70	9.73	1.69	11.42	24.00	-12.58	
6725	155	SDM	AVG	6.69	6.75	9.73	1.69	11.42	24.00	-12.58	
6845	179	SDM	AVG	6.71	6.75	9.74	1.69	11.43	24.00	-12.57	
6885	187	SDM	AVG	6.53	6.75	9.65	0.36	10.01	24.00	-13.99	
7005	211	SDM	AVG	7.75	8.00	10.89	0.36	11.25	24.00	-12.75	
7045	219	SDM	AVG	7.79	8.00	10.90	0.36	11.26	24.00	-12.74	
7085	227	SDM	AVG	7.94	8.00	10.98	0.36	11.34	24.00	-12.66	

Table 7-110. SDM Diversity 40MHz BW 802.11ax(SU) (UNII) LPI Maximum Conducted Output Power (Low Data Rate)

5GHz (40MHz Bandwidth)	Frequency [MHz]	Channel	Mode	Detector	Conducted Power [dBm]			Directional Ant. Gain [dBi]	Max e.i.r.p. [dBm]	Max e.i.r.p. Limit [dBm]	e.i.r.p. Margin [dB]
					Antenna WF2a	Antenna WF7b	Summed				
					5965	3	SDM				
6165	43	SDM	AVG	8.02	8.23	11.14	0.90	12.04	24.00	-11.96	
6405	91	SDM	AVG	8.35	8.49	11.43	0.90	12.33	24.00	-11.67	
6445	99	SDM	AVG	7.50	7.34	10.43	-0.97	9.46	24.00	-14.54	
6485	107	SDM	AVG	7.41	7.28	10.36	-0.97	9.39	24.00	-14.61	
6525	115	SDM	AVG	6.75	6.75	9.76	-0.97	8.79	24.00	-15.21	
6565	123	SDM	AVG	6.60	6.75	9.68	1.69	11.37	24.00	-12.63	
6725	155	SDM	AVG	6.75	6.62	9.69	1.69	11.38	24.00	-12.62	
6845	179	SDM	AVG	6.66	6.75	9.72	1.69	11.41	24.00	-12.59	
6885	187	SDM	AVG	6.69	6.72	9.71	0.36	10.07	24.00	-13.93	
7005	211	SDM	AVG	8.00	7.86	10.94	0.36	11.30	24.00	-12.70	
7045	219	SDM	AVG	8.00	7.77	10.90	0.36	11.26	24.00	-12.74	
7085	227	SDM	AVG	8.00	7.94	10.98	0.36	11.34	24.00	-12.66	

Table 7-111. SDM Diversity 40MHz BW 802.11ax(SU) (UNII) LPI Maximum Conducted Output Power (Mid Data Rate)

5GHz (40MHz Bandwidth)	Frequency [MHz]	Channel	Mode	Detector	Conducted Power [dBm]			Directional Ant. Gain [dBi]	Max e.i.r.p. [dBm]	Max e.i.r.p. Limit [dBm]	e.i.r.p. Margin [dB]
					Antenna WF2a	Antenna WF7b	Summed				
					5965	3	SDM				
6165	43	SDM	AVG	8.17	8.12	11.15	0.90	12.05	24.00	-11.95	
6405	91	SDM	AVG	8.47	8.39	11.44	0.90	12.34	24.00	-11.66	
6445	99	SDM	AVG	7.28	7.50	10.40	-0.97	9.43	24.00	-14.57	
6485	107	SDM	AVG	7.39	7.50	10.46	-0.97	9.49	24.00	-14.51	
6525	115	SDM	AVG	6.55	6.54	9.55	-0.97	8.58	24.00	-15.42	
6565	123	SDM	AVG	6.50	6.54	9.53	1.69	11.22	24.00	-12.78	
6725	155	SDM	AVG	6.53	6.59	9.57	1.69	11.26	24.00	-12.74	
6845	179	SDM	AVG	6.70	6.61	9.66	1.69	11.35	24.00	-12.65	
6885	187	SDM	AVG	6.72	6.59	9.67	0.36	10.03	24.00	-13.97	
7005	211	SDM	AVG	7.82	7.90	10.87	0.36	11.23	24.00	-12.77	
7045	219	SDM	AVG	8.00	7.90	10.96	0.36	11.32	24.00	-12.68	
7085	227	SDM	AVG	7.76	7.76	10.77	0.36	11.13	24.00	-12.87	

Table 7-112. SDM Diversity 40MHz BW 802.11ax(SU) (UNII) LPI Maximum Conducted Output Power (High Data Rate)

FCC ID: BCGA2898 IC: 579C-A2898		MEASUREMENT REPORT (CERTIFICATION)	Approved by: Technical Manager
Test Report S/N: 1C2311270065-13-R2.BCG	Test Dates: 12/1/2023 - 04/04/2024	EUT Type: Tablet Device	Page 103 of 552

5GHz (80MHz Bandwidth)	Frequency [MHz]	Channel	Mode	Detector	Conducted Power [dBm]			Directional Ant. Gain [dBi]	Max e.i.r.p. [dBm]	Max e.i.r.p. Limit [dBm]	e.i.r.p. Margin [dB]
					Antenna WF2a	Antenna WF7b	Summed				
					5985	7	SDM				
6065	23	SDM	AVG	10.06	9.86	12.97	0.90	13.87	24.00	-10.13	
6145	39	SDM	AVG	11.13	11.17	14.16	0.90	15.06	24.00	-8.94	
6385	87	SDM	AVG	11.46	11.50	14.49	0.90	15.39	24.00	-8.61	
6465	103	SDM	AVG	10.50	10.39	13.46	-0.97	12.49	24.00	-11.51	
6545	119	SDM	AVG	9.55	9.70	12.63	1.69	14.32	24.00	-9.68	
6705	151	SDM	AVG	9.75	9.67	12.72	1.69	14.41	24.00	-9.59	
6865	183	SDM	AVG	9.75	9.75	12.76	1.69	14.45	24.00	-9.55	
6945	199	SDM	AVG	10.91	11.00	13.97	0.36	14.33	24.00	-9.67	
7025	215	SDM	AVG	11.00	10.93	13.97	0.36	14.33	24.00	-9.67	

Table 7-113. SDM Diversity 80MHz BW 802.11ax(SU) (UNII) LPI Maximum Conducted Output Power (Low Data Rate)

5GHz (80MHz Bandwidth)	Frequency [MHz]	Channel	Mode	Detector	Conducted Power [dBm]			Directional Ant. Gain [dBi]	Max e.i.r.p. [dBm]	Max e.i.r.p. Limit [dBm]	e.i.r.p. Margin [dB]
					Antenna WF2a	Antenna WF7b	Summed				
					5985	7	SDM				
6065	23	SDM	AVG	10.14	10.12	13.14	0.90	14.04	24.00	-9.96	
6145	39	SDM	AVG	11.21	11.25	14.24	0.90	15.14	24.00	-8.86	
6385	87	SDM	AVG	11.50	11.50	14.51	0.90	15.41	24.00	-8.59	
6465	103	SDM	AVG	10.50	10.48	13.50	-0.97	12.53	24.00	-11.47	
6545	119	SDM	AVG	9.75	9.75	12.76	1.69	14.45	24.00	-9.55	
6705	151	SDM	AVG	9.75	9.66	12.71	1.69	14.40	24.00	-9.60	
6865	183	SDM	AVG	9.60	9.75	12.69	1.69	14.38	24.00	-9.62	
6945	199	SDM	AVG	11.00	10.92	13.97	0.36	14.33	24.00	-9.67	
7025	215	SDM	AVG	10.85	10.92	13.90	0.36	14.26	24.00	-9.74	

Table 7-114. SDM Diversity 80MHz BW 802.11ax(SU) (UNII) LPI Maximum Conducted Output Power (Mid Data Rate)

5GHz (80MHz Bandwidth)	Frequency [MHz]	Channel	Mode	Detector	Conducted Power [dBm]			Directional Ant. Gain [dBi]	Max e.i.r.p. [dBm]	Max e.i.r.p. Limit [dBm]	e.i.r.p. Margin [dB]
					Antenna WF2a	Antenna WF7b	Summed				
					5985	7	SDM				
6065	23	SDM	AVG	10.13	10.11	13.13	0.90	14.03	24.00	-9.97	
6145	39	SDM	AVG	11.07	11.24	14.17	0.90	15.07	24.00	-8.93	
6385	87	SDM	AVG	11.48	11.41	14.46	0.90	15.36	24.00	-8.64	
6465	103	SDM	AVG	10.46	10.30	13.39	-0.97	12.42	24.00	-11.58	
6545	119	SDM	AVG	9.57	9.62	12.61	1.69	14.30	24.00	-9.70	
6705	151	SDM	AVG	9.44	9.75	12.61	1.69	14.30	24.00	-9.70	
6865	183	SDM	AVG	9.62	9.75	12.70	1.69	14.39	24.00	-9.61	
6945	199	SDM	AVG	10.79	10.87	13.84	0.36	14.20	24.00	-9.80	
7025	215	SDM	AVG	10.80	10.91	13.87	0.36	14.23	24.00	-9.77	

Table 7-115. SDM Diversity 80MHz BW 802.11ax(SU) (UNII) LPI Maximum Conducted Output Power (High Data Rate)

5GHz (160MHz Bandwidth)	Frequency [MHz]	Channel	Mode	Detector	Conducted Power [dBm]			Directional Ant. Gain [dBi]	Max e.i.r.p. [dBm]	Max e.i.r.p. Limit [dBm]	e.i.r.p. Margin [dB]
					Antenna WF2a	Antenna WF7b	Summed				
					6025	15	SDM				
6185	47	SDM	AVG	13.62	13.51	16.58	0.90	17.48	24.00	-6.52	
6345	79	SDM	AVG	14.00	13.76	16.89	0.90	17.79	24.00	-6.21	
6505	111	SDM	AVG	12.12	12.25	15.19	-0.97	14.22	24.00	-9.78	
6665	143	SDM	AVG	12.24	12.08	15.17	1.69	16.86	24.00	-7.14	
6825	175	SDM	AVG	12.25	12.25	15.26	1.69	16.95	24.00	-7.05	
6985	207	SDM	AVG	13.34	13.32	16.34	0.36	16.70	24.00	-7.30	

Table 7-116. SDM Diversity 160MHz BW 802.11ax(SU) (UNII) LPI Maximum Conducted Output Power (Low Data Rate)

FCC ID: BCGA2898 IC: 579C-A2898		MEASUREMENT REPORT (CERTIFICATION)	Approved by: Technical Manager
Test Report S/N: 1C2311270065-13-R2.BCG	Test Dates: 12/1/2023 - 04/04/2024	EUT Type: Tablet Device	Page 104 of 552

5GHz (160MHz Bandwidth)	Frequency [MHz]	Channel	Mode	Detector	Conducted Power [dBm]			Directional Ant. Gain [dBi]	Max e.i.r.p. [dBm]	Max e.i.r.p. Limit [dBm]	e.i.r.p. Margin [dB]
					Antenna WF2a	Antenna WF7b	Summed				
					6025	15	SDM				
6185	47	SDM	AVG	13.71	13.71	16.72	0.90	17.62	24.00	-6.38	
6345	79	SDM	AVG	14.00	13.80	16.91	0.90	17.81	24.00	-6.19	
6505	111	SDM	AVG	12.02	12.25	15.15	-0.97	14.18	24.00	-9.82	
6665	143	SDM	AVG	12.05	12.12	15.10	1.69	16.79	24.00	-7.21	
6825	175	SDM	AVG	12.11	12.20	15.16	1.69	16.85	24.00	-7.15	
6985	207	SDM	AVG	13.50	13.50	16.51	0.36	16.87	24.00	-7.13	

Table 7-117. SDM Diversity 160MHz BW 802.11ax(SU) (UNII) LPI Maximum Conducted Output Power (Mid Data Rate)

5GHz (160MHz Bandwidth)	Frequency [MHz]	Channel	Mode	Detector	Conducted Power [dBm]			Directional Ant. Gain [dBi]	Max e.i.r.p. [dBm]	Max e.i.r.p. Limit [dBm]	e.i.r.p. Margin [dB]
					Antenna WF2a	Antenna WF7b	Summed				
					6025	15	SDM				
6185	47	SDM	AVG	13.66	13.75	16.72	0.90	17.62	24.00	-6.38	
6345	79	SDM	AVG	13.90	13.93	16.93	0.90	17.83	24.00	-6.17	
6505	111	SDM	AVG	12.10	12.15	15.13	-0.97	14.16	24.00	-9.84	
6665	143	SDM	AVG	12.25	12.01	15.14	1.69	16.83	24.00	-7.17	
6825	175	SDM	AVG	11.78	12.25	15.03	1.69	16.72	24.00	-7.28	
6985	207	SDM	AVG	13.50	13.27	16.40	0.36	16.76	24.00	-7.24	

Table 7-118. SDM Diversity 160MHz BW 802.11ax(SU) (UNII) LPI Maximum Conducted Output Power (High Data Rate)

FCC ID: BCGA2898 IC: 579C-A2898		MEASUREMENT REPORT (CERTIFICATION)	Approved by: Technical Manager
Test Report S/N: 1C2311270065-13-R2.BCG	Test Dates: 12/1/2023 - 04/04/2024	EUT Type: Tablet Device	Page 105 of 552

5GHz (20MHz Bandwidth)	Frequency [MHz]	Channel	Mode	Detector	Conducted Power [dBm]			Directional Ant. Gain [dBi]	Max e.i.r.p. [dBm]	Max e.i.r.p. Limit [dBm]	e.i.r.p. Margin [dB]
					Antenna WF2a	Antenna WF7b	Summed				
					5955	1	CDD				
6175	45	CDD	AVG	18.71	18.24	21.49	1.00	22.49	30.00	-7.51	
6415	93	CDD	AVG	18.95	18.16	21.58	1.00	22.58	30.00	-7.42	
6535	117	CDD	AVG	18.50	17.68	21.12	2.50	23.62	30.00	-6.38	
6695	149	CDD	AVG	17.98	17.52	20.76	2.50	23.26	30.00	-6.74	
6855	181	CDD	AVG	17.64	17.18	20.43	2.50	22.93	30.00	-7.07	

Table 7-119. CDD Diversity 20MHz BW 802.11ax(SU) (UNII) Maximum Conducted Output Power – Standard Power (Low Data Rate)

5GHz (20MHz Bandwidth)	Frequency [MHz]	Channel	Mode	Detector	Conducted Power [dBm]			Directional Ant. Gain [dBi]	Max e.i.r.p. [dBm]	Max e.i.r.p. Limit [dBm]	e.i.r.p. Margin [dB]
					Antenna WF2a	Antenna WF7b	Summed				
					5955	1	CDD				
6175	45	CDD	AVG	18.67	18.36	21.53	1.00	22.53	30.00	-7.47	
6415	93	CDD	AVG	18.99	18.19	21.62	1.00	22.62	30.00	-7.38	
6535	117	CDD	AVG	18.29	17.87	21.10	2.50	23.60	30.00	-6.40	
6695	149	CDD	AVG	18.08	17.48	20.80	2.50	23.30	30.00	-6.70	
6855	181	CDD	AVG	17.76	17.19	20.50	2.50	23.00	30.00	-7.00	

Table 7-120. CDD Diversity 20MHz BW 802.11ax(SU) (UNII) Maximum Conducted Output Power – Standard Power (Mid Data Rate)

5GHz (20MHz Bandwidth)	Frequency [MHz]	Channel	Mode	Detector	Conducted Power [dBm]			Directional Ant. Gain [dBi]	Max e.i.r.p. [dBm]	Max e.i.r.p. Limit [dBm]	e.i.r.p. Margin [dB]
					Antenna WF2a	Antenna WF7b	Summed				
					5955	1	CDD				
6175	45	CDD	AVG	18.68	18.15	21.43	1.00	22.43	30.00	-7.57	
6415	93	CDD	AVG	18.73	18.01	21.40	1.00	22.40	30.00	-7.60	
6535	117	CDD	AVG	18.50	17.69	21.13	2.50	23.63	30.00	-6.37	
6695	149	CDD	AVG	17.99	17.46	20.74	2.50	23.24	30.00	-6.76	
6855	181	CDD	AVG	17.58	17.00	20.31	2.50	22.81	30.00	-7.19	

Table 7-121. CDD Diversity 20MHz BW 802.11ax(SU) (UNII) Maximum Conducted Output Power – Standard Power (High Data Rate)

5GHz (40MHz Bandwidth)	Frequency [MHz]	Channel	Mode	Detector	Conducted Power [dBm]			Directional Ant. Gain [dBi]	Max e.i.r.p. [dBm]	Max e.i.r.p. Limit [dBm]	e.i.r.p. Margin [dB]
					Antenna WF2a	Antenna WF7b	Summed				
					5965	3	CDD				
6165	43	CDD	AVG	18.87	18.68	21.79	1.00	22.79	30.00	-7.21	
6405	91	CDD	AVG	18.75	18.37	21.57	1.00	22.57	30.00	-7.43	
6565	123	CDD	AVG	18.35	17.83	21.11	2.50	23.61	30.00	-6.39	
6725	155	CDD	AVG	18.04	17.87	20.97	2.50	23.47	30.00	-6.53	
6845	179	CDD	AVG	17.93	17.82	20.88	2.50	23.38	30.00	-6.62	

Table 7-122. CDD Diversity 40MHz BW 802.11ax(SU) (UNII) Maximum Conducted Output Power – Standard Power (Low Data Rate)

FCC ID: BCGA2898 IC: 579C-A2898		MEASUREMENT REPORT (CERTIFICATION)	Approved by: Technical Manager
Test Report S/N: 1C2311270065-13-R2.BCG	Test Dates: 12/1/2023 - 04/04/2024	EUT Type: Tablet Device	Page 106 of 552

5GHz (40MHz Bandwidth)	Frequency [MHz]	Channel	Mode	Detector	Conducted Power [dBm]			Directional Ant. Gain [dBi]	Max e.i.r.p. [dBm]	Max e.i.r.p. Limit [dBm]	e.i.r.p. Margin [dB]
					Antenna WF2a	Antenna WF7b	Summed				
					5965	3	CDD				
6165	43	CDD	AVG	18.85	18.60	21.74	1.00	22.74	30.00	-7.26	
6405	91	CDD	AVG	18.81	18.20	21.52	1.00	22.52	30.00	-7.48	
6565	123	CDD	AVG	18.28	17.87	21.09	2.50	23.59	30.00	-6.41	
6725	155	CDD	AVG	18.17	17.89	21.04	2.50	23.54	30.00	-6.46	
6845	179	CDD	AVG	17.79	17.88	20.84	2.50	23.34	30.00	-6.66	

Table 7-123. CDD Diversity 40MHz BW 802.11ax(SU) (UNII) Maximum Conducted Output Power – Standard Power (Mid Data Rate)

5GHz (40MHz Bandwidth)	Frequency [MHz]	Channel	Mode	Detector	Conducted Power [dBm]			Directional Ant. Gain [dBi]	Max e.i.r.p. [dBm]	Max e.i.r.p. Limit [dBm]	e.i.r.p. Margin [dB]
					Antenna WF2a	Antenna WF7b	Summed				
					5965	3	CDD				
6165	43	CDD	AVG	18.51	18.34	21.43	1.00	22.43	30.00	-7.57	
6405	91	CDD	AVG	18.64	18.16	21.42	1.00	22.42	30.00	-7.58	
6565	123	CDD	AVG	18.24	17.68	20.98	2.50	23.48	30.00	-6.52	
6725	155	CDD	AVG	17.80	17.54	20.68	2.50	23.18	30.00	-6.82	
6845	179	CDD	AVG	17.70	17.62	20.67	2.50	23.17	30.00	-6.83	

Table 7-124. CDD Diversity 40MHz BW 802.11ax(SU) (UNII) Maximum Conducted Output Power – Standard Power (High Data Rate)

5GHz (80MHz Bandwidth)	Frequency [MHz]	Channel	Mode	Detector	Conducted Power [dBm]			Directional Ant. Gain [dBi]	Max e.i.r.p. [dBm]	Max e.i.r.p. Limit [dBm]	e.i.r.p. Margin [dB]
					Antenna WF2a	Antenna WF7b	Summed				
					5985	7	CDD				
6065	23	CDD	AVG	18.61	18.17	21.41	1.00	22.41	30.00	-7.59	
6145	39	CDD	AVG	18.72	18.21	21.48	1.00	22.48	30.00	-7.52	
6385	87	CDD	AVG	18.76	18.34	21.57	1.00	22.57	30.00	-7.43	
6625	135	CDD	AVG	18.22	17.62	20.94	2.50	23.44	30.00	-6.56	
6705	151	CDD	AVG	18.35	17.87	21.13	2.50	23.63	30.00	-6.37	
6785	167	CDD	AVG	17.95	17.23	20.61	2.50	23.11	30.00	-6.89	

Table 7-125. CDD Diversity 80MHz BW 802.11ax(SU) (UNII) Maximum Conducted Output Power – Standard Power (Low Data Rate)

5GHz (80MHz Bandwidth)	Frequency [MHz]	Channel	Mode	Detector	Conducted Power [dBm]			Directional Ant. Gain [dBi]	Max e.i.r.p. [dBm]	Max e.i.r.p. Limit [dBm]	e.i.r.p. Margin [dB]
					Antenna WF2a	Antenna WF7b	Summed				
					5985	7	CDD				
6065	23	CDD	AVG	18.66	18.21	21.45	1.00	22.45	30.00	-7.55	
6145	39	CDD	AVG	18.86	18.27	21.58	1.00	22.58	30.00	-7.42	
6385	87	CDD	AVG	18.81	18.34	21.59	1.00	22.59	30.00	-7.41	
6625	135	CDD	AVG	18.26	17.61	20.96	2.50	23.46	30.00	-6.54	
6705	151	CDD	AVG	18.28	17.85	21.08	2.50	23.58	30.00	-6.42	
6785	167	CDD	AVG	18.02	17.23	20.65	2.50	23.15	30.00	-6.85	

Table 7-126. CDD Diversity 80MHz BW 802.11ax(SU) (UNII) Maximum Conducted Output Power – Standard Power (Mid Data Rate)

FCC ID: BCGA2898 IC: 579C-A2898		MEASUREMENT REPORT (CERTIFICATION)	Approved by: Technical Manager
Test Report S/N: 1C2311270065-13-R2.BCG	Test Dates: 12/1/2023 - 04/04/2024	EUT Type: Tablet Device	Page 107 of 552

5GHz (80MHz Bandwidth)	Frequency [MHz]	Channel	Mode	Detector	Conducted Power [dBm]			Directional Ant. Gain [dBi]	Max e.i.r.p. [dBm]	Max e.i.r.p. Limit [dBm]	e.i.r.p. Margin [dB]
					Antenna WF2a	Antenna WF7b	Summed				
					5985	7	CDD				
6065	23	CDD	AVG	18.64	18.00	21.34	1.00	22.34	30.00	-7.66	
6145	39	CDD	AVG	18.61	18.26	21.45	1.00	22.45	30.00	-7.55	
6385	87	CDD	AVG	19.00	18.28	21.66	1.00	22.66	30.00	-7.34	
6625	135	CDD	AVG	18.14	17.54	20.86	2.50	23.36	30.00	-6.64	
6705	151	CDD	AVG	18.17	17.57	20.89	2.50	23.39	30.00	-6.61	
6785	167	CDD	AVG	17.89	17.06	20.51	2.50	23.01	30.00	-6.99	

Table 7-127. CDD Diversity 80MHz BW 802.11ax(SU) (UNII) Maximum Conducted Output Power – Standard Power (High Data Rate)

5GHz (160MHz Bandwidth)	Frequency [MHz]	Channel	Mode	Detector	Conducted Power [dBm]			Directional Ant. Gain [dBi]	Max e.i.r.p. [dBm]	Max e.i.r.p. Limit [dBm]	e.i.r.p. Margin [dB]
					Antenna WF2a	Antenna WF7b	Summed				
					6025	15	CDD				
6185	47	CDD	AVG	18.69	18.18	21.45	1.00	22.45	30.00	-7.55	
6345	79	CDD	AVG	18.59	18.40	21.51	1.00	22.51	30.00	-7.49	
6665	143	CDD	AVG	18.01	17.37	20.71	2.50	23.21	30.00	-6.79	

Table 7-128. CDD Diversity 160MHz BW 802.11ax(SU) (UNII) Maximum Conducted Output Power – Standard Power (Low Data Rate)

5GHz (160MHz Bandwidth)	Frequency [MHz]	Channel	Mode	Detector	Conducted Power [dBm]			Directional Ant. Gain [dBi]	Max e.i.r.p. [dBm]	Max e.i.r.p. Limit [dBm]	e.i.r.p. Margin [dB]
					Antenna WF2a	Antenna WF7b	Summed				
					6025	15	CDD				
6185	47	CDD	AVG	18.80	18.07	21.46	1.00	22.46	30.00	-7.54	
6345	79	CDD	AVG	18.59	18.39	21.50	1.00	22.50	30.00	-7.50	
6665	143	CDD	AVG	18.03	17.42	20.75	2.50	23.25	30.00	-6.75	

Table 7-129. CDD Diversity 160MHz BW 802.11ax(SU) (UNII) Maximum Conducted Output Power – Standard Power (Mid Data Rate)

5GHz (160MHz Bandwidth)	Frequency [MHz]	Channel	Mode	Detector	Conducted Power [dBm]			Directional Ant. Gain [dBi]	Max e.i.r.p. [dBm]	Max e.i.r.p. Limit [dBm]	e.i.r.p. Margin [dB]
					Antenna WF2a	Antenna WF7b	Summed				
					6025	15	CDD				
6185	47	CDD	AVG	18.69	18.04	21.39	1.00	22.39	30.00	-7.61	
6345	79	CDD	AVG	18.36	18.23	21.31	1.00	22.31	30.00	-7.69	
6665	143	CDD	AVG	17.84	17.25	20.56	2.50	23.06	30.00	-6.94	

Table 7-130. CDD Diversity 160MHz BW 802.11ax(SU) (UNII) Maximum Conducted Output Power – Standard Power (High Data Rate)

FCC ID: BCGA2898 IC: 579C-A2898		MEASUREMENT REPORT (CERTIFICATION)	Approved by: Technical Manager
Test Report S/N: 1C2311270065-13-R2.BCG	Test Dates: 12/1/2023 - 04/04/2024	EUT Type: Tablet Device	Page 108 of 552

Note:

Per ANSI C63.10-2013 and KDB 662911 v02r01 Section E1), the conducted powers at Antenna WF7a and Antenna WF2a were first measured separately during SDM transmission as shown in the section above. The measured values were then summed in linear power units then converted back to dBm.

Per ANSI C63.10-2013 Section 14.4.3, the directional gain is calculated using the following formula, where G_N is the gain of the nth antenna and N_{ANT} , the total number of antennas used.

$$\text{Directional gain} = G_{ANT} + \text{Array Gain dBi}$$

Per ANSI C63.10-2013 Section 14.4.3, the uncorrelated directional gain is calculated using the following formula, where G_N is the gain of the nth antenna and N_{ANT} , the total number of antennas used.

$$\text{Directional gain} = 10 \log[(10^{G_1/10} + 10^{G_2/10} + \dots + 10^{G_N/10}) / N_{ANT}] \text{ dBi}$$

Sample CDD/SDM Calculation:

At 5955MHz in 802.11ax (20MHz BW) mode, the average conducted output power was measured to be 4.13 dBm for Antenna WF7a and 4.15 dBm for Antenna WF2a.

$$\text{Antenna WF7a} + \text{Antenna WF2a} = \text{CDD/SDM}$$

$$(4.13 \text{ dBm} + 4.15 \text{ dBm}) = (2.588 \text{ mW} + 2.600 \text{ mW}) = 5.188 \text{ mW} = 7.15 \text{ dBm}$$

Sample e.i.r.p. Calculation:

At 5955MHz in 802.11ax (20MHz BW) mode, the average CDD/SDM conducted power was calculated to be 7.15dBm with directional gain of 1.10 dBi.

$$\text{e.i.r.p. (dBm)} = \text{Conducted Power (dBm)} + \text{Ant gain (dBi)}$$

$$7.15 \text{ dBm} + 1.10 \text{ dBi} = 8.25 \text{ dBm}$$

FCC ID: BCGA2898 IC: 579C-A2898	 MEASUREMENT REPORT (CERTIFICATION)	Approved by: Technical Manager
Test Report S/N: 1C2311270065-13-R2.BCG	Test Dates: 12/1/2023 - 04/04/2024	EUT Type: Tablet Device Page 109 of 552

7.4 Maximum Power Spectral Density – 802.11a/ax(SU) §15.407(a)(8), RSS-248 [4.6.3]

Test Overview and Limit

The spectrum analyzer was connected to the antenna terminal while the EUT was operating at its maximum duty cycle, at its maximum power control level, as defined in ANSI C63.10-2013 and KDB 789033 D02 v02r01, and at the appropriate frequencies. Method SA-1, as defined in ANSI C63.10-2013 and KDB 789033 D02 v02r01, was used to measure the power spectral density.

In the 5.925 – 7.125GHz band, the maximum permissible power spectral density must not exceed -1dBm e.i.r.p in any 1-megahertz band.

Test Procedure Used

ANSI C63.10-2013 – Section 12.3.2.2
KDB 789033 D02 v02r01 – Section F
ANSI C63.10-2013 – Section 14.3.2.2 Measure-and-Sum Technique
KDB 662911 v02r01 – Section E)2) Measure-and-Sum Technique

Test Settings

1. Analyzer was set to the center frequency of the UNII channel under investigation
2. Span was set to encompass the entire emission bandwidth of the signal
3. RBW = 1MHz
4. VBW = 3MHz
5. Number of sweep points $\geq 2 \times$ (span/RBW)
6. Sweep time = auto
7. Detector = power averaging (RMS)
8. Trigger was set to free run for all modes
9. Trace was averaged over 100 sweeps
10. The peak search function of the spectrum analyzer was used to find the peak of the spectrum.

Test Setup

The EUT and measurement equipment were set up as shown in the diagram below.



Figure 7-3. Test Instrument & Measurement Setup

Test Notes

1. The data rates have been classified into three different groups; low data rate, middle data rate, and high data rate. All three data rate groups of data rate have been investigated and only the worst case data rate per group is reported.
2. Low, mid, and high channels were tested and tabular data has been reported. Only mid channel psd plots have been reported.

FCC ID: BCGA2898 IC: 579C-A2898		MEASUREMENT REPORT (CERTIFICATION)	Approved by: Technical Manager
Test Report S/N: 1C2311270065-13-R2.BCG	Test Dates: 12/1/2023 - 04/04/2024	EUT Type: Tablet Device	Page 110 of 552

V 10.5 12/15/2021

7.4.1 Antenna WF7a Power Spectral Density Measurements

	Frequency [MHz]	Channel No.	802.11 Mode	Data Rate [Mbps]	Measured Power Density [dBm/MHz]	Antenna Gain [dBi]	e.i.r.p Density [dBm/MHz]	Max EIRP Density [dBm/MHz]	Margin [dB]
Band 5	5955	1	a	12	-4.36	1.20	-3.16	-1	-2.16
	6175	45	a	12	-3.50	1.20	-2.30	-1	-1.30
	6415	93	a	12	-3.39	1.20	-2.19	-1	-1.19
	5955	1	ax (20MHz)	24/25.8 (MCS2)	-4.93	1.20	-3.73	-1	-2.73
	6175	45	ax (20MHz)	24/25.8 (MCS2)	-3.87	1.20	-2.67	-1	-1.67
	6415	93	ax (20MHz)	24/25.8 (MCS2)	-3.84	1.20	-2.64	-1	-1.64
	5965	3	ax (40MHz)	49/51.6 (MCS2)	-4.81	1.20	-3.61	-1	-2.61
	6165	43	ax (40MHz)	49/51.6 (MCS2)	-3.93	1.20	-2.73	-1	-1.73
	6405	91	ax (40MHz)	49/51.6 (MCS2)	-3.57	1.20	-2.37	-1	-1.37
	5985	7	ax (80MHz)	102/108.1 (MCS2)	-4.63	1.20	-3.43	-1	-2.43
	6145	39	ax (80MHz)	102/108.1 (MCS2)	-3.18	1.20	-1.98	-1	-0.98
	6385	87	ax (80MHz)	102/108.1 (MCS2)	-3.36	1.20	-2.16	-1	-1.16
6025	15	ax (160MHz)	183.8/216.2 (MCS2)	-4.31	1.20	-3.11	-1	-2.11	
6185	47	ax (160MHz)	183.8/216.2 (MCS2)	-3.74	1.20	-2.54	-1	-1.54	
6345	79	ax (160MHz)	183.8/216.2 (MCS2)	-4.04	1.20	-2.84	-1	-1.84	
Band 6	6435	97	a	12	-3.63	1.70	-1.93	-1	-0.93
	6475	105	a	12	-4.16	1.70	-2.46	-1	-1.46
	6515	113	a	12	-3.79	1.70	-2.09	-1	-1.09
	6435	97	ax (20MHz)	24/25.8 (MCS2)	-4.18	1.70	-2.48	-1	-1.48
	6475	105	ax (20MHz)	24/25.8 (MCS2)	-4.30	1.70	-2.60	-1	-1.60
	6515	113	ax (20MHz)	24/25.8 (MCS2)	-4.46	1.70	-2.76	-1	-1.76
	6445	99	ax (40MHz)	49/51.6 (MCS2)	-4.61	1.70	-2.91	-1	-1.91
	6485	107	ax (40MHz)	49/51.6 (MCS2)	-4.37	1.70	-2.67	-1	-1.67
	6525	115	ax (40MHz)	49/51.6 (MCS2)	-5.39	1.70	-3.69	-1	-2.69
	6465	103	ax (80MHz)	102/108.1 (MCS2)	-4.09	1.70	-2.39	-1	-1.39
	6505	111	ax (160MHz)	183.8/216.2 (MCS2)	-5.38	1.70	-3.68	-1	-2.68
	Band 7	6535	117	a	12	-4.21	2.00	-2.21	-1
6695		149	a	12	-3.76	2.00	-1.76	-1	-0.76
6875		185	a	12	-4.21	2.00	-2.21	-1	-1.21
6535		117	ax (20MHz)	24/25.8 (MCS2)	-4.96	2.00	-2.96	-1	-1.96
6695		149	ax (20MHz)	24/25.8 (MCS2)	-4.46	2.00	-2.46	-1	-1.46
6875		185	ax (20MHz)	24/25.8 (MCS2)	-4.54	2.00	-2.54	-1	-1.54
6565		123	ax (40MHz)	49/51.6 (MCS2)	-5.60	2.00	-3.60	-1	-2.60
6725		155	ax (40MHz)	49/51.6 (MCS2)	-5.28	2.00	-3.28	-1	-2.28
6845		179	ax (40MHz)	49/51.6 (MCS2)	-5.42	2.00	-3.42	-1	-2.42
6545		119	ax (80MHz)	102/108.1 (MCS2)	-5.26	2.00	-3.26	-1	-2.26
6705		151	ax (80MHz)	102/108.1 (MCS2)	-5.53	2.00	-3.53	-1	-2.53
6865		183	ax (80MHz)	102/108.1 (MCS2)	-5.47	2.00	-3.47	-1	-2.47
6665	143	ax (160MHz)	183.8/216.2 (MCS2)	-5.43	2.00	-3.43	-1	-2.43	
6825	175	ax (160MHz)	183.8/216.2 (MCS2)	-5.36	2.00	-3.36	-1	-2.36	
Band 8	6895	189	a	12	-3.35	0.80	-2.55	-1	-1.55
	6995	209	a	12	-3.54	0.80	-2.74	-1	-1.74
	7115	233	a	12	-3.63	0.80	-2.83	-1	-1.83
	6895	189	ax (20MHz)	24/25.8 (MCS2)	-3.50	0.80	-2.70	-1	-1.70
	6995	209	ax (20MHz)	24/25.8 (MCS2)	-3.66	0.80	-2.86	-1	-1.86
	7115	233	ax (20MHz)	24/25.8 (MCS2)	-4.66	0.80	-3.86	-1	-2.86
	6885	187	ax (40MHz)	49/51.6 (MCS2)	-5.25	0.80	-4.45	-1	-3.45
	7005	211	ax (40MHz)	49/51.6 (MCS2)	-3.76	0.80	-2.96	-1	-1.96
	7085	227	ax (40MHz)	49/51.6 (MCS2)	-3.79	0.80	-2.99	-1	-1.99
	6945	199	ax (80MHz)	102/108.1 (MCS2)	-4.10	0.80	-3.30	-1	-2.30
	7025	215	ax (80MHz)	102/108.1 (MCS2)	-3.16	0.80	-2.36	-1	-1.36
	6985	207	ax (160MHz)	183.8/216.2 (MCS2)	-4.04	0.80	-3.24	-1	-2.24

Table 7-131. Power Spectral Density Measurements Antenna WF7a LPI (Low Data Rate)

FCC ID: BCGA2898 IC: 579C-A2898		MEASUREMENT REPORT (CERTIFICATION)	Approved by: Technical Manager
Test Report S/N: 1C2311270065-13-R2.BCG	Test Dates: 12/1/2023 - 04/04/2024	EUT Type: Tablet Device	Page 111 of 552

	Frequency [MHz]	Channel No.	802.11 Mode	Data Rate [Mbps]	Measured Power Density [dBm/MHz]	Antenna Gain [dBi]	e.i.r.p Density [dBm/MHz]	Max EIRP Density [dBm/MHz]	Margin [dB]
Band 5	5955	1	a	24	-4.09	1.20	-2.89	-1	-1.89
	6175	45	a	24	-3.04	1.20	-1.84	-1	-0.84
	6415	93	a	24	-3.37	1.20	-2.17	-1	-1.17
	5955	1	ax (20MHz)	49/51.6 (MCS4)	-4.62	1.20	-3.42	-1	-2.42
	6175	45	ax (20MHz)	49/51.6 (MCS4)	-3.76	1.20	-2.56	-1	-1.56
	6415	93	ax (20MHz)	49/51.6 (MCS4)	-3.63	1.20	-2.43	-1	-1.43
	5965	3	ax (40MHz)	98/103.2 (MCS4)	-4.33	1.20	-3.13	-1	-2.13
	6165	43	ax (40MHz)	98/103.2 (MCS4)	-3.78	1.20	-2.58	-1	-1.58
	6405	91	ax (40MHz)	98/103.2 (MCS4)	-3.66	1.20	-2.46	-1	-1.46
	5985	7	ax (80MHz)	204/216.2 (MCS4)	-4.34	1.20	-3.14	-1	-2.14
	6145	39	ax (80MHz)	204/216.2 (MCS4)	-3.39	1.20	-2.19	-1	-1.19
	6385	87	ax (80MHz)	204/216.2 (MCS4)	-3.49	1.20	-2.29	-1	-1.29
	6025	15	ax (160MHz)	367.5/432.4 (MCS4)	-4.46	1.20	-3.26	-1	-2.26
Band 6	6185	47	ax (160MHz)	367.5/432.4 (MCS4)	-3.62	1.20	-2.42	-1	-1.42
	6345	79	ax (160MHz)	367.5/432.4 (MCS4)	-4.04	1.20	-2.84	-1	-1.84
	6435	97	a	24	-3.68	1.70	-1.98	-1	-0.98
	6475	105	a	24	-3.76	1.70	-2.06	-1	-1.06
	6515	113	a	24	-3.45	1.70	-1.75	-1	-0.75
	6435	97	ax (20MHz)	49/51.6 (MCS4)	-4.09	1.70	-2.39	-1	-1.39
	6475	105	ax (20MHz)	49/51.6 (MCS4)	-4.14	1.70	-2.44	-1	-1.44
	6515	113	ax (20MHz)	49/51.6 (MCS4)	-4.34	1.70	-2.64	-1	-1.64
	6445	99	ax (40MHz)	98/103.2 (MCS4)	-4.36	1.70	-2.66	-1	-1.66
	6485	107	ax (40MHz)	98/103.2 (MCS4)	-4.04	1.70	-2.34	-1	-1.34
	6525	115	ax (40MHz)	98/103.2 (MCS4)	-5.48	1.70	-3.78	-1	-2.78
	6465	103	ax (80MHz)	204/216.2 (MCS4)	-4.13	1.70	-2.43	-1	-1.43
	6505	111	ax (160MHz)	367.5/432.4 (MCS4)	-5.56	1.70	-3.86	-1	-2.86
Band 7	6535	117	a	24	-4.46	2.00	-2.46	-1	-1.46
	6695	149	a	24	-3.52	2.00	-1.52	-1	-0.52
	6875	185	a	24	-4.03	2.00	-2.03	-1	-1.03
	6535	117	ax (20MHz)	49/51.6 (MCS4)	-4.68	2.00	-2.68	-1	-1.68
	6695	149	ax (20MHz)	49/51.6 (MCS4)	-4.13	2.00	-2.13	-1	-1.13
	6875	185	ax (20MHz)	49/51.6 (MCS4)	-4.70	2.00	-2.70	-1	-1.70
	6565	123	ax (40MHz)	98/103.2 (MCS4)	-5.75	2.00	-3.75	-1	-2.75
	6725	155	ax (40MHz)	98/103.2 (MCS4)	-5.48	2.00	-3.48	-1	-2.48
	6845	179	ax (40MHz)	98/103.2 (MCS4)	-5.24	2.00	-3.24	-1	-2.24
	6545	119	ax (80MHz)	204/216.2 (MCS4)	-5.02	2.00	-3.02	-1	-2.02
	6705	151	ax (80MHz)	204/216.2 (MCS4)	-5.09	2.00	-3.09	-1	-2.09
	6865	183	ax (80MHz)	204/216.2 (MCS4)	-5.09	2.00	-3.09	-1	-2.09
	6665	143	ax (160MHz)	367.5/432.4 (MCS4)	-5.42	2.00	-3.42	-1	-2.42
6825	175	ax (160MHz)	367.5/432.4 (MCS4)	-5.33	2.00	-3.33	-1	-2.33	
Band 8	6895	189	a	24	-3.19	0.80	-2.39	-1	-1.39
	6995	209	a	24	-3.40	0.80	-2.60	-1	-1.60
	7115	233	a	24	-3.43	0.80	-2.63	-1	-1.63
	6895	189	ax (20MHz)	49/51.6 (MCS4)	-3.70	0.80	-2.90	-1	-1.90
	6995	209	ax (20MHz)	49/51.6 (MCS4)	-3.61	0.80	-2.81	-1	-1.81
	7115	233	ax (20MHz)	49/51.6 (MCS4)	-4.50	0.80	-3.70	-1	-2.70
	6885	187	ax (40MHz)	98/103.2 (MCS4)	-5.26	0.80	-4.46	-1	-3.46
	7005	211	ax (40MHz)	98/103.2 (MCS4)	-3.46	0.80	-2.66	-1	-1.66
	7085	227	ax (40MHz)	98/103.2 (MCS4)	-3.76	0.80	-2.96	-1	-1.96
	6945	199	ax (80MHz)	204/216.2 (MCS4)	-3.58	0.80	-2.78	-1	-1.78
	7025	215	ax (80MHz)	204/216.2 (MCS4)	-3.34	0.80	-2.54	-1	-1.54
	6985	207	ax (160MHz)	367.5/432.4 (MCS4)	-3.57	0.80	-2.77	-1	-1.77

Table 7-132. Power Spectral Density Measurements Antenna WF7a LPI (Mid Data Rate)

FCC ID: BCGA2898 IC: 579C-A2898		MEASUREMENT REPORT (CERTIFICATION)	Approved by: Technical Manager
Test Report S/N: 1C2311270065-13-R2.BCG	Test Dates: 12/1/2023 - 04/04/2024	EUT Type: Tablet Device	Page 112 of 552

	Frequency [MHz]	Channel No.	802.11 Mode	Data Rate [Mbps]	Measured Power Density [dBm/MHz]	Antenna Gain [dBi]	e.i.r.p Density [dBm/MHz]	Max EIRP Density [dBm/MHz]	Margin [dB]
Band 5	5955	1	a	54	-4.08	1.20	-2.88	-1	-1.88
	6175	45	a	54	-2.99	1.20	-1.79	-1	-0.79
	6415	93	a	54	-2.91	1.20	-1.71	-1	-0.71
	5955	1	ax (20MHz)	135/143.4 (MCS11)	-4.54	1.20	-3.34	-1	-2.34
	6175	45	ax (20MHz)	135/143.4 (MCS11)	-3.47	1.20	-2.27	-1	-1.27
	6415	93	ax (20MHz)	135/143.4 (MCS11)	-3.82	1.20	-2.62	-1	-1.62
	5965	3	ax (40MHz)	271/286.8 (MCS11)	-4.31	1.20	-3.11	-1	-2.11
	6165	43	ax (40MHz)	271/286.8 (MCS11)	-3.20	1.20	-2.00	-1	-1.00
	6405	91	ax (40MHz)	271/286.8 (MCS11)	-3.58	1.20	-2.38	-1	-1.38
	5985	7	ax (80MHz)	567/600.5 (MCS11)	-4.24	1.20	-3.04	-1	-2.04
	6145	39	ax (80MHz)	567/600.5 (MCS11)	-3.60	1.20	-2.40	-1	-1.40
	6385	87	ax (80MHz)	567/600.5 (MCS11)	-3.89	1.20	-2.69	-1	-1.69
	6025	15	ax (160MHz)	1020.8/1201 (MCS11)	-4.06	1.20	-2.86	-1	-1.86
Band 6	6185	47	ax (160MHz)	1020.8/1201 (MCS11)	-3.35	1.20	-2.15	-1	-1.15
	6345	79	ax (160MHz)	1020.8/1201 (MCS11)	-4.10	1.20	-2.90	-1	-1.90
	6435	97	a	54	-3.41	1.70	-1.71	-1	-0.71
	6475	105	a	54	-3.58	1.70	-1.88	-1	-0.88
	6515	113	a	54	-3.49	1.70	-1.79	-1	-0.79
	6435	97	ax (20MHz)	135/143.4 (MCS11)	-3.66	1.70	-1.96	-1	-0.96
	6475	105	ax (20MHz)	135/143.4 (MCS11)	-3.80	1.70	-2.10	-1	-1.10
	6515	113	ax (20MHz)	135/143.4 (MCS11)	-3.85	1.70	-2.15	-1	-1.15
	6445	99	ax (40MHz)	271/286.8 (MCS11)	-4.45	1.70	-2.75	-1	-1.75
	6485	107	ax (40MHz)	271/286.8 (MCS11)	-3.87	1.70	-2.17	-1	-1.17
	6525	115	ax (40MHz)	271/286.8 (MCS11)	-5.04	1.70	-3.34	-1	-2.34
	6465	103	ax (80MHz)	567/600.5 (MCS11)	-3.85	1.70	-2.15	-1	-1.15
	6505	111	ax (160MHz)	1020.8/1201 (MCS11)	-5.13	1.70	-3.43	-1	-2.43
Band 7	6535	117	a	54	-4.26	2.00	-2.26	-1	-1.26
	6695	149	a	54	-3.59	2.00	-1.59	-1	-0.59
	6875	185	a	54	-3.67	2.00	-1.67	-1	-0.67
	6535	117	ax (20MHz)	135/143.4 (MCS11)	-4.73	2.00	-2.73	-1	-1.73
	6695	149	ax (20MHz)	135/143.4 (MCS11)	-4.04	2.00	-2.04	-1	-1.04
	6875	185	ax (20MHz)	135/143.4 (MCS11)	-4.25	2.00	-2.25	-1	-1.25
	6565	123	ax (40MHz)	271/286.8 (MCS11)	-5.32	2.00	-3.32	-1	-2.32
	6725	155	ax (40MHz)	271/286.8 (MCS11)	-5.30	2.00	-3.30	-1	-2.30
	6845	179	ax (40MHz)	271/286.8 (MCS11)	-5.16	2.00	-3.16	-1	-2.16
	6545	119	ax (80MHz)	567/600.5 (MCS11)	-4.98	2.00	-2.98	-1	-1.98
	6705	151	ax (80MHz)	567/600.5 (MCS11)	-5.27	2.00	-3.27	-1	-2.27
	6865	183	ax (80MHz)	567/600.5 (MCS11)	-5.14	2.00	-3.14	-1	-2.14
	6665	143	ax (160MHz)	1020.8/1201 (MCS11)	-5.09	2.00	-3.09	-1	-2.09
Band 8	6825	175	ax (160MHz)	1020.8/1201 (MCS11)	-5.16	2.00	-3.16	-1	-2.16
	6895	189	a	54	-2.91	0.80	-2.11	-1	-1.11
	6995	209	a	54	-3.44	0.80	-2.64	-1	-1.64
	7115	233	a	54	-3.17	0.80	-2.37	-1	-1.37
	6895	189	ax (20MHz)	135/143.4 (MCS11)	-3.42	0.80	-2.62	-1	-1.62
	6995	209	ax (20MHz)	135/143.4 (MCS11)	-3.74	0.80	-2.94	-1	-1.94
	7115	233	ax (20MHz)	135/143.4 (MCS11)	-3.80	0.80	-3.00	-1	-2.00
	6885	187	ax (40MHz)	271/286.8 (MCS11)	-5.31	0.80	-4.51	-1	-3.51
	7005	211	ax (40MHz)	271/286.8 (MCS11)	-3.06	0.80	-2.26	-1	-1.26
	7085	227	ax (40MHz)	271/286.8 (MCS11)	-3.50	0.80	-2.70	-1	-1.70
	6945	199	ax (80MHz)	567/600.5 (MCS11)	-3.70	0.80	-2.90	-1	-1.90
	7025	215	ax (80MHz)	567/600.5 (MCS11)	-3.19	0.80	-2.39	-1	-1.39
	6985	207	ax (160MHz)	1020.8/1201 (MCS11)	-3.84	0.80	-3.04	-1	-2.04

Table 7-133. Power Spectral Density Measurements Antenna WF7a LPI (High Data Rate)

FCC ID: BCGA2898 IC: 579C-A2898		MEASUREMENT REPORT (CERTIFICATION)	Approved by: Technical Manager
Test Report S/N: 1C2311270065-13-R2.BCG	Test Dates: 12/1/2023 - 04/04/2024	EUT Type: Tablet Device	Page 113 of 552

	Frequency [MHz]	Channel No.	802.11 Mode	Data Rate [Mbps]	Measured Power Density [dBm/MHz]	Antenna Gain [dBi]	e.i.r.p Density [dBm/MHz]	Max EIRP Density [dBm/MHz]	Margin [dB]
Band 5	5955	1	a	12	7.38	1.20	8.58	17	-8.43
	6175	45	a	12	7.30	1.20	8.50	17	-8.50
	6415	93	a	12	7.10	1.20	8.30	17	-8.70
	5955	1	ax (20MHz)	24/25.8 (MCS2)	7.23	1.20	8.43	17	-8.58
	6175	45	ax (20MHz)	24/25.8 (MCS2)	7.15	1.20	8.35	17	-8.65
	6415	93	ax (20MHz)	24/25.8 (MCS2)	6.77	1.20	7.97	17	-9.03
	5965	3	ax (40MHz)	49/51.6 (MCS2)	5.10	1.20	6.30	17	-10.70
	6165	43	ax (40MHz)	49/51.6 (MCS2)	4.50	1.20	5.70	17	-11.31
	6405	91	ax (40MHz)	49/51.6 (MCS2)	4.34	1.20	5.54	17	-11.46
	5985	7	ax (80MHz)	102/108.1 (MCS2)	2.04	1.20	3.24	17	-13.76
	6145	39	ax (80MHz)	102/108.1 (MCS2)	1.38	1.20	2.58	17	-14.43
	6385	87	ax (80MHz)	102/108.1 (MCS2)	1.39	1.20	2.59	17	-14.41
	6025	15	ax (160MHz)	183.8/216.2 (MCS2)	-1.57	1.20	-0.37	17	-17.37
	6181	47	ax (160MHz)	183.8/216.2 (MCS2)	-1.31	1.20	-0.11	17	-17.11
6345	79	ax (160MHz)	183.8/216.2 (MCS2)	-1.29	1.20	-0.09	17	-17.09	
Band 7	6535	117	a	12	6.09	2.00	8.09	17	-8.91
	6695	149	a	12	6.04	2.00	8.04	17	-8.96
	6875	181	a	12	6.76	2.00	8.76	17	-8.24
	6535	117	ax (20MHz)	24/25.8 (MCS2)	5.91	2.00	7.91	17	-9.10
	6695	149	ax (20MHz)	24/25.8 (MCS2)	5.68	2.00	7.68	17	-9.32
	6875	181	ax (20MHz)	24/25.8 (MCS2)	6.53	2.00	8.53	17	-8.47
	6565	123	ax (40MHz)	49/51.6 (MCS2)	3.22	2.00	5.22	17	-11.78
	6725	155	ax (40MHz)	49/51.6 (MCS2)	3.82	2.00	5.82	17	-11.19
	6845	179	ax (40MHz)	49/51.6 (MCS2)	4.30	2.00	6.30	17	-10.70
	6545	135	ax (80MHz)	102/108.1 (MCS2)	0.20	2.00	2.20	17	-14.80
	6705	151	ax (80MHz)	102/108.1 (MCS2)	0.59	2.00	2.59	17	-14.41
	6865	167	ax (80MHz)	102/108.1 (MCS2)	0.64	2.00	2.64	17	-14.36
	6665	143	ax (160MHz)	183.8/216.2 (MCS2)	-2.82	2.00	-0.82	17	-17.82

Table 7-134. Power Spectral Density Measurements Antenna WF7a Standard Power (Low Data Rate)

FCC ID: BCGA2898 IC: 579C-A2898		MEASUREMENT REPORT (CERTIFICATION)	Approved by: Technical Manager
Test Report S/N: 1C2311270065-13-R2.BCG	Test Dates: 12/1/2023 - 04/04/2024	EUT Type: Tablet Device	Page 114 of 552

	Frequency [MHz]	Channel No.	802.11 Mode	Data Rate [Mbps]	Measured Power Density [dBm/MHz]	Antenna Gain [dBi]	e.i.r.p Density [dBm/MHz]	Max EIRP Density [dBm/MHz]	Margin [dB]
Band 5	5955	1	a	24	7.74	1.20	8.94	17	-8.06
	6175	45	a	24	7.47	1.20	8.67	17	-8.33
	6415	93	a	24	7.40	1.20	8.60	17	-8.40
	5955	1	ax (20MHz)	49/51.6 (MCS4)	7.15	1.20	8.35	17	-8.65
	6175	45	ax (20MHz)	49/51.6 (MCS4)	7.07	1.20	8.27	17	-8.73
	6415	93	ax (20MHz)	49/51.6 (MCS4)	6.96	1.20	8.16	17	-8.84
	5965	3	ax (40MHz)	98/103.2 (MCS4)	5.25	1.20	6.45	17	-10.55
	6165	43	ax (40MHz)	98/103.2 (MCS4)	4.70	1.20	5.90	17	-11.10
	6405	91	ax (40MHz)	98/103.2 (MCS4)	4.32	1.20	5.52	17	-11.48
	5985	7	ax (80MHz)	204/216.2 (MCS4)	2.31	1.20	3.51	17	-13.49
	6145	39	ax (80MHz)	204/216.2 (MCS4)	1.69	1.20	2.89	17	-14.11
	6385	87	ax (80MHz)	204/216.2 (MCS4)	1.53	1.20	2.73	17	-14.28
	6025	15	ax (160MHz)	367.5/432.4 (MCS4)	-1.41	1.20	-0.21	17	-17.21
	6181	47	ax (160MHz)	367.5/432.4 (MCS4)	-1.33	1.20	-0.13	17	-17.13
6345	79	ax (160MHz)	367.5/432.4 (MCS4)	-1.28	1.20	-0.08	17	-17.08	
Band 7	6535	117	a	24	6.27	2.00	8.27	17	-8.73
	6695	149	a	24	6.21	2.00	8.21	17	-8.79
	6875	181	a	24	6.88	2.00	8.88	17	-8.13
	6535	117	ax (20MHz)	49/51.6 (MCS4)	7.40	2.00	9.40	17	-7.60
	6695	149	ax (20MHz)	49/51.6 (MCS4)	5.90	2.00	7.90	17	-9.10
	6875	181	ax (20MHz)	49/51.6 (MCS4)	6.21	2.00	8.21	17	-8.79
	6565	123	ax (40MHz)	98/103.2 (MCS4)	3.83	2.00	5.83	17	-11.17
	6725	155	ax (40MHz)	98/103.2 (MCS4)	4.11	2.00	6.11	17	-10.89
	6845	179	ax (40MHz)	98/103.2 (MCS4)	4.27	2.00	6.27	17	-10.73
	6545	135	ax (80MHz)	204/216.2 (MCS4)	0.65	2.00	2.65	17	-14.35
	6705	151	ax (80MHz)	204/216.2 (MCS4)	0.75	2.00	2.75	17	-14.25
	6865	167	ax (80MHz)	204/216.2 (MCS4)	0.88	2.00	2.88	17	-14.12
	6665	143	ax (160MHz)	367.5/432.4 (MCS4)	-2.67	2.00	-0.67	17	-17.67

Table 7-135. Power Spectral Density Measurements Antenna WF7a Standard Power (Mid Data Rate)

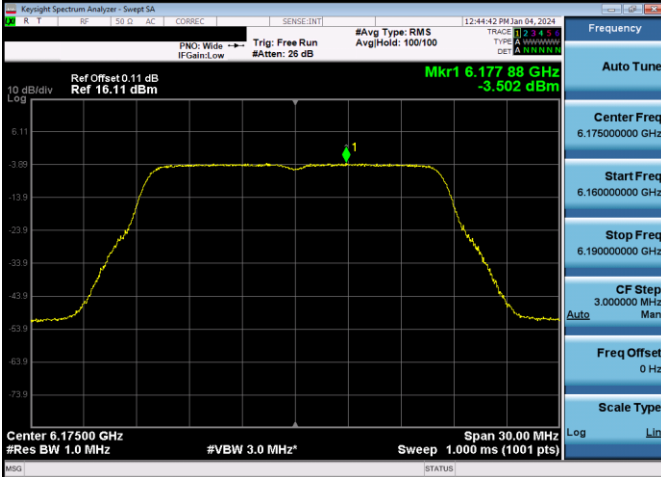
FCC ID: BCGA2898 IC: 579C-A2898		MEASUREMENT REPORT (CERTIFICATION)	Approved by: Technical Manager
Test Report S/N: 1C2311270065-13-R2.BCG	Test Dates: 12/1/2023 - 04/04/2024	EUT Type: Tablet Device	Page 115 of 552

	Frequency [MHz]	Channel No.	802.11 Mode	Data Rate [Mbps]	Measured Power Density [dBm/MHz]	Antenna Gain [dBi]	e.i.r.p Density [dBm/MHz]	Max EIRP Density [dBm/MHz]	Margin [dB]
Band 5	5955	1	a	54	7.59	1.20	8.79	17	-8.21
	6175	45	a	54	7.45	1.20	8.65	17	-8.35
	6415	93	a	54	7.16	1.20	8.36	17	-8.64
	5955	1	ax (20MHz)	135/143.4 (MCS11)	7.02	1.20	8.22	17	-8.78
	6175	45	ax (20MHz)	135/143.4 (MCS11)	6.87	1.20	8.07	17	-8.93
	6415	93	ax (20MHz)	135/143.4 (MCS11)	6.71	1.20	7.91	17	-9.09
	5965	3	ax (40MHz)	271/286.8 (MCS11)	5.28	1.20	6.48	17	-10.52
	6165	43	ax (40MHz)	271/286.8 (MCS11)	5.09	1.20	6.29	17	-10.71
	6405	91	ax (40MHz)	271/286.8 (MCS11)	4.36	1.20	5.56	17	-11.44
	5985	7	ax (80MHz)	567/600.5 (MCS11)	2.24	1.20	3.44	17	-13.56
	6145	39	ax (80MHz)	567/600.5 (MCS11)	1.91	1.20	3.11	17	-13.90
	6385	87	ax (80MHz)	567/600.5 (MCS11)	1.58	1.20	2.78	17	-14.22
	6025	15	ax (160MHz)	1020.8/1201 (MCS11)	-1.30	1.20	-0.10	17	-17.10
	6181	47	ax (160MHz)	1020.8/1201 (MCS11)	-1.17	1.20	0.03	17	-16.97
6345	79	ax (160MHz)	1020.8/1201 (MCS11)	-1.68	1.20	-0.48	17	-17.48	
Band 7	6535	117	a	54	6.37	2.00	8.37	17	-8.63
	6695	149	a	54	6.21	2.00	8.21	17	-8.79
	6875	181	a	54	6.87	2.00	8.87	17	-8.13
	6535	117	ax (20MHz)	135/143.4 (MCS11)	6.11	2.00	8.11	17	-8.89
	6695	149	ax (20MHz)	135/143.4 (MCS11)	5.68	2.00	7.68	17	-9.32
	6875	181	ax (20MHz)	135/143.4 (MCS11)	6.50	2.00	8.50	17	-8.50
	6565	123	ax (40MHz)	271/286.8 (MCS11)	3.54	2.00	5.54	17	-11.47
	6725	155	ax (40MHz)	271/286.8 (MCS11)	3.90	2.00	5.90	17	-11.10
	6845	179	ax (40MHz)	271/286.8 (MCS11)	4.38	2.00	6.38	17	-10.62
	6545	135	ax (80MHz)	567/600.5 (MCS11)	0.40	2.00	2.40	17	-14.60
	6705	151	ax (80MHz)	567/600.5 (MCS11)	0.63	2.00	2.63	17	-14.37
	6865	167	ax (80MHz)	567/600.5 (MCS11)	0.99	2.00	2.99	17	-14.01
	6665	143	ax (160MHz)	1020.8/1201 (MCS11)	-2.38	2.00	-0.38	17	-17.38

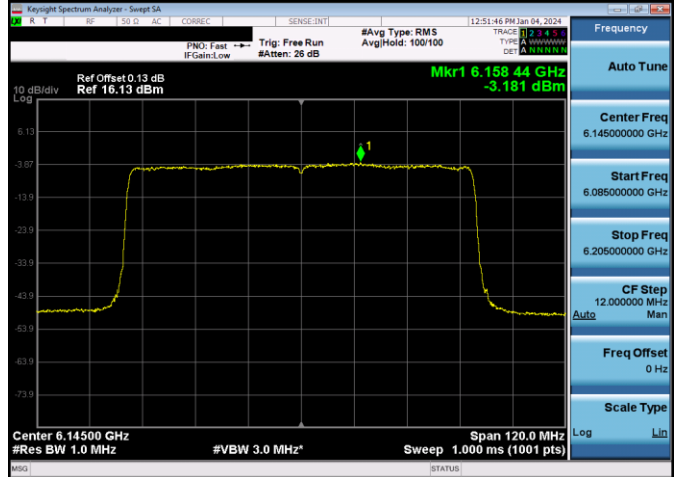
Table 7-136. Power Spectral Density Measurements Antenna WF7a Standard Power (High Data Rate)

FCC ID: BCGA2898 IC: 579C-A2898		MEASUREMENT REPORT (CERTIFICATION)	Approved by: Technical Manager
Test Report S/N: 1C2311270065-13-R2.BCG	Test Dates: 12/1/2023 - 04/04/2024	EUT Type: Tablet Device	Page 116 of 552

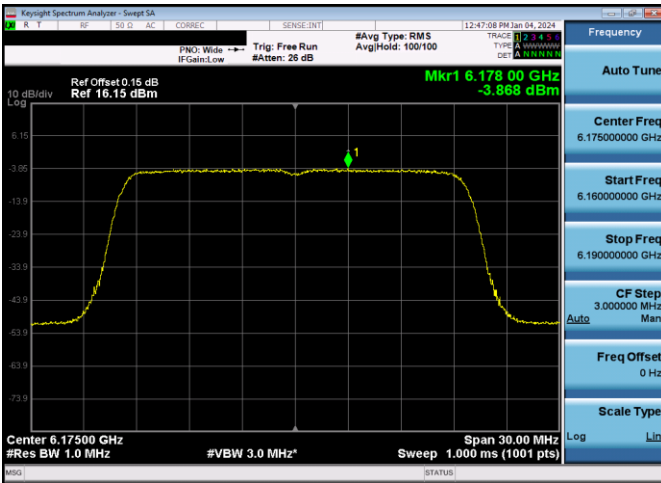
Low Data Rate



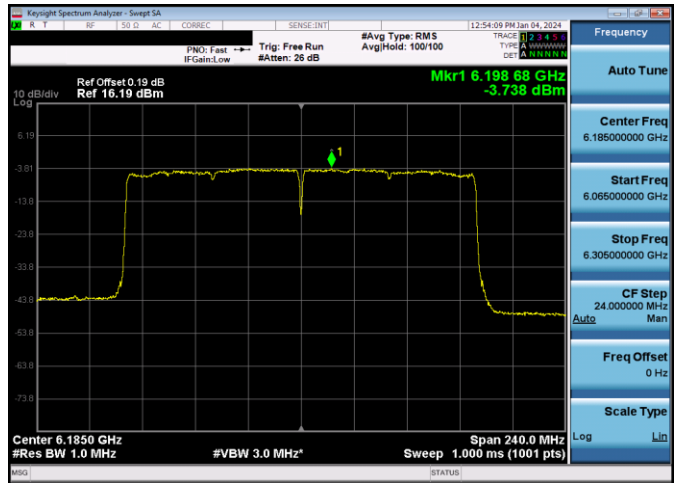
Plot 7-181. Power Spectral Density Plot Antenna WF7a LPI (20MHz 802.11a (UNII Band 5) – Ch. 45, 12Mbps)



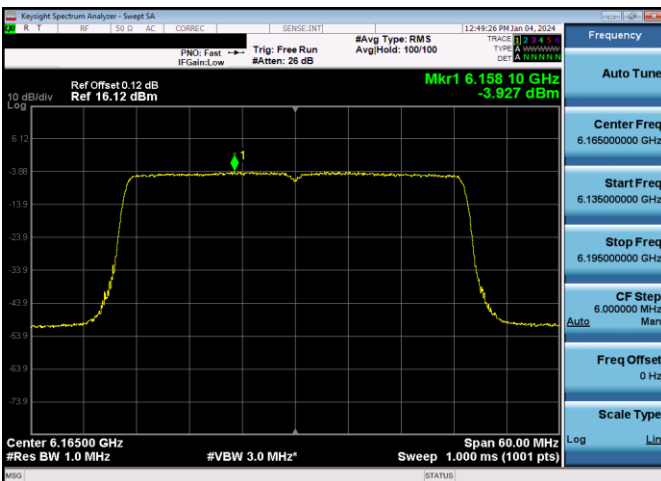
Plot 7-184. Power Spectral Density Plot Antenna WF7a LPI (80MHz 802.11ax (UNII Band 5) – Ch. 39, MCS2)



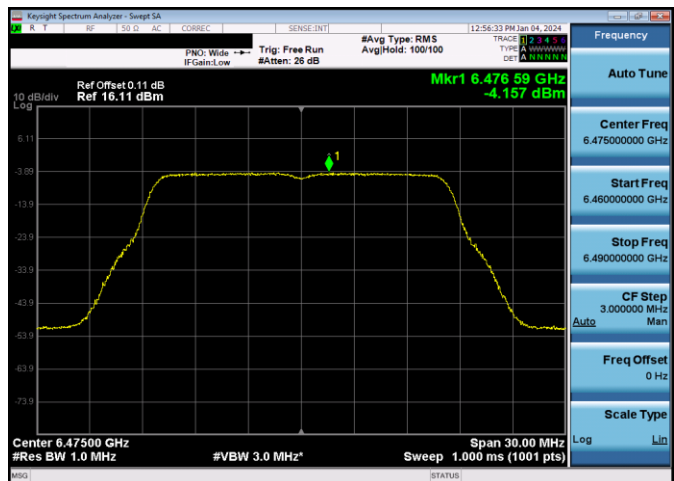
Plot 7-182. Power Spectral Density Plot Antenna WF7a LPI (20MHz 802.11ax (UNII Band 5) – Ch. 45, MCS2)



Plot 7-185. Power Spectral Density Plot Antenna WF7a LPI (160MHz 802.11ax (UNII Band 5) – Ch. 47, MCS2)



Plot 7-183. Power Spectral Density Plot Antenna WF7a LPI (40MHz 802.11ax (UNII Band 5) – Ch. 43, MCS2)



Plot 7-186. Power Spectral Density Plot Antenna WF7a LPI (20MHz 802.11a (UNII Band 6) – Ch. 105, 12Mbps)

FCC ID: BCGA2898 IC: 579C-A2898		MEASUREMENT REPORT (CERTIFICATION)	Approved by: Technical Manager
Test Report S/N: 1C2311270065-13-R2.BCG	Test Dates: 12/1/2023 - 04/04/2024	EUT Type: Tablet Device	Page 117 of 552