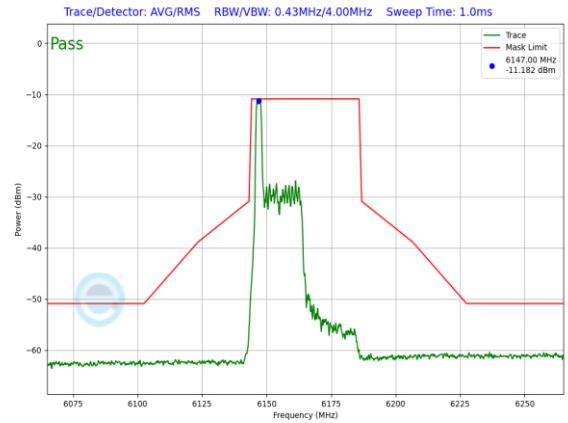
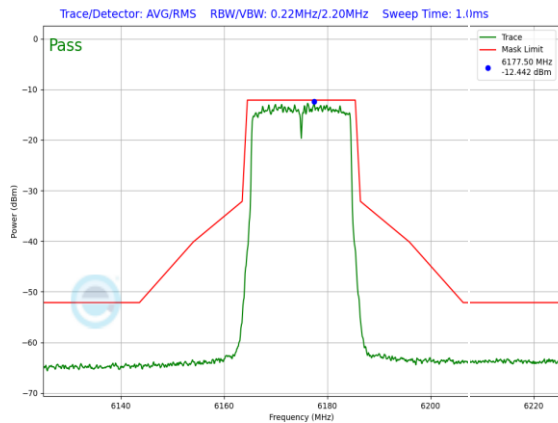


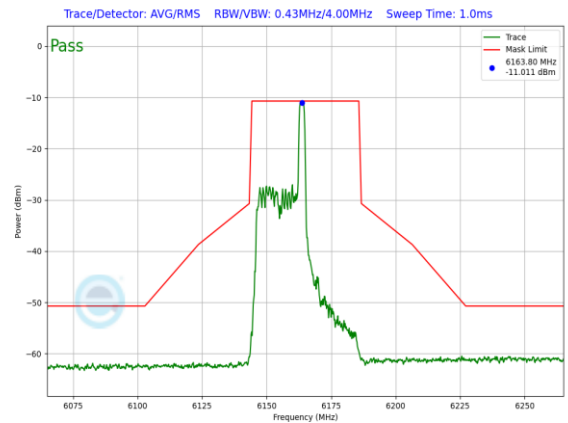
Plot 7-1415. LPI In-Band Emission Plot SDM Diversity Antenna WF7a (20MHz 802.11ax RU242 (UNII Band 5) – Ch. 45)



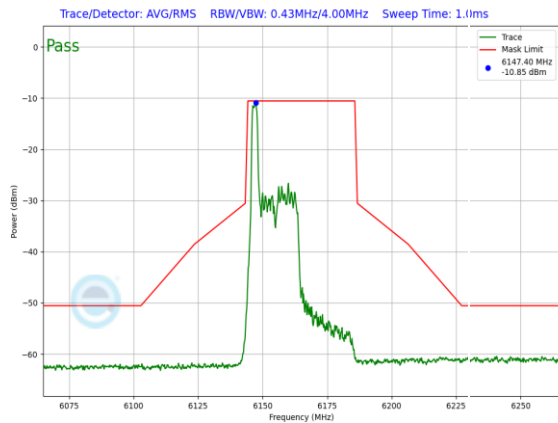
Plot 7-1418. LPI In-Band Emission Plot SDM Diversity Antenna WF7b (40MHz 802.11ax RU26 (UNII Band 5) – Ch. 43)



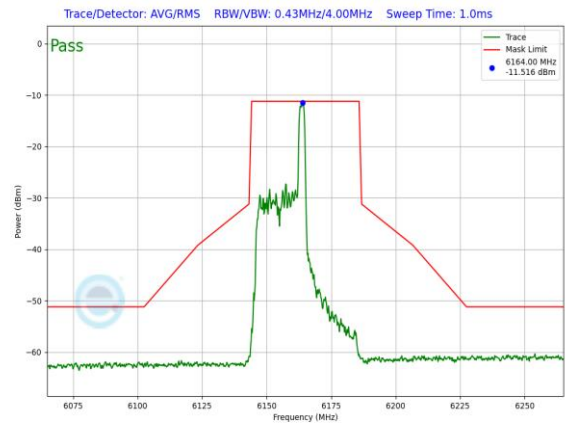
Plot 7-1416. LPI In-Band Emission Plot SDM Diversity Antenna WF7b (20MHz 802.11ax RU242 (UNII Band 5) – Ch. 45)



Plot 7-1419. LPI In-Band Emission Plot SDM Diversity Antenna WF7a (40MHz 802.11ax RU26 (UNII Band 5) – Ch. 43)

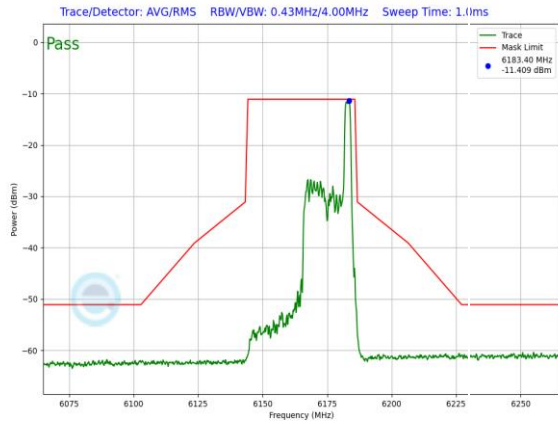


Plot 7-1417. LPI In-Band Emission Plot SDM Diversity Antenna WF7a (40MHz 802.11ax RU26 (UNII Band 5) – Ch. 43)

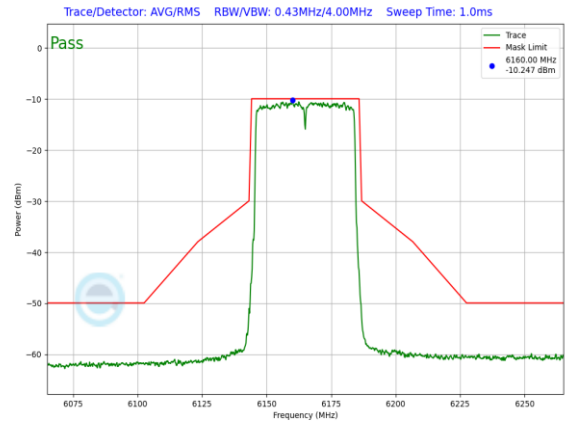


Plot 7-1420. LPI In-Band Emission Plot SDM Diversity Antenna WF7b (40MHz 802.11ax RU26 (UNII Band 5) – Ch. 43)

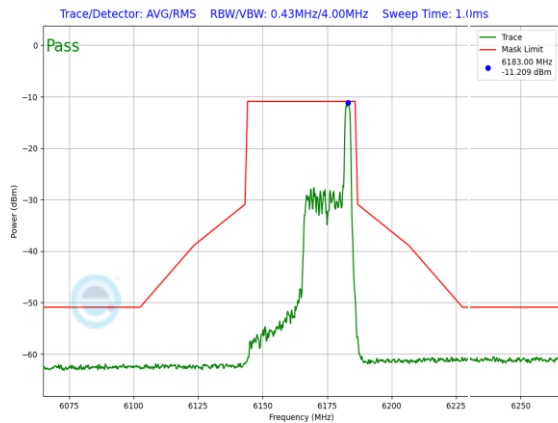
FCC ID: BCGA2898 IC: 579C-A2898		MEASUREMENT REPORT (CERTIFICATION)	Approved by: Technical Manager
Test Report S/N: 1C2311270065-14-R2.BCG	Test Dates: 12/1/2023 - 04/04/2024	EUT Type: Tablet Device	Page 356 of 617



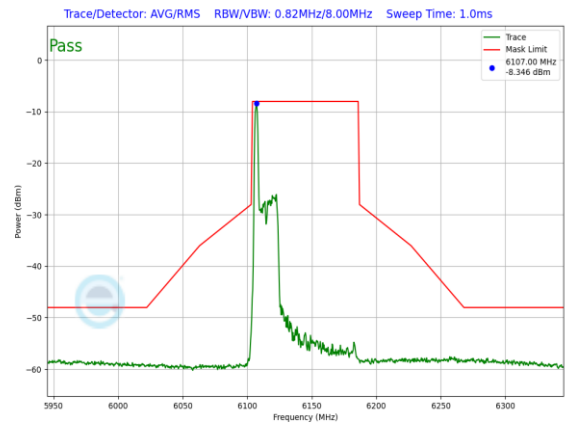
Plot 7-1421. LPI In-Band Emission Plot SDM Diversity Antenna WF7a (40MHz 802.11ax RU26 (UNII Band 5) – Ch. 43)



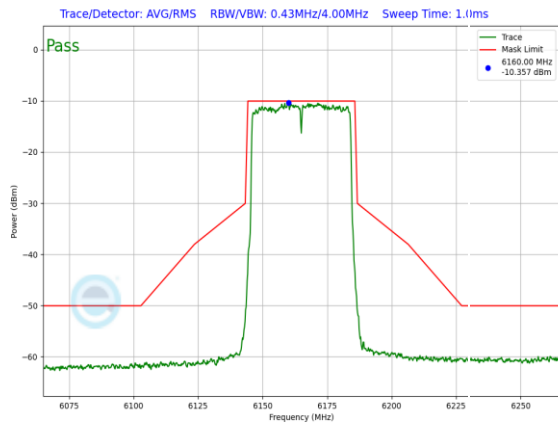
Plot 7-1424. LPI In-Band Emission Plot SDM Diversity Antenna WF7b (40MHz 802.11ax RU484 (UNII Band 5) – Ch. 43)



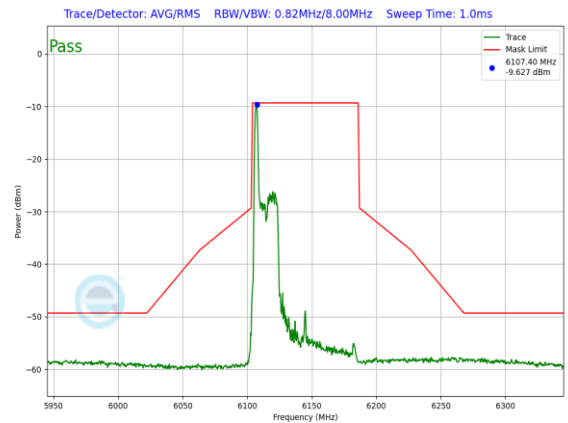
Plot 7-1422. LPI In-Band Emission Plot SDM Diversity Antenna WF7b (40MHz 802.11ax RU26 (UNII Band 5) – Ch. 43)



Plot 7-1425. LPI In-Band Emission Plot SDM Diversity Antenna WF7a (80MHz 802.11ax RU26 (UNII Band 5) – Ch. 39)

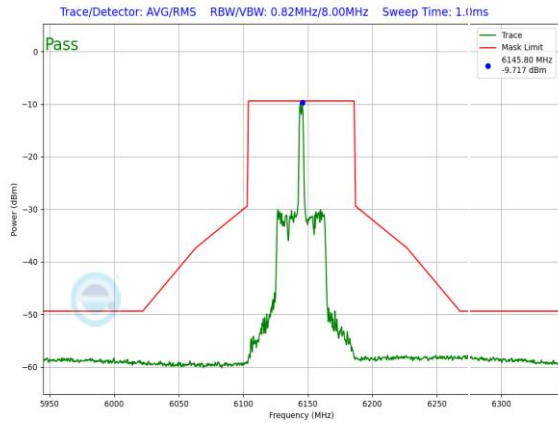


Plot 7-1423. LPI In-Band Emission Plot SDM Diversity Antenna WF7a (40MHz 802.11ax RU484 (UNII Band 5) – Ch. 43)

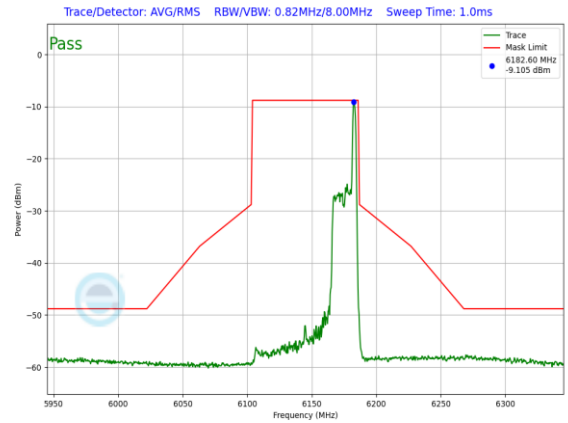


Plot 7-1426. LPI In-Band Emission Plot SDM Diversity Antenna WF7b (80MHz 802.11ax RU26 (UNII Band 5) – Ch. 39)

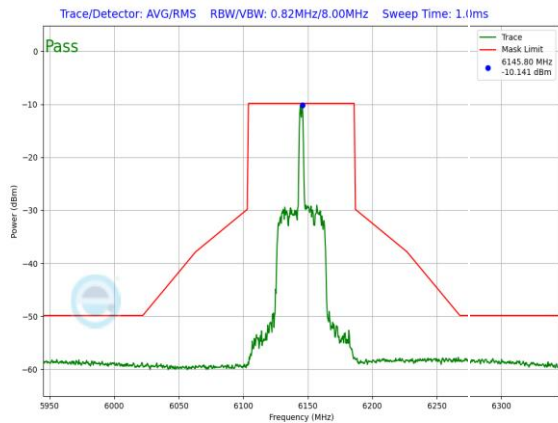
FCC ID: BCGA2898 IC: 579C-A2898		MEASUREMENT REPORT (CERTIFICATION)	Approved by: Technical Manager
Test Report S/N: 1C2311270065-14-R2.BCG	Test Dates: 12/1/2023 - 04/04/2024	EUT Type: Tablet Device	Page 357 of 617



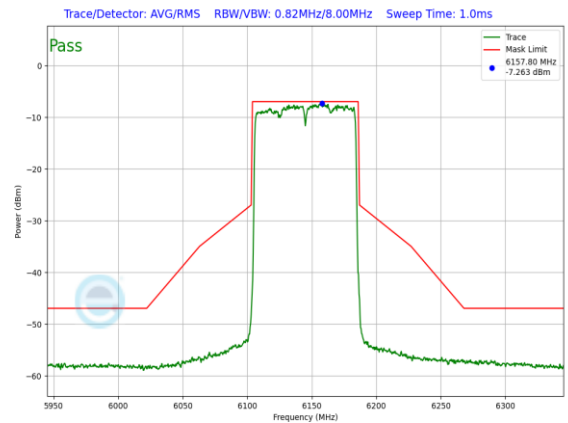
Plot 7-1427. LPI In-Band Emission Plot SDM Diversity Antenna WF7a (80MHz 802.11ax RU26 (UNII Band 5) – Ch. 39)



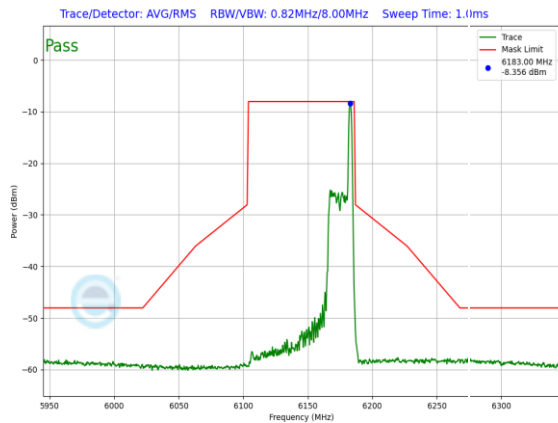
Plot 7-1430. LPI In-Band Emission Plot SDM Diversity Antenna WF7b (80MHz 802.11ax RU26 (UNII Band 5) – Ch. 39)



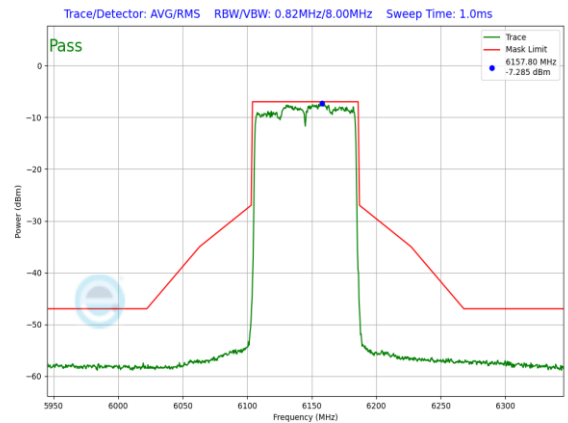
Plot 7-1428. LPI In-Band Emission Plot SDM Diversity Antenna WF7b (80MHz 802.11ax RU26 (UNII Band 5) – Ch. 39)



Plot 7-1431. LPI In-Band Emission Plot SDM Diversity Antenna WF7a (80MHz 802.11ax RU996 (UNII Band 5) – Ch. 39)

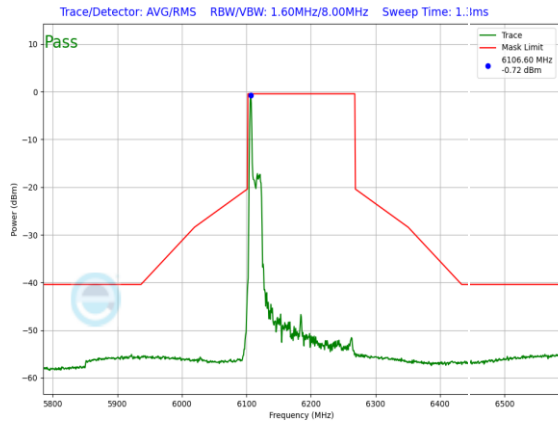


Plot 7-1429. LPI In-Band Emission Plot SDM Diversity Antenna WF7a (80MHz 802.11ax RU26 (UNII Band 5) – Ch. 39)

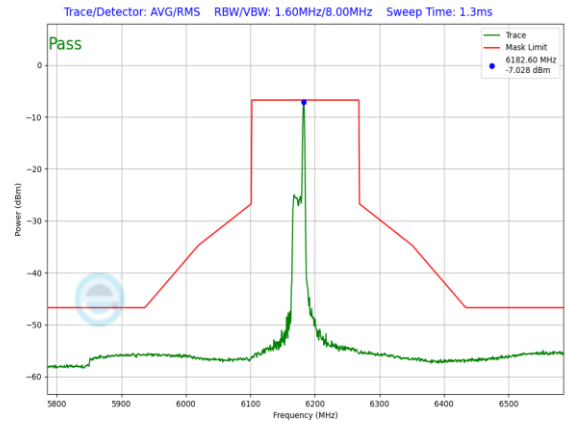


Plot 7-1432. LPI In-Band Emission Plot SDM Diversity Antenna WF7b (80MHz 802.11ax RU996 (UNII Band 5) – Ch. 39)

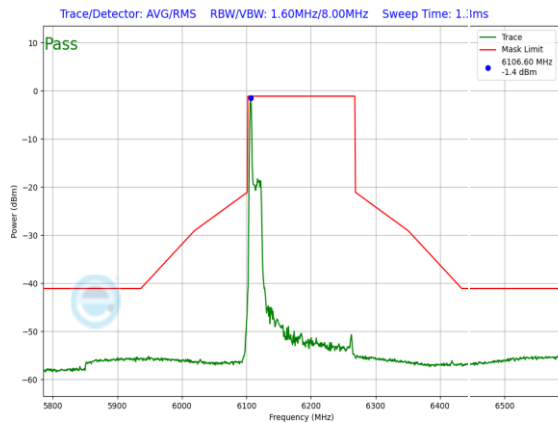
FCC ID: BCGA2898 IC: 579C-A2898		MEASUREMENT REPORT (CERTIFICATION)	Approved by: Technical Manager
Test Report S/N: 1C2311270065-14-R2.BCG	Test Dates: 12/1/2023 - 04/04/2024	EUT Type: Tablet Device	Page 358 of 617



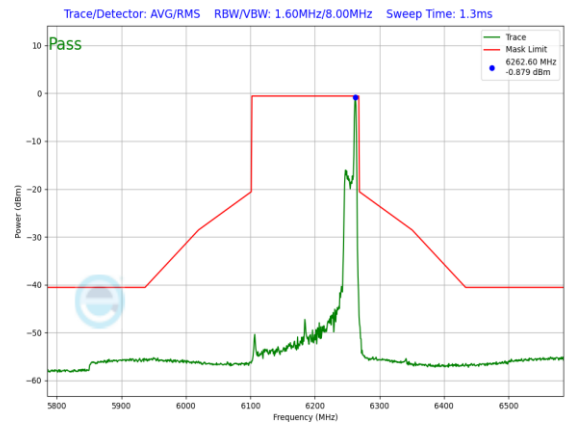
Plot 7-1433. LPI In-Band Emission Plot SDM Diversity Antenna WF7a (160MHz 802.11ax RU26 (UNII Band 5) – Ch. 47)



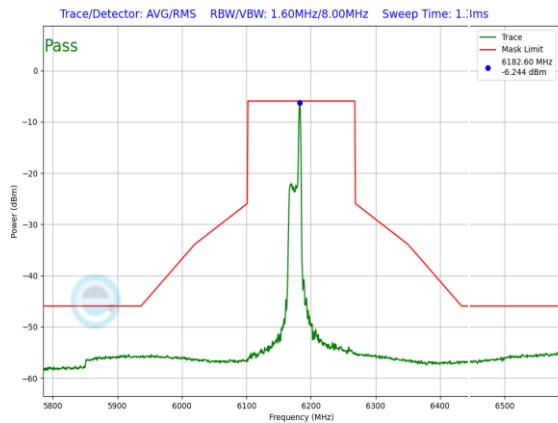
Plot 7-1436. LPI In-Band Emission Plot SDM Diversity Antenna WF7b (160MHz 802.11ax RU26 (UNII Band 5) – Ch. 47)



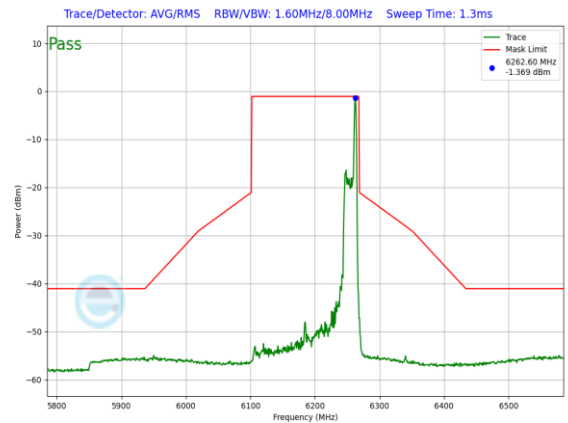
Plot 7-1434. LPI In-Band Emission Plot SDM Diversity Antenna WF7b (160MHz 802.11ax RU26 (UNII Band 5) – Ch. 47)



Plot 7-1437. LPI In-Band Emission Plot SDM Diversity Antenna WF7a (160MHz 802.11ax RU26 (UNII Band 5) – Ch. 47)

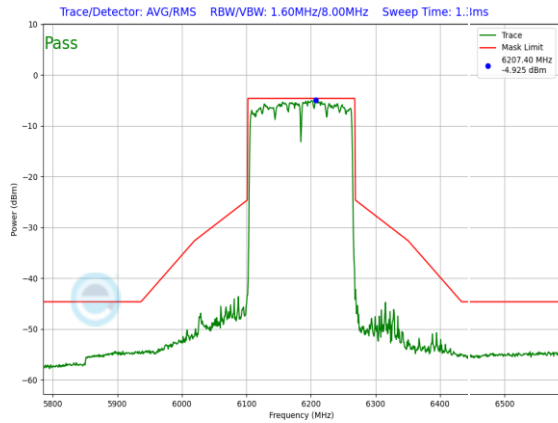


Plot 7-1435. LPI In-Band Emission Plot SDM Diversity Antenna WF7a (160MHz 802.11ax RU26 (UNII Band 5) – Ch. 47)

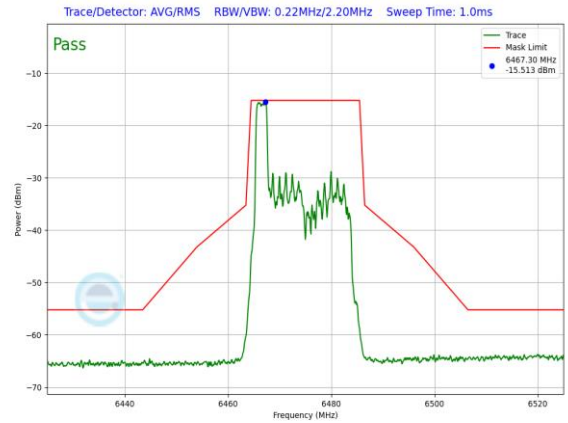


Plot 7-1438. LPI In-Band Emission Plot SDM Diversity Antenna WF7b (160MHz 802.11ax RU26 (UNII Band 5) – Ch. 47)

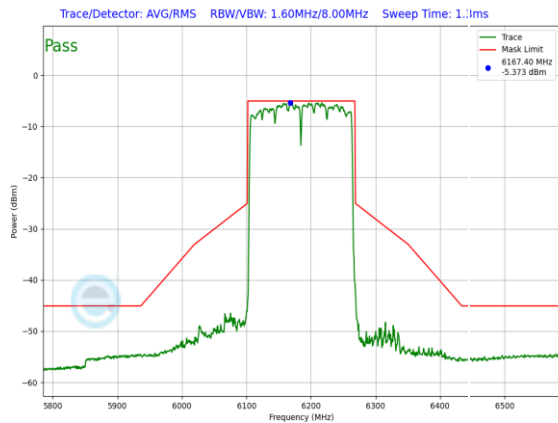
FCC ID: BCGA2898 IC: 579C-A2898		MEASUREMENT REPORT (CERTIFICATION)	Approved by: Technical Manager
Test Report S/N: 1C2311270065-14-R2.BCG	Test Dates: 12/1/2023 - 04/04/2024	EUT Type: Tablet Device	Page 359 of 617



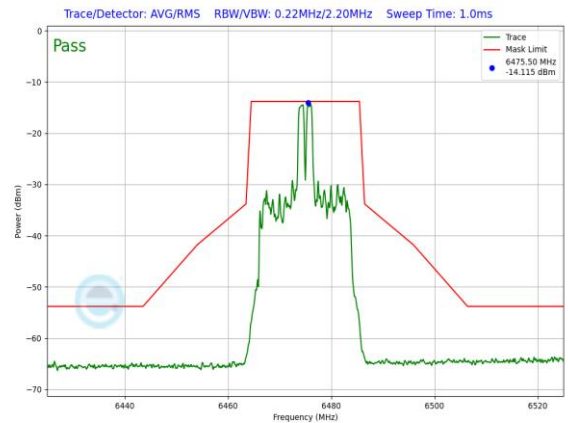
Plot 7-1439. LPI In-Band Emission Plot SDM Diversity Antenna WF7a (160MHz 802.11ax RU996x2 (UNII Band 5) – Ch. 47)



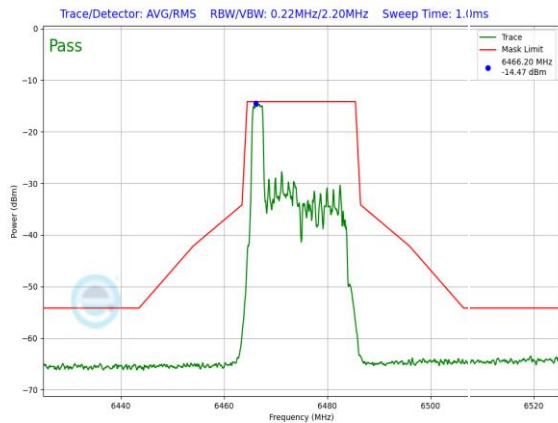
Plot 7-1442. LPI In-Band Emission Plot SDM Diversity Antenna WF7b (20MHz 802.11ax RU26 (UNII Band 6) – Ch. 105)



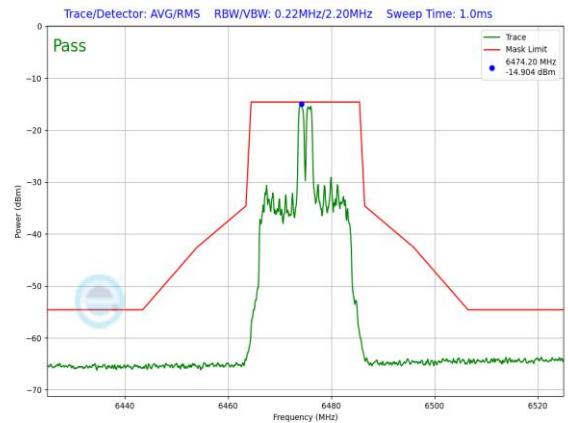
Plot 7-1440. LPI In-Band Emission Plot SDM Diversity Antenna WF7b (160MHz 802.11ax RU996x2 (UNII Band 5) – Ch. 47)



Plot 7-1443. LPI In-Band Emission Plot SDM Diversity Antenna WF7a (20MHz 802.11ax RU26 (UNII Band 6) – Ch. 105)

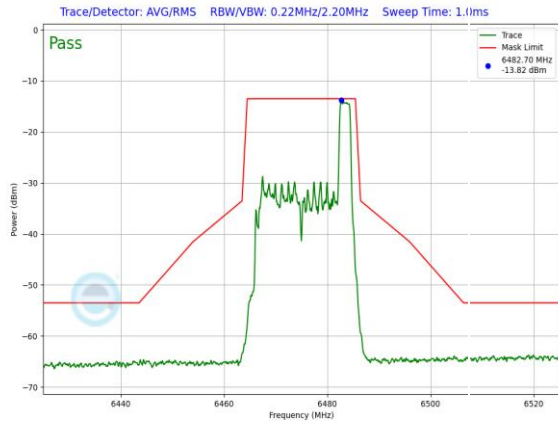


Plot 7-1441. LPI In-Band Emission Plot SDM Diversity Antenna WF7a (20MHz 802.11ax RU26 (UNII Band 6) – Ch. 105)

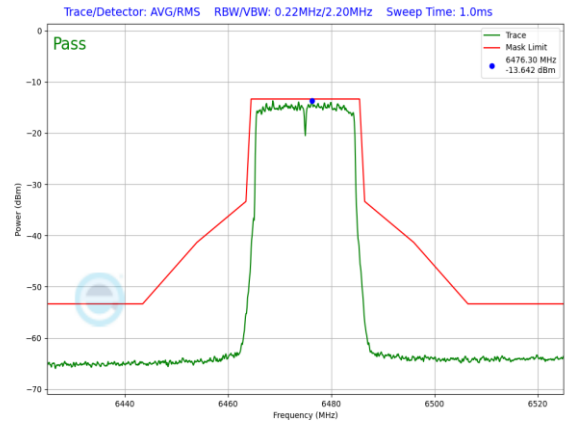


Plot 7-1444. LPI In-Band Emission Plot SDM Diversity Antenna WF7b (20MHz 802.11ax RU26 (UNII Band 6) – Ch. 105)

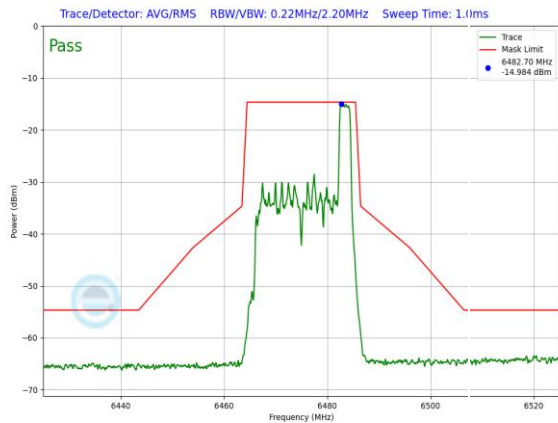
FCC ID: BCGA2898 IC: 579C-A2898		MEASUREMENT REPORT (CERTIFICATION)	Approved by: Technical Manager
Test Report S/N: 1C2311270065-14-R2.BCG	Test Dates: 12/1/2023 - 04/04/2024	EUT Type: Tablet Device	Page 360 of 617



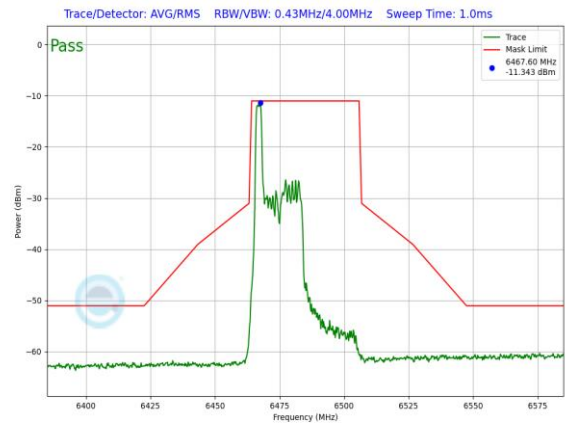
Plot 7-1445. LPI In-Band Emission Plot SDM Diversity Antenna WF7a (20MHz 802.11ax RU26 (UNII Band 6) – Ch. 105)



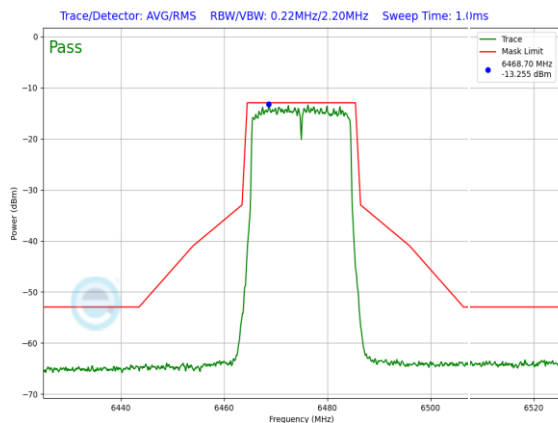
Plot 7-1448. LPI In-Band Emission Plot SDM Diversity Antenna WF7b (20MHz 802.11ax RU242 (UNII Band 6) – Ch. 105)



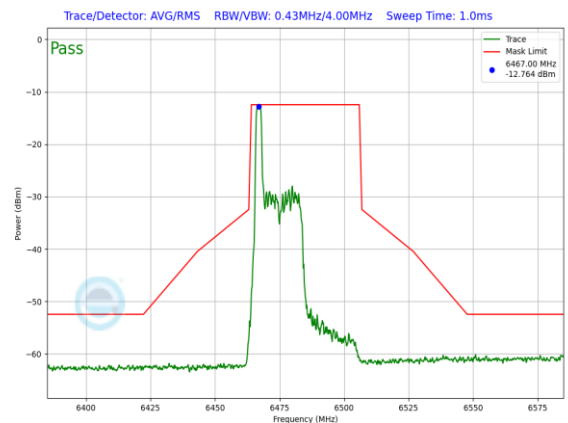
Plot 7-1446. LPI In-Band Emission Plot SDM Diversity Antenna WF7b (20MHz 802.11ax RU26 (UNII Band 6) – Ch. 105)



Plot 7-1449. LPI In-Band Emission Plot SDM Diversity Antenna WF7a (40MHz 802.11ax RU26 (UNII Band 6) – Ch. 107)

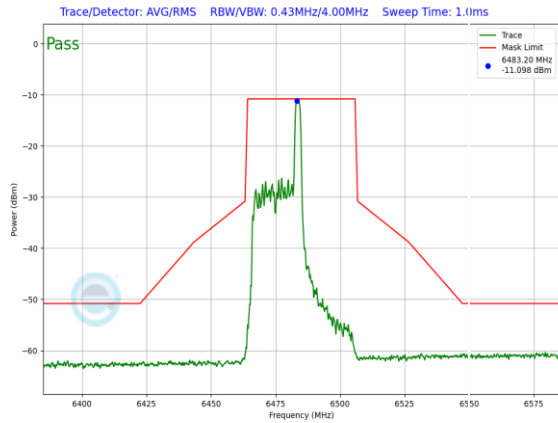


Plot 7-1447. LPI In-Band Emission Plot SDM Diversity Antenna WF7a (20MHz 802.11ax RU242 (UNII Band 6) – Ch. 105)

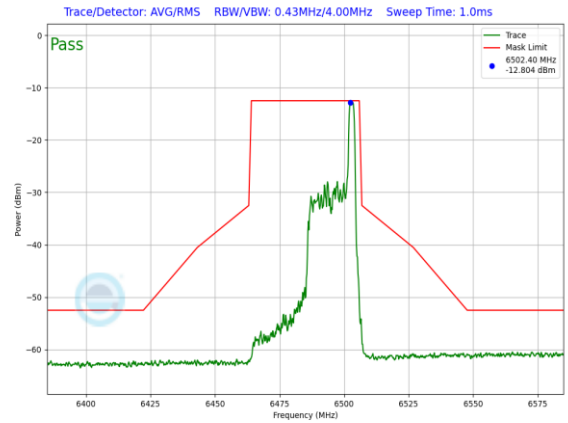


Plot 7-1450. LPI In-Band Emission Plot SDM Diversity Antenna WF7b (40MHz 802.11ax RU26 (UNII Band 6) – Ch. 107)

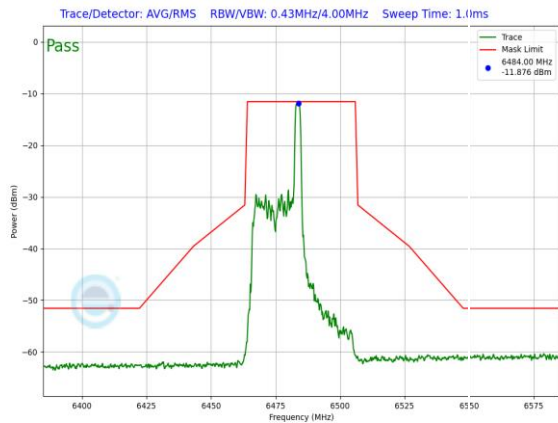
FCC ID: BCGA2898 IC: 579C-A2898		MEASUREMENT REPORT (CERTIFICATION)	Approved by: Technical Manager
Test Report S/N: 1C2311270065-14-R2.BCG	Test Dates: 12/1/2023 - 04/04/2024	EUT Type: Tablet Device	Page 361 of 617



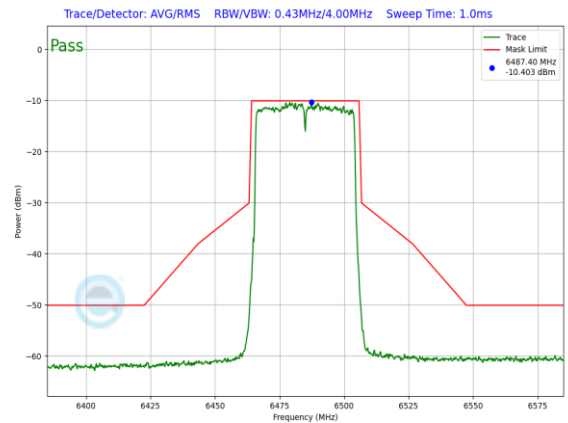
Plot 7-1451. LPI In-Band Emission Plot SDM Diversity Antenna WF7a (40MHz 802.11ax RU26 (UNII Band 6) – Ch. 107)



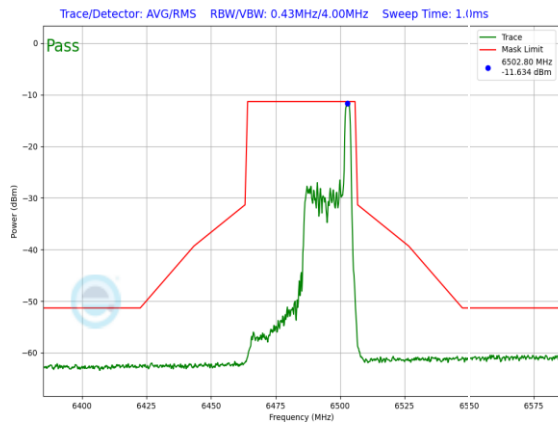
Plot 7-1454. LPI In-Band Emission Plot SDM Diversity Antenna WF7b (40MHz 802.11ax RU26 (UNII Band 6) – Ch. 107)



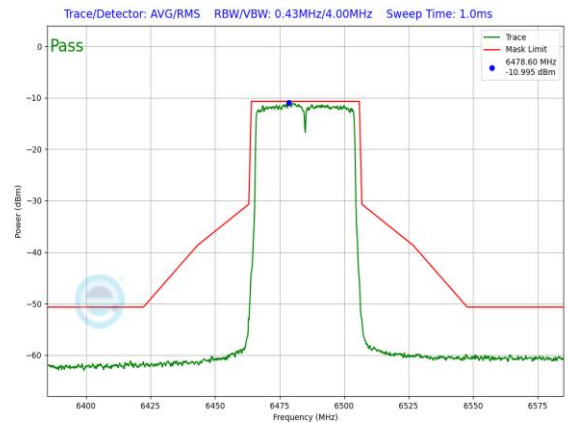
Plot 7-1452. LPI In-Band Emission Plot SDM Diversity Antenna WF7b (40MHz 802.11ax RU26 (UNII Band 6) – Ch. 107)



Plot 7-1455. LPI In-Band Emission Plot SDM Diversity Antenna WF7a (40MHz 802.11ax RU484 (UNII Band 6) – Ch. 107)

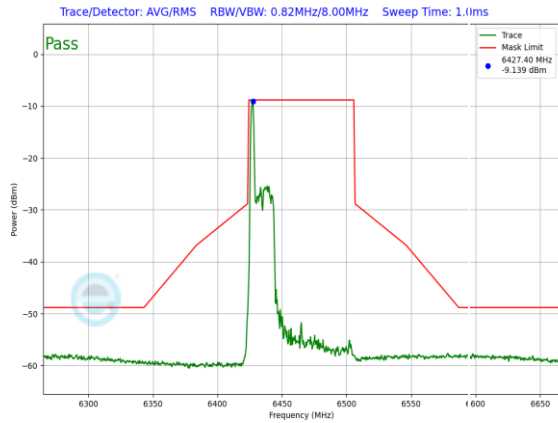


Plot 7-1453. LPI In-Band Emission Plot SDM Diversity Antenna WF7a (40MHz 802.11ax RU26 (UNII Band 6) – Ch. 107)

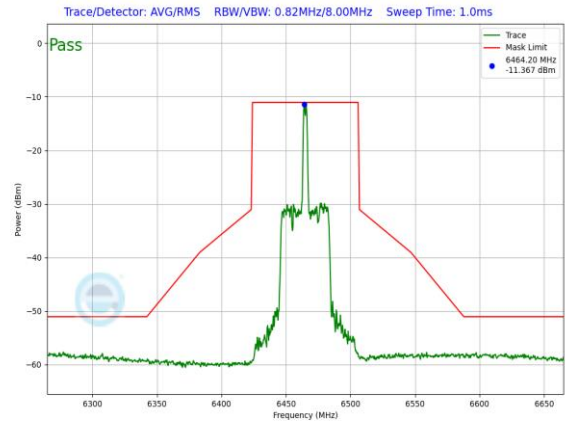


Plot 7-1456. LPI In-Band Emission Plot SDM Diversity Antenna WF7b (40MHz 802.11ax RU484 (UNII Band 6) – Ch. 107)

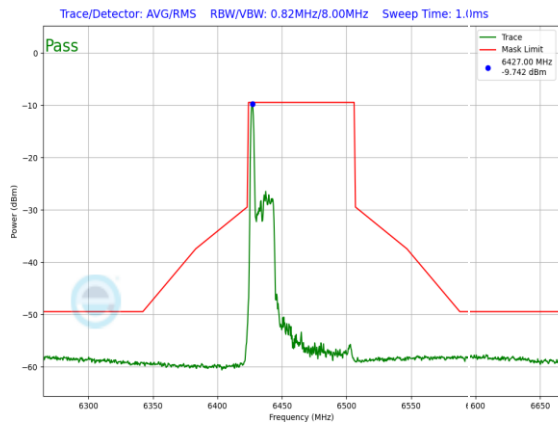
FCC ID: BCGA2898 IC: 579C-A2898		MEASUREMENT REPORT (CERTIFICATION)	Approved by: Technical Manager
Test Report S/N: 1C2311270065-14-R2.BCG	Test Dates: 12/1/2023 - 04/04/2024	EUT Type: Tablet Device	Page 362 of 617



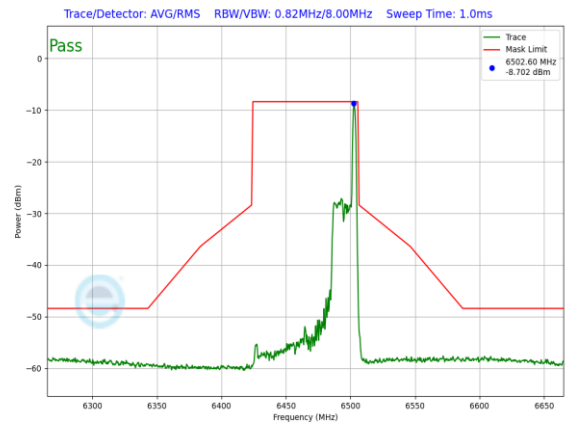
Plot 7-1457. LPI In-Band Emission Plot SDM Diversity Antenna WF7a (80MHz 802.11ax RU26 (UNII Band 6) – Ch. 103)



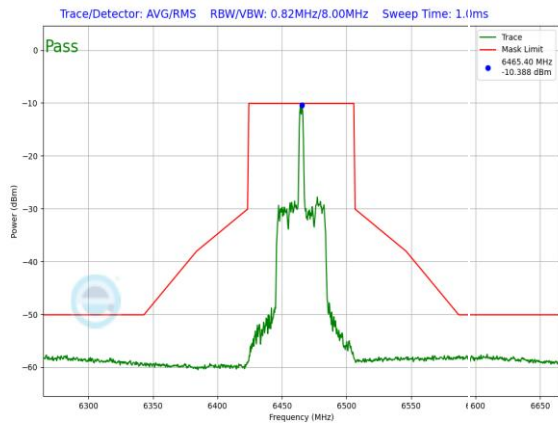
Plot 7-1460. LPI In-Band Emission Plot SDM Diversity Antenna WF7b (80MHz 802.11ax RU26 (UNII Band 6) – Ch. 103)



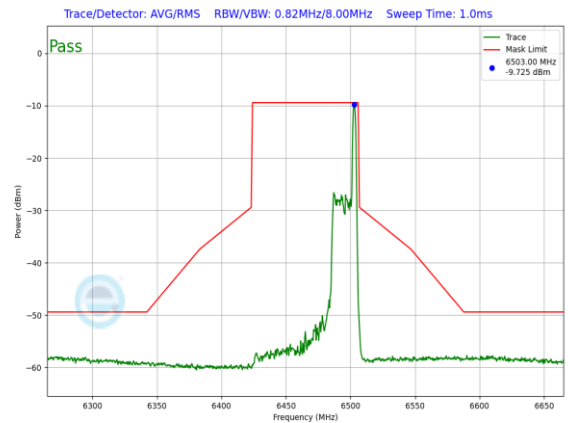
Plot 7-1458. LPI In-Band Emission Plot SDM Diversity Antenna WF7b (80MHz 802.11ax RU26 (UNII Band 6) – Ch. 103)



Plot 7-1461. LPI In-Band Emission Plot SDM Diversity Antenna WF7a (80MHz 802.11ax RU26 (UNII Band 6) – Ch. 103)

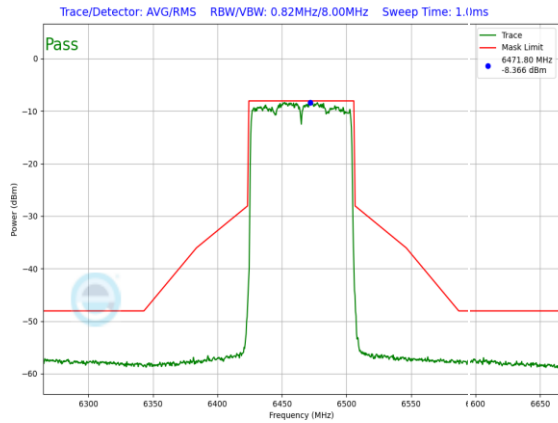


Plot 7-1459. LPI In-Band Emission Plot SDM Diversity Antenna WF7a (80MHz 802.11ax RU26 (UNII Band 6) – Ch. 103)

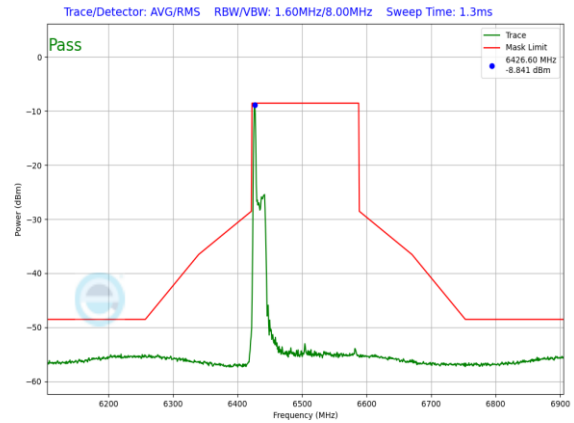


Plot 7-1462. LPI In-Band Emission Plot SDM Diversity Antenna WF7b (80MHz 802.11ax RU26 (UNII Band 6) – Ch. 103)

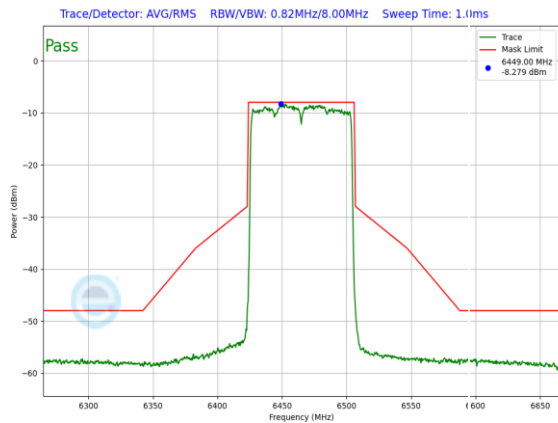
FCC ID: BCGA2898 IC: 579C-A2898		MEASUREMENT REPORT (CERTIFICATION)	Approved by: Technical Manager
Test Report S/N: 1C2311270065-14-R2.BCG	Test Dates: 12/1/2023 - 04/04/2024	EUT Type: Tablet Device	Page 363 of 617



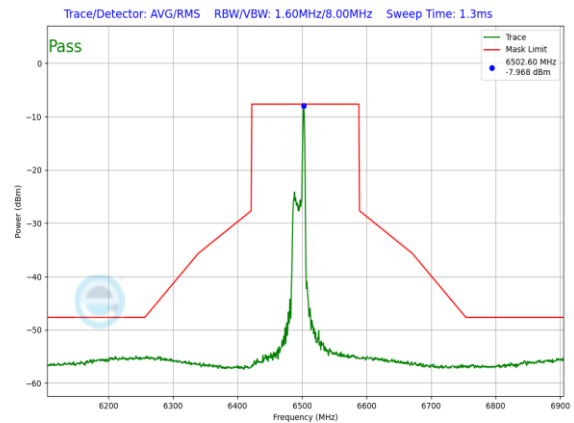
Plot 7-1463. LPI In-Band Emission Plot SDM Diversity Antenna WF7a (80MHz 802.11ax RU996 (UNII Band 6) – Ch. 103)



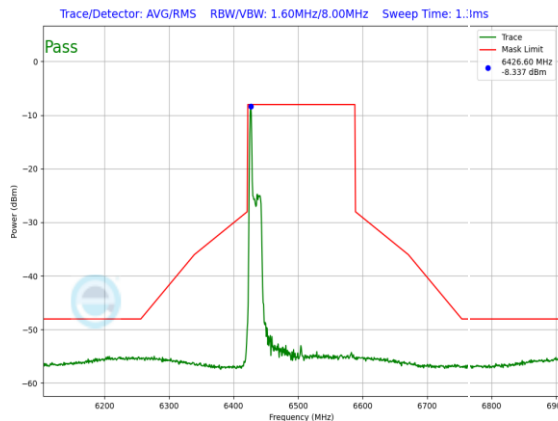
Plot 7-1466. LPI In-Band Emission Plot SDM Diversity Antenna WF7b (160MHz 802.11ax RU26 (UNII Band 6) – Ch. 111)



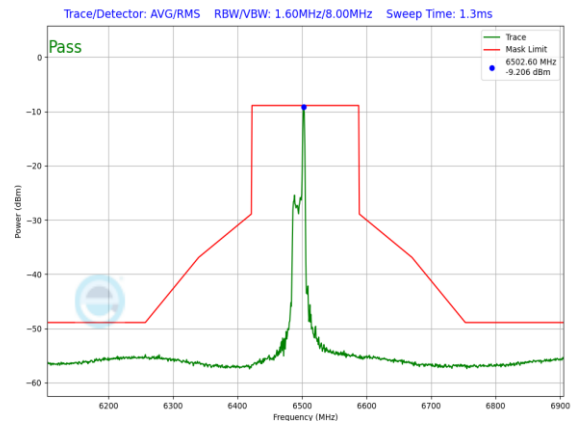
Plot 7-1464. LPI In-Band Emission Plot SDM Diversity Antenna WF7b (80MHz 802.11ax RU996 (UNII Band 6) – Ch. 103)



Plot 7-1467. LPI In-Band Emission Plot SDM Diversity Antenna WF7a (160MHz 802.11ax RU26 (UNII Band 6) – Ch. 111)

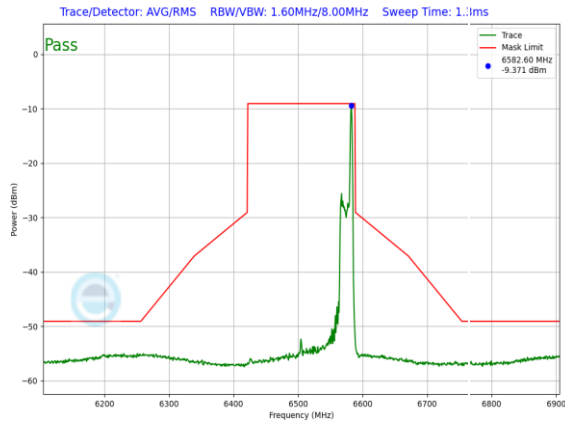


Plot 7-1465. LPI In-Band Emission Plot SDM Diversity Antenna WF7a (160MHz 802.11ax RU26 (UNII Band 6) – Ch. 111)

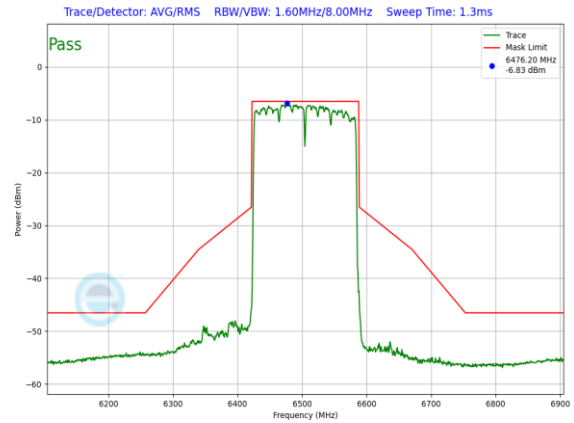


Plot 7-1468. LPI In-Band Emission Plot SDM Diversity Antenna WF7b (160MHz 802.11ax RU26 (UNII Band 6) – Ch. 111)

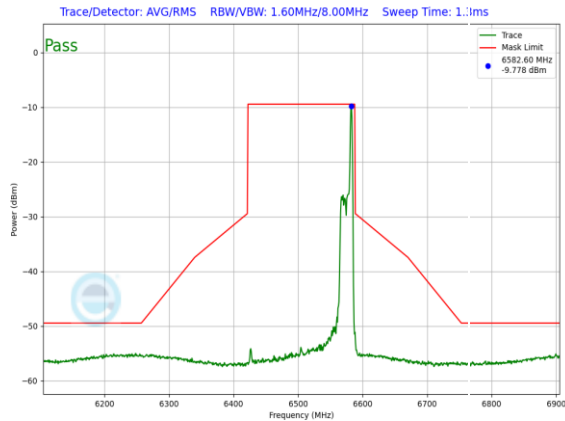
FCC ID: BCGA2898 IC: 579C-A2898		MEASUREMENT REPORT (CERTIFICATION)	Approved by: Technical Manager
Test Report S/N: 1C2311270065-14-R2.BCG	Test Dates: 12/1/2023 - 04/04/2024	EUT Type: Tablet Device	Page 364 of 617



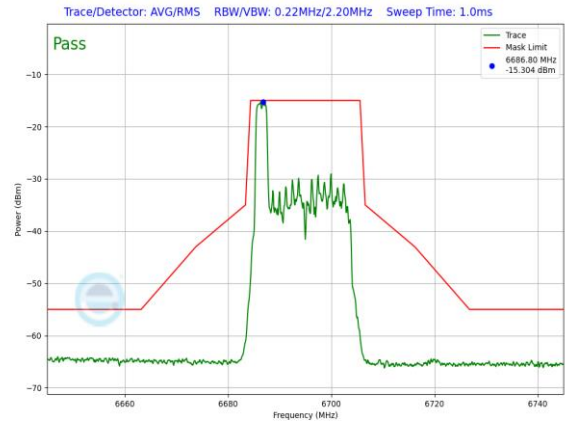
Plot 7-1469. LPI In-Band Emission Plot SDM Diversity Antenna WF7a (160MHz 802.11ax RU26 (UNII Band 6) – Ch. 111)



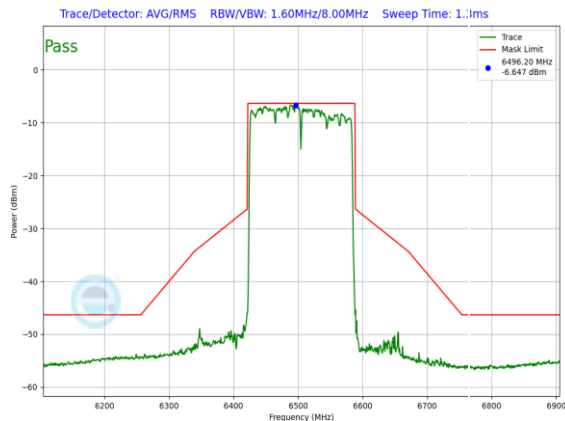
Plot 7-1472. LPI In-Band Emission Plot SDM Diversity Antenna WF7b (160MHz 802.11ax RU996x2 (UNII Band 6) – Ch. 111)



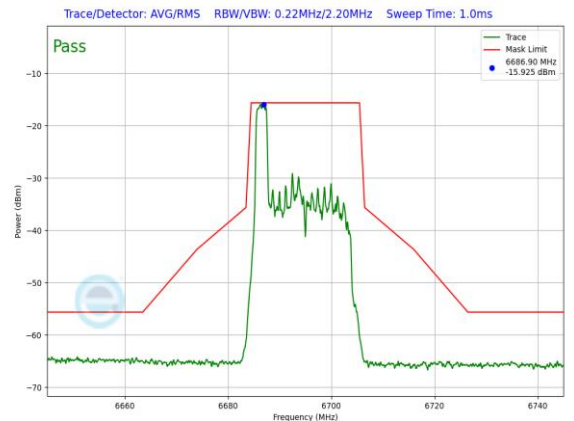
Plot 7-1470. LPI In-Band Emission Plot SDM Diversity Antenna WF7b (160MHz 802.11ax RU26 (UNII Band 6) – Ch. 111)



Plot 7-1473. LPI In-Band Emission Plot SDM Diversity Antenna WF7a (20MHz 802.11ax RU26 (UNII Band 7) – Ch. 149)

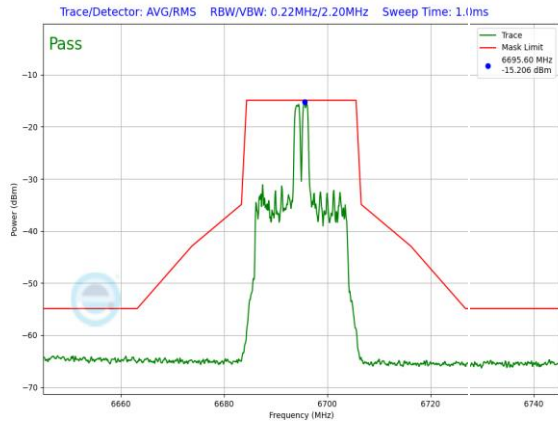


Plot 7-1471. LPI In-Band Emission Plot SDM Diversity Antenna WF7a (160MHz 802.11ax RU996x2 (UNII Band 6) – Ch. 111)

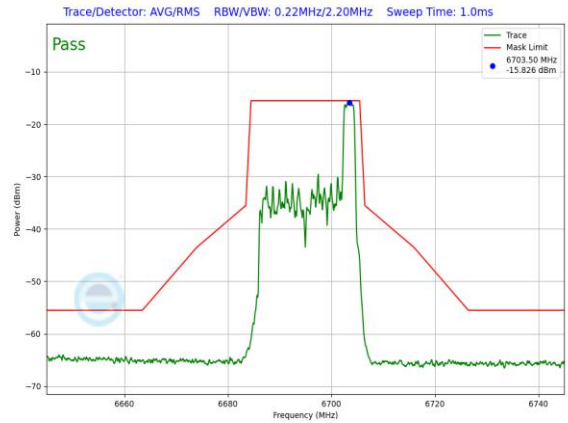


Plot 7-1474. LPI In-Band Emission Plot SDM Diversity Antenna WF7b (20MHz 802.11ax RU26 (UNII Band 7) – Ch. 149)

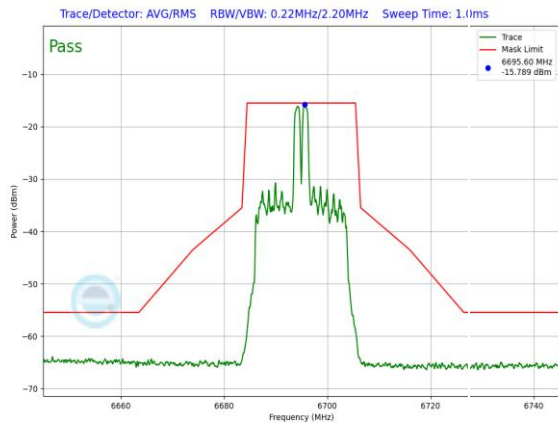
FCC ID: BCGA2898 IC: 579C-A2898		MEASUREMENT REPORT (CERTIFICATION)	Approved by: Technical Manager
Test Report S/N: 1C2311270065-14-R2.BCG	Test Dates: 12/1/2023 - 04/04/2024	EUT Type: Tablet Device	Page 365 of 617



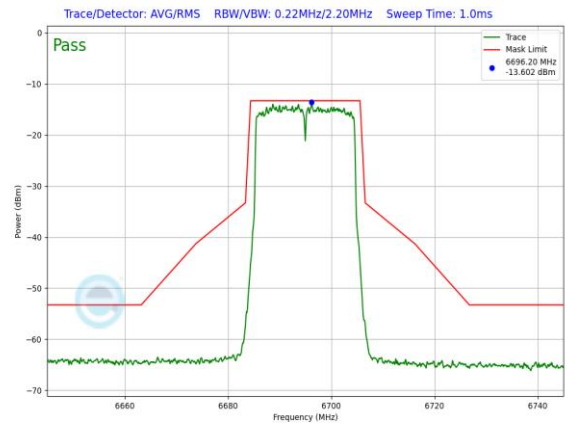
Plot 7-1475. LPI In-Band Emission Plot SDM Diversity Antenna WF7a (20MHz 802.11ax RU26 (UNII Band 7) – Ch. 149)



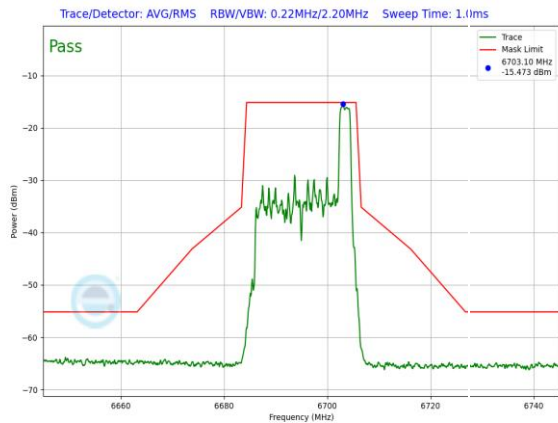
Plot 7-1478. LPI In-Band Emission Plot SDM Diversity Antenna WF7b (20MHz 802.11ax RU26 (UNII Band 7) – Ch. 149)



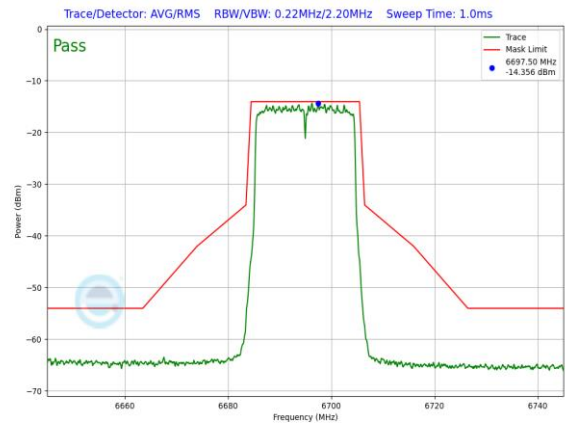
Plot 7-1476. LPI In-Band Emission Plot SDM Diversity Antenna WF7b (20MHz 802.11ax RU26 (UNII Band 7) – Ch. 149)



Plot 7-1479. LPI In-Band Emission Plot SDM Diversity Antenna WF7a (20MHz 802.11ax RU242 (UNII Band 7) – Ch. 149)

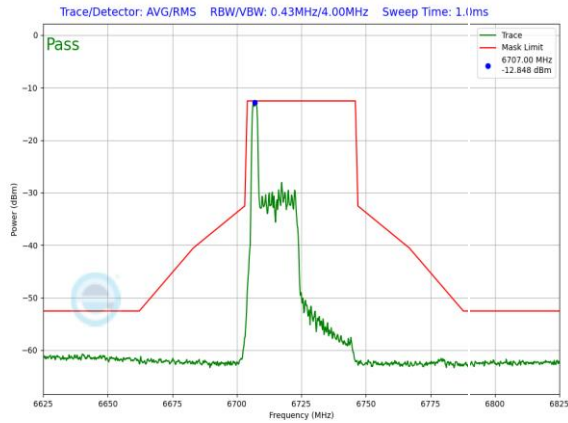


Plot 7-1477. LPI In-Band Emission Plot SDM Diversity Antenna WF7a (20MHz 802.11ax RU26 (UNII Band 7) – Ch. 149)

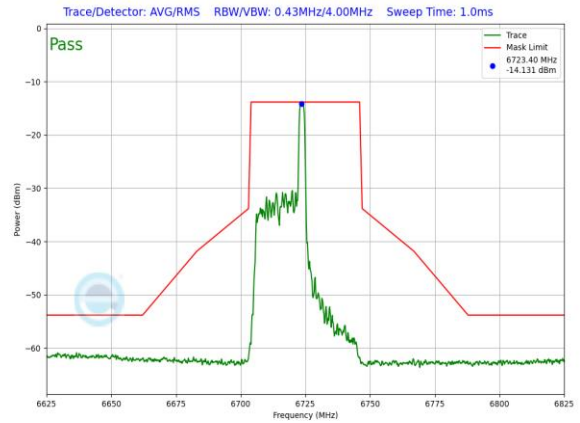


Plot 7-1480. LPI In-Band Emission Plot SDM Diversity Antenna WF7b (20MHz 802.11ax RU242 (UNII Band 7) – Ch. 149)

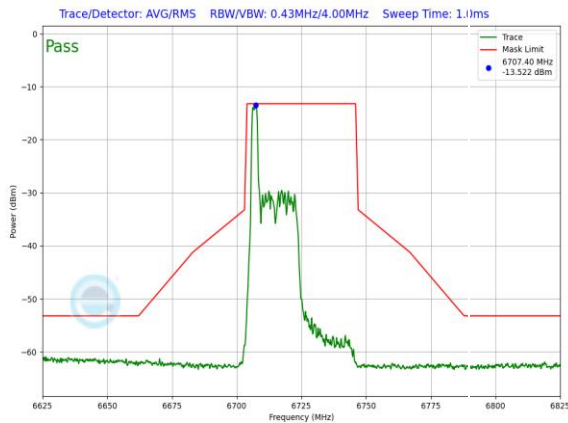
FCC ID: BCGA2898 IC: 579C-A2898		MEASUREMENT REPORT (CERTIFICATION)	Approved by: Technical Manager
Test Report S/N: 1C2311270065-14-R2.BCG	Test Dates: 12/1/2023 - 04/04/2024	EUT Type: Tablet Device	Page 366 of 617



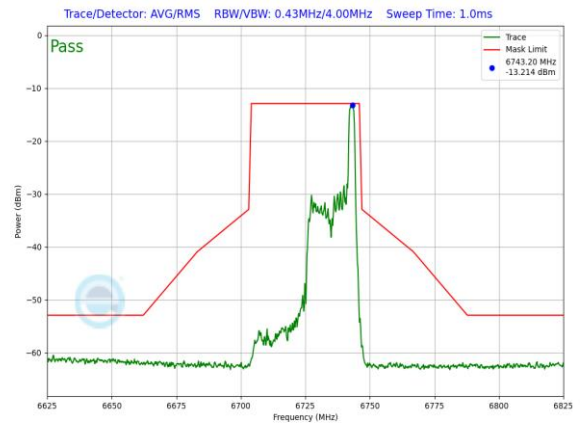
Plot 7-1481. LPI In-Band Emission Plot SDM Diversity Antenna WF7a (40MHz 802.11ax RU26 (UNII Band 7) – Ch. 155)



Plot 7-1484. LPI In-Band Emission Plot SDM Diversity Antenna WF7b (40MHz 802.11ax RU26 (UNII Band 7) – Ch. 155)



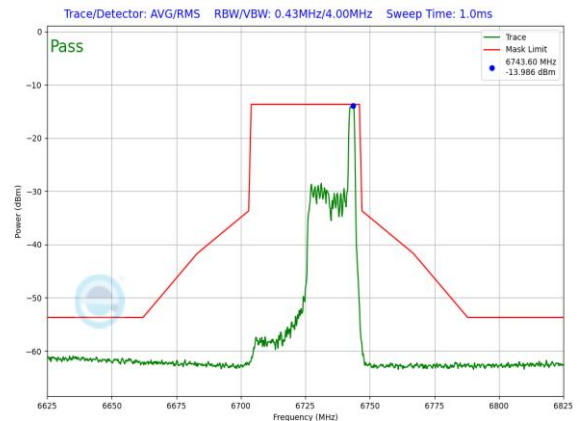
Plot 7-1482. LPI In-Band Emission Plot SDM Diversity Antenna WF7b (40MHz 802.11ax RU26 (UNII Band 7) – Ch. 155)



Plot 7-1485. LPI In-Band Emission Plot SDM Diversity Antenna WF7a (40MHz 802.11ax RU26 (UNII Band 7) – Ch. 155)

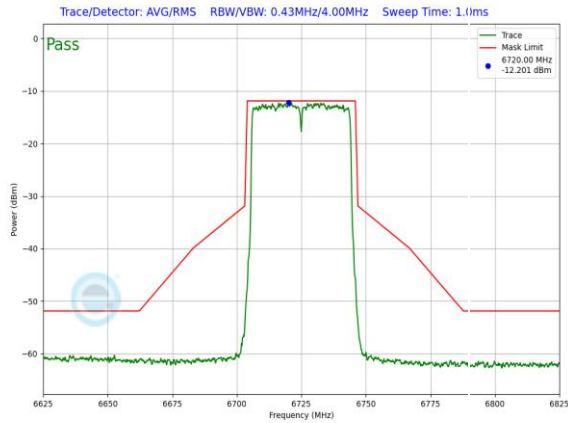


Plot 7-1483. LPI In-Band Emission Plot SDM Diversity Antenna WF7a (40MHz 802.11ax RU26 (UNII Band 7) – Ch. 155)

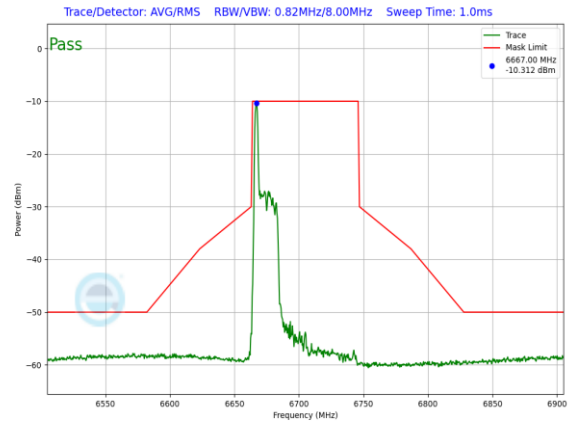


Plot 7-1486. LPI In-Band Emission Plot SDM Diversity Antenna WF7b (40MHz 802.11ax RU26 (UNII Band 7) – Ch. 155)

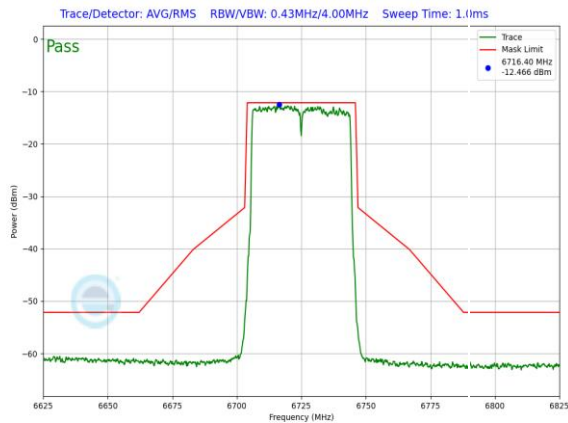
FCC ID: BCGA2898 IC: 579C-A2898		MEASUREMENT REPORT (CERTIFICATION)	Approved by: Technical Manager
Test Report S/N: 1C2311270065-14-R2.BCG	Test Dates: 12/1/2023 - 04/04/2024	EUT Type: Tablet Device	Page 367 of 617



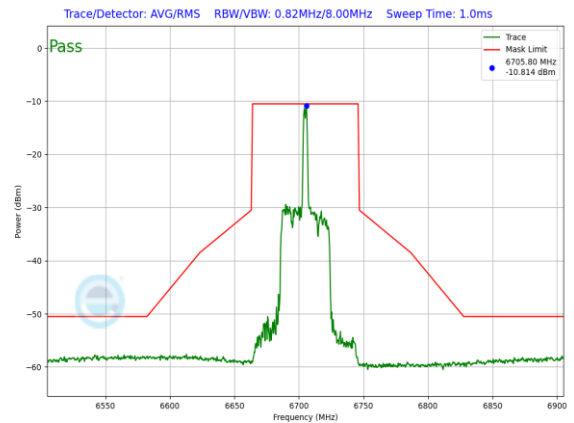
Plot 7-1487. LPI In-Band Emission Plot SDM Diversity Antenna WF7a (40MHz 802.11ax RU484 (UNII Band 7) – Ch. 155)



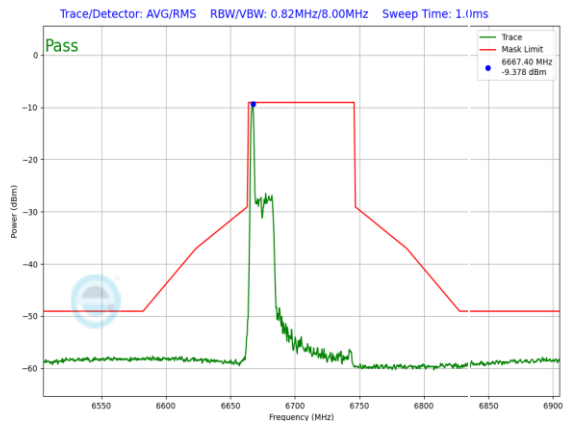
Plot 7-1490. LPI In-Band Emission Plot SDM Diversity Antenna WF7b (80MHz 802.11ax RU26 (UNII Band 7) – Ch. 151)



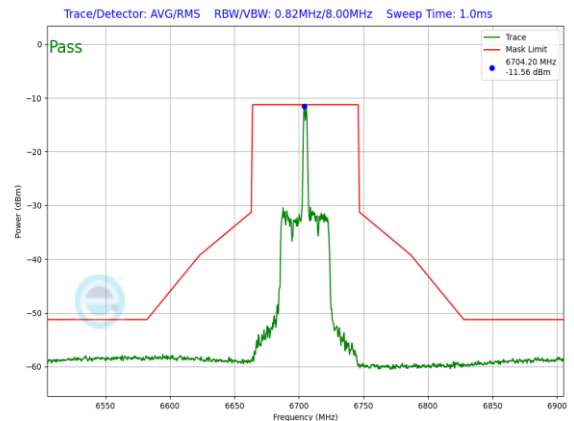
Plot 7-1488. LPI In-Band Emission Plot SDM Diversity Antenna WF7b (40MHz 802.11ax RU484 (UNII Band 7) – Ch. 155)



Plot 7-1491. LPI In-Band Emission Plot SDM Diversity Antenna WF7a (80MHz 802.11ax RU26 (UNII Band 7) – Ch. 151)

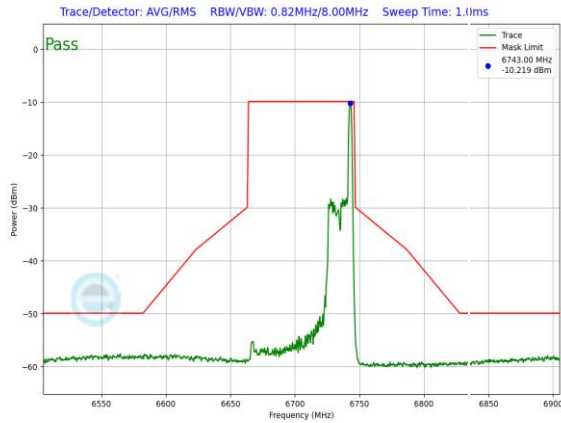


Plot 7-1489. LPI In-Band Emission Plot SDM Diversity Antenna WF7a (80MHz 802.11ax RU26 (UNII Band 7) – Ch. 151)

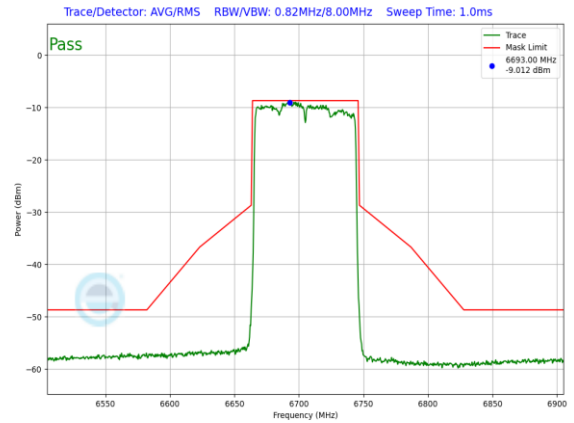


Plot 7-1492. LPI In-Band Emission Plot SDM Diversity Antenna WF7b (80MHz 802.11ax RU26 (UNII Band 7) – Ch. 151)

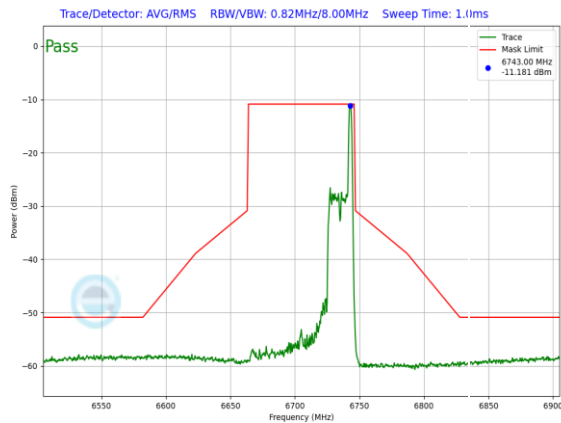
FCC ID: BCGA2898 IC: 579C-A2898		MEASUREMENT REPORT (CERTIFICATION)	Approved by: Technical Manager
Test Report S/N: 1C2311270065-14-R2.BCG	Test Dates: 12/1/2023 - 04/04/2024	EUT Type: Tablet Device	Page 368 of 617



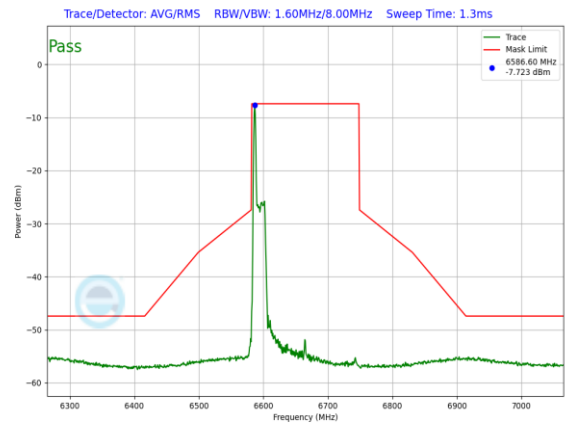
Plot 7-1493. LPI In-Band Emission Plot SDM Diversity Antenna WF7a (80MHz 802.11ax RU26 (UNII Band 7) – Ch. 151)



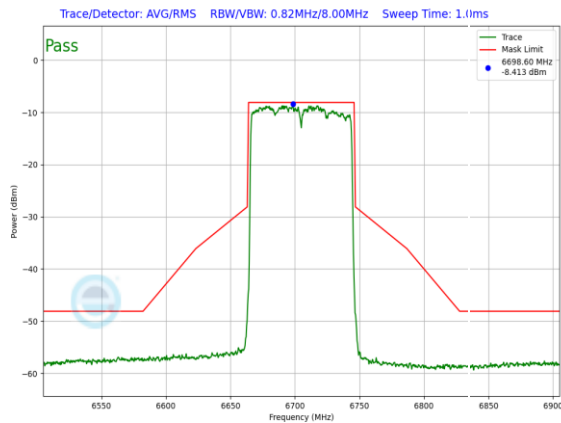
Plot 7-1496. LPI In-Band Emission Plot SDM Diversity Antenna WF7b (80MHz 802.11ax RU996 (UNII Band 7) – Ch. 151)



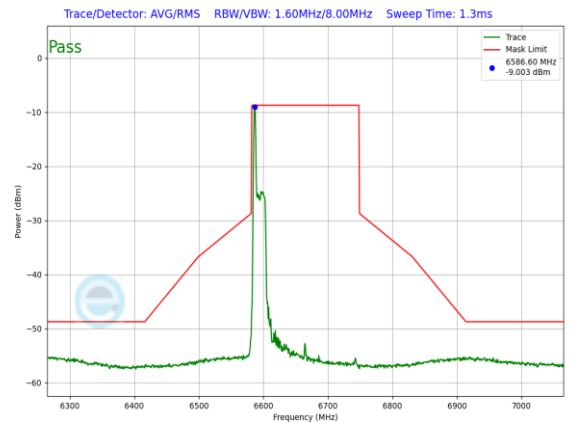
Plot 7-1494. LPI In-Band Emission Plot SDM Diversity Antenna WF7b (80MHz 802.11ax RU26 (UNII Band 7) – Ch. 151)



Plot 7-1497. LPI In-Band Emission Plot SDM Diversity Antenna WF7a (160MHz 802.11ax RU26 (UNII Band 7) – Ch. 143)

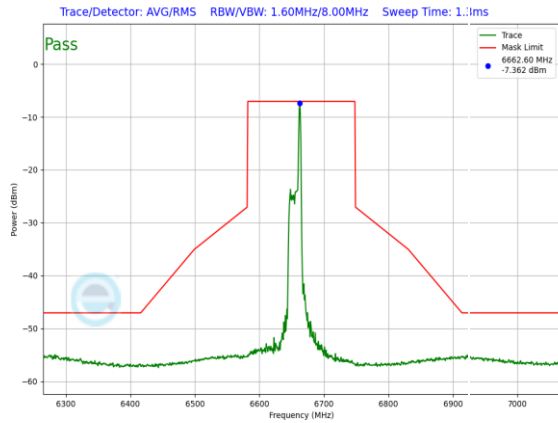


Plot 7-1495. LPI In-Band Emission Plot SDM Diversity Antenna WF7a (80MHz 802.11ax RU996 (UNII Band 7) – Ch. 151)

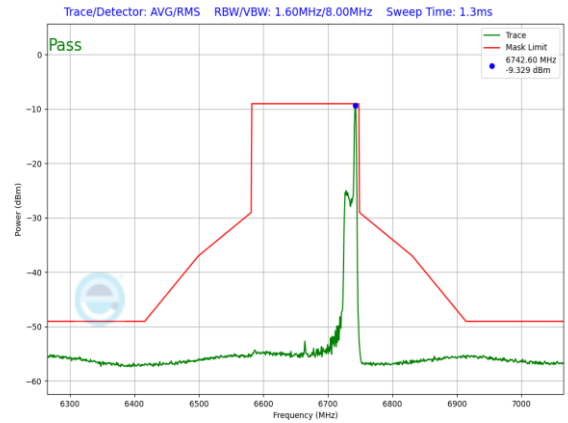


Plot 7-1498. LPI In-Band Emission Plot SDM Diversity Antenna WF7b (160MHz 802.11ax RU26 (UNII Band 7) – Ch. 143)

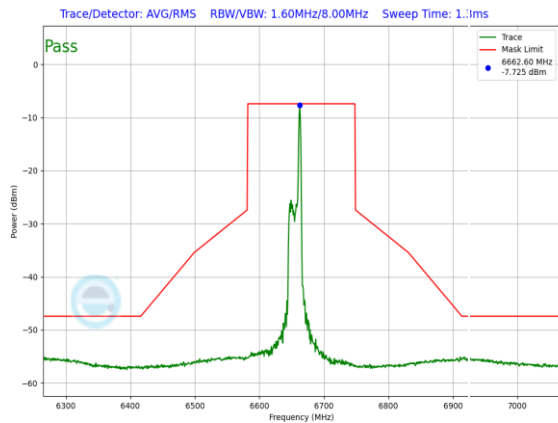
FCC ID: BCGA2898 IC: 579C-A2898		MEASUREMENT REPORT (CERTIFICATION)	Approved by: Technical Manager
Test Report S/N: 1C2311270065-14-R2.BCG	Test Dates: 12/1/2023 - 04/04/2024	EUT Type: Tablet Device	Page 369 of 617



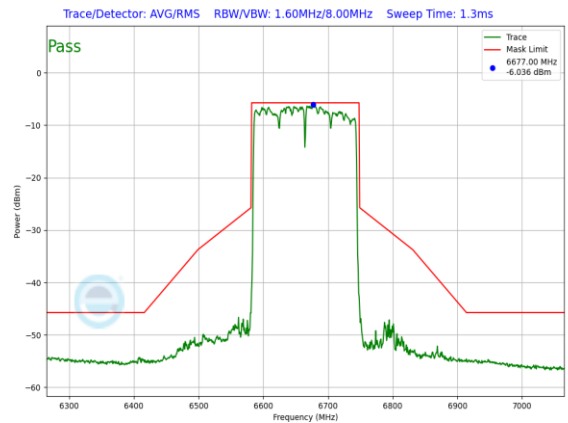
Plot 7-1499. LPI In-Band Emission Plot SDM Diversity Antenna WF7a (160MHz 802.11ax RU26 (UNII Band 7) – Ch. 143)



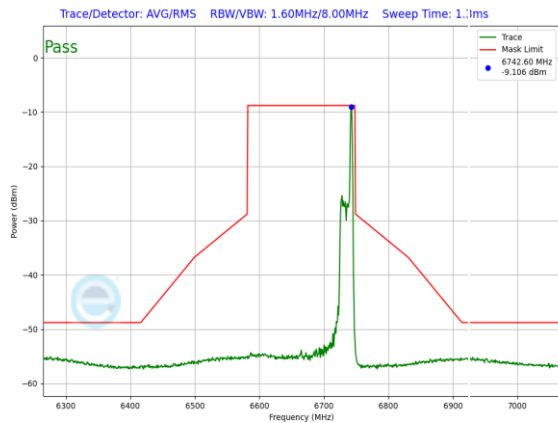
Plot 7-1502. LPI In-Band Emission Plot SDM Diversity Antenna WF7b (160MHz 802.11ax RU26 (UNII Band 7) – Ch. 143)



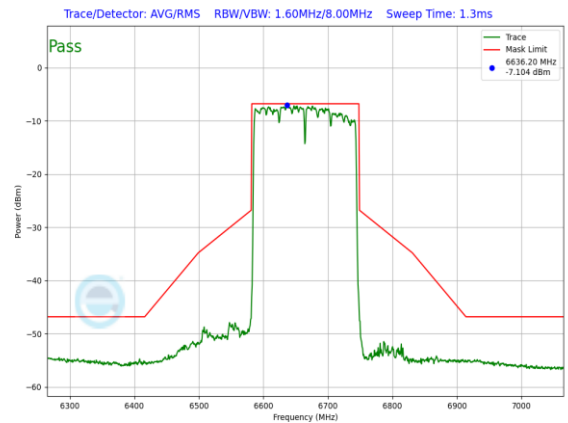
Plot 7-1500. LPI In-Band Emission Plot SDM Diversity Antenna WF7b (160MHz 802.11ax RU26 (UNII Band 7) – Ch. 143)



Plot 7-1503. LPI In-Band Emission Plot SDM Diversity Antenna WF7a (160MHz 802.11ax RU996x2 (UNII Band 7) – Ch. 143)

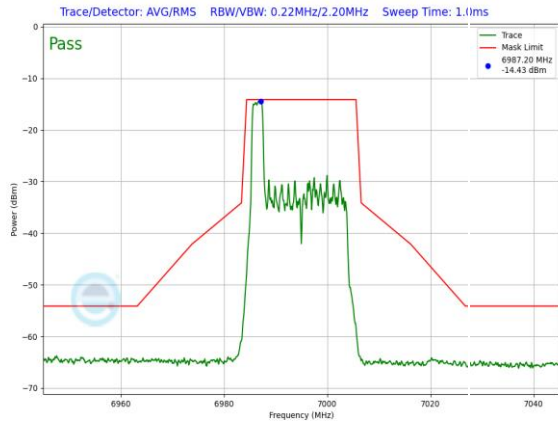


Plot 7-1501. LPI In-Band Emission Plot SDM Diversity Antenna WF7a (160MHz 802.11ax RU26 (UNII Band 7) – Ch. 143)

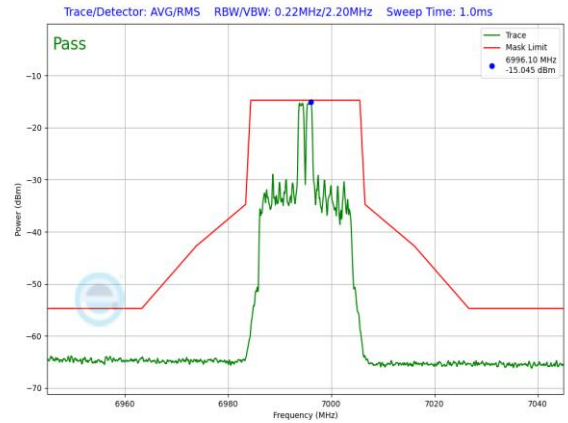


Plot 7-1504. LPI In-Band Emission Plot SDM Diversity Antenna WF7b (160MHz 802.11ax RU996x2 (UNII Band 7) – Ch. 143)

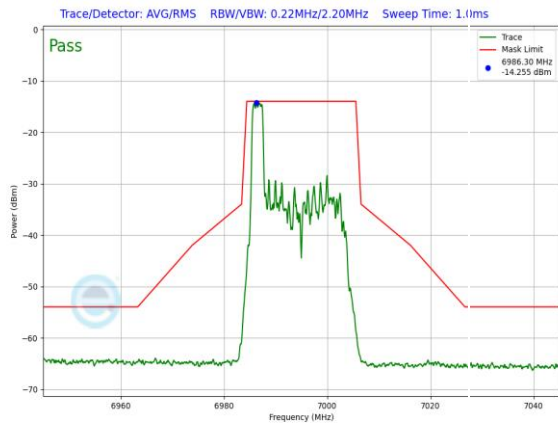
FCC ID: BCGA2898 IC: 579C-A2898		MEASUREMENT REPORT (CERTIFICATION)	Approved by: Technical Manager
Test Report S/N: 1C2311270065-14-R2.BCG	Test Dates: 12/1/2023 - 04/04/2024	EUT Type: Tablet Device	Page 370 of 617



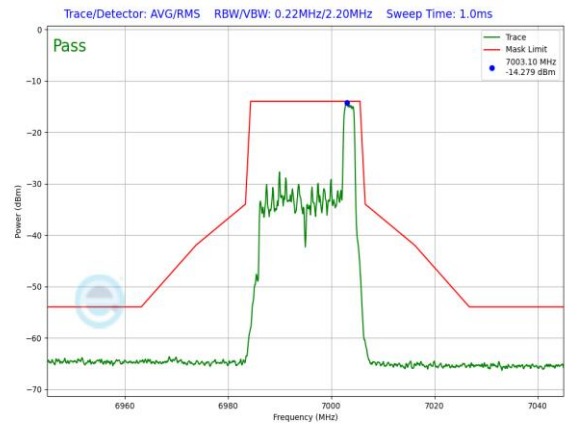
Plot 7-1505. LPI In-Band Emission Plot SDM Diversity Antenna WF7a (20MHz 802.11ax RU26 (UNII Band 8) – Ch. 209)



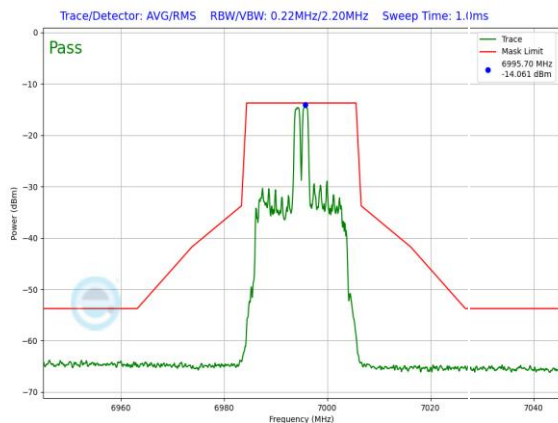
Plot 7-1508. LPI In-Band Emission Plot SDM Diversity Antenna WF7b (20MHz 802.11ax RU26 (UNII Band 8) – Ch. 209)



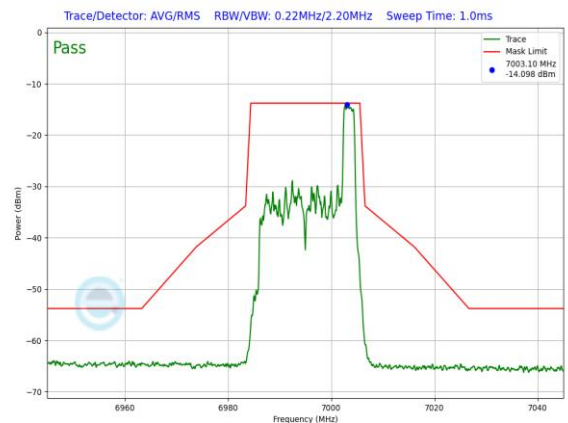
Plot 7-1506. LPI In-Band Emission Plot SDM Diversity Antenna WF7b (20MHz 802.11ax RU26 (UNII Band 8) – Ch. 209)



Plot 7-1509. LPI In-Band Emission Plot SDM Diversity Antenna WF7a (20MHz 802.11ax RU26 (UNII Band 8) – Ch. 209)

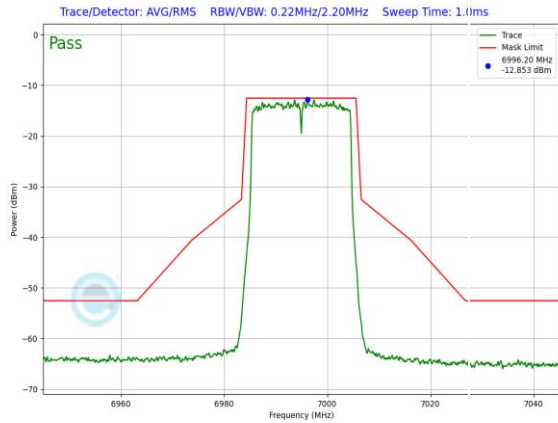


Plot 7-1507. LPI In-Band Emission Plot SDM Diversity Antenna WF7a (20MHz 802.11ax RU26 (UNII Band 8) – Ch. 209)

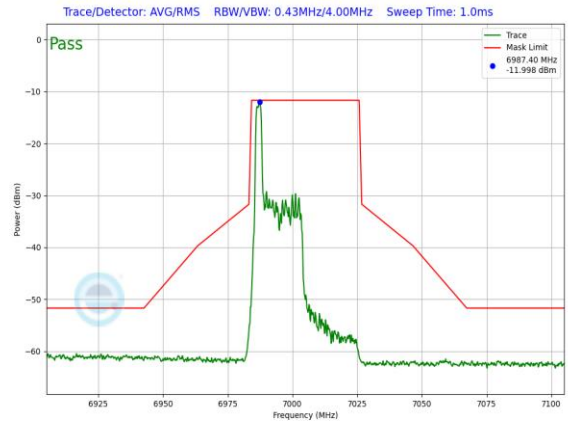


Plot 7-1510. LPI In-Band Emission Plot SDM Diversity Antenna WF7b (20MHz 802.11ax RU26 (UNII Band 8) – Ch. 209)

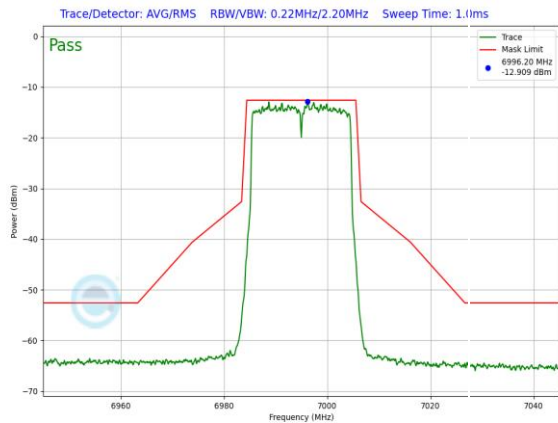
FCC ID: BCGA2898 IC: 579C-A2898		MEASUREMENT REPORT (CERTIFICATION)	Approved by: Technical Manager
Test Report S/N: 1C2311270065-14-R2.BCG	Test Dates: 12/1/2023 - 04/04/2024	EUT Type: Tablet Device	Page 371 of 617



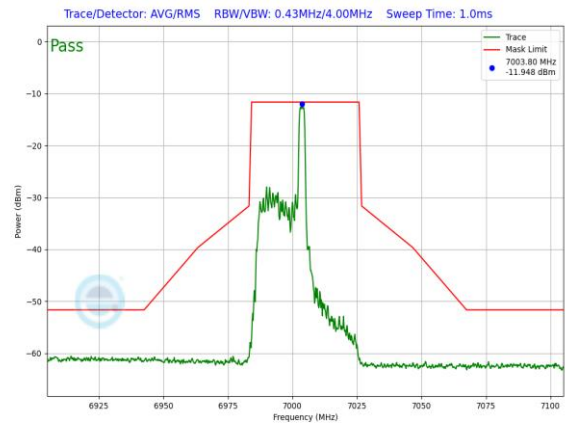
Plot 7-1511. LPI In-Band Emission Plot SDM Diversity Antenna WF7a (20MHz 802.11ax RU242 (UNII Band 8) – Ch. 209)



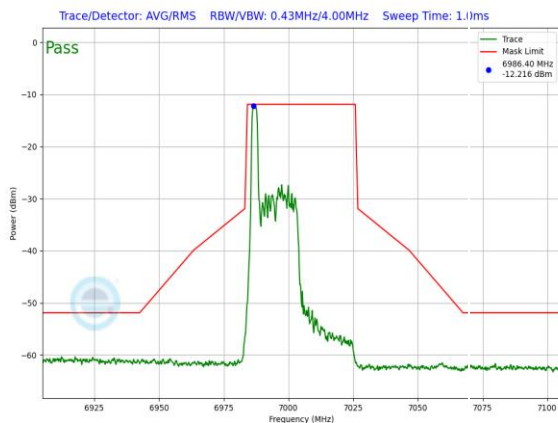
Plot 7-1514. LPI In-Band Emission Plot SDM Diversity Antenna WF7b (40MHz 802.11ax RU26 (UNII Band 8) – Ch. 211)



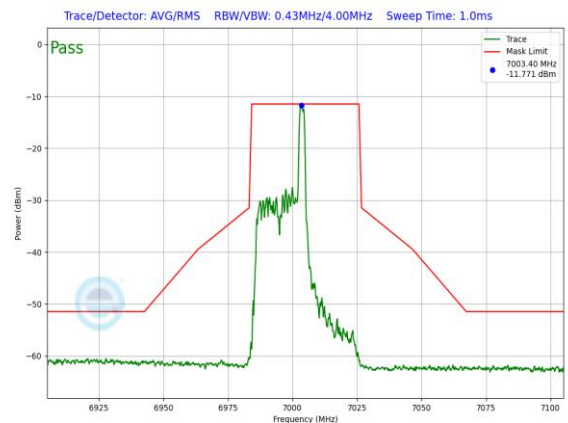
Plot 7-1512. LPI In-Band Emission Plot SDM Diversity Antenna WF7b (20MHz 802.11ax RU242 (UNII Band 8) – Ch. 209)



Plot 7-1515. LPI In-Band Emission Plot SDM Diversity Antenna WF7a (40MHz 802.11ax RU26 (UNII Band 8) – Ch. 211)

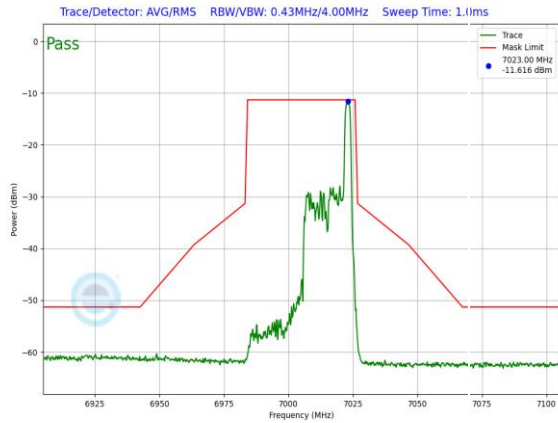


Plot 7-1513. LPI In-Band Emission Plot SDM Diversity Antenna WF7a (40MHz 802.11ax RU26 (UNII Band 8) – Ch. 211)

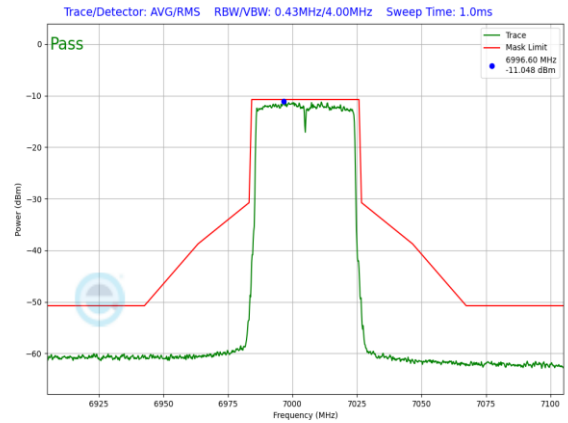


Plot 7-1516. LPI In-Band Emission Plot SDM Diversity Antenna WF7b (40MHz 802.11ax RU26 (UNII Band 8) – Ch. 211)

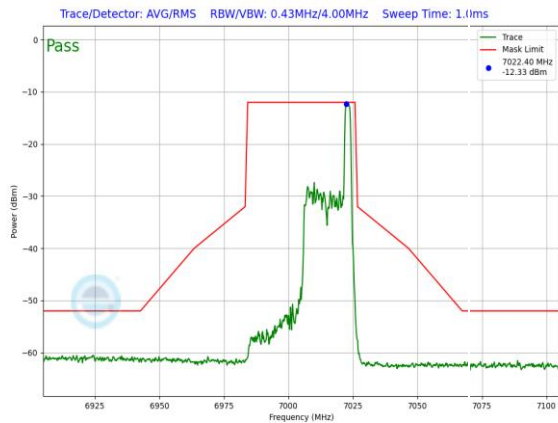
FCC ID: BCGA2898 IC: 579C-A2898		MEASUREMENT REPORT (CERTIFICATION)	Approved by: Technical Manager
Test Report S/N: 1C2311270065-14-R2.BCG	Test Dates: 12/1/2023 - 04/04/2024	EUT Type: Tablet Device	Page 372 of 617



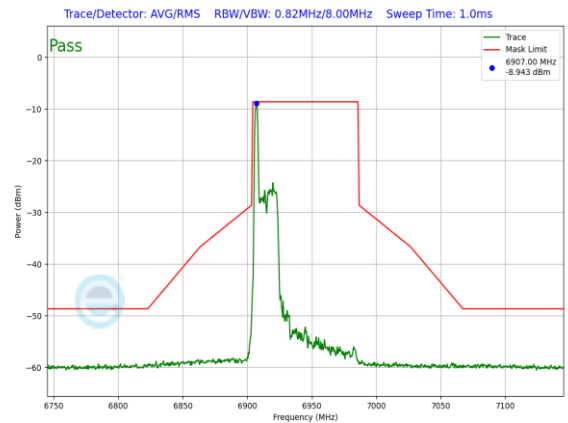
Plot 7-1517. LPI In-Band Emission Plot SDM Diversity Antenna WF7a (40MHz 802.11ax RU26 (UNII Band 8) – Ch. 211)



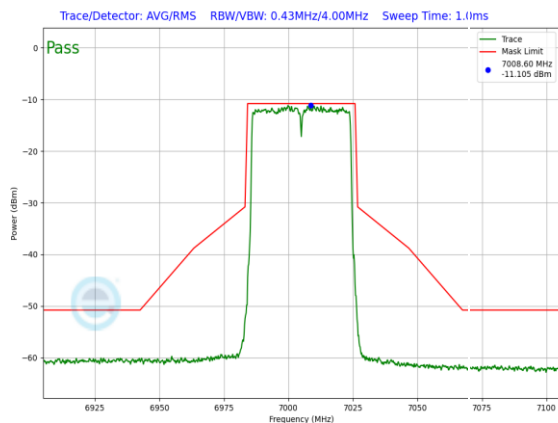
Plot 7-1520. LPI In-Band Emission Plot SDM Diversity Antenna WF7b (40MHz 802.11ax RU484 (UNII Band 8) – Ch. 211)



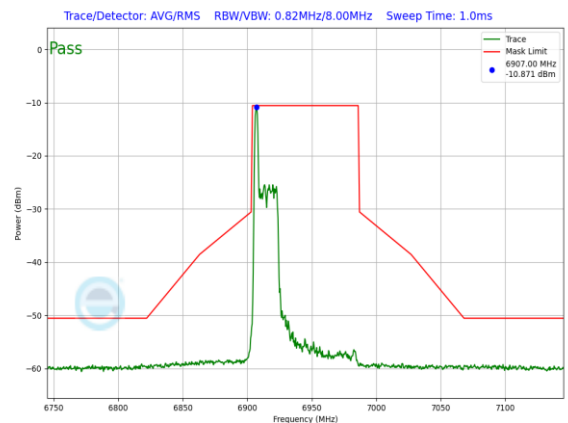
Plot 7-1518. LPI In-Band Emission Plot SDM Diversity Antenna WF7b (40MHz 802.11ax RU26 (UNII Band 8) – Ch. 211)



Plot 7-1521. LPI In-Band Emission Plot SDM Diversity Antenna WF7a (80MHz 802.11ax RU26 (UNII Band 8) – Ch. 199)

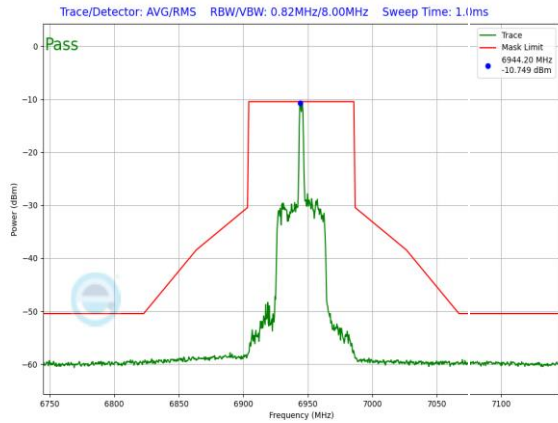


Plot 7-1519. LPI In-Band Emission Plot SDM Diversity Antenna WF7a (40MHz 802.11ax RU484 (UNII Band 8) – Ch. 211)

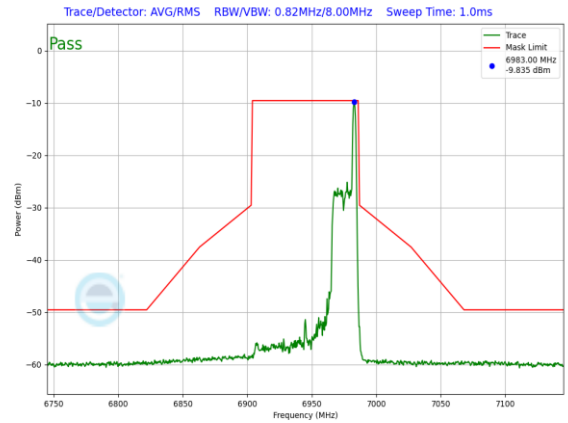


Plot 7-1522. LPI In-Band Emission Plot SDM Diversity Antenna WF7b (80MHz 802.11ax RU26 (UNII Band 8) – Ch. 199)

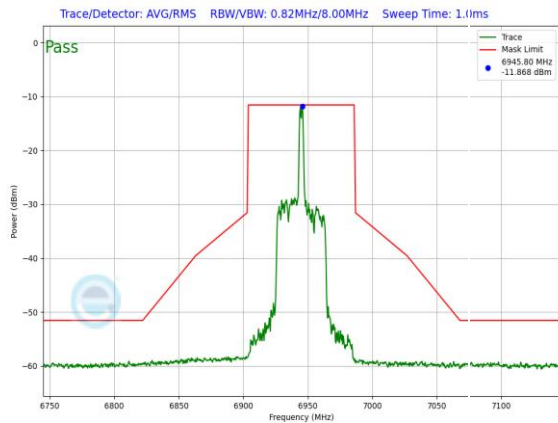
FCC ID: BCGA2898 IC: 579C-A2898		MEASUREMENT REPORT (CERTIFICATION)	Approved by: Technical Manager
Test Report S/N: 1C2311270065-14-R2.BCG	Test Dates: 12/1/2023 - 04/04/2024	EUT Type: Tablet Device	Page 373 of 617



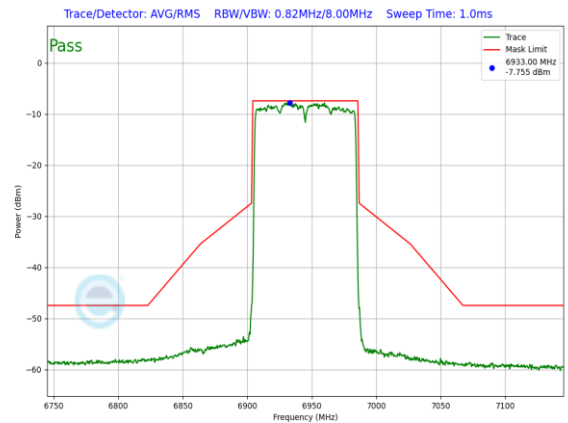
Plot 7-1523. LPI In-Band Emission Plot SDM Diversity Antenna WF7a (80MHz 802.11ax RU26 (UNII Band 8) – Ch. 199)



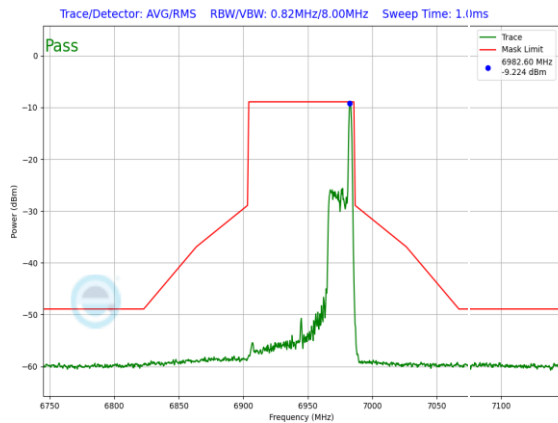
Plot 7-1526. LPI In-Band Emission Plot SDM Diversity Antenna WF7b (80MHz 802.11ax RU26 (UNII Band 8) – Ch. 199)



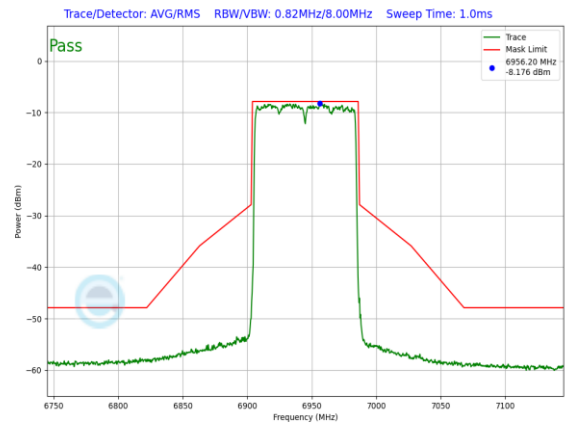
Plot 7-1524. LPI In-Band Emission Plot SDM Diversity Antenna WF7b (80MHz 802.11ax RU26 (UNII Band 8) – Ch. 199)



Plot 7-1527. LPI In-Band Emission Plot SDM Diversity Antenna WF7a (80MHz 802.11ax RU996 (UNII Band 8) – Ch. 199)

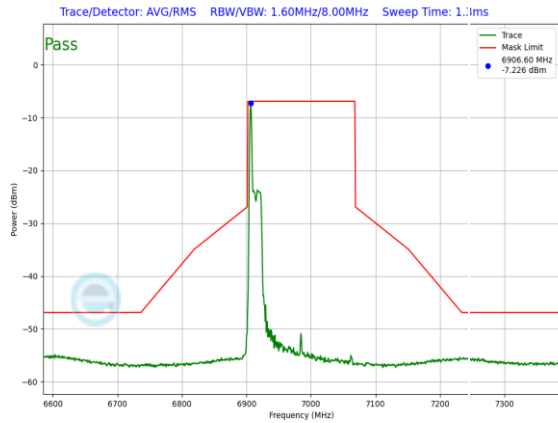


Plot 7-1525. LPI In-Band Emission Plot SDM Diversity Antenna WF7a (80MHz 802.11ax RU26 (UNII Band 8) – Ch. 199)

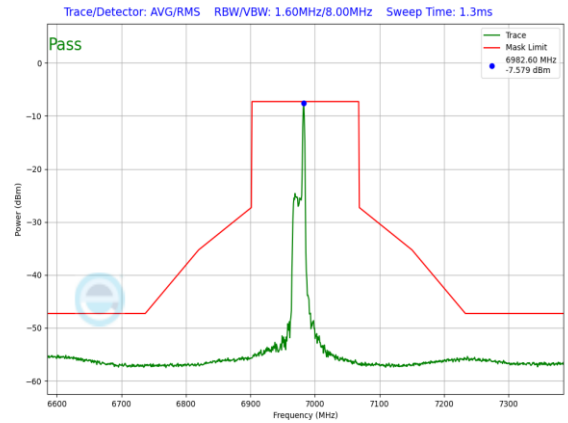


Plot 7-1528. LPI In-Band Emission Plot SDM Diversity Antenna WF7b (80MHz 802.11ax RU996 (UNII Band 8) – Ch. 199)

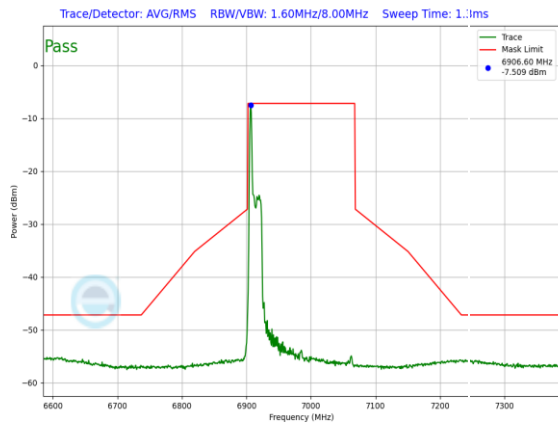
FCC ID: BCGA2898 IC: 579C-A2898		MEASUREMENT REPORT (CERTIFICATION)	Approved by: Technical Manager
Test Report S/N: 1C2311270065-14-R2.BCG	Test Dates: 12/1/2023 - 04/04/2024	EUT Type: Tablet Device	Page 374 of 617



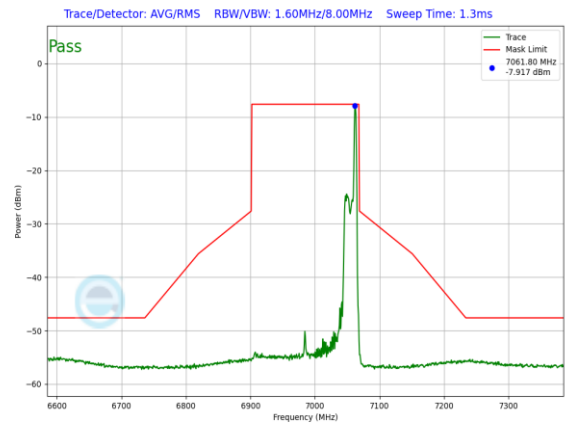
Plot 7-1529. LPI In-Band Emission Plot SDM Diversity Antenna WF7a (160MHz 802.11ax RU26 (UNII Band 8) – Ch. 207)



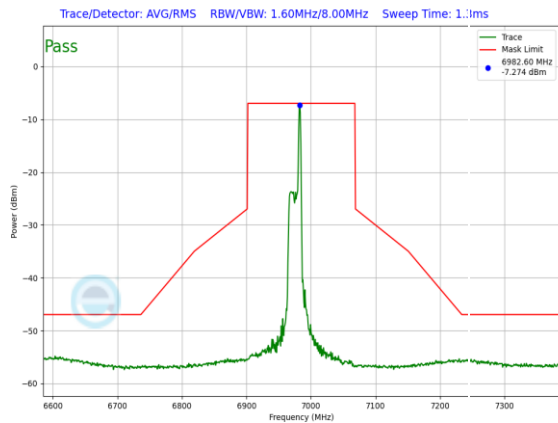
Plot 7-1532. LPI In-Band Emission Plot SDM Diversity Antenna WF7b (160MHz 802.11ax RU26 (UNII Band 8) – Ch. 207)



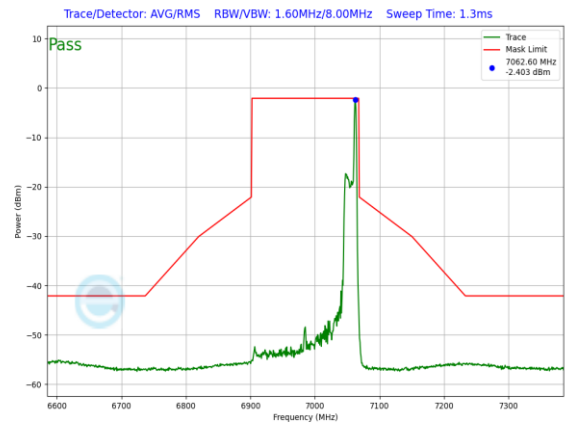
Plot 7-1530. LPI In-Band Emission Plot SDM Diversity Antenna WF7b (160MHz 802.11ax RU26 (UNII Band 8) – Ch. 207)



Plot 7-1533. LPI In-Band Emission Plot SDM Diversity Antenna WF7a (160MHz 802.11ax RU26 (UNII Band 8) – Ch. 207)

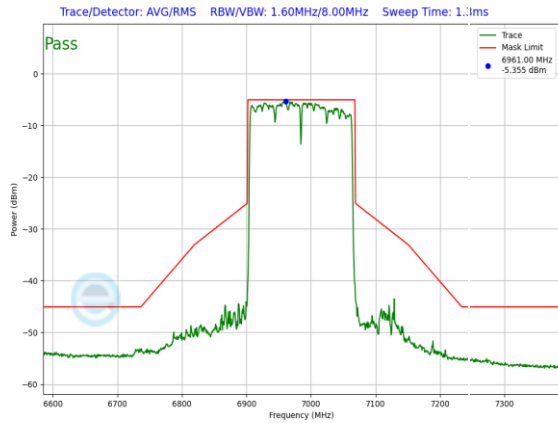


Plot 7-1531. LPI In-Band Emission Plot SDM Diversity Antenna WF7a (160MHz 802.11ax RU26 (UNII Band 8) – Ch. 207)

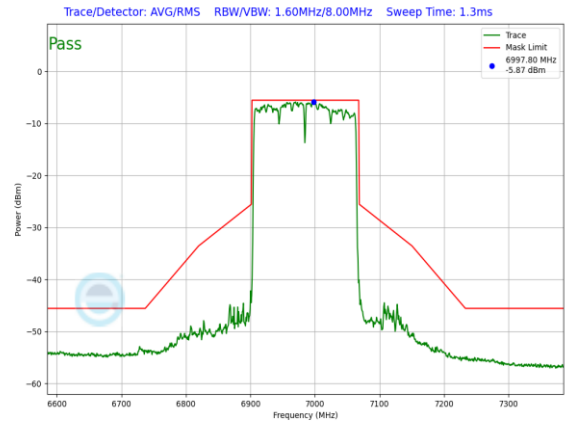


Plot 7-1534. LPI In-Band Emission Plot SDM Diversity Antenna WF7b (160MHz 802.11ax RU26 (UNII Band 8) – Ch. 207)

FCC ID: BCGA2898 IC: 579C-A2898		MEASUREMENT REPORT (CERTIFICATION)	Approved by: Technical Manager
Test Report S/N: 1C2311270065-14-R2.BCG	Test Dates: 12/1/2023 - 04/04/2024	EUT Type: Tablet Device	Page 375 of 617



Plot 7-1535. LPI In-Band Emission Plot SDM Diversity Antenna WF7a (160MHz 802.11ax RU996x2 (UNII Band 8) – Ch. 207)



Plot 7-1536. LPI In-Band Emission Plot SDM Diversity Antenna WF7b (160MHz 802.11ax RU996x2 (UNII Band 8) – Ch. 207)

FCC ID: BCGA2898 IC: 579C-A2898	 MEASUREMENT REPORT (CERTIFICATION)		Approved by: Technical Manager
Test Report S/N: 1C2311270065-14-R2.BCG	Test Dates: 12/1/2023 - 04/04/2024	EUT Type: Tablet Device	Page 376 of 617

7.6 Contention Based Protocol – 802.11ax OFDMA
§15.407(d)(6), RSS-248 [4.8]

Test Overview and Limit

Indoor access points, subordinate devices and client devices operating in the 5.925-7.125 GHz band (herein referred to as unlicensed devices) are required to use technologies that include a contention-based protocol to avoid co-channel interference with incumbent devices sharing the band. To ensure incumbent co-channel operations are detected in a technology-agnostic manner, unlicensed devices are required to detect co-channel radio frequency energy (energy detect) and avoid simultaneous transmission.

Unlicensed indoor low-power devices must detect co-channel radio frequency power that is at least -62 dBm or lower. Upon detection of energy in the band, unlicensed low power indoor devices must vacate the channel and stay off the channel as long as detected radio frequency power is equal to or greater than the threshold (-62 dBm). The -62 dBm (or lower) threshold is referenced to a 0 dBi antenna gain.

To ensure incumbent operations are reliably detected in the band, low power indoor devices must detect RF energy throughout their intended operating channel.

Test Procedure Used

ANSI C63.10-2013 – Section 12.3.2.2
 KDB 987594 D02 v02r01

Test Settings

1. Configure the EUT to transmit with a constant duty cycle.
2. Set the operating parameters of the EUT including power level, operating frequency, modulation and bandwidth
3. Set the signal analyzer center frequency to the nominal EUT channel center frequency. The span range of the signal analyzer shall be between two times and five times the OBW of the EUT.
4. Connect the output port of the EUT to the signal analyzer 2, as shown in Figure 2. Ensure that the attenuator 2 provides enough attenuation to not overload the signal analyzer 2 receiver.
5. Monitoring the signal analyzer 2, verify the EUT is operating and transmitting with the parameters set at step two.
6. Using an AWGN signal source, generate (but do not transmit, i.e., RF OFF) a 10 MHz-wide AWGN signal. Use Table 1 to determine the center frequency of the 10 MHz AWGN signal relative to the EUT's channel bandwidth and center frequency.
7. Set the AWGN signal power to an extremely low level (more than 20 dB below the -62 dBm threshold). Connect the AWGN signal source, via a 3-dB splitter, to the signal analyzer 1 and the EUT as shown in Figure 2.
8. Transmit the AWGN signal (RF ON) and verify its characteristics on the signal analyzer 1.
9. Monitor the signal analyzer 2 to verify if the AWGN signal has been detected and the EUT has ceased transmission. If the EUT continues to transmit, then incrementally increase the AWGN signal power level until the EUT stops transmitting.
10. Including all losses in the RF paths) Determine and record the AWGN signal power level (at the EUT's antenna port) at which the EUT ceased transmission. Repeat the procedure at least 10 times to verify the EUT can detect an AWGN signal with 90% (or better) level of certainty.
11. Refer to Table 1 to determine number of times the detection threshold testing needs to be repeated. If testing is required more than once, then go back to step 5, choose a different center frequency for the AWGN signal and repeat the process.

FCC ID: BCGA2898 IC: 579C-A2898	 MEASUREMENT REPORT (CERTIFICATION)	Approved by: Technical Manager
Test Report S/N: 1C2311270065-14-R2.BCG		Test Dates: 12/1/2023 - 04/04/2024

Test Setup

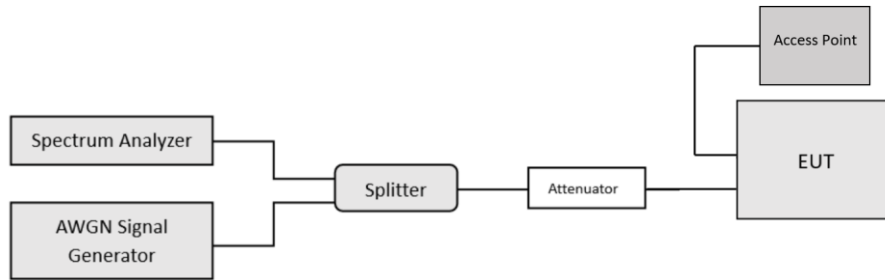


Figure 2. Contention-based protocol test setup, conducted method Step-by-Step Procedure, Conducted Setup

Test Notes

1. The EUT does not support channel puncturing.
2. Per guidance from KDB 987594 D02 v02r01, contention based protocol was tested using an AWGN signal with a bandwidth of 10MHz. The amplitude of the signal was increased until detected by the EUT, signaled by the ceasing of transmission, marker indicates the point at which the AWGN signal is introduced.
3. 15 trials were ran in order to assure that at least 90% of certainty was met.
4. Per Guidance from KDB 987594 D04 v02, contention based protocol was tested with receiver with the lowest antenna gain.

$$\text{Detection Level} = \text{Injected AWGN Power (dBm)} - \text{Antenna Gain (dBi)} + \text{Path Loss (dB)}$$

Equation 7-1. Incumbent Detection Level Calculation

FCC ID: BCGA2898 IC: 579C-A2898	 MEASUREMENT REPORT (CERTIFICATION)		Approved by: Technical Manager
Test Report S/N: 1C2311270065-14-R2.BCG	Test Dates: 12/1/2023 - 04/04/2024	EUT Type: Tablet Device	Page 378 of 617

V 10.5 12/15/2021

Band	Channel	Channel Frquency [MHz]	Channel BW [MHz]	Incumbent Frequency [MHz]	Injected (AWGN) [dBm]	Antenna Gain [dBi]	Adjusted Power Level [dBm]	Detection Limit [dBm]	Margin [dB]
UNII Band 5	53	6215	20	6215	-70.94	-4.70	-68.84	-62.0	-6.84
	47	6185	160	6110	-67.89	-4.70	-65.79	-62.0	-3.79
				6185	-67.83	-4.70	-65.73	-62.0	-3.73
				6260	-67.91	-4.70	-65.81	-62.0	-3.81
UNII Band 6	101	6455	20	6455	-67.80	-4.70	-65.70	-62.0	-3.70
	111	6505	160	6430	-67.59	-4.70	-65.49	-62.0	-3.49
				6505	-67.65	-4.70	-65.55	-62.0	-3.55
				6580	-67.77	-4.70	-65.67	-62.0	-3.67
UNII Band 7	149	6695	20	6695	-68.80	-4.70	-66.70	-62.0	-4.70
	143	6665	160	6590	-67.79	-4.70	-65.69	-62.0	-3.69
				6665	-67.51	-4.70	-65.41	-62.0	-3.41
				6740	-67.46	-4.70	-65.36	-62.0	-3.36
UNII Band 8	197	6935	20	6935	-69.00	-4.70	-66.90	-62.0	-4.90
	207	6985	160	6910	-67.61	-4.70	-65.51	-62.0	-3.51
				6985	-67.79	-4.70	-65.69	-62.0	-3.69
				7060	-67.77	-4.70	-65.67	-62.0	-3.67

Table 7-156. Contention Based Protocol – Incumbent Detection Results

Band	Channel	Channel Frquency [MHz]	Channel BW [MHz]	Incumbent Frequency [MHz]	EUT Transmission Status		
					Adjusted AWGN Power (dBm)		
					Normal	Minimal	Ceased
UNII Band 5	53	6215	20	6215	-79.84	-70.15	-68.84
	47	6185	160	6110	-76.79	-67.53	-65.79
				6185	-76.73	-66.89	-65.73
				6260	-76.81	-67.32	-65.81
UNII Band 6	101	6455	20	6455	-76.70	-67.13	-65.70
	111	6505	160	6430	-76.49	-66.97	-65.49
				6505	-76.55	-67.18	-65.55
				6580	-76.67	-67.29	-65.67
UNII Band 7	149	6695	20	6695	-77.70	-68.30	-66.70
	175	6665	160	6750	-76.69	-67.35	-65.69
				6825	-76.41	-67.24	-65.41
				6900	-76.36	-67.51	-65.36
UNII Band 8	197	6935	20	6935	-77.90	-68.21	-66.90
	207	6985	160	6910	-76.51	-67.94	-65.51
				6985	-76.69	-67.69	-65.69
				7060	-76.67	-67.93	-65.67

Table 7-157. Contention Based Protocol – Detection Results – All Tx Cases

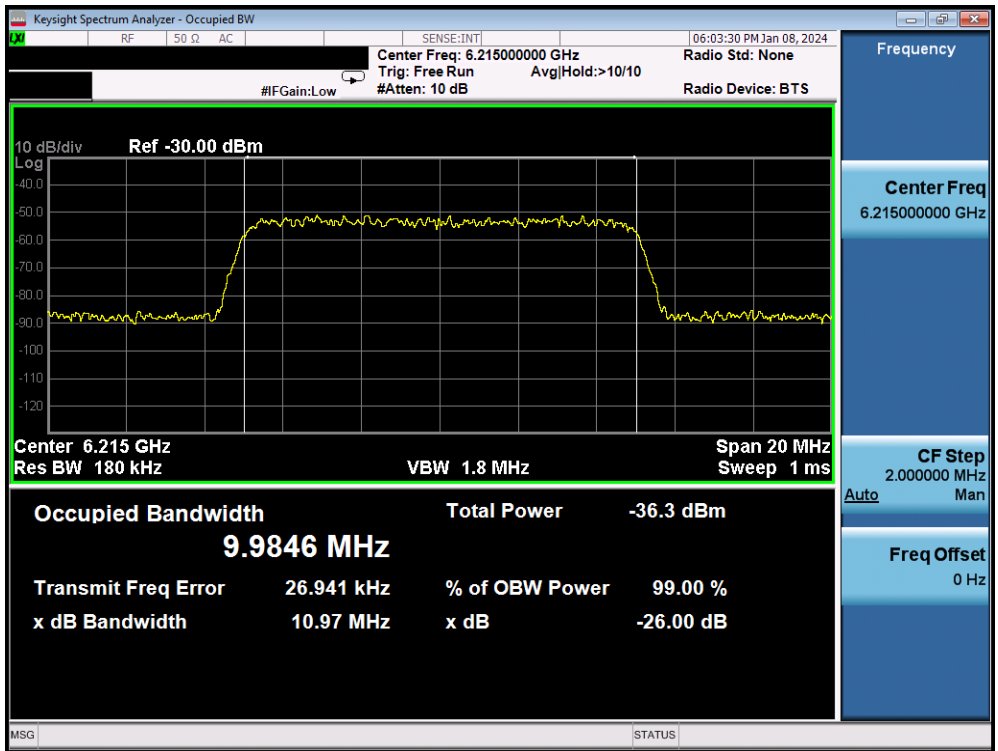
FCC ID: BCGA2898 IC: 579C-A2898		MEASUREMENT REPORT (CERTIFICATION)	Approved by: Technical Manager
Test Report S/N: 1C2311270065-14-R2.BCG	Test Dates: 12/1/2023 - 04/04/2024	EUT Type: Tablet Device	Page 379 of 617

CBP Detection (1 = Detection, Blank = No Detection)																					
Band	Channel	Channel Frequency [MHz]	Channel BW [MHz]	1	2	3	4	5	6	7	8	9	10	11	12	13	14	15	Detection Rate [%]	Limit [%]	Pass/Fail
UNII Band 5	53	6215	20	1	1	1	1	1	1	1	1	1	1	1	1	1	1	1	100.0	90	Pass
	47	6185	160	1	1	1	1	1	1	1	1	1	1	1	1	1	1	1	100.0	90	Pass
				1	1	1	1	1	1	1	1	1	1	1	1	1	1	1	1	100.0	90
UNII Band 6	101	6455	20	1	1	1	1	1	1	1	1	1	1	1	1	1	1	1	100.0	90	Pass
	111	6505	160	1	1	1	1	1	1	1	1	1	1	1	1	1	1	1	100.0	90	Pass
				1	1	1	1	1	1	1	1	1	1	1	1	1	1	1	1	100.0	90
UNII Band 7	149	6695	20	1	1	1	1	1	1	1	1	1	1	1	1	1	1	1	100.0	90	Pass
	175	6665	160	1	1	1	1	1	1	1	1	1	1	1	1	1	1	1	100.0	90	Pass
				1	1	1	1	1	1	1	1	1	1	1	1	1	1	1	1	100.0	90
UNII Band 8	197	6935	20	1	1	1	1	1	1	1	1	1	1	1	1	1	1	1	100.0	90	Pass
	207	6985	160	1	1	1	1	1	1	1	1	1	1	1	1	1	1	1	100.0	90	Pass
				1	1	1	1	1	1	1	1	1	1	1	1	1	1	1	1	100.0	90

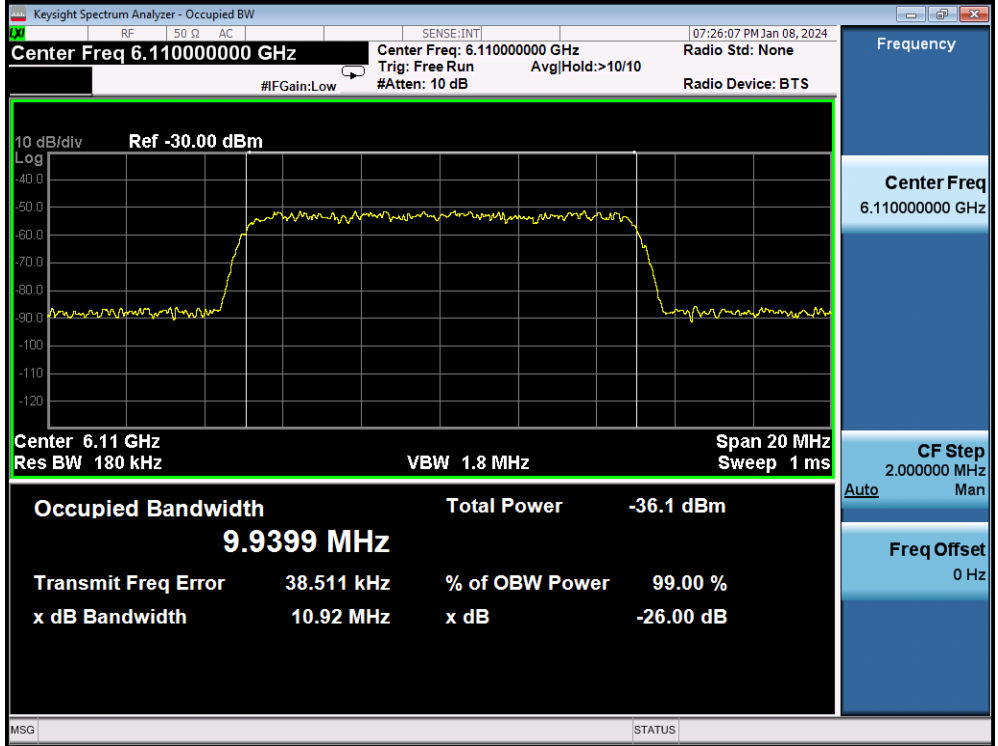
Table 7-158. Contention Based Protocol – Incumbent Detection Trial Results

FCC ID: BCGA2898 IC: 579C-A2898		MEASUREMENT REPORT (CERTIFICATION)	Approved by: Technical Manager
Test Report S/N: 1C2311270065-14-R2.BCG	Test Dates: 12/1/2023 - 04/04/2024	EUT Type: Tablet Device	Page 380 of 617

AWGN Plots

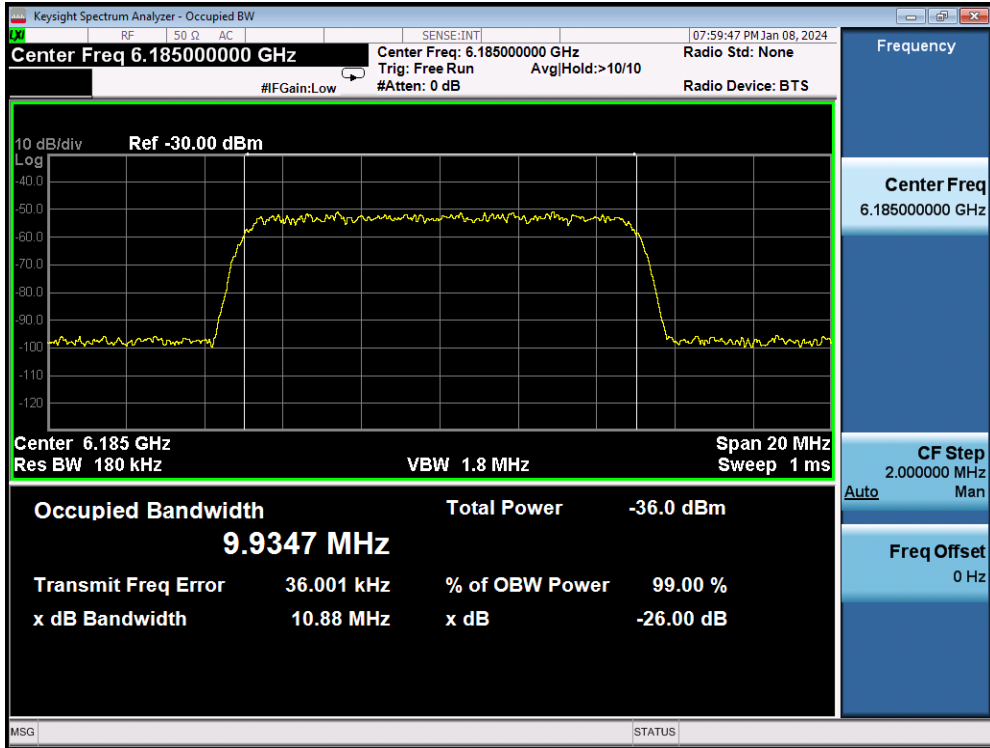


Plot 7-1537. AWGN Signal – UNII 5 – 20MHz

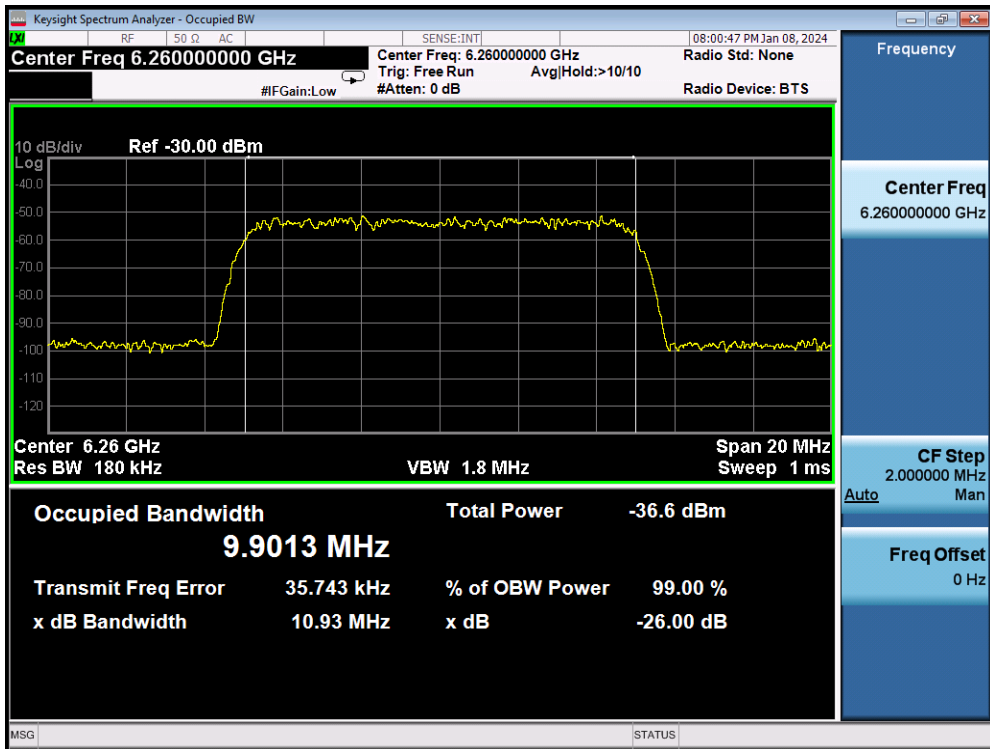


Plot 7-1538. AWGN Signal – UNII 5 – 160MHz - Low

FCC ID: BCGA2898 IC: 579C-A2898		MEASUREMENT REPORT (CERTIFICATION)	Approved by: Technical Manager
Test Report S/N: 1C2311270065-14-R2.BCG	Test Dates: 12/1/2023 - 04/04/2024	EUT Type: Tablet Device	Page 381 of 617

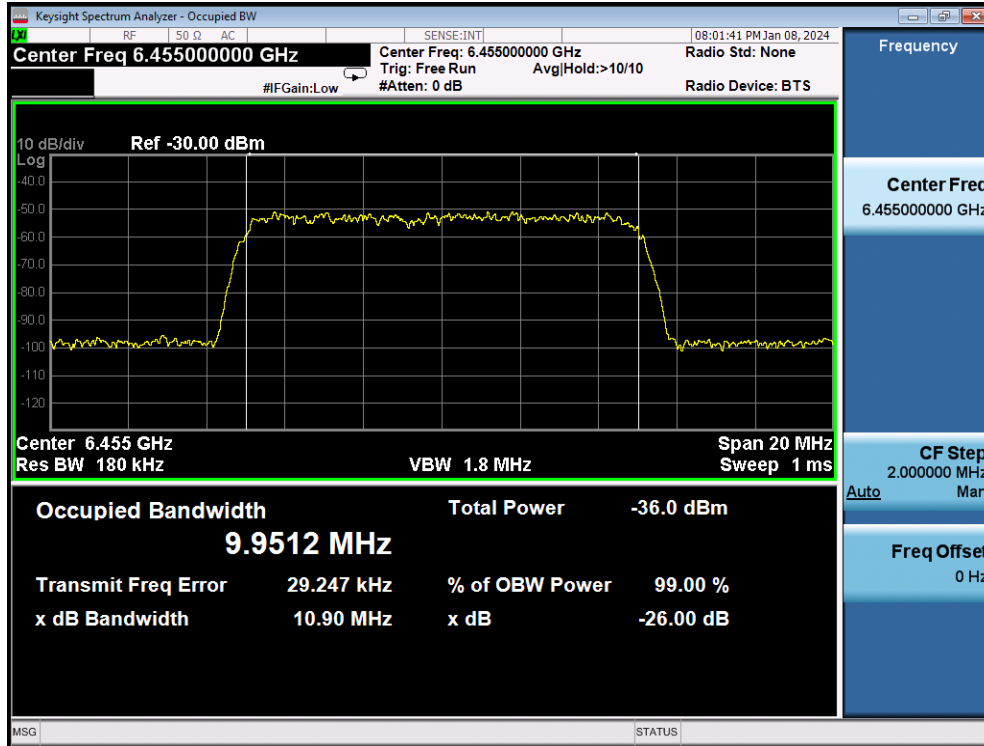


Plot 7-1539. AWGN Signal – UNII 5 – 160MHz – Mid

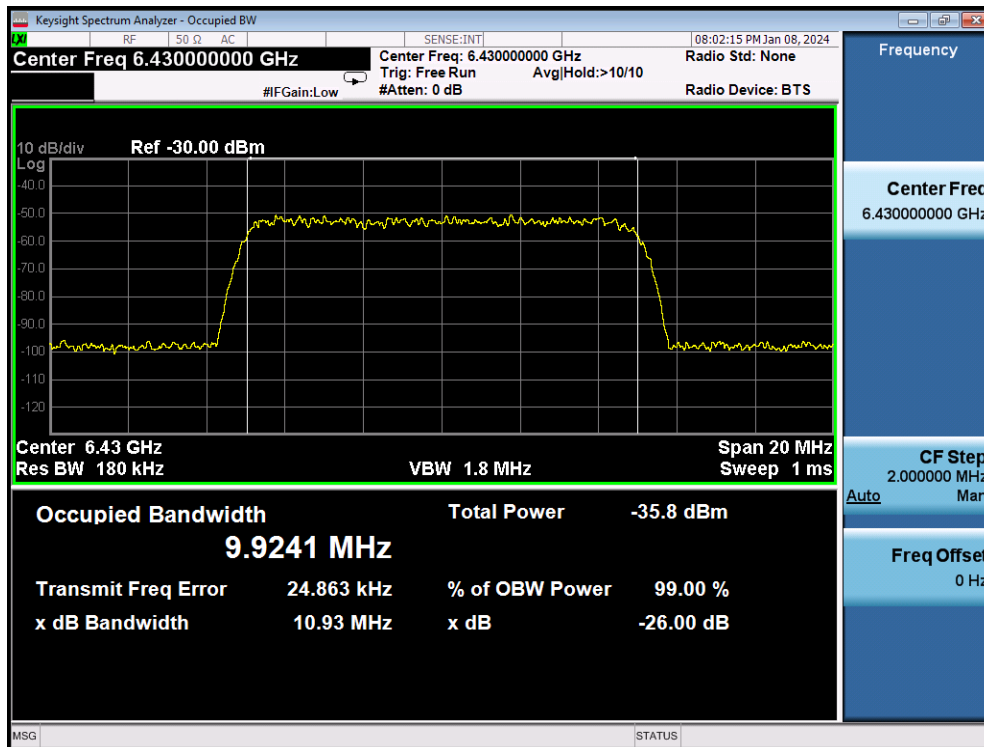


Plot 7-1540. AWGN Signal – UNII 5 – 160MHz - High

FCC ID: BCGA2898 IC: 579C-A2898		MEASUREMENT REPORT (CERTIFICATION)	Approved by: Technical Manager
Test Report S/N: 1C2311270065-14-R2.BCG	Test Dates: 12/1/2023 - 04/04/2024	EUT Type: Tablet Device	Page 382 of 617

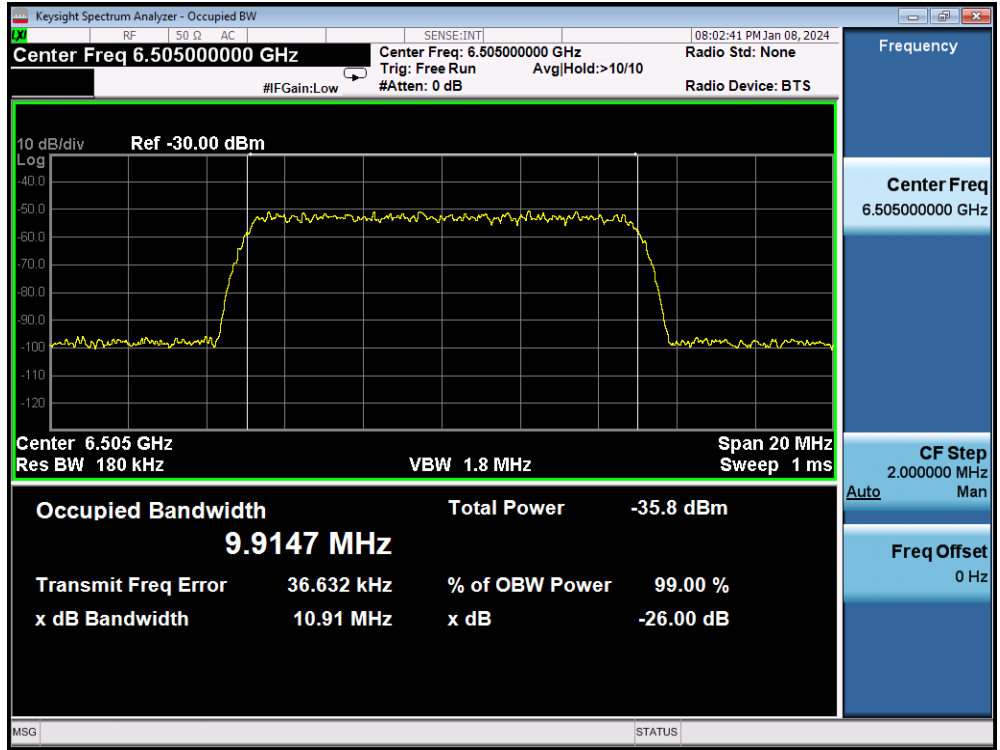


Plot 7-1541. AWGN Signal – UNII 6 – 20MHz

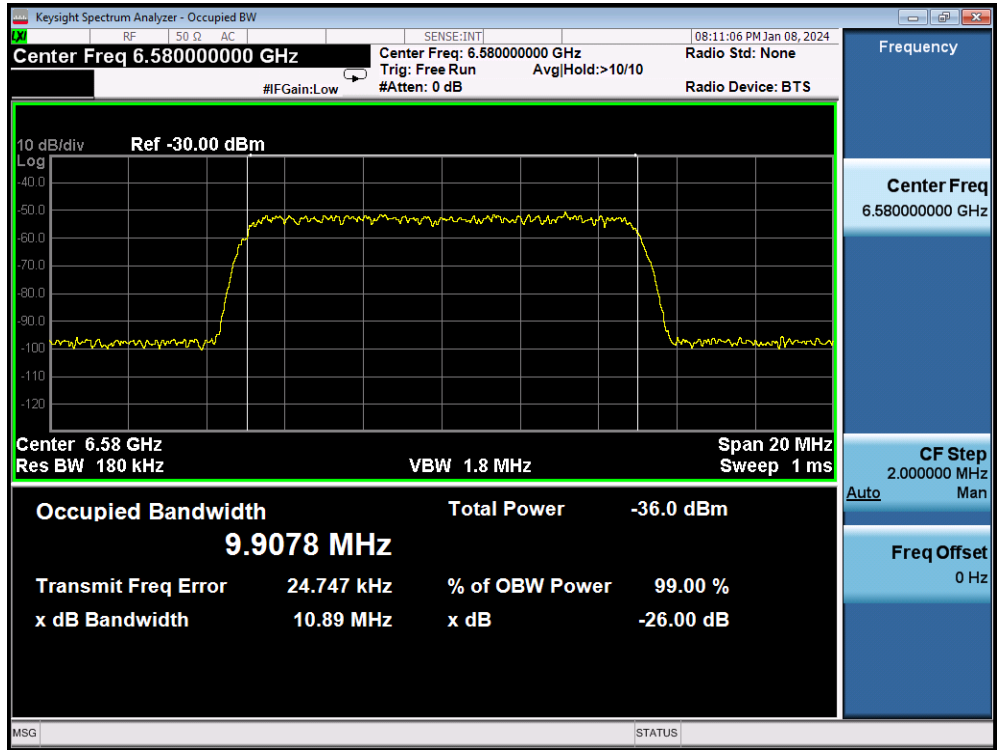


Plot 7-1542. AWGN Signal – UNII 6 – 160MHz - Low

FCC ID: BCGA2898 IC: 579C-A2898		MEASUREMENT REPORT (CERTIFICATION)	Approved by: Technical Manager
Test Report S/N: 1C2311270065-14-R2.BCG	Test Dates: 12/1/2023 - 04/04/2024	EUT Type: Tablet Device	Page 383 of 617

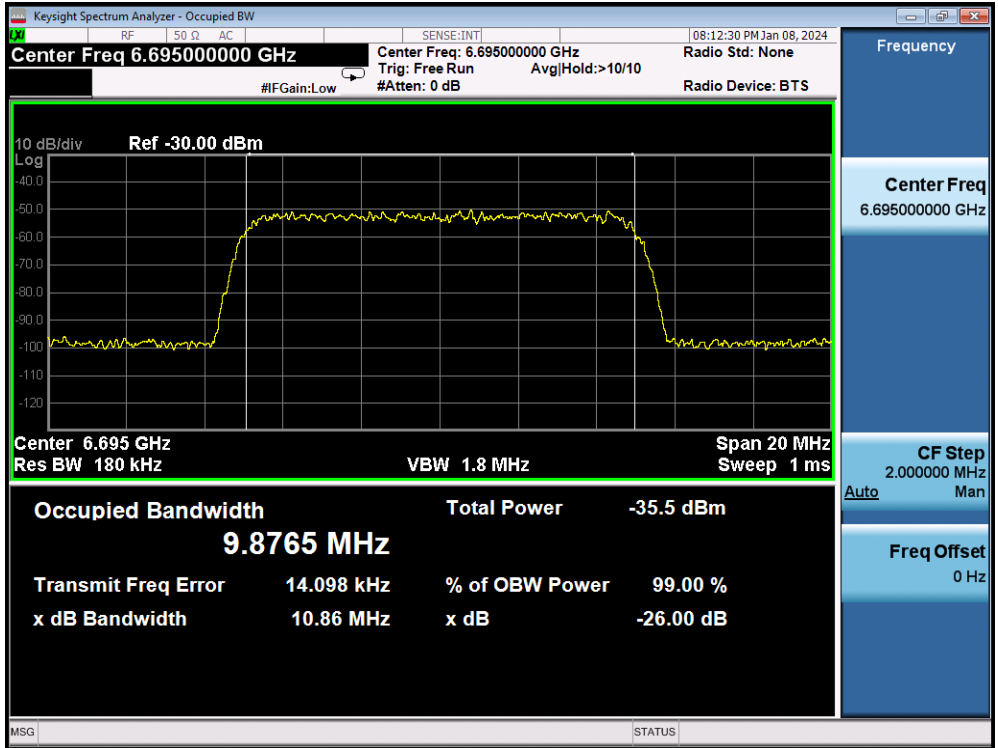


Plot 7-1543. AWGN Signal – UNII 6 – 160MHz – Mid

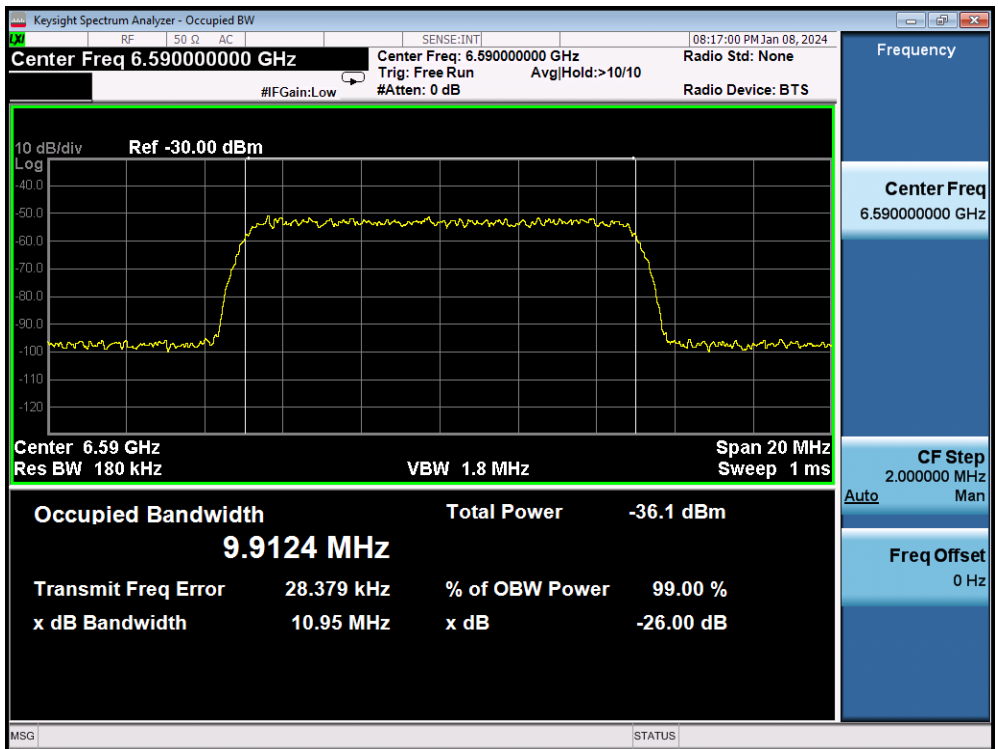


Plot 7-1544. AWGN Signal – UNII 6 – 160MHz - High

FCC ID: BCGA2898 IC: 579C-A2898		MEASUREMENT REPORT (CERTIFICATION)	Approved by: Technical Manager
Test Report S/N: 1C2311270065-14-R2.BCG	Test Dates: 12/1/2023 - 04/04/2024	EUT Type: Tablet Device	Page 384 of 617

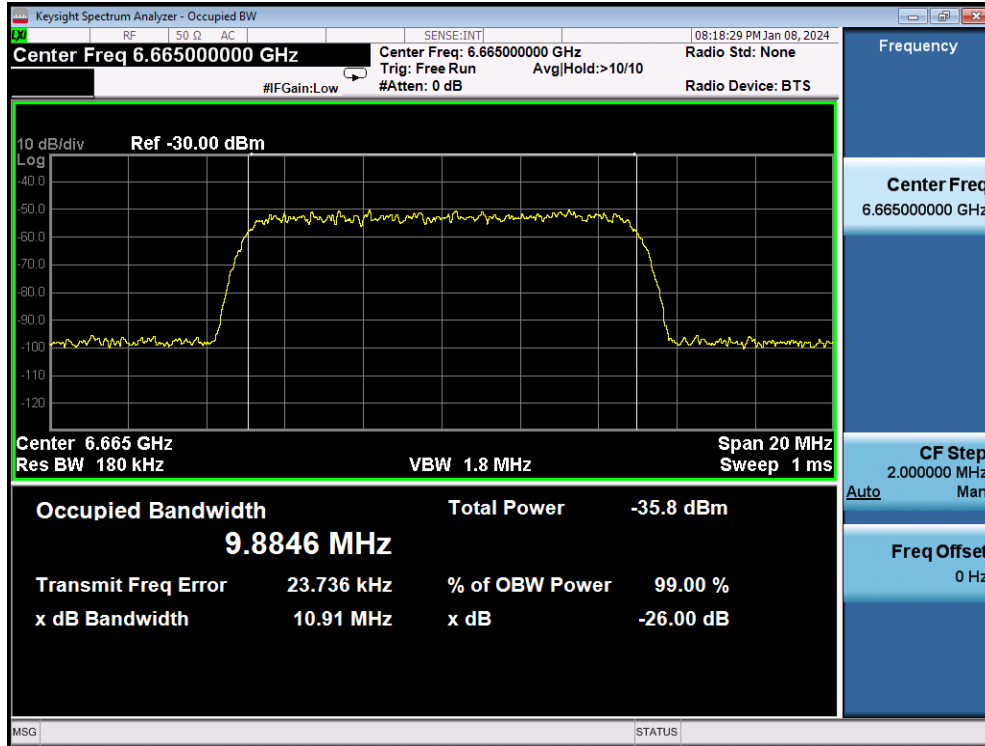


Plot 7-1545. AWGN Signal – UNII 7 – 20MHz

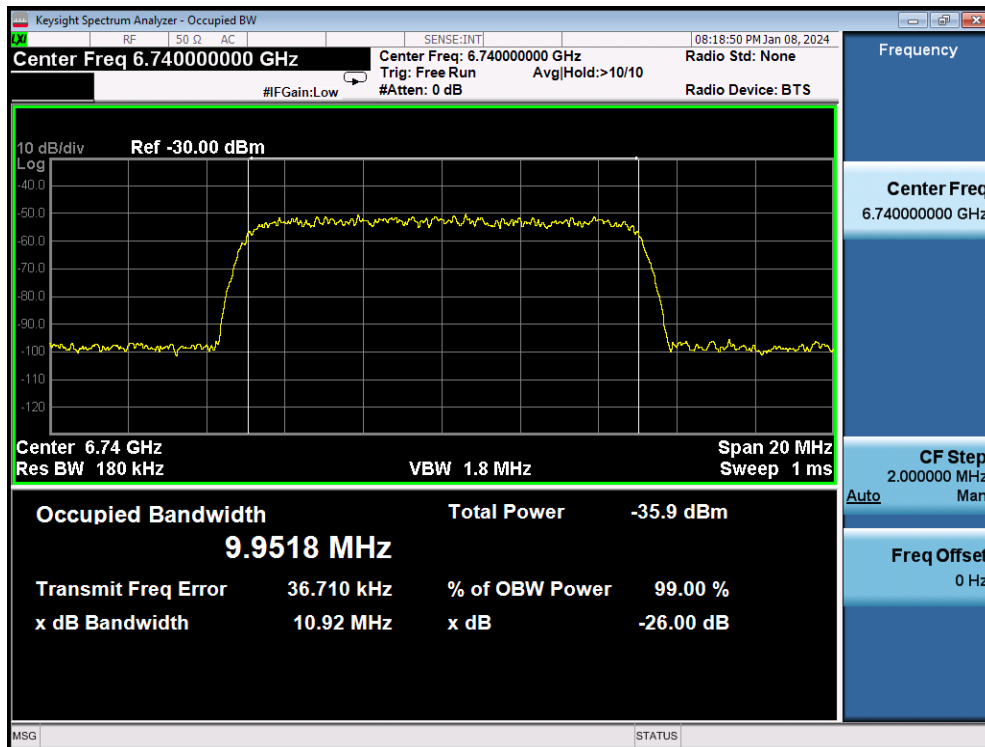


Plot 7-1546. AWGN Signal – UNII 7 – 160MHz - Low

FCC ID: BCGA2898 IC: 579C-A2898		MEASUREMENT REPORT (CERTIFICATION)	Approved by: Technical Manager
Test Report S/N: 1C2311270065-14-R2.BCG	Test Dates: 12/1/2023 - 04/04/2024	EUT Type: Tablet Device	Page 385 of 617

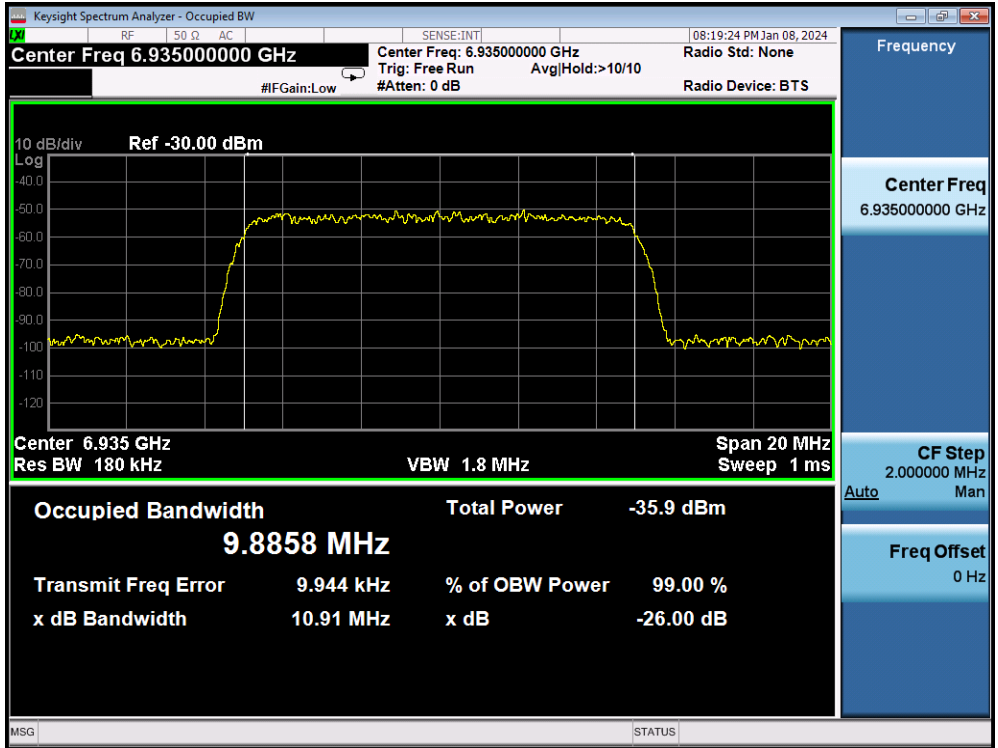


Plot 7-1547. AWGN Signal – UNII 7 – 160MHz – Mid

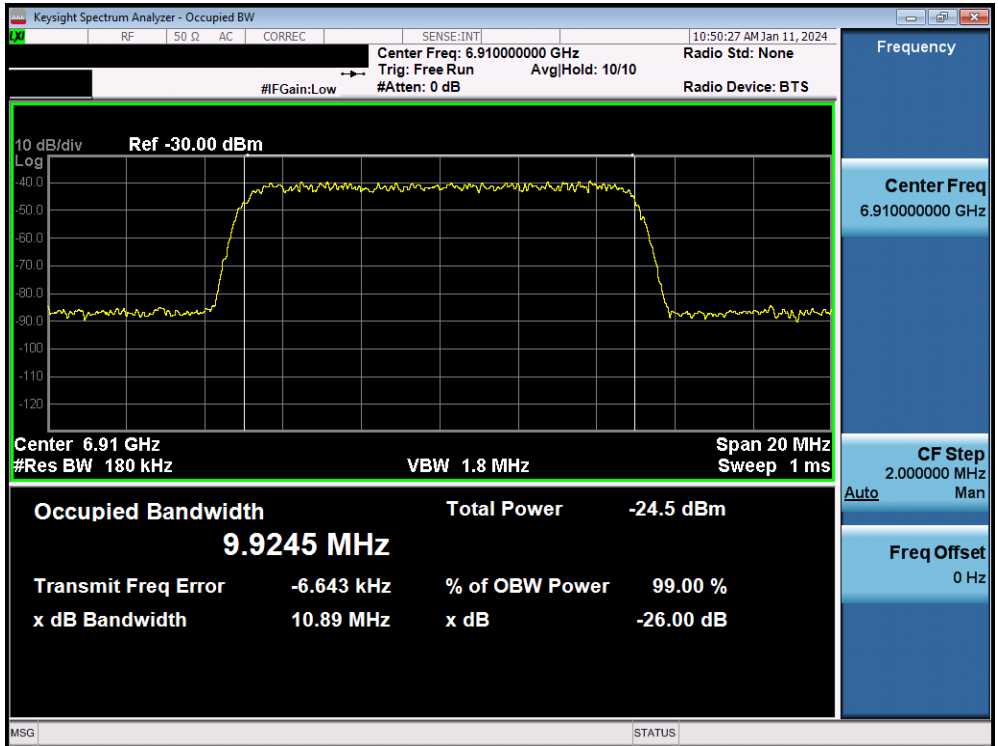


Plot 7-1548. AWGN Signal – UNII 7 – 160MHz - High

FCC ID: BCGA2898 IC: 579C-A2898		MEASUREMENT REPORT (CERTIFICATION)	Approved by: Technical Manager
Test Report S/N: 1C2311270065-14-R2.BCG	Test Dates: 12/1/2023 - 04/04/2024	EUT Type: Tablet Device	Page 386 of 617



Plot 7-1549. AWGN Signal – UNII 8 – 20MHz



Plot 7-1550. AWGN Signal – UNII 8 – 160MHz - Low

FCC ID: BCGA2898 IC: 579C-A2898		MEASUREMENT REPORT (CERTIFICATION)	Approved by: Technical Manager
Test Report S/N: 1C2311270065-14-R2.BCG	Test Dates: 12/1/2023 - 04/04/2024	EUT Type: Tablet Device	Page 387 of 617