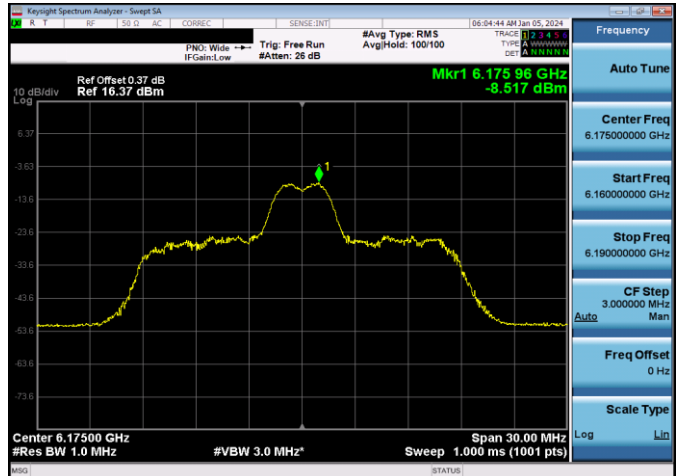
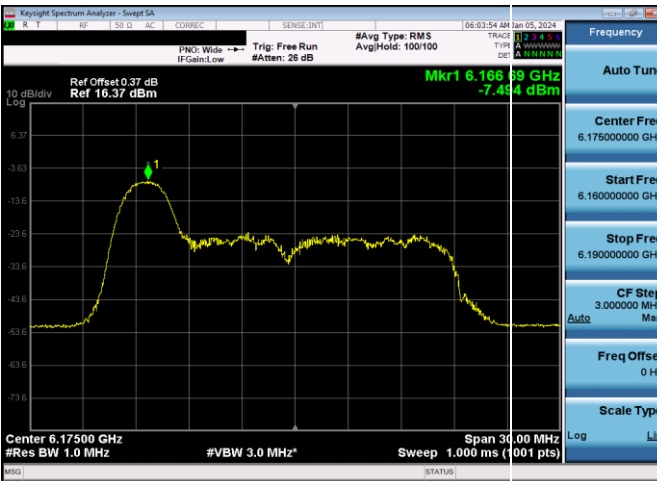


Plot 7-737. LPI Power Spectral Density Plot SDM Antenna WF2a (20MHz 802.11ax RU26 (UNII Band 5) – Ch. 45)



Plot 7-740. LPI Power Spectral Density Plot SDM Antenna WF7b (20MHz 802.11ax RU26 (UNII Band 5) – Ch. 45)



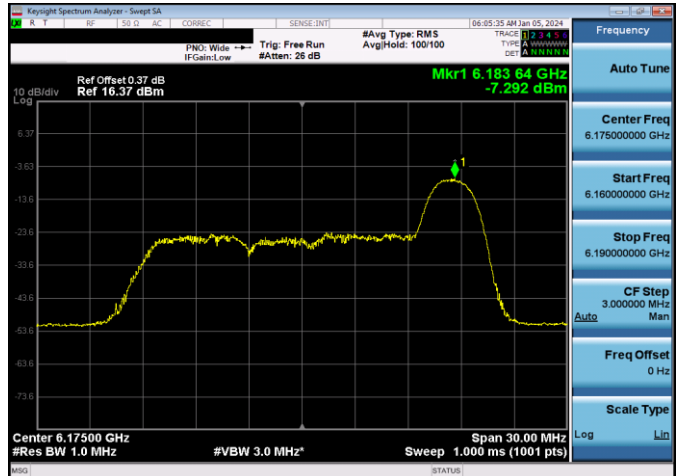
Plot 7-738. LPI Power Spectral Density Plot SDM Antenna WF7b (20MHz 802.11ax RU26 (UNII Band 5) – Ch. 45)



Plot 7-741. LPI Power Spectral Density Plot SDM Antenna WF2a (20MHz 802.11ax RU26 (UNII Band 5) – Ch. 45)

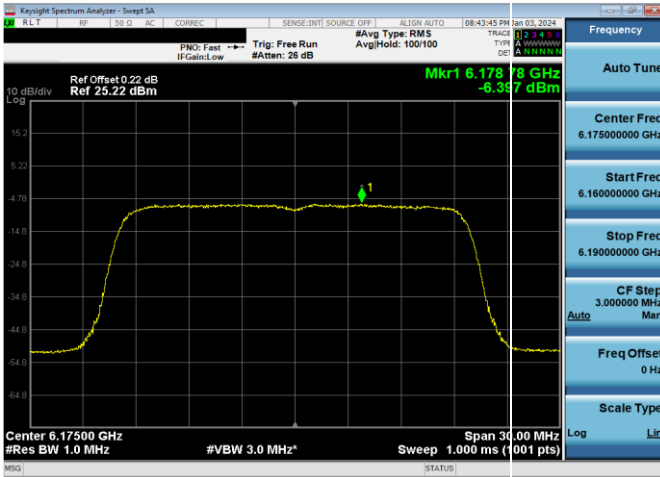


Plot 7-739. LPI Power Spectral Density Plot SDM Antenna WF2a (20MHz 802.11ax RU26 (UNII Band 5) – Ch. 45)

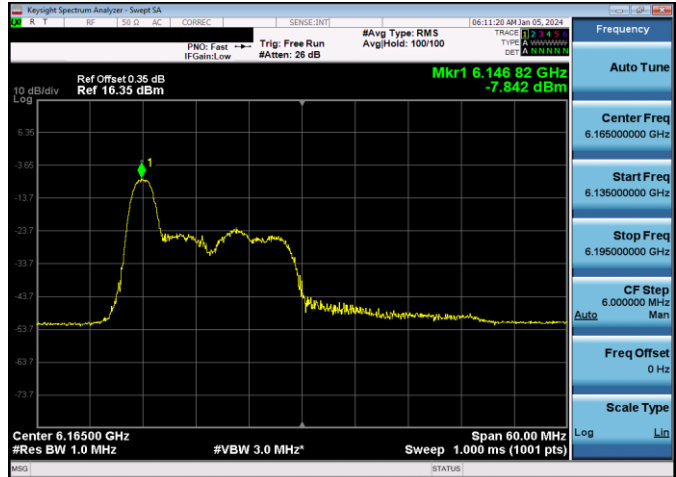


Plot 7-742. LPI Power Spectral Density Plot SDM Antenna WF7b (20MHz 802.11ax RU26 (UNII Band 5) – Ch. 45)

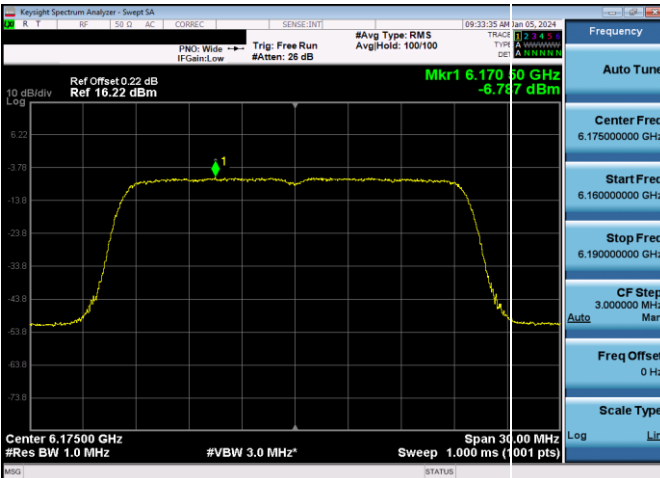
FCC ID: BCGA2898 IC: 579C-A2898		MEASUREMENT REPORT (CERTIFICATION)	Approved by: Technical Manager
Test Report S/N: 1C2311270065-14-R2.BCG	Test Dates: 12/1/2023 - 04/04/2024	EUT Type: Tablet Device	Page 235 of 617



Plot 7-743. LPI Power Spectral Density Plot SDM Antenna WF2a (20MHz 802.11ax RU242 (UNII Band 5) – Ch. 45)



Plot 7-746. LPI Power Spectral Density Plot SDM Antenna WF7b (40MHz 802.11ax RU26 (UNII Band 5) – Ch. 43)



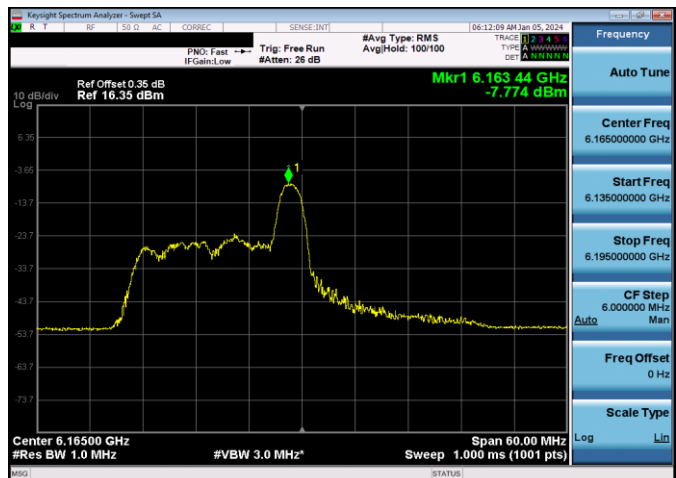
Plot 7-744. LPI Power Spectral Density Plot SDM Antenna WF7b (20MHz 802.11ax RU242 (UNII Band 5) – Ch. 45)



Plot 7-747. LPI Power Spectral Density Plot SDM Antenna WF2a (40MHz 802.11ax RU26 (UNII Band 5) – Ch. 43)

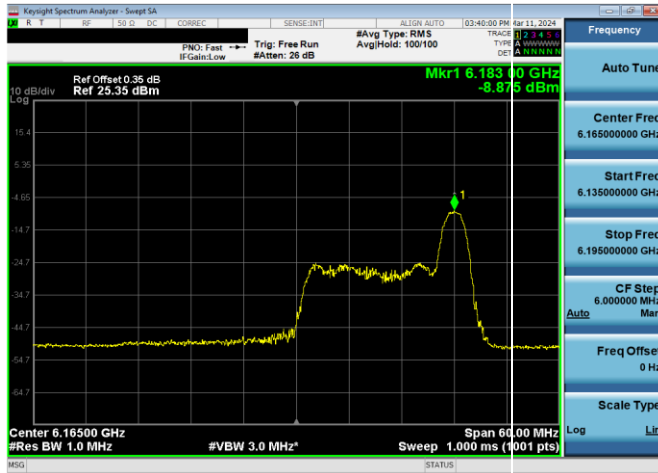


Plot 7-745. LPI Power Spectral Density Plot SDM Antenna WF2a (40MHz 802.11ax RU26 (UNII Band 5) – Ch. 43)

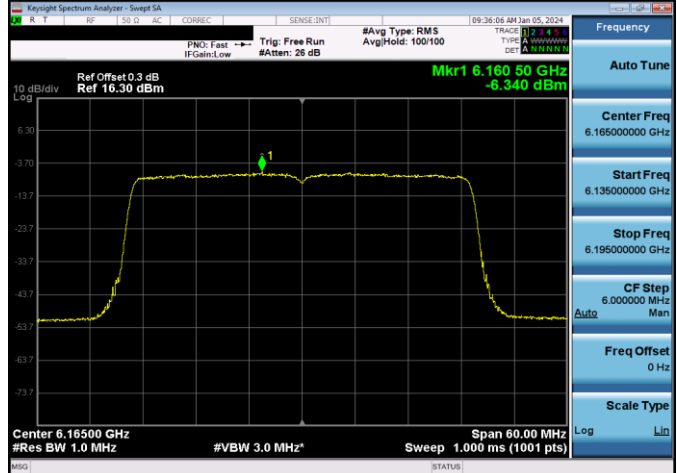


Plot 7-748. LPI Power Spectral Density Plot SDM Antenna WF7b (40MHz 802.11ax RU26 (UNII Band 5) – Ch. 43)

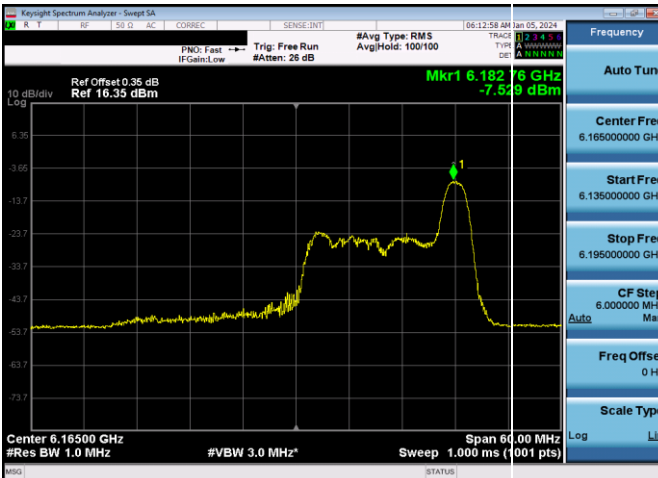
FCC ID: BCGA2898 IC: 579C-A2898		MEASUREMENT REPORT (CERTIFICATION)	Approved by: Technical Manager
Test Report S/N: 1C2311270065-14-R2.BCG	Test Dates: 12/1/2023 - 04/04/2024	EUT Type: Tablet Device	Page 236 of 617



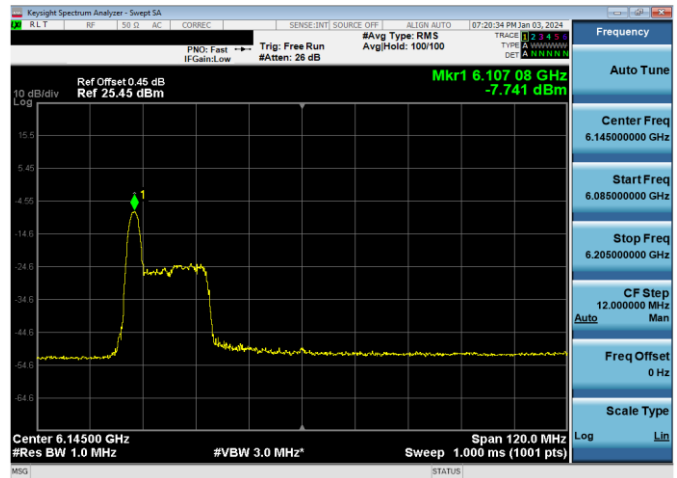
Plot 7-749. LPI Power Spectral Density Plot SDM Antenna WF2a (40MHz 802.11ax RU26 (UNII Band 5) – Ch. 43)



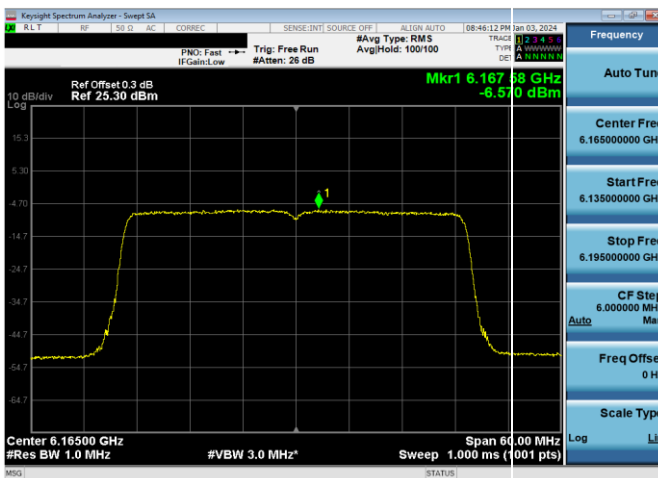
Plot 7-752. LPI Power Spectral Density Plot SDM Antenna WF7b (40MHz 802.11ax RU484 (UNII Band 5) – Ch. 43)



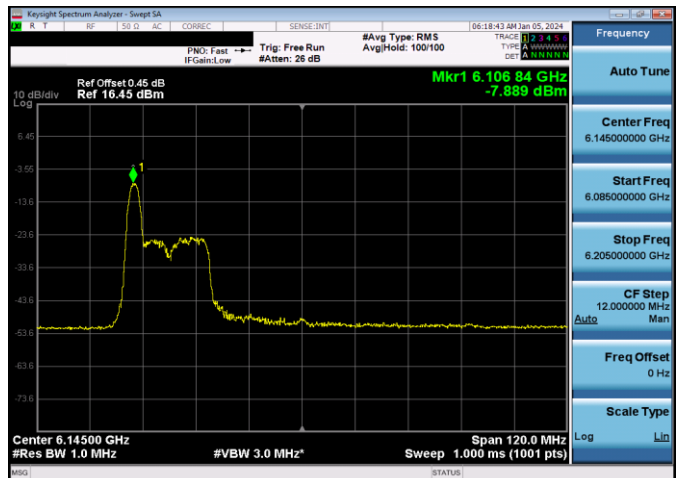
Plot 7-750. LPI Power Spectral Density Plot SDM Antenna WF7b (40MHz 802.11ax RU26 (UNII Band 5) – Ch. 43)



Plot 7-753. LPI Power Spectral Density Plot SDM Antenna WF2a (80MHz 802.11ax RU26 (UNII Band 5) – Ch. 39)

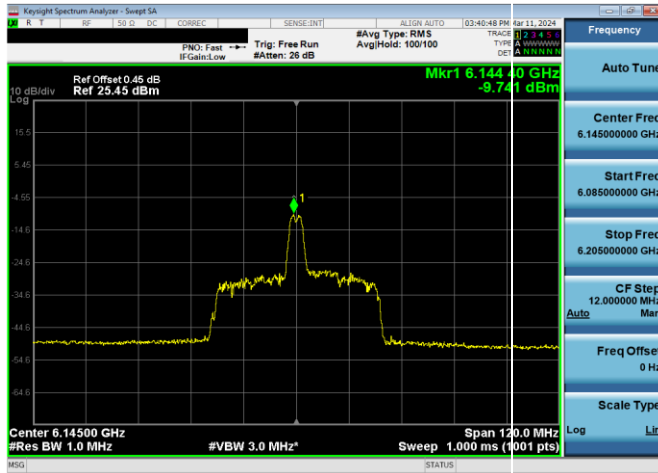


Plot 7-751. LPI Power Spectral Density Plot SDM Antenna WF2a (40MHz 802.11ax RU484 (UNII Band 5) – Ch. 43)

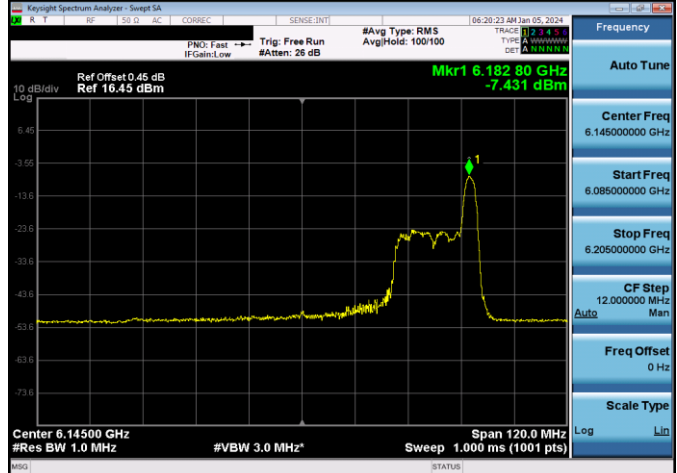


Plot 7-754. LPI Power Spectral Density Plot SDM Antenna WF7b (80MHz 802.11ax RU26 (UNII Band 5) – Ch. 39)

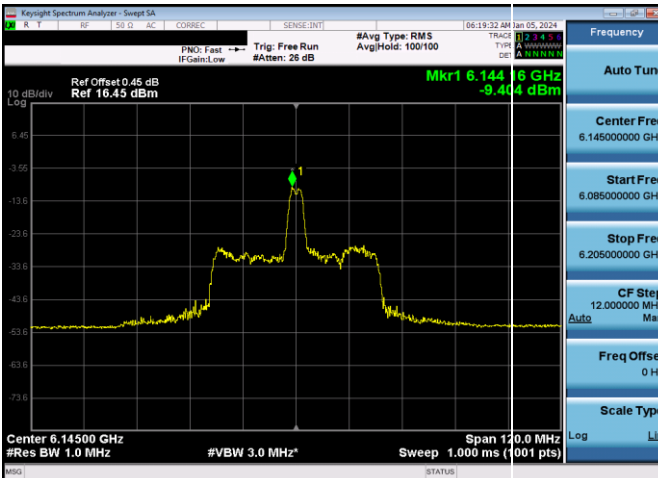
FCC ID: BCGA2898 IC: 579C-A2898		MEASUREMENT REPORT (CERTIFICATION)	Approved by: Technical Manager
Test Report S/N: 1C2311270065-14-R2.BCG	Test Dates: 12/1/2023 - 04/04/2024	EUT Type: Tablet Device	Page 237 of 617



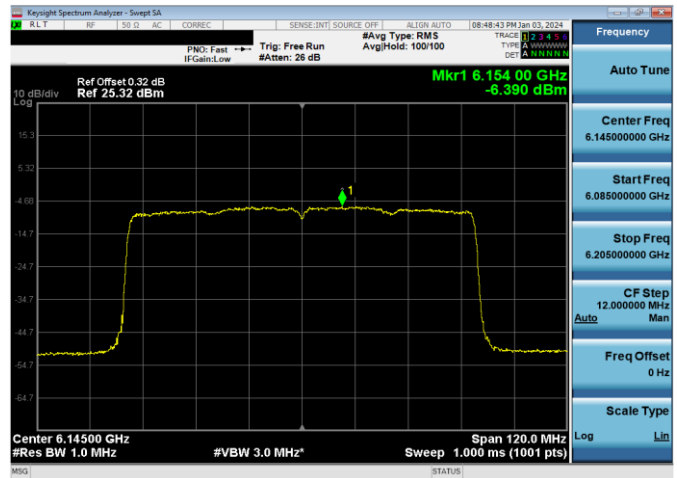
Plot 7-755. LPI Power Spectral Density Plot SDM Antenna WF2a (80MHz 802.11ax RU26 (UNII Band 5) – Ch. 39)



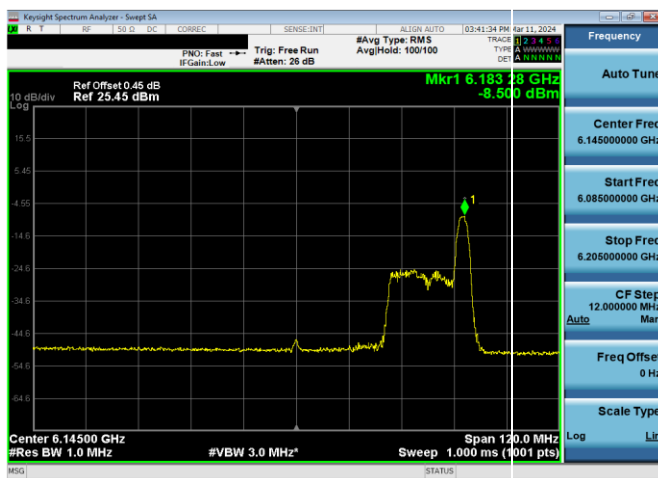
Plot 7-758. LPI Power Spectral Density Plot SDM Antenna WF7b (80MHz 802.11ax RU26 (UNII Band 5) – Ch. 39)



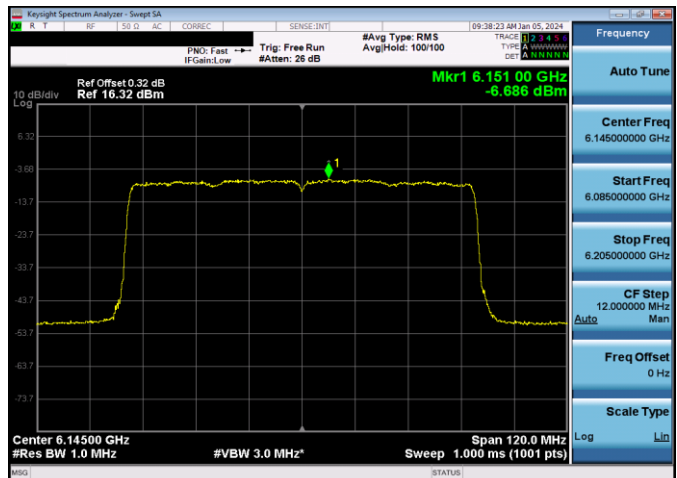
Plot 7-756. LPI Power Spectral Density Plot SDM Antenna WF7b (80MHz 802.11ax RU26 (UNII Band 5) – Ch. 39)



Plot 7-759. LPI Power Spectral Density Plot SDM Antenna WF2a (80MHz 802.11ax RU996 (UNII Band 5) – Ch. 39)

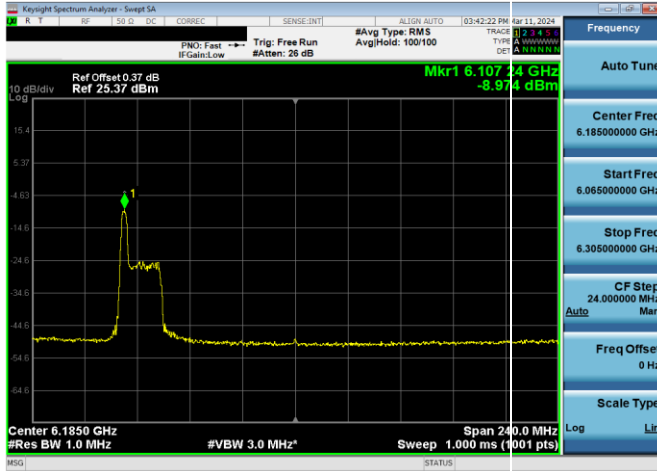


Plot 7-757. LPI Power Spectral Density Plot SDM Antenna WF2a (80MHz 802.11ax RU26 (UNII Band 5) – Ch. 39)

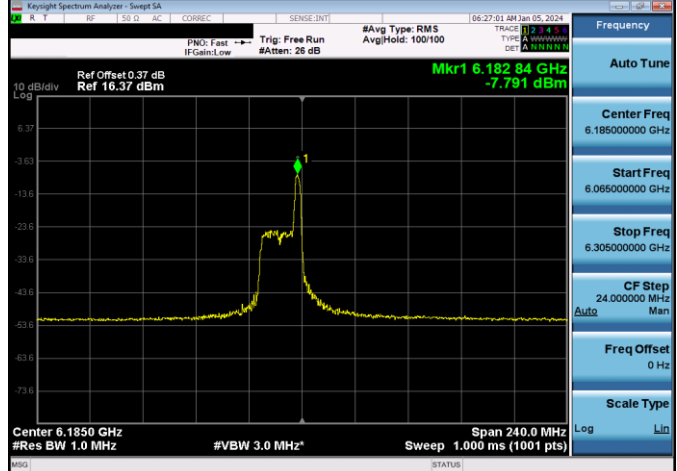


Plot 7-760. LPI Power Spectral Density Plot SDM Antenna WF7b (80MHz 802.11ax RU996 (UNII Band 5) – Ch. 39)

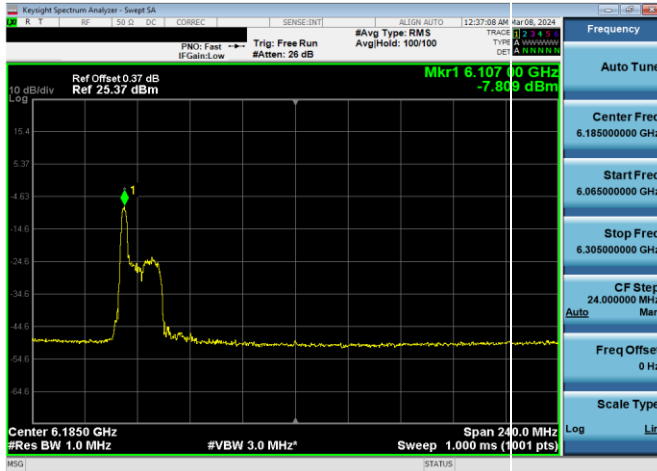
FCC ID: BCGA2898 IC: 579C-A2898		MEASUREMENT REPORT (CERTIFICATION)	Approved by: Technical Manager
Test Report S/N: 1C2311270065-14-R2.BCG	Test Dates: 12/1/2023 - 04/04/2024	EUT Type: Tablet Device	Page 238 of 617



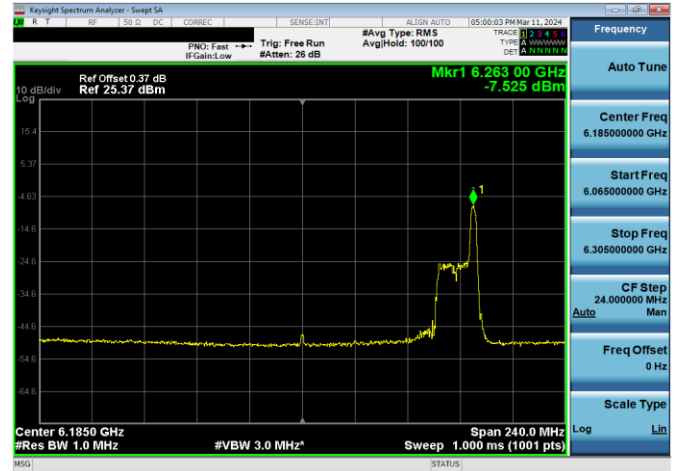
Plot 7-761. LPI Power Spectral Density Plot SDM Antenna WF2a (160MHz 802.11ax RU26 (UNII Band 5) – Ch. 47)



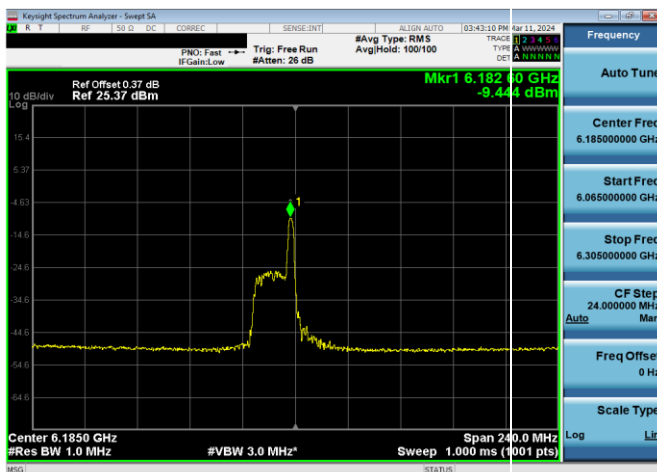
Plot 7-764. LPI Power Spectral Density Plot SDM Antenna WF7b (160MHz 802.11ax RU26 (UNII Band 5) – Ch. 47)



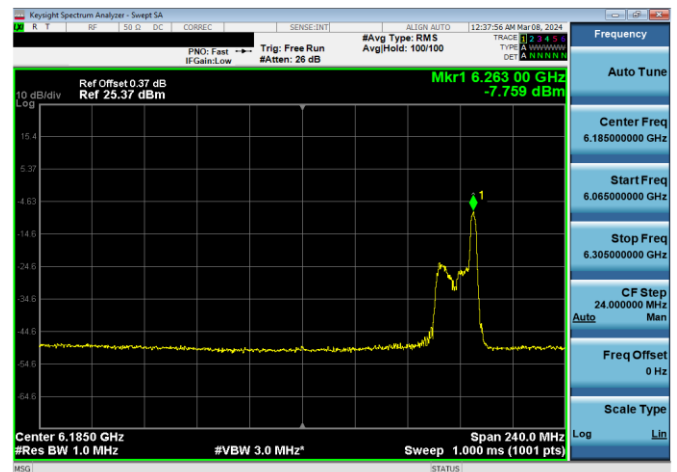
Plot 7-762. LPI Power Spectral Density Plot SDM Antenna WF7b (160MHz 802.11ax RU26 (UNII Band 5) – Ch. 47)



Plot 7-765. LPI Power Spectral Density Plot SDM Antenna WF2a (160MHz 802.11ax RU26 (UNII Band 5) – Ch. 47)

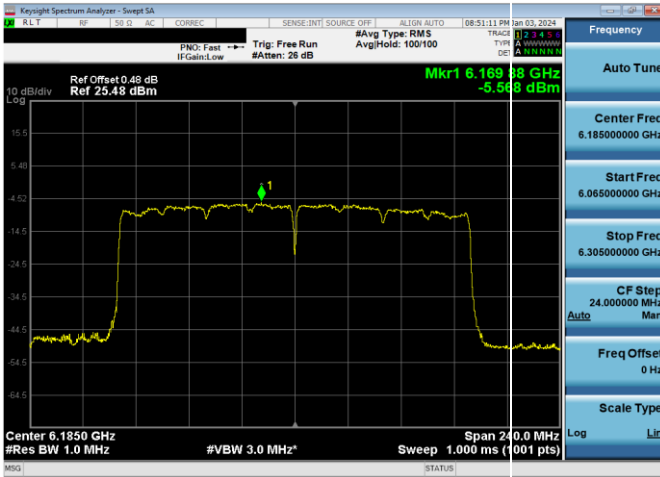


Plot 7-763. LPI Power Spectral Density Plot SDM Antenna WF2a (160MHz 802.11ax RU26 (UNII Band 5) – Ch. 47)

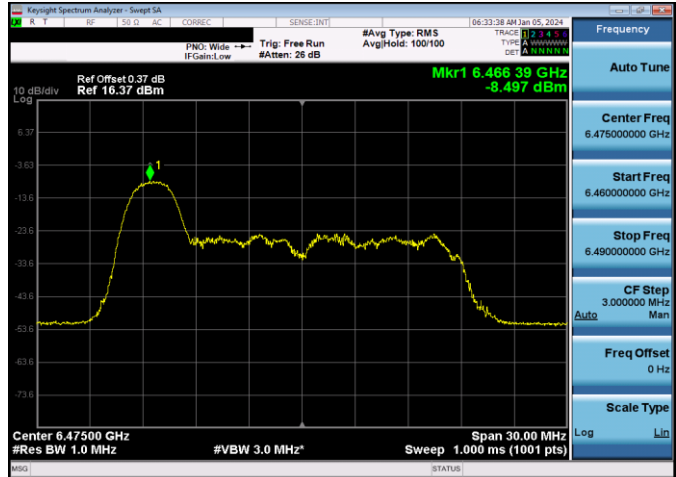


Plot 7-766. LPI Power Spectral Density Plot SDM Antenna WF7b (160MHz 802.11ax RU26 (UNII Band 5) – Ch. 47)

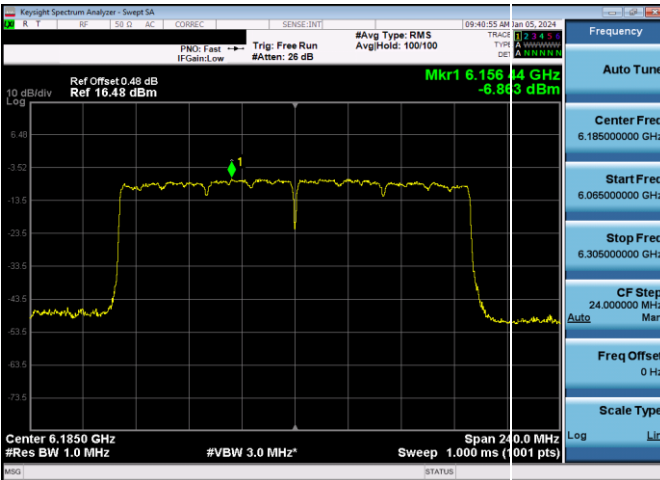
FCC ID: BCGA2898 IC: 579C-A2898		MEASUREMENT REPORT (CERTIFICATION)	Approved by: Technical Manager
Test Report S/N: 1C2311270065-14-R2.BCG	Test Dates: 12/1/2023 - 04/04/2024	EUT Type: Tablet Device	Page 239 of 617



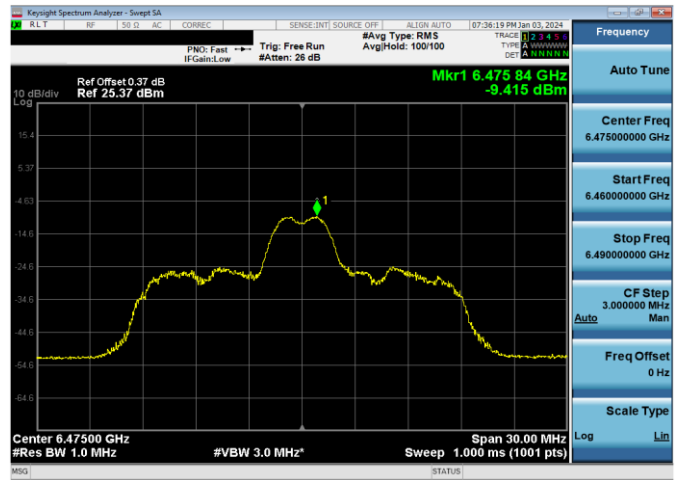
Plot 7-767. LPI Power Spectral Density Plot SDM Antenna WF2a (160MHz 802.11ax RU96x2 (UNII Band 5) – Ch. 47)



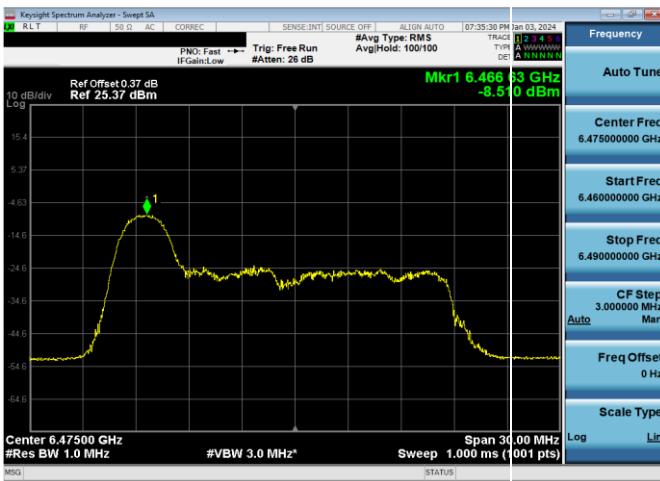
Plot 7-770. LPI Power Spectral Density Plot SDM Antenna WF7b (20MHz 802.11ax RU26 (UNII Band 6) – Ch. 105)



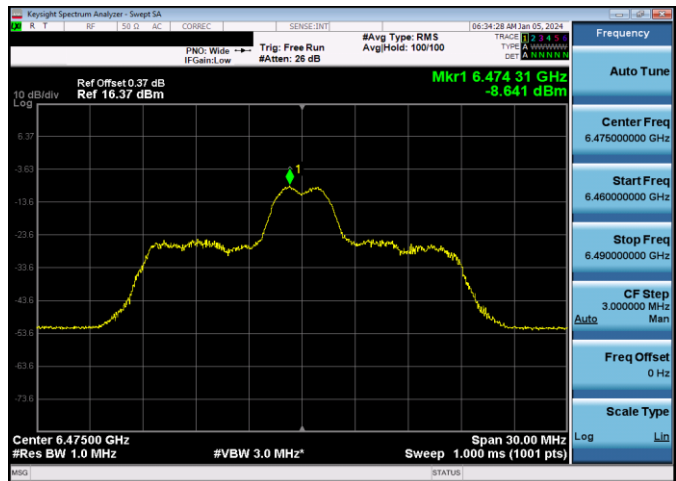
Plot 7-768. LPI Power Spectral Density Plot SDM Antenna WF7b (160MHz 802.11ax RU96x2 (UNII Band 5) – Ch. 47)



Plot 7-771. LPI Power Spectral Density Plot SDM Antenna WF2a (20MHz 802.11ax RU26 (UNII Band 6) – Ch. 105)

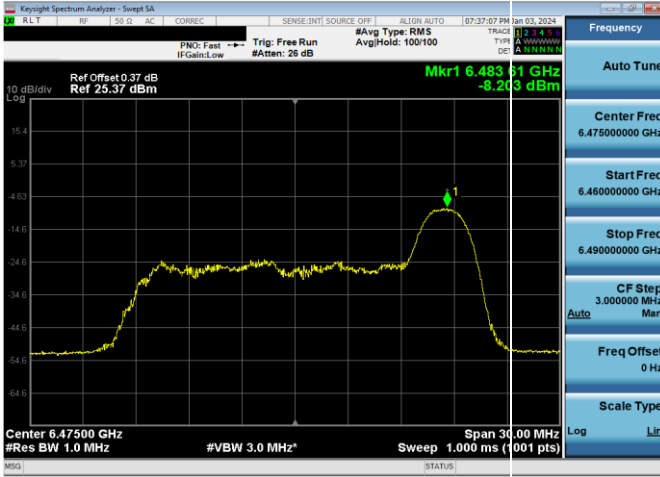


Plot 7-769. LPI Power Spectral Density Plot SDM Antenna WF2a (20MHz 802.11ax RU26 (UNII Band 6) – Ch. 105)

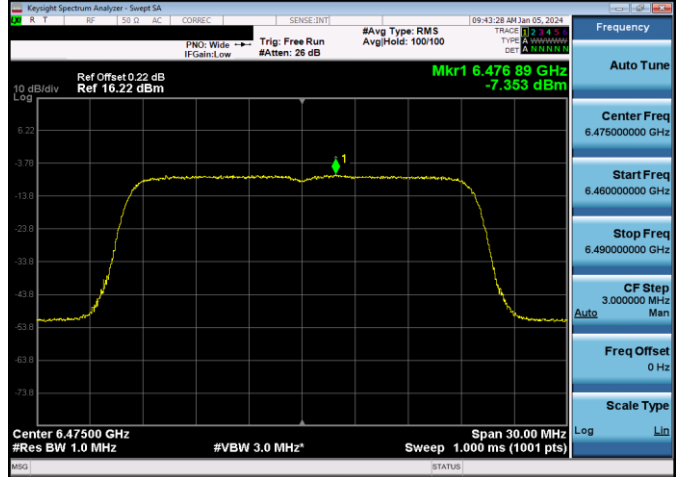


Plot 7-772. LPI Power Spectral Density Plot SDM Antenna WF7b (20MHz 802.11ax RU26 (UNII Band 6) – Ch. 105)

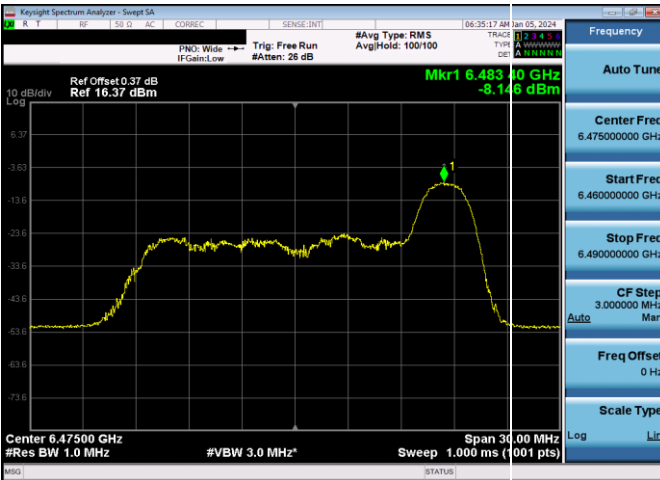
FCC ID: BCGA2898 IC: 579C-A2898		MEASUREMENT REPORT (CERTIFICATION)	Approved by: Technical Manager
Test Report S/N: 1C2311270065-14-R2.BCG	Test Dates: 12/1/2023 - 04/04/2024	EUT Type: Tablet Device	Page 240 of 617



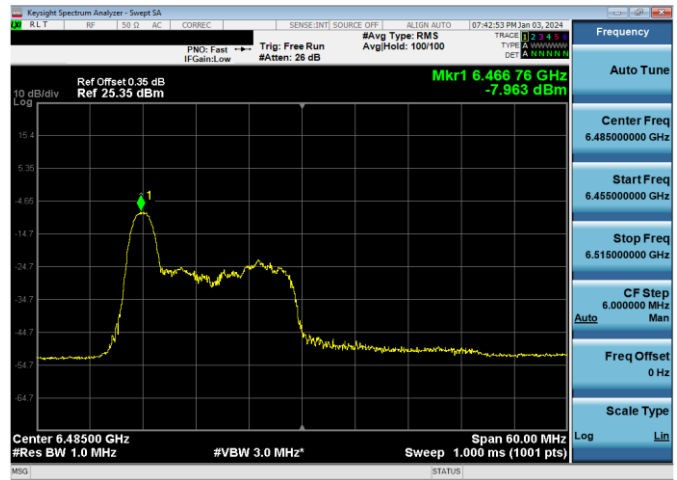
Plot 7-773. LPI Power Spectral Density Plot SDM Antenna WF2a (20MHz 802.11ax RU26 (UNII Band 6) – Ch. 105)



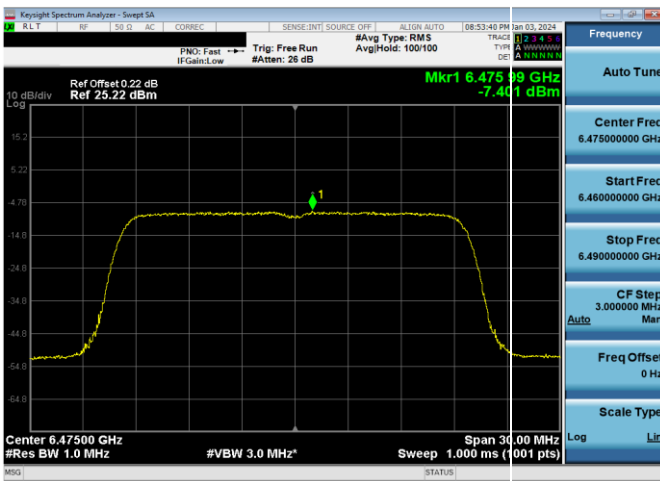
Plot 7-776. LPI Power Spectral Density Plot SDM Antenna WF7b (20MHz 802.11ax RU242 (UNII Band 6) – Ch. 105)



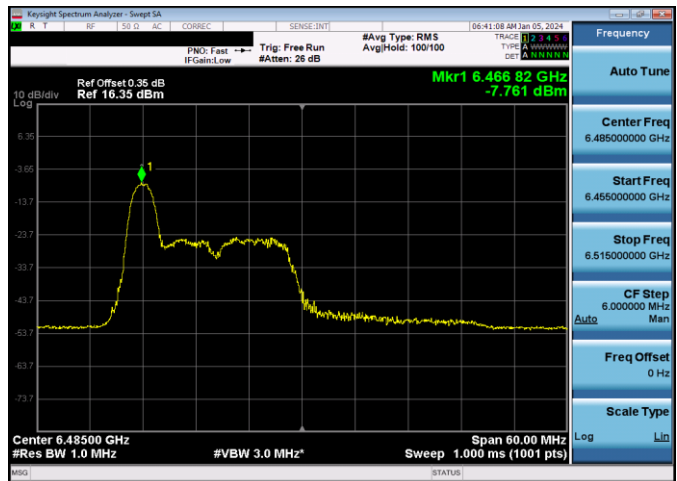
Plot 7-774. LPI Power Spectral Density Plot SDM Antenna WF7b (20MHz 802.11ax RU26 (UNII Band 6) – Ch. 105)



Plot 7-777. LPI Power Spectral Density Plot SDM Antenna WF2a (40MHz 802.11ax RU26 (UNII Band 6) – Ch. 107)

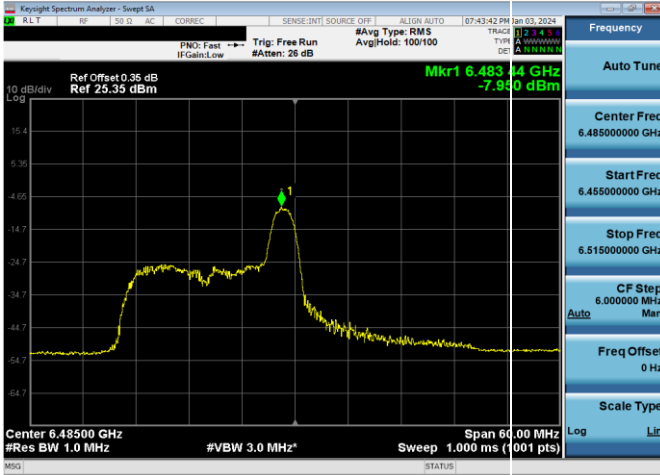


Plot 7-775. LPI Power Spectral Density Plot SDM Antenna WF2a (20MHz 802.11ax RU242 (UNII Band 6) – Ch. 105)

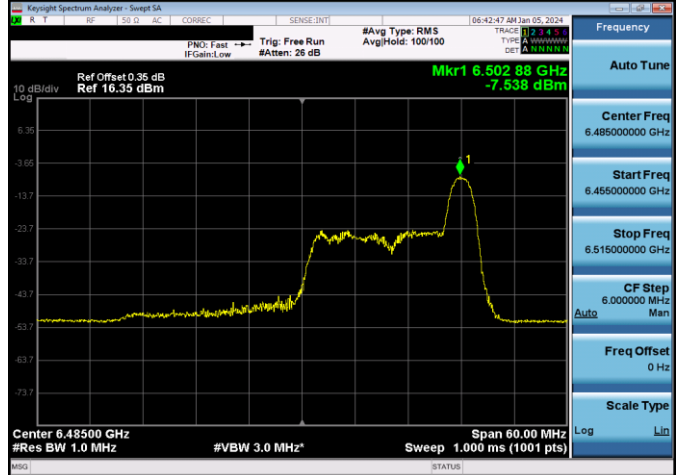


Plot 7-778. LPI Power Spectral Density Plot SDM Antenna WF7b (40MHz 802.11ax RU26 (UNII Band 6) – Ch. 107)

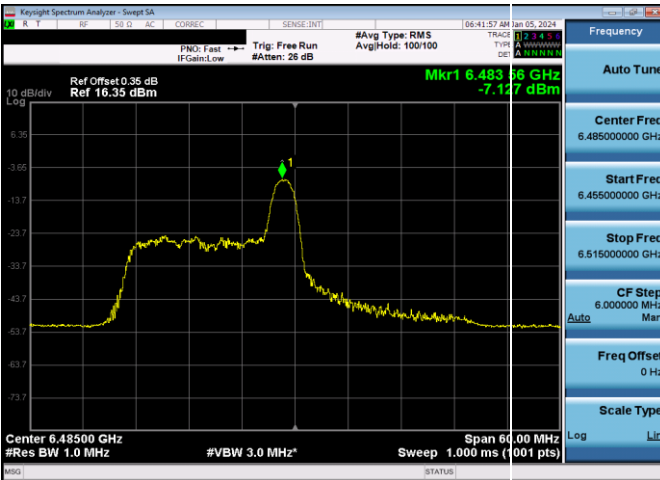
FCC ID: BCGA2898 IC: 579C-A2898		MEASUREMENT REPORT (CERTIFICATION)	Approved by: Technical Manager
Test Report S/N: 1C2311270065-14-R2.BCG	Test Dates: 12/1/2023 - 04/04/2024	EUT Type: Tablet Device	Page 241 of 617



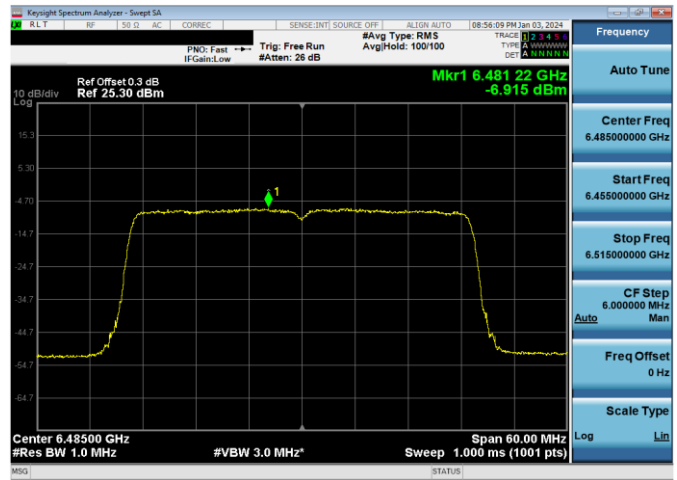
Plot 7-779. LPI Power Spectral Density Plot SDM Antenna WF2a (40MHz 802.11ax RU26 (UNII Band 6) – Ch. 107)



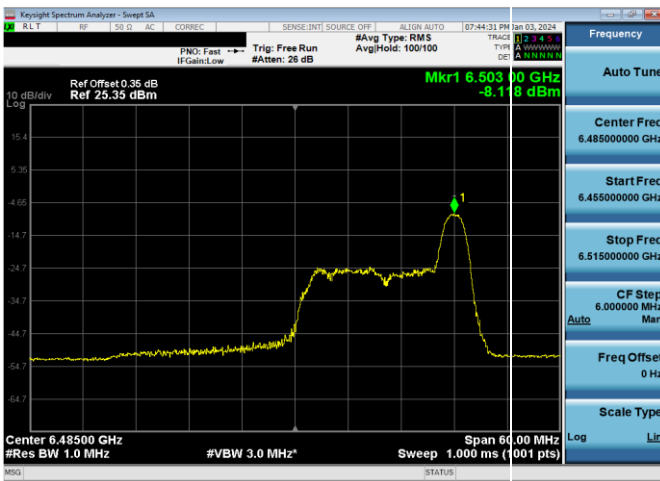
Plot 7-782. LPI Power Spectral Density Plot SDM Antenna WF7b (40MHz 802.11ax RU26 (UNII Band 6) – Ch. 107)



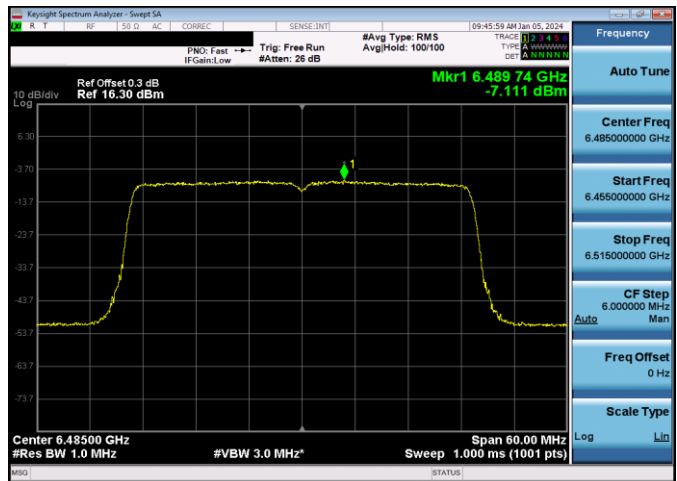
Plot 7-780. LPI Power Spectral Density Plot SDM Antenna WF7b (40MHz 802.11ax RU26 (UNII Band 6) – Ch. 107)



Plot 7-783. LPI Power Spectral Density Plot SDM Antenna WF2a (40MHz 802.11ax RU484 (UNII Band 6) – Ch. 107)

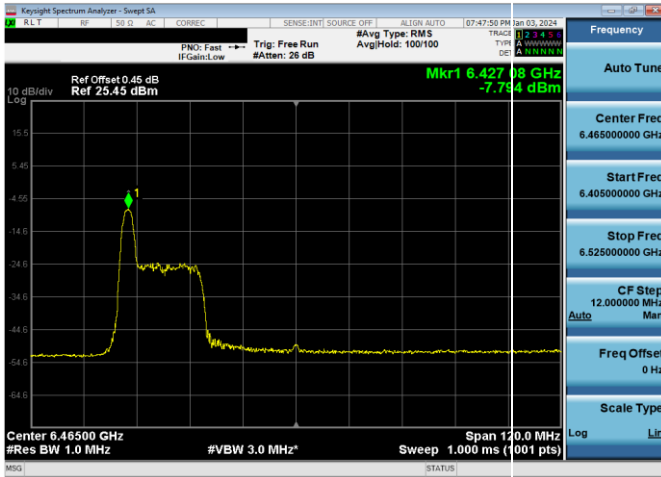


Plot 7-781. LPI Power Spectral Density Plot SDM Antenna WF2a (40MHz 802.11ax RU26 (UNII Band 6) – Ch. 107)

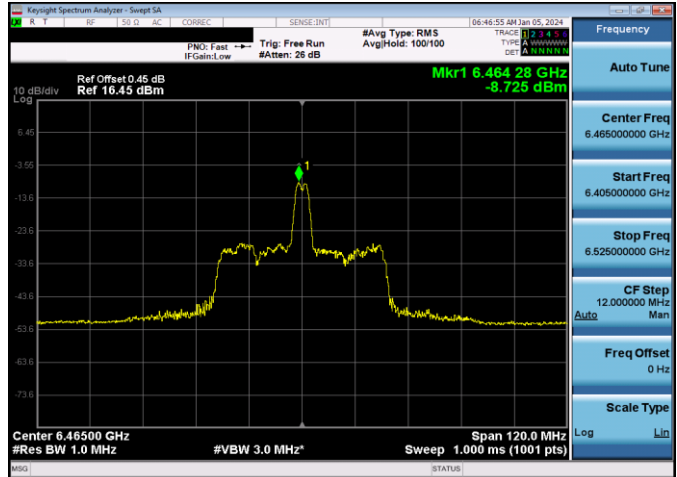


Plot 7-784. LPI Power Spectral Density Plot SDM Antenna WF7b (40MHz 802.11ax RU484 (UNII Band 6) – Ch. 107)

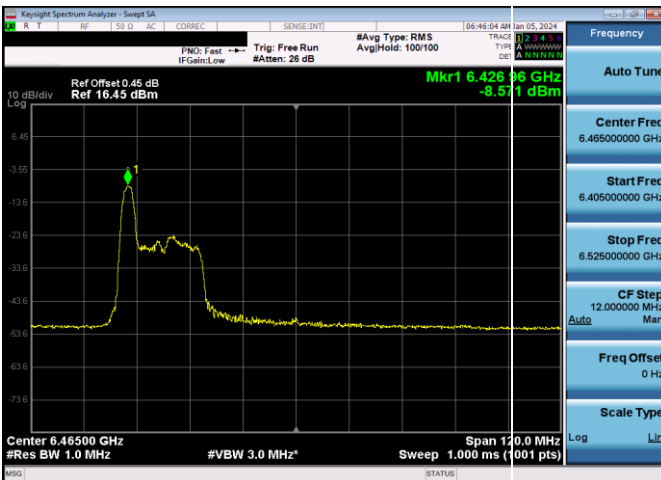
FCC ID: BCGA2898 IC: 579C-A2898		MEASUREMENT REPORT (CERTIFICATION)	Approved by: Technical Manager
Test Report S/N: 1C2311270065-14-R2.BCG	Test Dates: 12/1/2023 - 04/04/2024	EUT Type: Tablet Device	Page 242 of 617



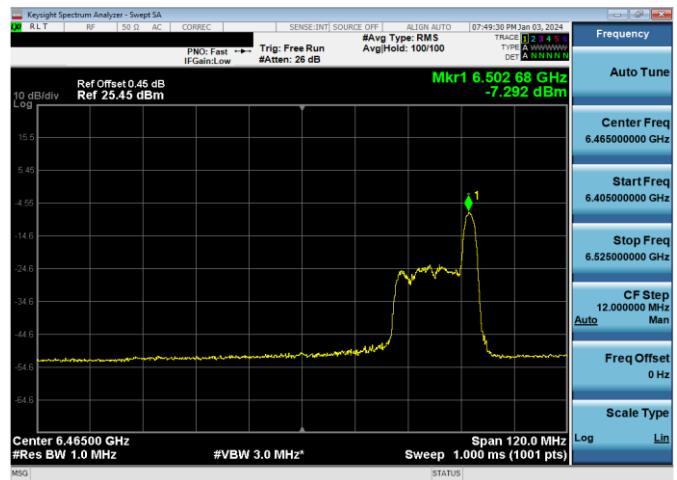
Plot 7-785. LPI Power Spectral Density Plot SDM Antenna WF2a (80MHz 802.11ax RU26 (UNII Band 6) – Ch. 103)



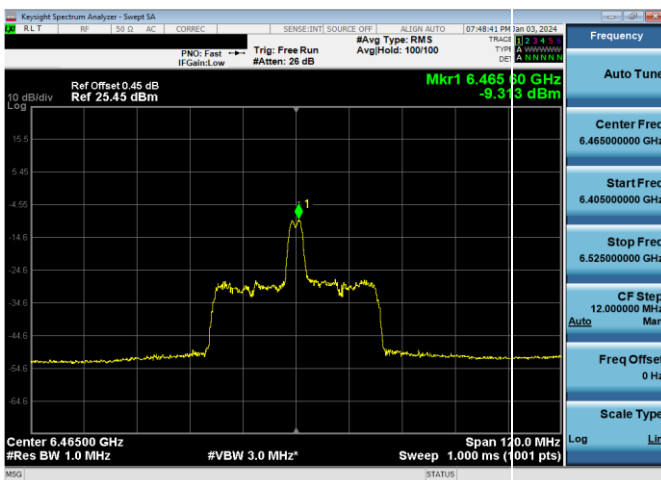
Plot 7-788. LPI Power Spectral Density Plot SDM Antenna WF7b (80MHz 802.11ax RU26 (UNII Band 6) – Ch. 103)



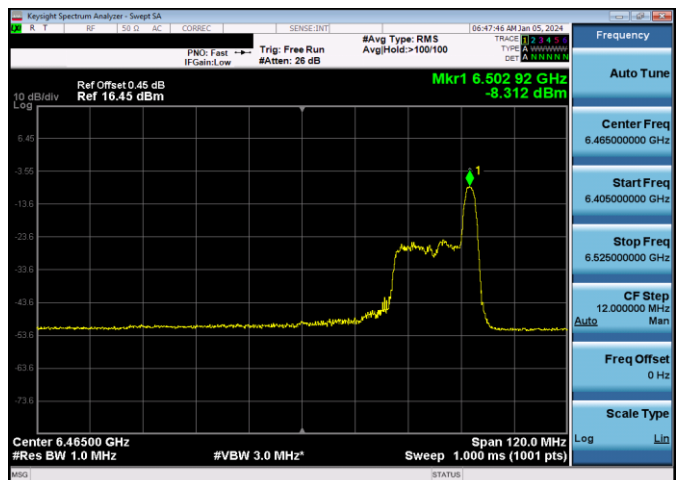
Plot 7-786. LPI Power Spectral Density Plot SDM Antenna WF7b (80MHz 802.11ax RU26 (UNII Band 6) – Ch. 103)



Plot 7-789. LPI Power Spectral Density Plot SDM Antenna WF2a (80MHz 802.11ax RU26 (UNII Band 6) – Ch. 103)

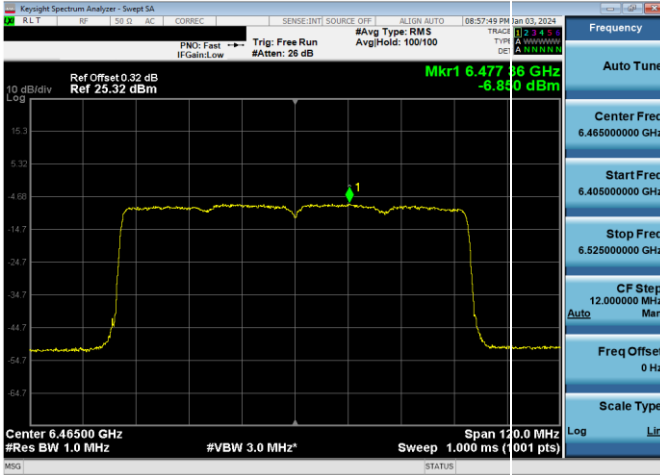


Plot 7-787. LPI Power Spectral Density Plot SDM Antenna WF2a (80MHz 802.11ax RU26 (UNII Band 6) – Ch. 103)

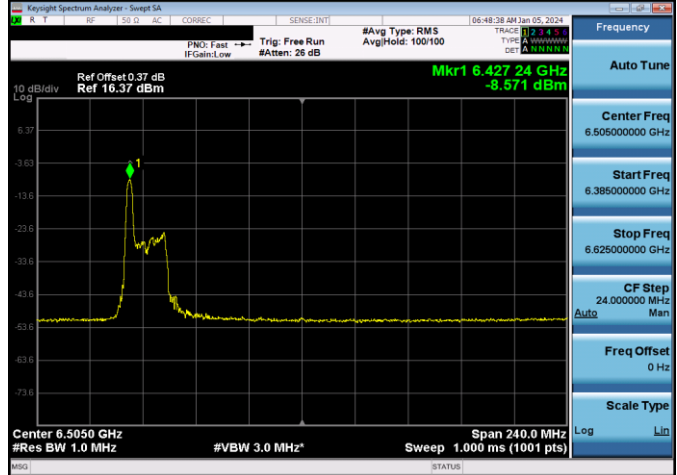


Plot 7-790. LPI Power Spectral Density Plot SDM Antenna WF7b (80MHz 802.11ax RU26 (UNII Band 6) – Ch. 103)

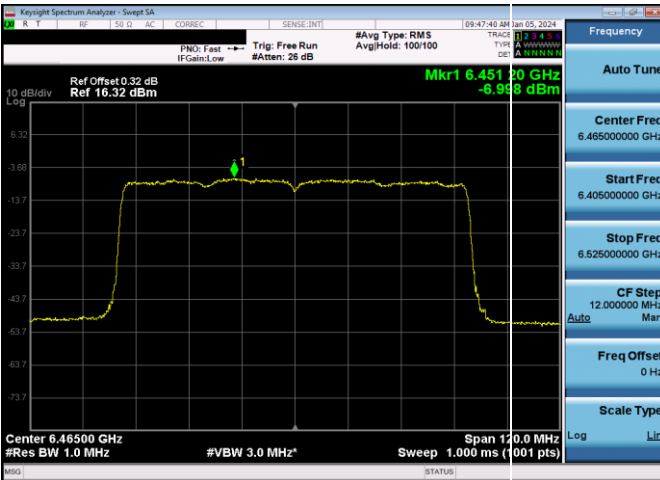
FCC ID: BCGA2898 IC: 579C-A2898		MEASUREMENT REPORT (CERTIFICATION)	Approved by: Technical Manager
Test Report S/N: 1C2311270065-14-R2.BCG	Test Dates: 12/1/2023 - 04/04/2024	EUT Type: Tablet Device	Page 243 of 617



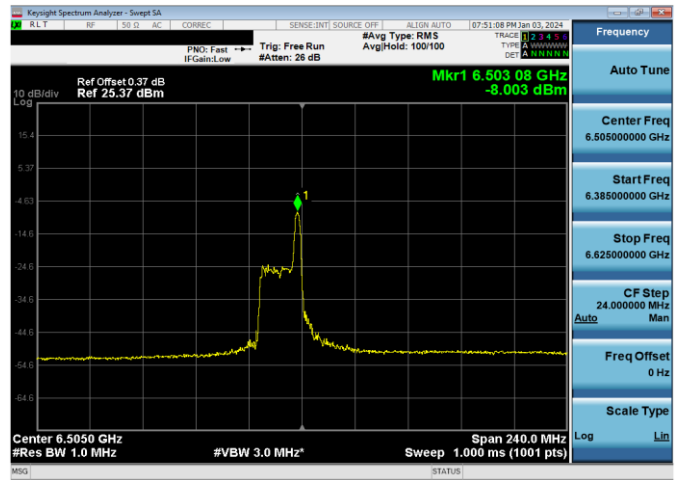
Plot 7-791. LPI Power Spectral Density Plot SDM Antenna WF2a (80MHz 802.11ax RU996 (UNII Band 6) – Ch. 103)



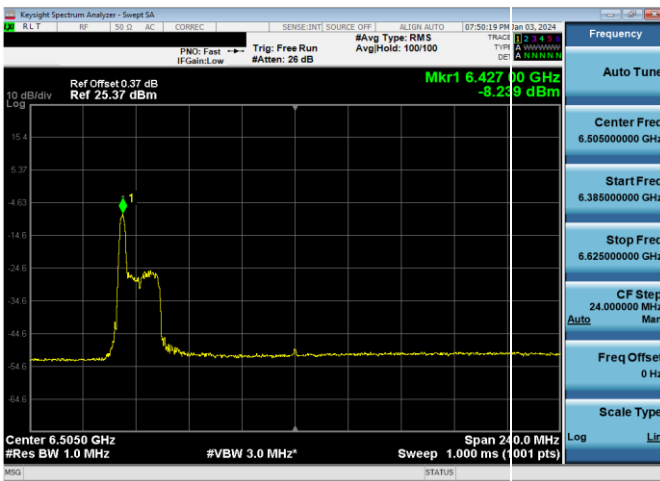
Plot 7-794. LPI Power Spectral Density Plot SDM Antenna WF7b (160MHz 802.11ax RU26 (UNII Band 6) – Ch. 111)



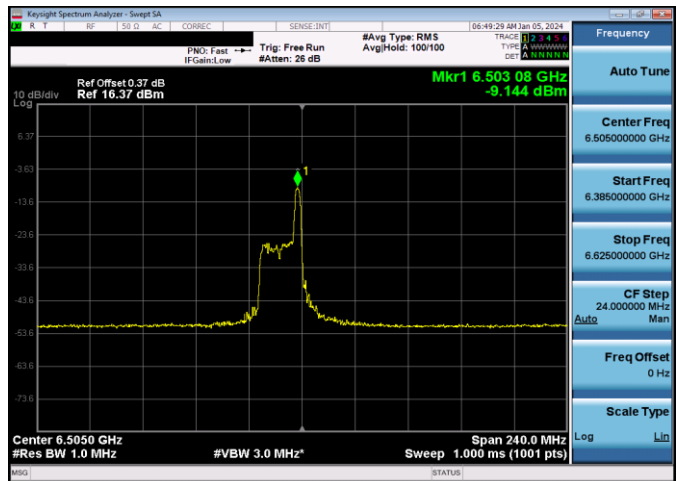
Plot 7-792. LPI Power Spectral Density Plot SDM Antenna WF7b (80MHz 802.11ax RU996 (UNII Band 6) – Ch. 103)



Plot 7-795. LPI Power Spectral Density Plot SDM Antenna WF2a (160MHz 802.11ax RU26 (UNII Band 6) – Ch. 111)

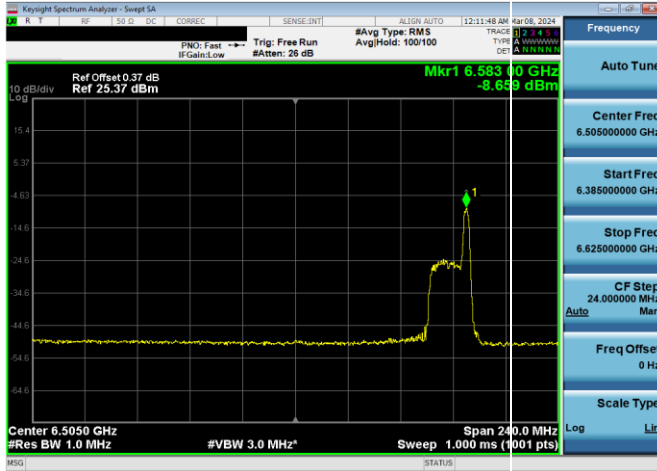


Plot 7-793. LPI Power Spectral Density Plot SDM Antenna WF2a (160MHz 802.11ax RU26 (UNII Band 6) – Ch. 111)

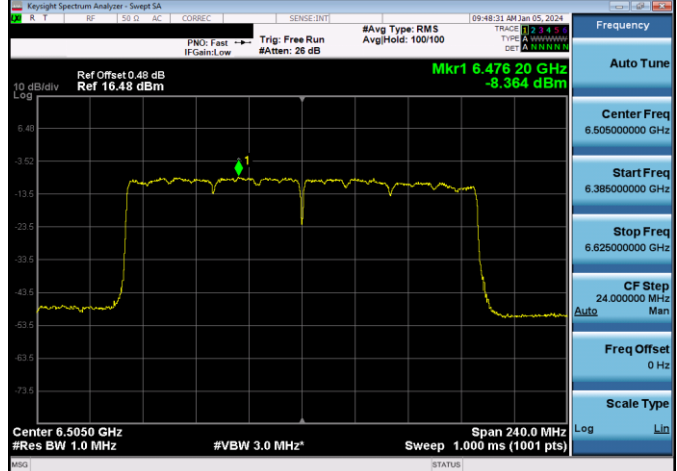


Plot 7-796. LPI Power Spectral Density Plot SDM Antenna WF7b (160MHz 802.11ax RU26 (UNII Band 6) – Ch. 111)

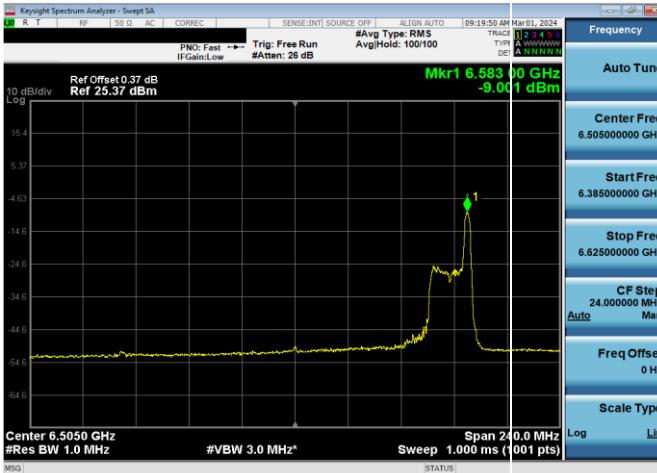
FCC ID: BCGA2898 IC: 579C-A2898		MEASUREMENT REPORT (CERTIFICATION)	Approved by: Technical Manager
Test Report S/N: 1C2311270065-14-R2.BCG	Test Dates: 12/1/2023 - 04/04/2024	EUT Type: Tablet Device	Page 244 of 617



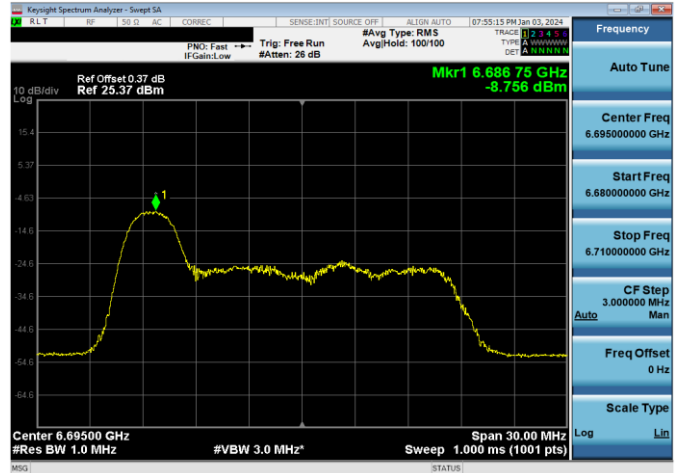
Plot 7-797. LPI Power Spectral Density Plot SDM Antenna WF2a (160MHz 802.11ax RU26 (UNII Band 6) – Ch. 111)



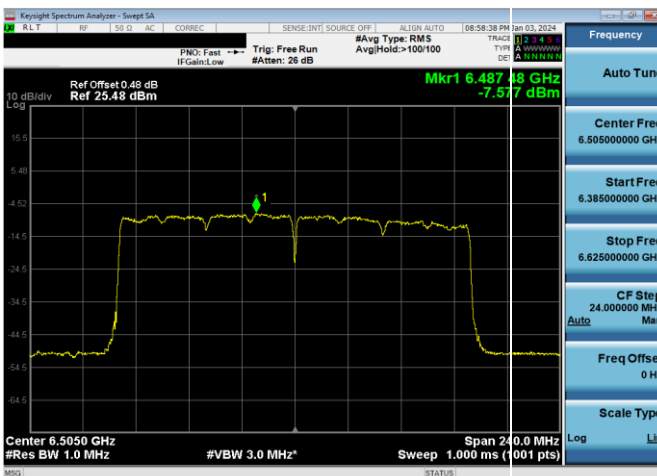
Plot 7-800. LPI Power Spectral Density Plot SDM Antenna WF7b (160MHz 802.11ax RU996x2 (UNII Band 6) – Ch. 111)



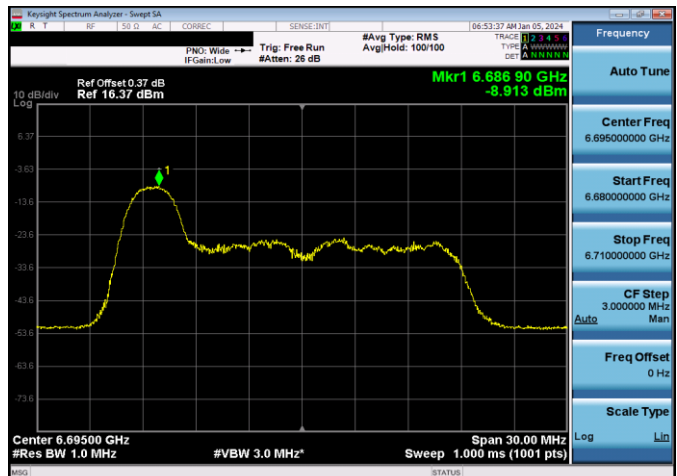
Plot 7-798. LPI Power Spectral Density Plot SDM Antenna WF7b (160MHz 802.11ax RU26 (UNII Band 6) – Ch. 111)



Plot 7-801. LPI Power Spectral Density Plot SDM Antenna WF2a (20MHz 802.11ax RU26 (UNII Band 7) – Ch. 149)

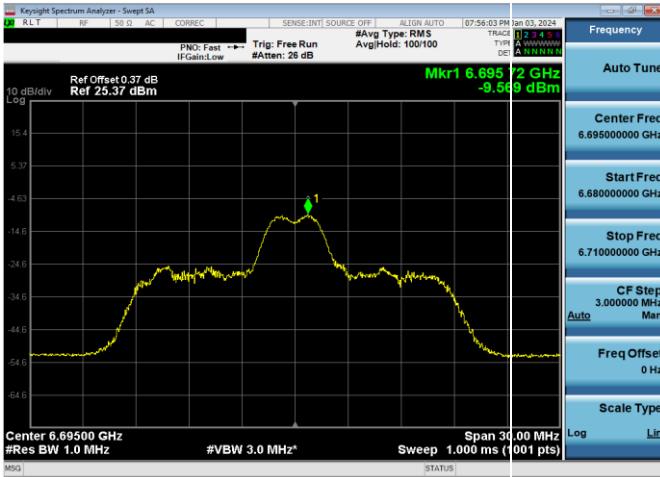


Plot 7-799. LPI Power Spectral Density Plot SDM Antenna WF2a (160MHz 802.11ax RU996x2 (UNII Band 6) – Ch. 111)

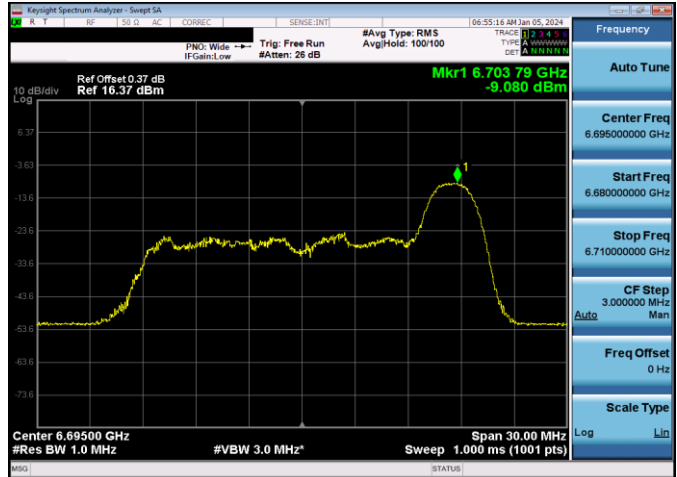


Plot 7-802. LPI Power Spectral Density Plot SDM Antenna WF7b (20MHz 802.11ax RU26 (UNII Band 7) – Ch. 149)

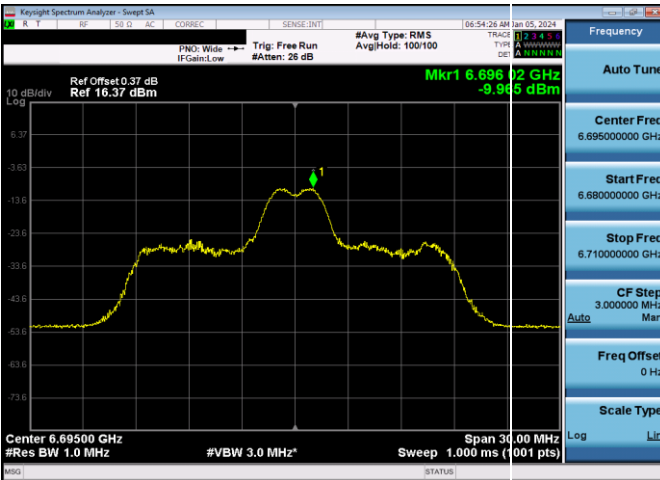
FCC ID: BCGA2898 IC: 579C-A2898		MEASUREMENT REPORT (CERTIFICATION)	Approved by: Technical Manager
Test Report S/N: 1C2311270065-14-R2.BCG	Test Dates: 12/1/2023 - 04/04/2024	EUT Type: Tablet Device	Page 245 of 617



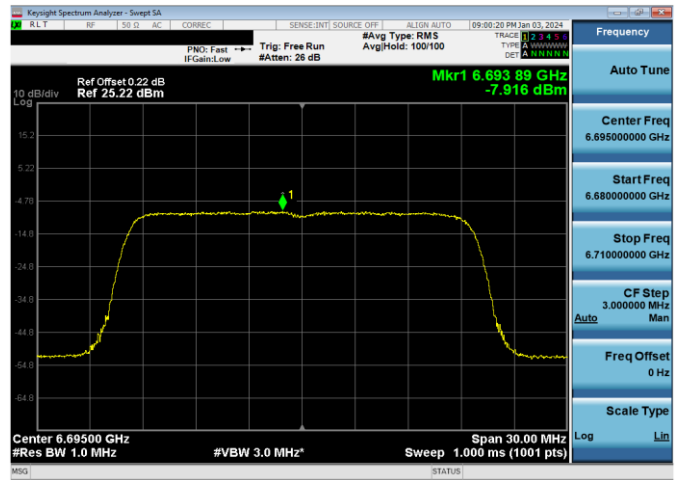
Plot 7-803. LPI Power Spectral Density Plot SDM Antenna WF2a (20MHz 802.11ax RU26 (UNII Band 7) – Ch. 149)



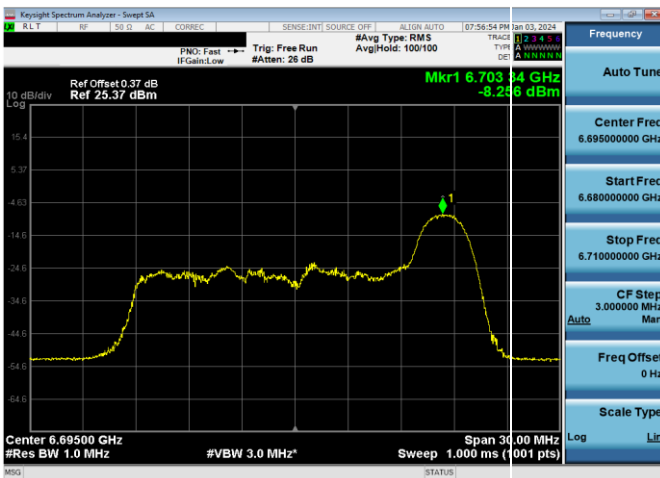
Plot 7-806. LPI Power Spectral Density Plot SDM Antenna WF7b (20MHz 802.11ax RU26 (UNII Band 7) – Ch. 149)



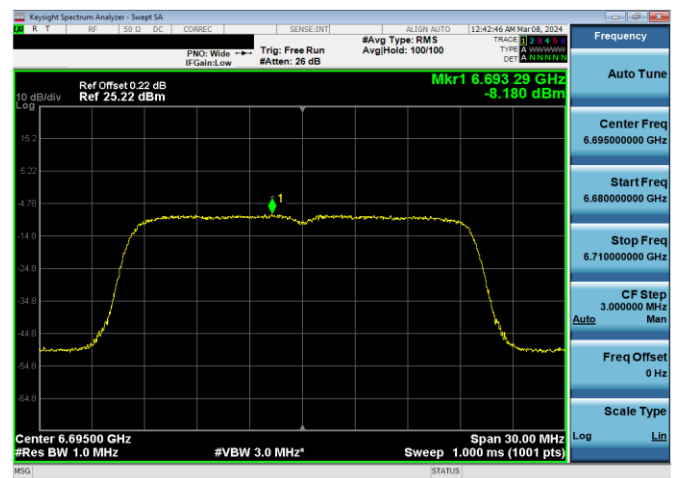
Plot 7-804. LPI Power Spectral Density Plot SDM Antenna WF7b (20MHz 802.11ax RU26 (UNII Band 7) – Ch. 149)



Plot 7-807. LPI Power Spectral Density Plot SDM Antenna WF2a (20MHz 802.11ax RU242 (UNII Band 7) – Ch. 149)



Plot 7-805. LPI Power Spectral Density Plot SDM Antenna WF2a (20MHz 802.11ax RU26 (UNII Band 7) – Ch. 149)



Plot 7-808. LPI Power Spectral Density Plot SDM Antenna WF7b (20MHz 802.11ax RU242 (UNII Band 7) – Ch. 149)

FCC ID: BCGA2898 IC: 579C-A2898		MEASUREMENT REPORT (CERTIFICATION)	Approved by: Technical Manager
Test Report S/N: 1C2311270065-14-R2.BCG	Test Dates: 12/1/2023 - 04/04/2024	EUT Type: Tablet Device	Page 246 of 617