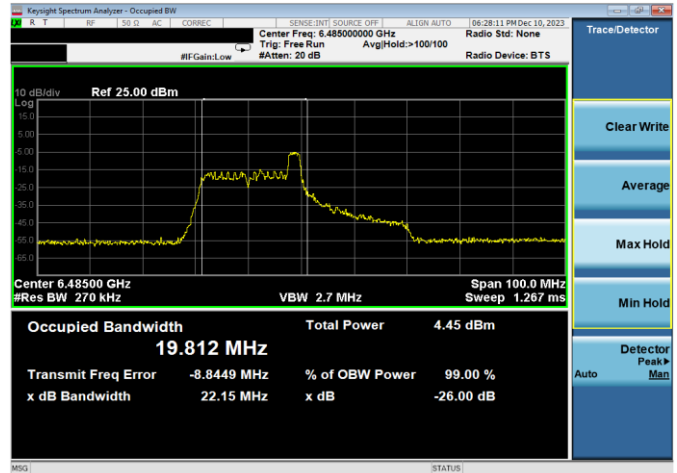
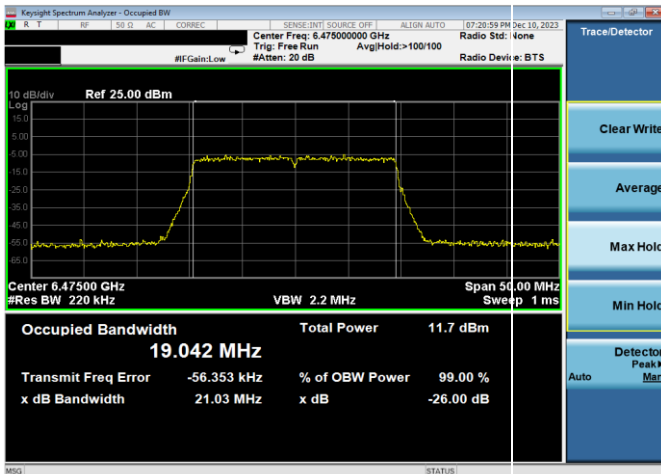


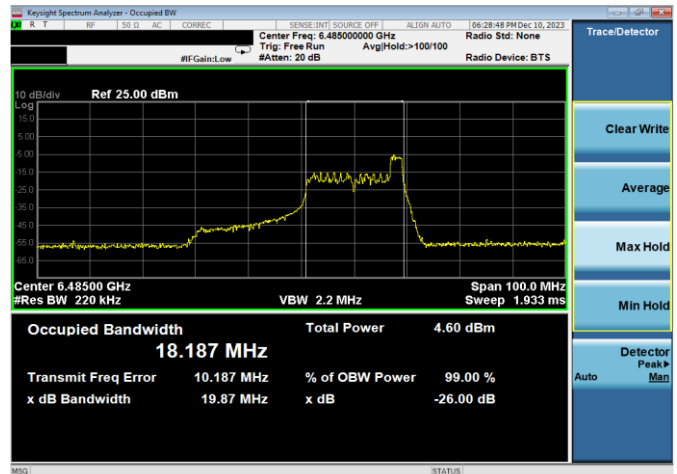
Plot 7-147. 26dB & 99% Bandwidth Plot Antenna WF7b (20MHz 802.11ax RU26 (UNII Band 6) – Ch. 105)



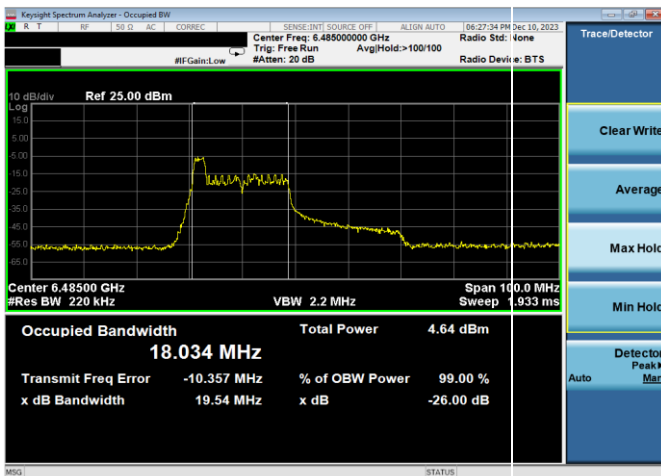
Plot 7-150. 26dB & 99% Bandwidth Plot Antenna WF7b (40MHz 802.11ax RU26 (UNII Band 6) – Ch. 107)



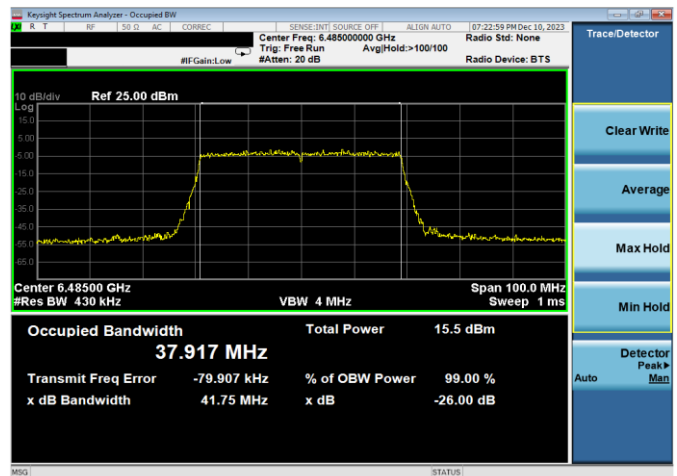
Plot 7-148. 26dB & 99% Bandwidth Plot Antenna WF7b (20MHz 802.11ax RU242 (UNII Band 6) – Ch. 105)



Plot 7-151. 26dB & 99% Bandwidth Plot Antenna WF7b (40MHz 802.11ax RU26 (UNII Band 6) – Ch. 107)

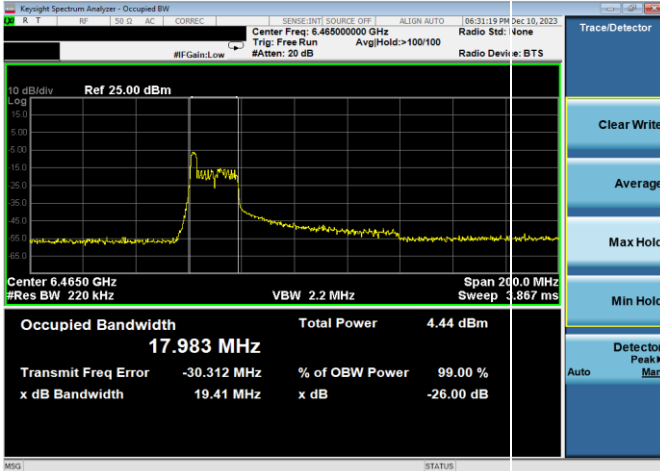


Plot 7-149. 26dB & 99% Bandwidth Plot Antenna WF7b (40MHz 802.11ax RU26 (UNII Band 6) – Ch. 107)

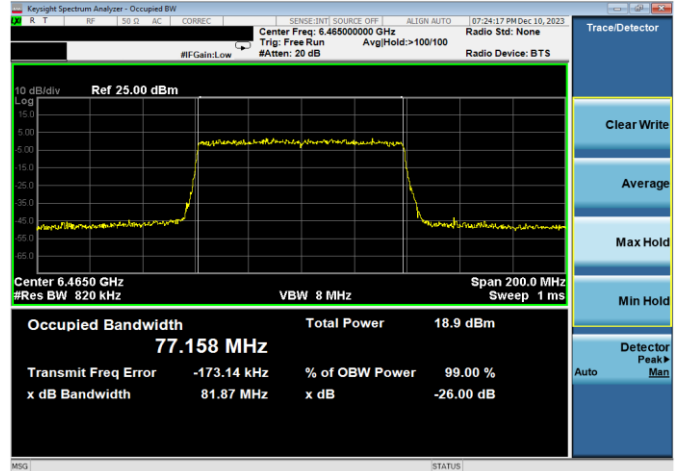


Plot 7-152. 26dB & 99% Bandwidth Plot Antenna WF7b (40MHz 802.11ax RU484 (UNII Band 6) – Ch. 107)

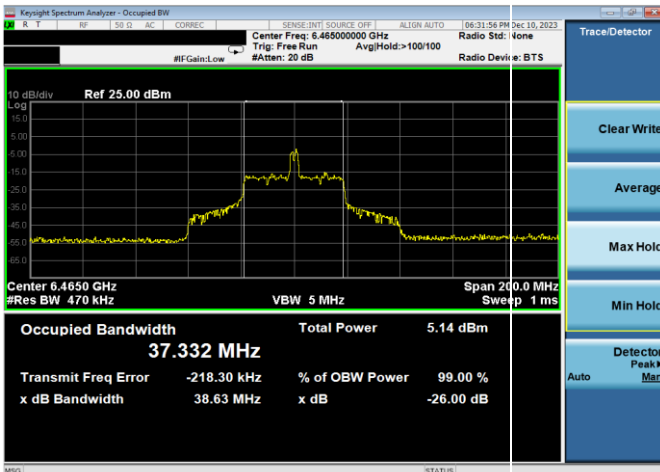
FCC ID: BCGA2898 IC: 579C-A2898		MEASUREMENT REPORT (CERTIFICATION)	Approved by: Technical Manager
Test Report S/N: 1C2311270065-14-R2.BCG	Test Dates: 12/1/2023 - 04/04/2024	EUT Type: Tablet Device	Page 53 of 617



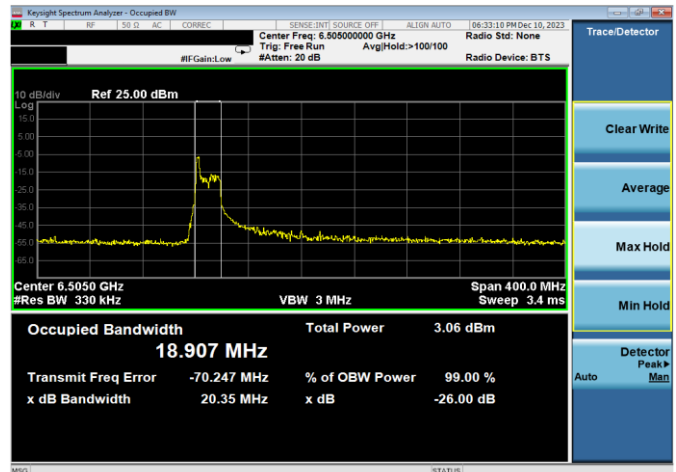
Plot 7-153. 26dB & 99% Bandwidth Plot Antenna WF7b (80MHz 802.11ax RU26 (UNII Band 6) – Ch. 103)



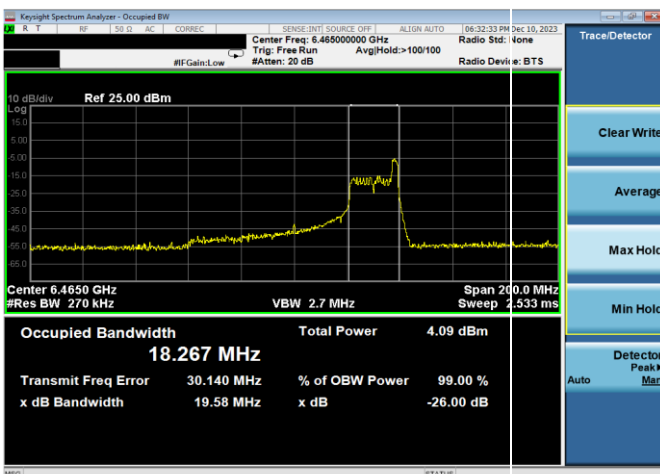
Plot 7-156. 26dB & 99% Bandwidth Plot Antenna WF7b (80MHz 802.11ax RU996 (UNII Band 6) – Ch. 103)



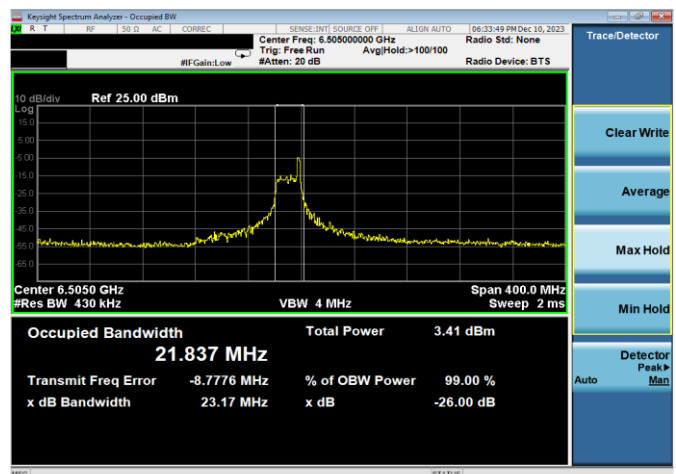
Plot 7-154. 26dB & 99% Bandwidth Plot Antenna WF7b (80MHz 802.11ax RU26 (UNII Band 6) – Ch. 103)



Plot 7-157. 26dB & 99% Bandwidth Plot Antenna WF7b (160MHz 802.11ax RU26 (UNII Band 6) – Ch. 111)

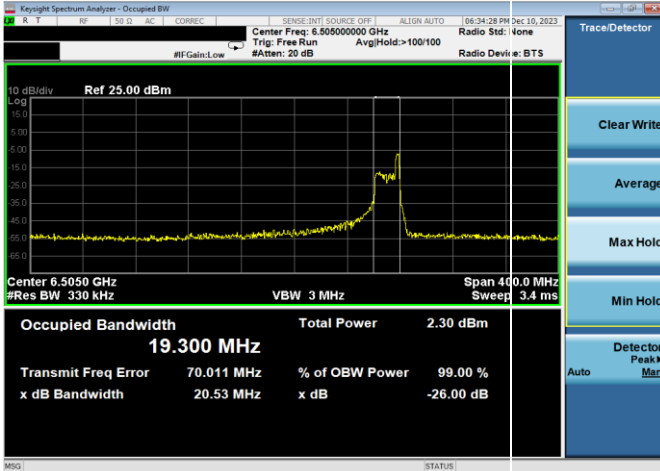


Plot 7-155. 26dB & 99% Bandwidth Plot Antenna WF7b (80MHz 802.11ax RU26 (UNII Band 6) – Ch. 103)

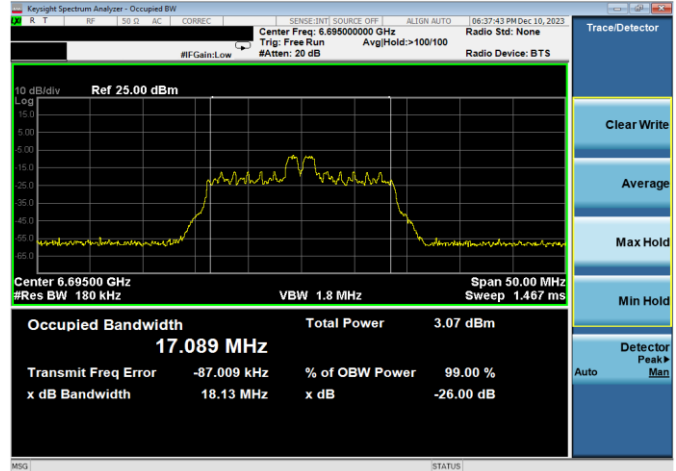


Plot 7-158. 26dB & 99% Bandwidth Plot Antenna WF7b (160MHz 802.11ax RU26 (UNII Band 6) – Ch. 111)

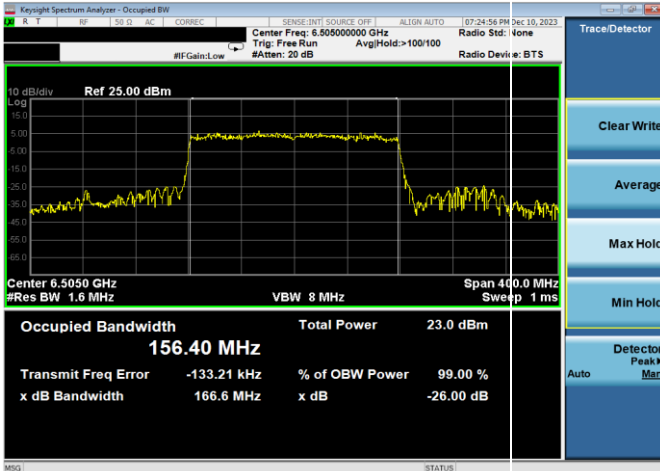
FCC ID: BCGA2898 IC: 579C-A2898		<b>MEASUREMENT REPORT (CERTIFICATION)</b>	Approved by: Technical Manager
Test Report S/N: 1C2311270065-14-R2.BCG			Test Dates: 12/1/2023 - 04/04/2024



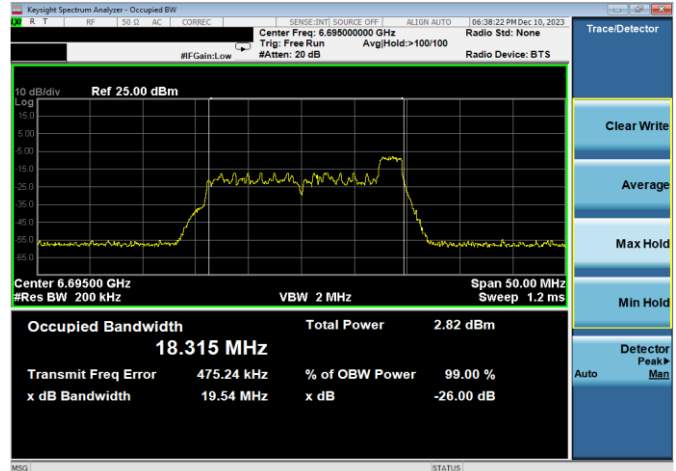
Plot 7-159. 26dB & 99% Bandwidth Plot Antenna WF7b (160MHz 802.11ax RU26 (UNII Band 6) – Ch. 111)



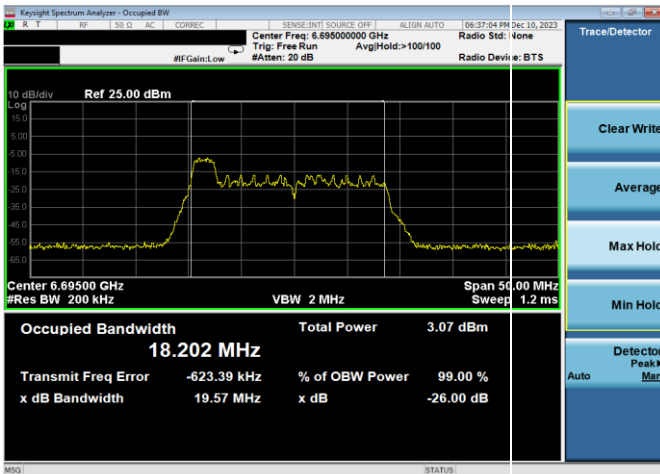
Plot 7-162. 26dB & 99% Bandwidth Plot Antenna WF7b (20MHz 802.11ax RU26 (UNII Band 7) – Ch. 149)



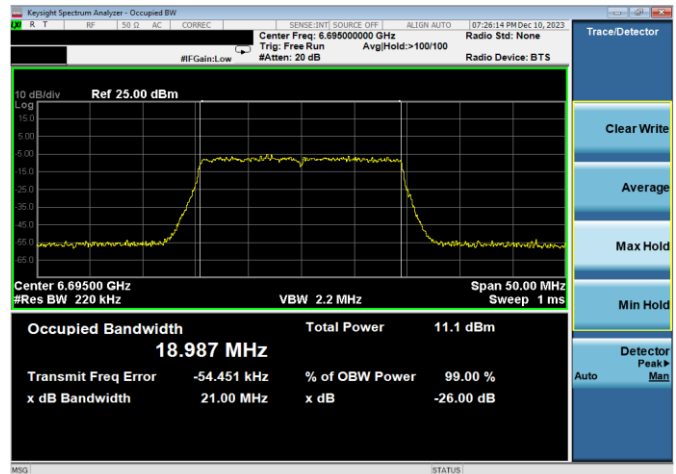
Plot 7-160. 26dB & 99% Bandwidth Plot Antenna WF7b (160MHz 802.11ax RU996x2 (UNII Band 6) – Ch. 111)



Plot 7-163. 26dB & 99% Bandwidth Plot Antenna WF7b (20MHz 802.11ax RU26 (UNII Band 7) – Ch. 149)

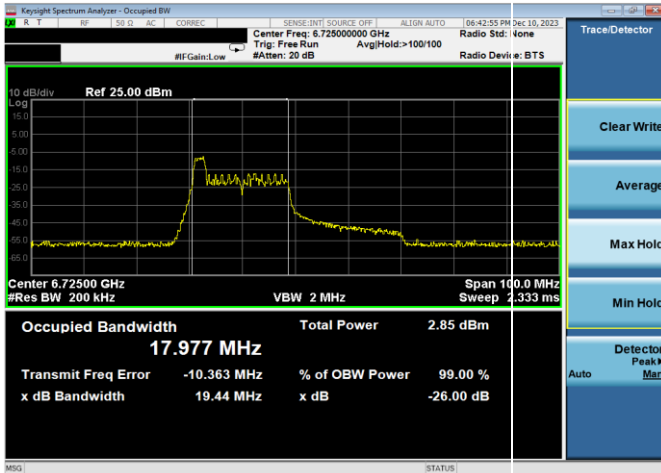


Plot 7-161. 26dB & 99% Bandwidth Plot Antenna WF7b (20MHz 802.11ax RU26 (UNII Band 7) – Ch. 149)

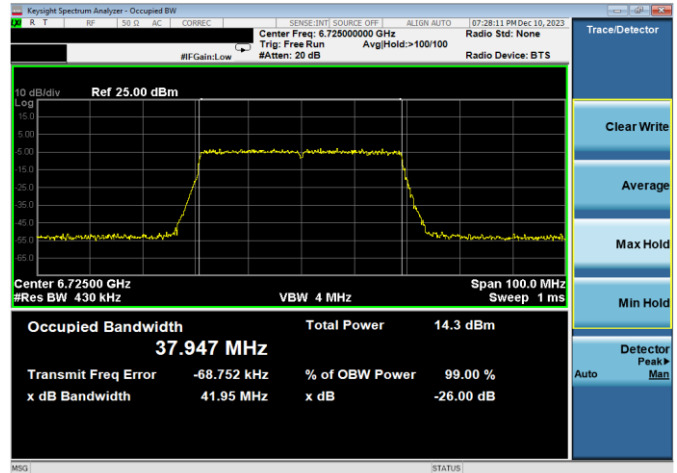


Plot 7-164. 26dB & 99% Bandwidth Plot Antenna WF7b (20MHz 802.11ax RU242 (UNII Band 7) – Ch. 149)

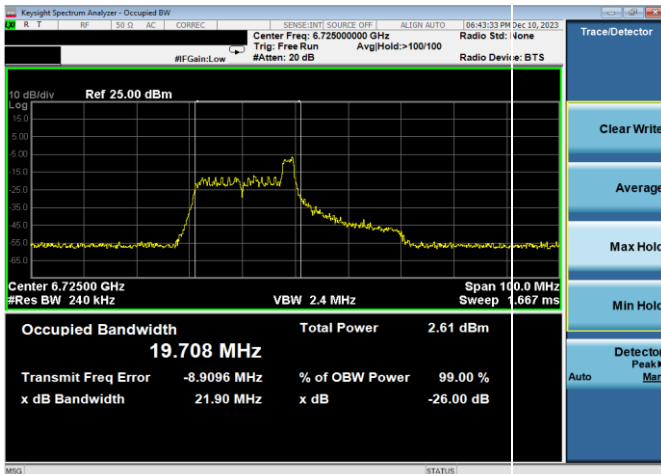
FCC ID: BCGA2898 IC: 579C-A2898		MEASUREMENT REPORT (CERTIFICATION)	Approved by: Technical Manager
Test Report S/N: 1C2311270065-14-R2.BCG	Test Dates: 12/1/2023 - 04/04/2024	EUT Type: Tablet Device	Page 55 of 617



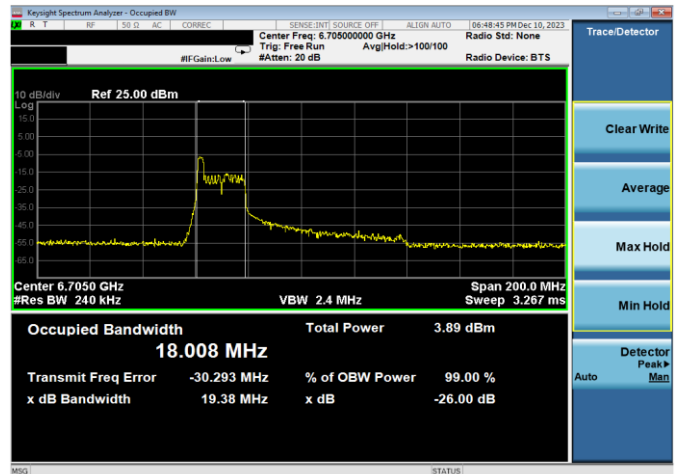
Plot 7-165. 26dB & 99% Bandwidth Plot Antenna WF7b (40MHz 802.11ax RU26 (UNII Band 7) – Ch. 155)



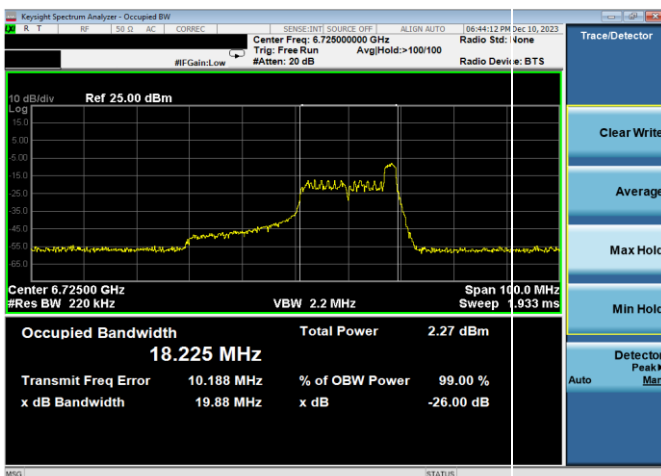
Plot 7-168. 26dB & 99% Bandwidth Plot Antenna WF7b (40MHz 802.11ax RU484 (UNII Band 7) – Ch. 155)



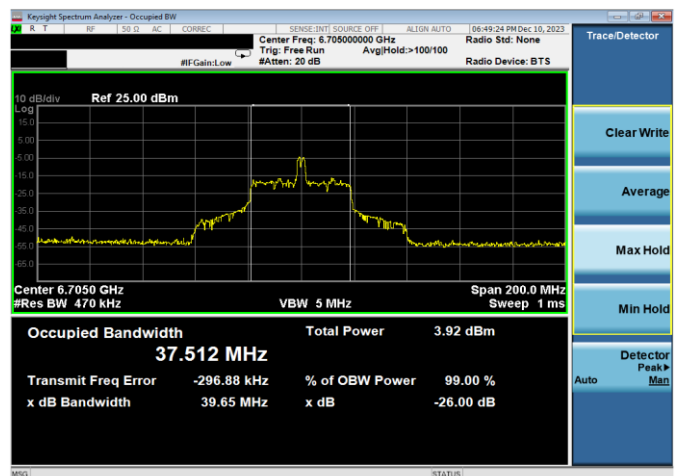
Plot 7-166. 26dB & 99% Bandwidth Plot Antenna WF7b (40MHz 802.11ax RU26 (UNII Band 7) – Ch. 155)



Plot 7-169. 26dB & 99% Bandwidth Plot Antenna WF7b (80MHz 802.11ax RU26 (UNII Band 7) – Ch. 151)

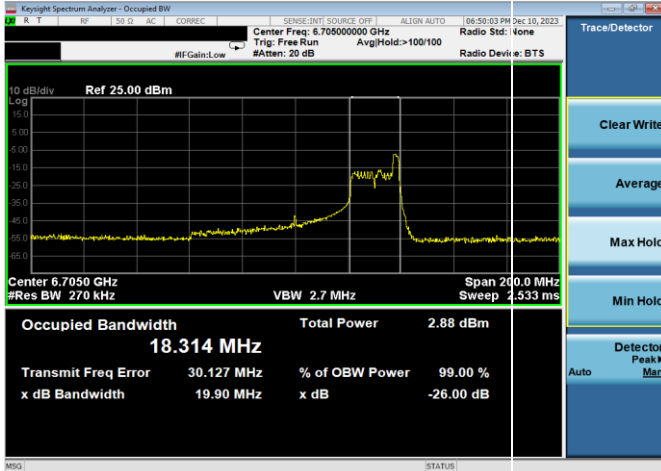


Plot 7-167. 26dB & 99% Bandwidth Plot Antenna WF7b (40MHz 802.11ax RU26 (UNII Band 7) – Ch. 155)

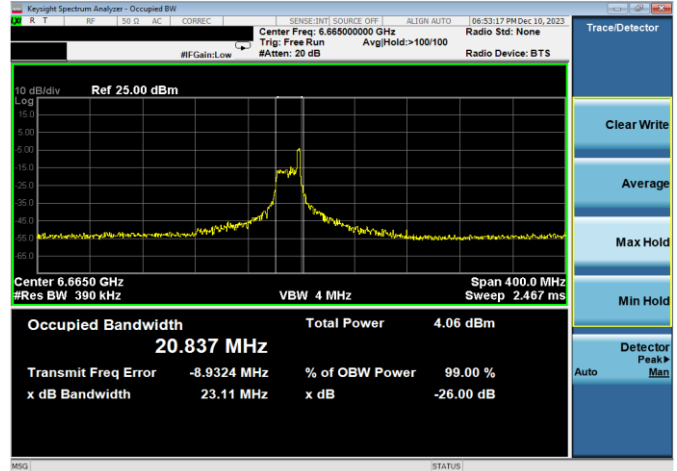


Plot 7-170. 26dB & 99% Bandwidth Plot Antenna WF7b (80MHz 802.11ax RU26 (UNII Band 7) – Ch. 151)

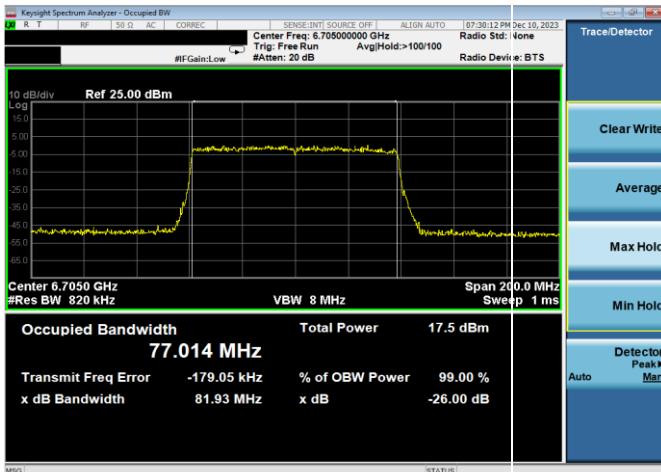
FCC ID: BCGA2898 IC: 579C-A2898		<b>MEASUREMENT REPORT (CERTIFICATION)</b>	Approved by: Technical Manager
Test Report S/N: 1C2311270065-14-R2.BCG			Test Dates: 12/1/2023 - 04/04/2024



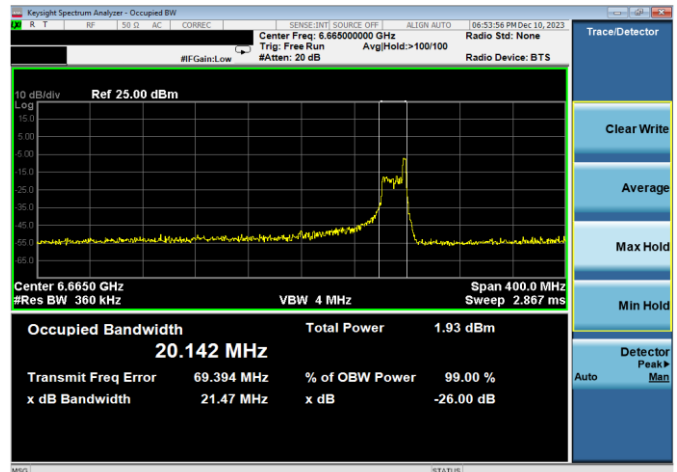
Plot 7-171. 26dB & 99% Bandwidth Plot Antenna WF7b (80MHz 802.11ax RU26 (UNII Band 7) – Ch. 151)



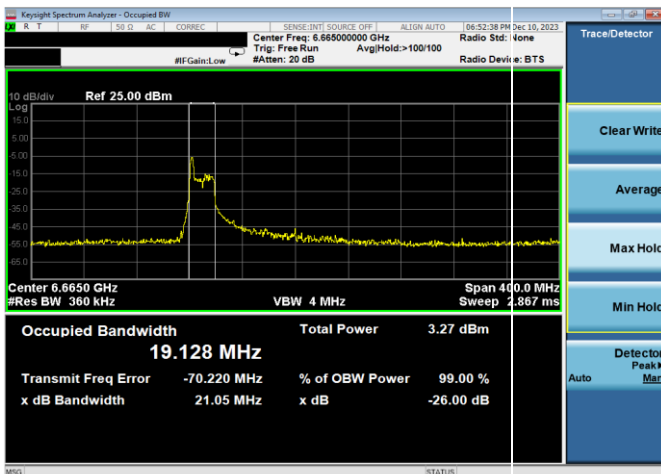
Plot 7-174. 26dB & 99% Bandwidth Plot Antenna WF7b (160MHz 802.11ax RU26 (UNII Band 7) – Ch. 143)



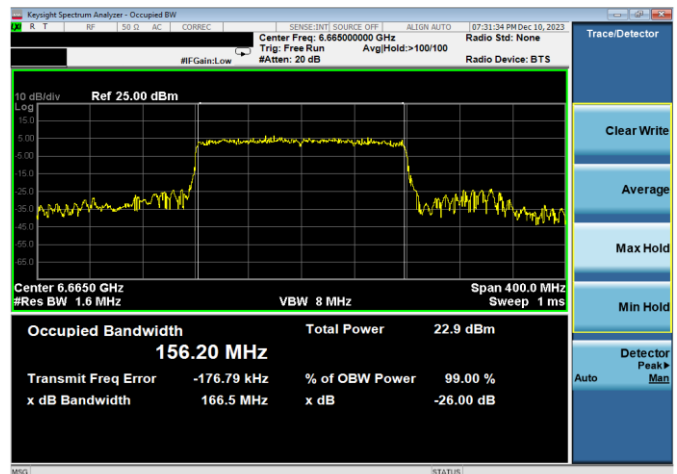
Plot 7-172. 26dB & 99% Bandwidth Plot Antenna WF7b (80MHz 802.11ax RU996 (UNII Band 7) – Ch. 151)



Plot 7-175. 26dB & 99% Bandwidth Plot Antenna WF7b (160MHz 802.11ax RU26 (UNII Band 7) – Ch. 143)

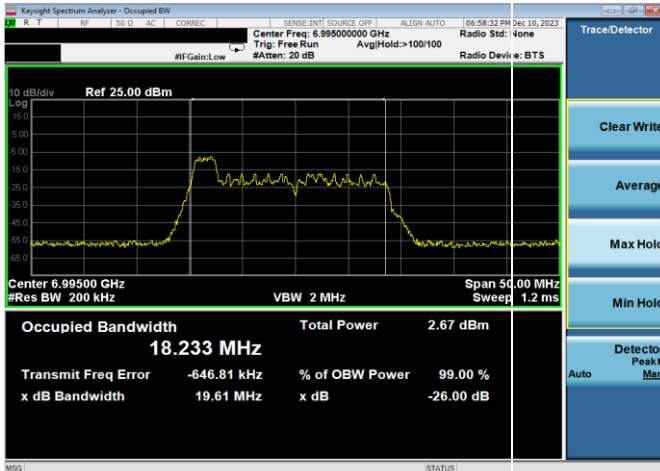


Plot 7-173. 26dB & 99% Bandwidth Plot Antenna WF7b (160MHz 802.11ax RU26 (UNII Band 7) – Ch. 143)

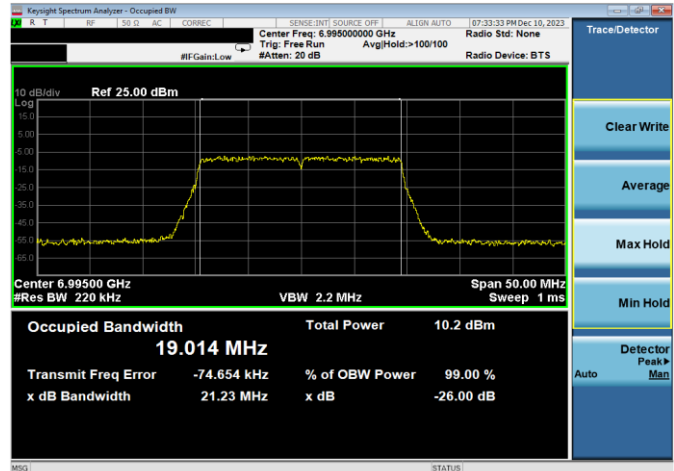


Plot 7-176. 26dB & 99% Bandwidth Plot Antenna WF7b (160MHz 802.11ax RU996x2 (UNII Band 7) – Ch. 143)

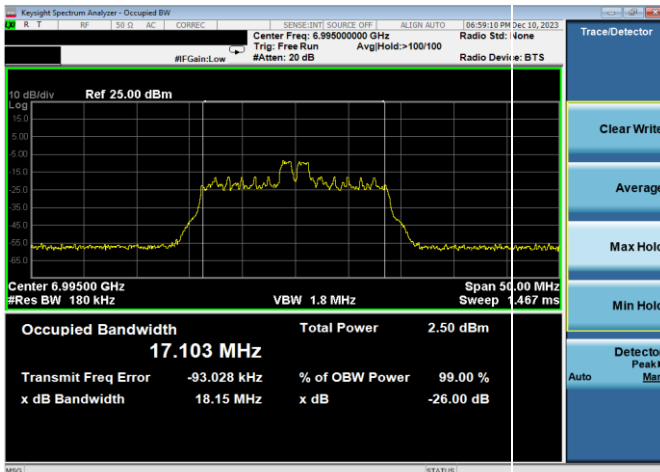
FCC ID: BCGA2898 IC: 579C-A2898		MEASUREMENT REPORT (CERTIFICATION)	Approved by: Technical Manager
Test Report S/N: 1C2311270065-14-R2.BCG	Test Dates: 12/1/2023 - 04/04/2024	EUT Type: Tablet Device	Page 57 of 617



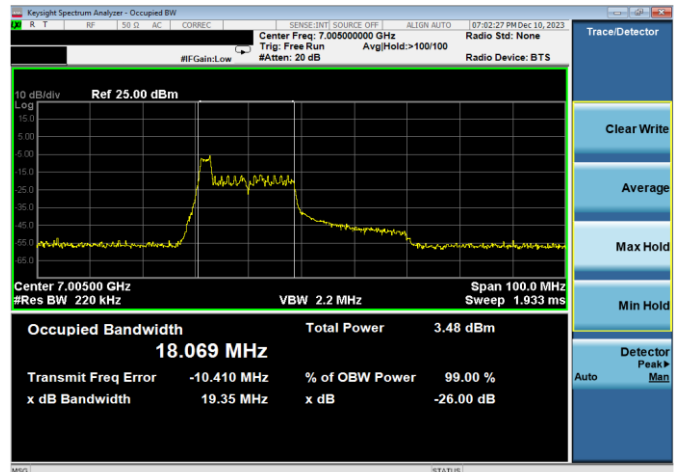
Plot 7-177. 26dB & 99% Bandwidth Plot Antenna WF7b (20MHz 802.11ax RU26 (UNII Band 8) – Ch. 209)



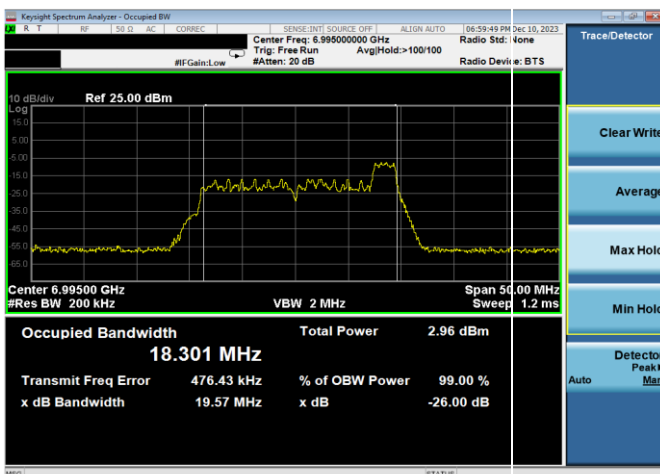
Plot 7-180. 26dB & 99% Bandwidth Plot Antenna WF7b (20MHz 802.11ax RU242 (UNII Band 8) – Ch. 209)



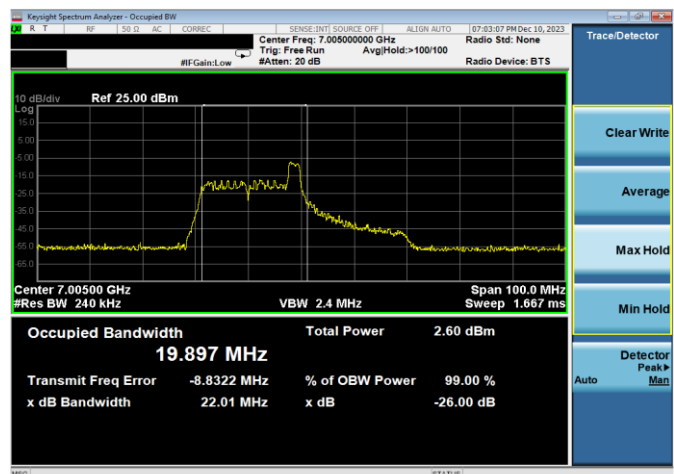
Plot 7-178. 26dB & 99% Bandwidth Plot Antenna WF7b (20MHz 802.11ax RU26 (UNII Band 8) – Ch. 209)



Plot 7-181. 26dB & 99% Bandwidth Plot Antenna WF7b (40MHz 802.11ax RU26 (UNII Band 8) – Ch. 211)

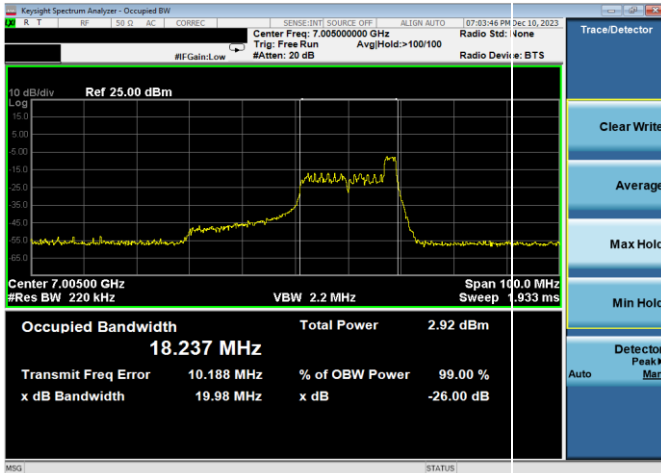


Plot 7-179. 26dB & 99% Bandwidth Plot Antenna WF7b (20MHz 802.11ax RU26 (UNII Band 8) – Ch. 209)

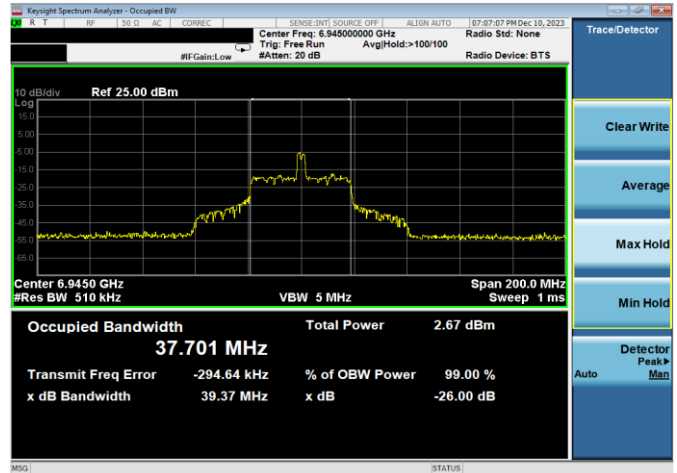


Plot 7-182. 26dB & 99% Bandwidth Plot Antenna WF7b (40MHz 802.11ax RU26 (UNII Band 8) – Ch. 211)

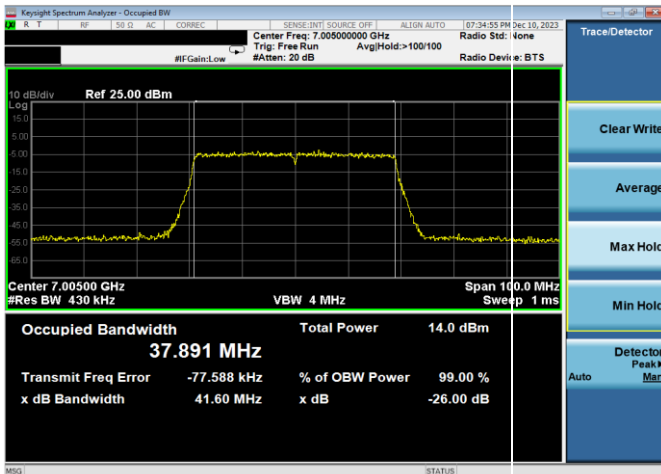
FCC ID: BCGA2898 IC: 579C-A2898		MEASUREMENT REPORT (CERTIFICATION)	Approved by: Technical Manager
Test Report S/N: 1C2311270065-14-R2.BCG	Test Dates: 12/1/2023 - 04/04/2024	EUT Type: Tablet Device	Page 58 of 617



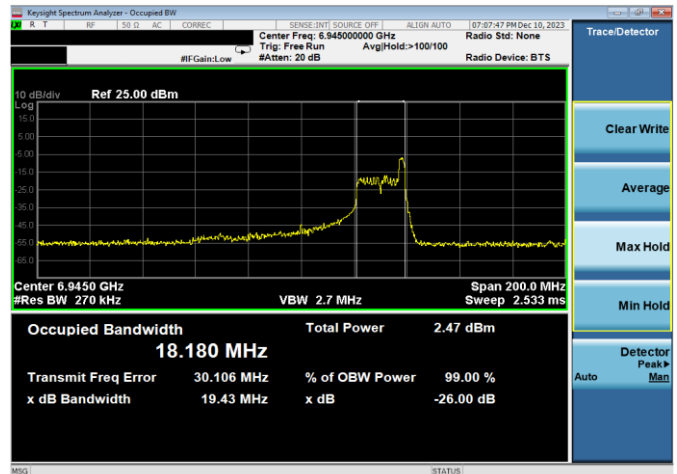
Plot 7-183. 26dB & 99% Bandwidth Plot Antenna WF7b (40MHz 802.11ax RU26 (UNII Band 8) – Ch. 211)



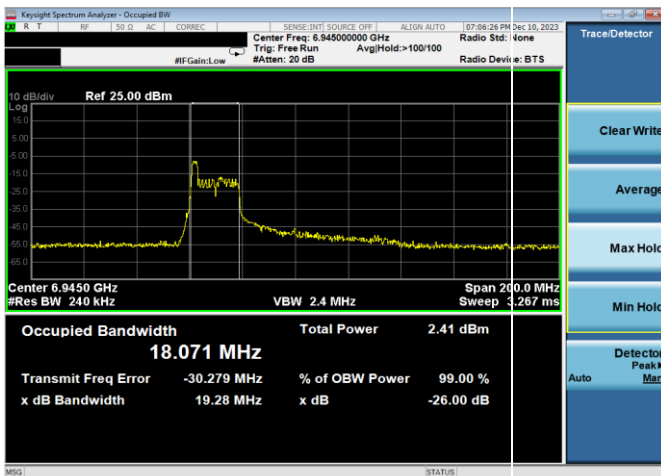
Plot 7-186. 26dB & 99% Bandwidth Plot Antenna WF7b (80MHz 802.11ax RU26 (UNII Band 8) – Ch. 199)



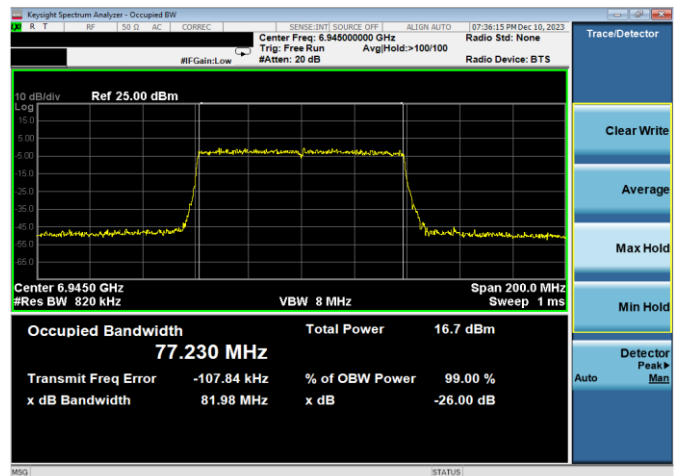
Plot 7-184. 26dB & 99% Bandwidth Plot Antenna WF7b (40MHz 802.11ax RU484 (UNII Band 8) – Ch. 211)



Plot 7-187. 26dB & 99% Bandwidth Plot Antenna WF7b (80MHz 802.11ax RU26 (UNII Band 8) – Ch. 199)



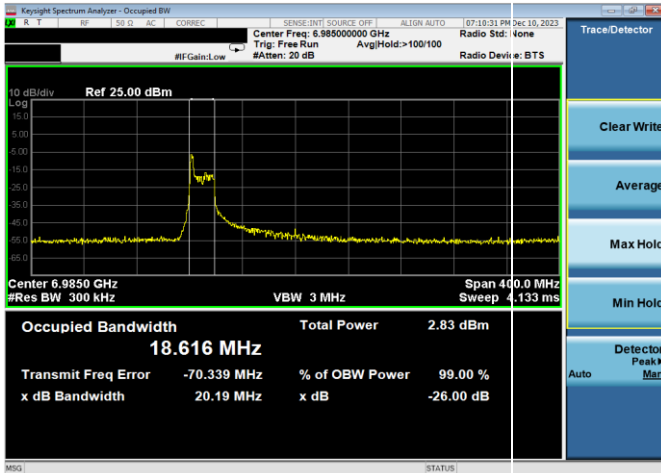
Plot 7-185. 26dB & 99% Bandwidth Plot Antenna WF7b (80MHz 802.11ax RU26 (UNII Band 8) – Ch. 199)



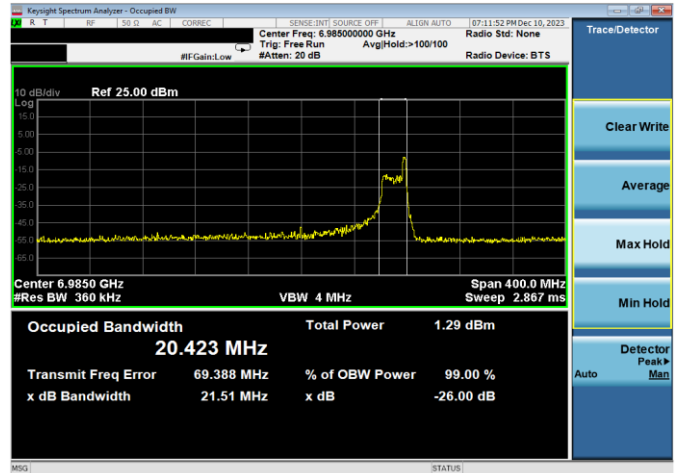
Plot 7-188. 26dB & 99% Bandwidth Plot Antenna WF7b (80MHz 802.11ax RU996 (UNII Band 8) – Ch. 199)

FCC ID: BCGA2898 IC: 579C-A2898		MEASUREMENT REPORT (CERTIFICATION)	Approved by: Technical Manager
Test Report S/N: 1C2311270065-14-R2.BCG	Test Dates: 12/1/2023 - 04/04/2024	EUT Type: Tablet Device	Page 59 of 617

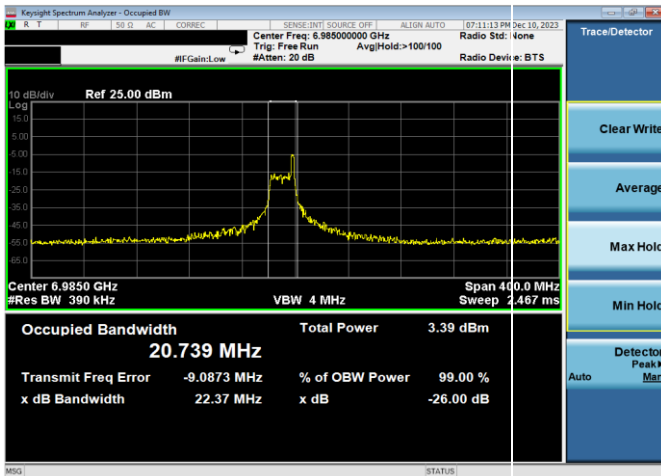




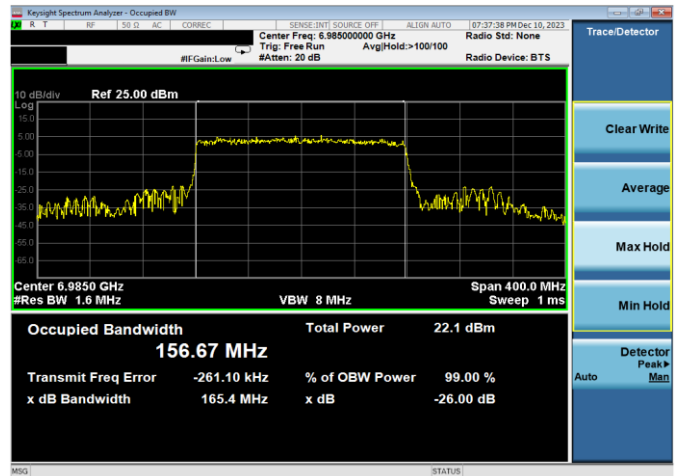
Plot 7-189. 26dB & 99% Bandwidth Plot Antenna WF7b (160MHz 802.11ax RU26 (UNII Band 8) – Ch. 207)



Plot 7-191. 26dB & 99% Bandwidth Plot Antenna WF7b (160MHz 802.11ax RU26 (UNII Band 8) – Ch. 207)



Plot 7-190. 26dB & 99% Bandwidth Plot Antenna WF7b (160MHz 802.11ax RU26 (UNII Band 8) – Ch. 207)



Plot 7-192. 26dB & 99% Bandwidth Plot Antenna WF7b (160MHz 802.11ax RU996x2 (UNII Band 8) – Ch. 207)

FCC ID: BCGA2898 IC: 579C-A2898		MEASUREMENT REPORT (CERTIFICATION)	Approved by: Technical Manager
Test Report S/N: 1C2311270065-14-R2.BCG	Test Dates: 12/1/2023 - 04/04/2024	EUT Type: Tablet Device	Page 60 of 617



### 7.3 Conducted Output Power and Max EIRP Measurement – 802.11ax OFDMA §15.407(a)(8), 15.407(a)(7), RSS-248 [4.5.3], RSS-248 [4.5.5]

#### Test Overview and Limits

A transmitter antenna terminal of the EUT is connected to the input of an RF pulse power sensor. Measurement is made using a broadband average power meter while the EUT is operating at its maximum duty cycle, at its maximum power control level, as defined in ANSI C63.10-2013 and KDB 789033 D02 v02r01, and at the appropriate frequencies.

***In the 5.925 – 7.125GHz band, the maximum e.i.r.p. over the frequency band of operation must not exceed 24 dBm Standard Power (SP) and 30 dBm for Low Power Indoor (LPI) .***

#### Test Procedure Used

ANSI C63.10-2013 – Section 12.3.3.2 Method PM-G  
 KDB 789033 D02 v02r01 – Section E3)b) Method PM-G  
 ANSI C63.10-2013 – Section 14.2 Measure-and-Sum Technique  
 KDB 662911 v02r01 – Section E1) Measure-and-Sum Technique

#### Test Settings

Average power measurements were performed only when the EUT was transmitting at its maximum power control level using a broadband power meter with a pulse sensor. The power meter implemented triggering and gating capabilities which were set up such that power measurements were recorded only during the ON time of the transmitter. The trace was averaged over 100 traces to obtain the final measured average power.

#### Test Setup

The EUT and measurement equipment were set up as shown in the diagram below.



**Figure 7-2. Test Instrument & Measurement Setup**

#### Test Notes

None

FCC ID: BCGA2898 IC: 579C-A2898	 <b>MEASUREMENT REPORT (CERTIFICATION)</b>		<b>Approved by:</b> Technical Manager
<b>Test Report S/N:</b> 1C2311270065-14-R2.BCG	<b>Test Dates:</b> 12/1/2023 - 04/04/2024	<b>EUT Type:</b> Tablet Device	Page 61 of 617

### 7.3.1 Antenna WF7a SP Conducted Output Power Measurements

5GHz (20MHz Bandwidth)	Frequency [MHz]	Channel	Detector	RU Size	RU Index	Data Rate [Mbps]	Conducted Power [dBm]	Ant. Gain [dBi]	Max e.i.r.p. [dBm]	Max e.i.r.p. Limit [dBm]	e.i.r.p. Margin [dB]
	5955	1	AVG	26	0	12.5/14.7 (MCS11)	9.98	1.20	11.18	30.00	-18.82
			AVG	26	4	12.5/14.7 (MCS11)	9.84	1.20	11.04	30.00	-18.96
			AVG	26	8	12.5/14.7 (MCS11)	9.95	1.20	11.15	30.00	-18.85
	6175	45	AVG	26	0	12.5/14.7 (MCS11)	9.62	1.20	10.82	30.00	-19.18
			AVG	26	4	12.5/14.7 (MCS11)	9.76	1.20	10.96	30.00	-19.04
			AVG	26	8	12.5/14.7 (MCS11)	9.67	1.20	10.87	30.00	-19.13
	6415	93	AVG	26	0	12.5/14.7 (MCS11)	9.95	1.20	11.15	30.00	-18.85
			AVG	26	4	12.5/14.7 (MCS11)	9.84	1.20	11.04	30.00	-18.96
			AVG	26	8	12.5/14.7 (MCS11)	9.92	1.20	11.12	30.00	-18.88
	6535	117	AVG	26	0	12.5/14.7 (MCS11)	9.41	2.00	11.41	30.00	-18.59
			AVG	26	4	12.5/14.7 (MCS11)	9.37	2.00	11.37	30.00	-18.63
AVG			26	8	12.5/14.7 (MCS11)	9.28	2.00	11.28	30.00	-18.72	
6695	149	AVG	26	0	12.5/14.7 (MCS11)	9.26	2.00	11.26	30.00	-18.74	
		AVG	26	4	12.5/14.7 (MCS11)	9.36	2.00	11.36	30.00	-18.64	
		AVG	26	8	12.5/14.7 (MCS11)	9.30	2.00	11.30	30.00	-18.70	
6855	181	AVG	26	0	12.5/14.7 (MCS11)	9.33	2.00	11.33	30.00	-18.67	
		AVG	26	4	12.5/14.7 (MCS11)	9.46	2.00	11.46	30.00	-18.54	
		AVG	26	8	12.5/14.7 (MCS11)	9.47	2.00	11.47	30.00	-18.53	

Table 7-11. Antenna WF7a 20MHz BW 802.11ax SP Maximum Conducted Output Power and Max EIRP (RU26)

5GHz (40MHz Bandwidth)	Frequency [MHz]	Channel	Detector	RU Size	RU Index	Data Rate [Mbps]	Conducted Power [dBm]	Ant. Gain [dBi]	Max e.i.r.p. [dBm]	Max e.i.r.p. Limit [dBm]	e.i.r.p. Margin [dB]
	5965	3	AVG	26	0	12.5/14.7 (MCS11)	9.97	1.20	11.17	30.00	-18.83
			AVG	26	8	12.5/14.7 (MCS11)	9.98	1.20	11.18	30.00	-18.82
			AVG	26	17	12.5/14.7 (MCS11)	9.94	1.20	11.14	30.00	-18.87
	6165	43	AVG	26	0	12.5/14.7 (MCS11)	9.99	1.20	11.19	30.00	-18.81
			AVG	26	8	12.5/14.7 (MCS11)	9.86	1.20	11.06	30.00	-18.94
			AVG	26	17	12.5/14.7 (MCS11)	9.98	1.20	11.18	30.00	-18.82
	6405	91	AVG	26	0	12.5/14.7 (MCS11)	9.81	1.20	11.01	30.00	-18.99
			AVG	26	8	12.5/14.7 (MCS11)	9.92	1.20	11.12	30.00	-18.88
			AVG	26	17	12.5/14.7 (MCS11)	9.91	1.20	11.11	30.00	-18.89
	6565	123	AVG	26	0	12.5/14.7 (MCS11)	9.27	2.00	11.27	30.00	-18.73
			AVG	26	8	12.5/14.7 (MCS11)	8.99	2.00	10.99	30.00	-19.01
AVG			26	17	12.5/14.7 (MCS11)	9.42	2.00	11.42	30.00	-18.58	
6725	155	AVG	26	0	12.5/14.7 (MCS11)	9.25	2.00	11.25	30.00	-18.75	
		AVG	26	8	12.5/14.7 (MCS11)	9.35	2.00	11.35	30.00	-18.65	
		AVG	26	17	12.5/14.7 (MCS11)	9.27	2.00	11.27	30.00	-18.73	
6845	179	AVG	26	0	12.5/14.7 (MCS11)	9.42	2.00	11.42	30.00	-18.58	
		AVG	26	8	12.5/14.7 (MCS11)	9.48	2.00	11.48	30.00	-18.52	
		AVG	26	17	12.5/14.7 (MCS11)	9.37	2.00	11.37	30.00	-18.63	

Table 7-12. Antenna WF7a 40MHz BW 802.11ax SP Maximum Conducted Output Power and Max EIRP (RU26)

FCC ID: BCGA2898 IC: 579C-A2898		MEASUREMENT REPORT (CERTIFICATION)	Approved by: Technical Manager
Test Report S/N: 1C2311270065-14-R2.BCG	Test Dates: 12/1/2023 - 04/04/2024	EUT Type: Tablet Device	Page 62 of 617

5GHz (80MHz Bandwidth)	Frequency [MHz]	Channel	Detector	RU Size	RU Index	Data Rate [Mbps]	Conducted Power [dBm]	Ant. Gain [dBi]	Max e.i.r.p. [dBm]	Max e.i.r.p. Limit [dBm]	e.i.r.p. Margin [dB]
	5985	7	AVG	26	0	12.5/14.7 (MCS11)	9.83	1.20	11.03	30.00	-18.97
			AVG	26	18	12.5/14.7 (MCS11)	9.77	1.20	10.97	30.00	-19.03
			AVG	26	36	12.5/14.7 (MCS11)	9.87	1.20	11.07	30.00	-18.93
	6145	39	AVG	26	0	12.5/14.7 (MCS11)	9.98	1.20	11.18	30.00	-18.82
			AVG	26	18	12.5/14.7 (MCS11)	9.84	1.20	11.04	30.00	-18.96
			AVG	26	36	12.5/14.7 (MCS11)	9.79	1.20	10.99	30.00	-19.01
	6385	87	AVG	26	0	12.5/14.7 (MCS11)	9.98	1.20	11.18	30.00	-18.82
			AVG	26	18	12.5/14.7 (MCS11)	9.87	1.20	11.07	30.00	-18.93
			AVG	26	36	12.5/14.7 (MCS11)	9.83	1.20	11.03	30.00	-18.97
	6625	135	AVG	26	0	12.5/14.7 (MCS11)	9.43	2.00	11.43	30.00	-18.57
			AVG	26	18	12.5/14.7 (MCS11)	9.35	2.00	11.35	30.00	-18.65
AVG			26	36	12.5/14.7 (MCS11)	9.26	2.00	11.26	30.00	-18.74	
6705	151	AVG	26	0	12.5/14.7 (MCS11)	9.41	2.00	11.41	30.00	-18.59	
		AVG	26	18	12.5/14.7 (MCS11)	9.35	2.00	11.35	30.00	-18.65	
		AVG	26	36	12.5/14.7 (MCS11)	9.47	2.00	11.47	30.00	-18.53	
6785	167	AVG	26	0	12.5/14.7 (MCS11)	9.25	2.00	11.25	30.00	-18.75	
		AVG	26	18	12.5/14.7 (MCS11)	9.26	2.00	11.26	30.00	-18.74	
		AVG	26	36	12.5/14.7 (MCS11)	9.32	2.00	11.32	30.00	-18.68	

Table 7-13. Antenna WF7a 80MHz BW 802.11ax SP Maximum Conducted Output Power and Max EIRP (RU26)

5GHz (160MHz Bandwidth)	Frequency [MHz]	Channel	Detector	RU Size	RU Index	Data Rate [Mbps]	Conducted Power [dBm]	Ant. Gain [dBi]	Max e.i.r.p. [dBm]	Max e.i.r.p. Limit [dBm]	e.i.r.p. Margin [dB]
	6025	15	AVG	26	0	12.5/14.7 (MCS11)	9.95	1.20	11.15	30.00	-18.85
			AVG	26	18	12.5/14.7 (MCS11)	9.83	1.20	11.03	30.00	-18.97
			AVG	26	36	12.5/14.7 (MCS11)	9.88	1.20	11.08	30.00	-18.92
	6185	47	AVG	26	0	12.5/14.7 (MCS11)	9.97	1.20	11.17	30.00	-18.83
			AVG	26	18	12.5/14.7 (MCS11)	9.96	1.20	11.16	30.00	-18.84
			AVG	26	36	12.5/14.7 (MCS11)	9.93	1.20	11.13	30.00	-18.87
	6345	79	AVG	26	0	12.5/14.7 (MCS11)	9.91	1.20	11.11	30.00	-18.90
			AVG	26	18	12.5/14.7 (MCS11)	9.81	1.20	11.01	30.00	-18.99
			AVG	26	36	12.5/14.7 (MCS11)	9.97	1.20	11.17	30.00	-18.83
	6665	143	AVG	26	0	12.5/14.7 (MCS11)	9.33	2.00	11.33	30.00	-18.67
			AVG	26	18	12.5/14.7 (MCS11)	9.45	2.00	11.45	30.00	-18.55
AVG			26	36	12.5/14.7 (MCS11)	9.50	2.00	11.50	30.00	-18.50	

Table 7-14. Antenna WF7a 160MHz BW 802.11ax SP Maximum Conducted Output Power and Max EIRP (RU26)

FCC ID: BCGA2898 IC: 579C-A2898			MEASUREMENT REPORT (CERTIFICATION)	Approved by: Technical Manager
Test Report S/N: 1C2311270065-14-R2.BCG	Test Dates: 12/1/2023 - 04/04/2024	EUT Type: Tablet Device	Page 63 of 617	

5GHz (20MHz Bandwidth)	Frequency [MHz]	Channel	Detector	RU Size	RU Index	Data Rate [Mbps]	Conducted Power [dBm]	Ant. Gain [dBi]	Max e.i.r.p. [dBm]	Max e.i.r.p. Limit [dBm]	e.i.r.p. Margin [dB]
	5955	1	AVG	106	53	53.1/62.5 (MCS11)	15.89	1.20	17.09	30.00	-12.91
			AVG	106	54	53.1/62.5 (MCS11)	15.74	1.20	16.94	30.00	-13.06
	6175	45	AVG	106	53	53.1/62.5 (MCS11)	15.77	1.20	16.97	30.00	-13.03
			AVG	106	54	53.1/62.5 (MCS11)	15.96	1.20	17.16	30.00	-12.84
	6415	93	AVG	106	53	53.1/62.5 (MCS11)	15.93	1.20	17.13	30.00	-12.87
			AVG	106	54	53.1/62.5 (MCS11)	15.92	1.20	17.12	30.00	-12.88
	6535	117	AVG	106	53	53.1/62.5 (MCS11)	15.26	2.00	17.26	30.00	-12.74
			AVG	106	54	53.1/62.5 (MCS11)	15.50	2.00	17.50	30.00	-12.50
	6695	149	AVG	106	53	53.1/62.5 (MCS11)	15.29	2.00	17.29	30.00	-12.72
			AVG	106	54	53.1/62.5 (MCS11)	15.39	2.00	17.39	30.00	-12.61
	6855	181	AVG	106	53	53.1/62.5 (MCS11)	15.27	2.00	17.27	30.00	-12.73
AVG			106	54	53.1/62.5 (MCS11)	15.29	2.00	17.29	30.00	-12.71	

Table 7-15. Antenna WF7a 20MHz BW 802.11ax SP Maximum Conducted Output Power and Max EIRP (Highest Power Among Partially Loaded RU's)

5GHz (40MHz Bandwidth)	Frequency [MHz]	Channel	Detector	RU Size	RU Index	Data Rate [Mbps]	Conducted Power [dBm]	Ant. Gain [dBi]	Max e.i.r.p. [dBm]	Max e.i.r.p. Limit [dBm]	e.i.r.p. Margin [dB]
	5965	3	AVG	242	61	121.9/143.4 (MCS11)	17.86	1.20	19.06	30.00	-10.95
			AVG	242	62	121.9/143.4 (MCS11)	17.98	1.20	19.18	30.00	-10.83
	6165	43	AVG	242	61	121.9/143.4 (MCS11)	17.65	1.20	18.85	30.00	-11.15
			AVG	242	62	121.9/143.4 (MCS11)	17.77	1.20	18.97	30.00	-11.04
	6405	91	AVG	242	61	121.9/143.4 (MCS11)	17.45	1.20	18.65	30.00	-11.35
			AVG	242	62	121.9/143.4 (MCS11)	17.47	1.20	18.67	30.00	-11.33
	6565	123	AVG	242	61	121.9/143.4 (MCS11)	16.37	2.00	18.37	30.00	-11.64
			AVG	242	62	121.9/143.4 (MCS11)	16.31	2.00	18.31	30.00	-11.70
	6725	155	AVG	242	61	121.9/143.4 (MCS11)	15.98	2.00	17.98	30.00	-12.02
			AVG	242	62	121.9/143.4 (MCS11)	16.06	2.00	18.06	30.00	-11.94
	6845	179	AVG	242	61	121.9/143.4 (MCS11)	16.34	2.00	18.34	30.00	-11.66
AVG			242	62	121.9/143.4 (MCS11)	16.41	2.00	18.41	30.00	-11.59	

Table 7-16. Antenna WF7a 40MHz BW 802.11ax SP Maximum Conducted Output Power and Max EIRP (Highest Power Among Partially Loaded RU's)

5GHz (80MHz Bandwidth)	Frequency [MHz]	Channel	Detector	RU Size	RU Index	Data Rate [Mbps]	Conducted Power [dBm]	Ant. Gain [dBi]	Max e.i.r.p. [dBm]	Max e.i.r.p. Limit [dBm]	e.i.r.p. Margin [dB]
	5985	7	AVG	484	65	243.8/286.8 (MCS11)	18.33	1.20	19.53	30.00	-10.47
			AVG	484	66	243.8/286.8 (MCS11)	18.23	1.20	19.43	30.00	-10.57
	6145	39	AVG	484	65	243.8/286.8 (MCS11)	17.66	1.20	18.86	30.00	-11.14
			AVG	484	66	243.8/286.8 (MCS11)	17.69	1.20	18.89	30.00	-11.11
	6385	87	AVG	484	65	243.8/286.8 (MCS11)	17.70	1.20	18.90	30.00	-11.10
			AVG	484	66	243.8/286.8 (MCS11)	17.85	1.20	19.05	30.00	-10.95
	6625	135	AVG	484	65	243.8/286.8 (MCS11)	16.51	2.00	18.51	30.00	-11.49
			AVG	484	66	243.8/286.8 (MCS11)	16.32	2.00	18.32	30.00	-11.68
	6705	151	AVG	484	65	243.8/286.8 (MCS11)	16.49	2.00	18.49	30.00	-11.51
			AVG	484	66	243.8/286.8 (MCS11)	16.37	2.00	18.37	30.00	-11.63
	6785	167	AVG	484	65	243.8/286.8 (MCS11)	16.47	2.00	18.47	30.00	-11.53
AVG			484	66	243.8/286.8 (MCS11)	16.32	2.00	18.32	30.00	-11.68	

Table 7-17. Antenna WF7a 80MHz BW 802.11ax SP Maximum Conducted Output Power and Max EIRP (Highest Power Among Partially Loaded RU's)

5GHz (160MHz Bandwidth)	Frequency [MHz]	Channel	Detector	RU Size	RU Index	Data Rate [Mbps]	Conducted Power [dBm]	Ant. Gain [dBi]	Max e.i.r.p. [dBm]	Max e.i.r.p. Limit [dBm]	e.i.r.p. Margin [dB]
	6025	15 (L)	AVG	996	67	510.4/600.5 (MCS11)	17.39	1.20	18.59	30.00	-11.41
	6025	15 (U)	AVG	996	67	510.4/600.5 (MCS11)	17.43	1.20	18.63	30.00	-11.37
	6185	47 (L)	AVG	996	67	510.4/600.5 (MCS11)	17.23	1.20	18.43	30.00	-11.57
	6185	47 (U)	AVG	996	67	510.4/600.5 (MCS11)	17.32	1.20	18.52	30.00	-11.48
	6345	79 (L)	AVG	996	67	510.4/600.5 (MCS11)	16.88	1.20	18.08	30.00	-11.92
	6345	79 (U)	AVG	996	67	510.4/600.5 (MCS11)	17.06	1.20	18.26	30.00	-11.74
	6665	143 (L)	AVG	996	67	510.4/600.5 (MCS11)	16.02	2.00	18.02	30.00	-11.98
	6665	143 (L)	AVG	996	67	510.4/600.5 (MCS11)	16.09	2.00	18.09	30.00	-11.91

Table 7-18. Antenna WF7a 160MHz BW 802.11ax SP Maximum Conducted Output Power and Max EIRP (Highest Power Among Partially Loaded RU's)

FCC ID: BCGA2898 IC: 579C-A2898			MEASUREMENT REPORT (CERTIFICATION)	Approved by: Technical Manager
Test Report S/N: 1C2311270065-14-R2.BCG	Test Dates: 12/1/2023 - 04/04/2024	EUT Type: Tablet Device	Page 64 of 617	

5GHz (20MHz Bandwidth)	Frequency [MHz]	Channel	Detector	RU Size	RU Index	Data Rate [Mbps]	Conducted Power [dBm]	Ant. Gain [dBi]	Max e.i.r.p. [dBm]	Max e.i.r.p. Limit [dBm]	e.i.r.p. Margin [dB]
	5955	1	AVG	242	61	121.9/143.4 (MCS11)	17.78	1.20	18.98	30.00	-11.02
	6175	45	AVG	242	61	121.9/143.4 (MCS11)	17.42	1.20	18.62	30.00	-11.38
	6415	93	AVG	242	61	121.9/143.4 (MCS11)	17.06	1.20	18.26	30.00	-11.74
	6535	117	AVG	242	61	121.9/143.4 (MCS11)	16.38	2.00	18.38	30.00	-11.62
	6695	149	AVG	242	61	121.9/143.4 (MCS11)	16.14	2.00	18.14	30.00	-11.86
	6875	185	AVG	242	61	121.9/143.4 (MCS11)	16.25	2.00	18.25	30.00	-11.75

Table 7-19. Antenna WF7a 20MHz BW 802.11ax SP Maximum Conducted Output Power and Max EIRP (Fully-loaded RU)

5GHz (40MHz Bandwidth)	Frequency [MHz]	Channel	Detector	RU Size	RU Index	Data Rate [Mbps]	Conducted Power [dBm]	Ant. Gain [dBi]	Max e.i.r.p. [dBm]	Max e.i.r.p. Limit [dBm]	e.i.r.p. Margin [dB]
	5965	3	AVG	484	65	243.8/286.8 (MCS11)	17.94	1.20	19.14	30.00	-10.86
	6165	43	AVG	484	65	243.8/286.8 (MCS11)	17.15	1.20	18.35	30.00	-11.65
	6405	91	AVG	484	65	243.8/286.8 (MCS11)	17.39	1.20	18.59	30.00	-11.41
	6565	123	AVG	484	65	243.8/286.8 (MCS11)	16.58	2.00	18.58	30.00	-11.42
	6725	155	AVG	484	65	243.8/286.8 (MCS11)	16.72	2.00	18.72	30.00	-11.29
	6845	179	AVG	484	65	243.8/286.8 (MCS11)	17.15	2.00	19.15	30.00	-10.85

Table 7-20. Antenna WF7a 40MHz BW 802.11ax SP Maximum Conducted Output Power and Max EIRP (Fully-loaded RU)

5GHz (80MHz Bandwidth)	Frequency [MHz]	Channel	Detector	RU Size	RU Index	Data Rate [Mbps]	Conducted Power [dBm]	Ant. Gain [dBi]	Max e.i.r.p. [dBm]	Max e.i.r.p. Limit [dBm]	e.i.r.p. Margin [dB]
	5985	7	AVG	996	67	510.4/600.5 (MCS11)	17.52	1.20	18.72	30.00	-11.28
	6145	39	AVG	996	67	510.4/600.5 (MCS11)	17.38	1.20	18.58	30.00	-11.42
	6385	87	AVG	996	67	510.4/600.5 (MCS11)	17.08	1.20	18.28	30.00	-11.72
	6625	135	AVG	996	67	510.4/600.5 (MCS11)	16.08	2.00	18.08	30.00	-11.92
	6705	151	AVG	996	67	510.4/600.5 (MCS11)	16.18	2.00	18.18	30.00	-11.82
	6785	167	AVG	996	67	510.4/600.5 (MCS11)	16.14	2.00	18.14	30.00	-11.86

Table 7-21. Antenna WF7a 80MHz BW 802.11ax SP Maximum Conducted Output Power and Max EIRP (Fully-loaded RU)

5GHz (160MHz Bandwidth)	Frequency [MHz]	Channel	Detector	RU Size	RU Index	Data Rate [Mbps]	Conducted Power [dBm]	Ant. Gain [dBi]	Max e.i.r.p. [dBm]	Max e.i.r.p. Limit [dBm]	e.i.r.p. Margin [dB]
	6025	15	AVG	996x2	68	1020.8/1201 (MCS11)	18.88	1.20	20.08	30.00	-9.92
	6185	47	AVG	996x2	68	1020.8/1201 (MCS11)	18.51	1.20	19.71	30.00	-10.29
	6345	79	AVG	996x2	68	1020.8/1201 (MCS11)	18.37	1.20	19.57	30.00	-10.43
	6665	143	AVG	996x2	68	1020.8/1201 (MCS11)	17.18	2.00	19.18	30.00	-10.82

Table 7-22. Antenna WF7a 160MHz BW 802.11ax SP Maximum Conducted Output Power and Max EIRP (Fully-loaded RU)

FCC ID: BCGA2898 IC: 579C-A2898			MEASUREMENT REPORT (CERTIFICATION)	Approved by: Technical Manager
Test Report S/N: 1C2311270065-14-R2.BCG	Test Dates: 12/1/2023 - 04/04/2024	EUT Type: Tablet Device	Page 65 of 617	

### 7.3.2 Antenna WF2a SP Conducted Output Power Measurements

5GHz (20MHz Bandwidth)	Frequency [MHz]	Channel	Detector	RU Size	RU Index	Data Rate [Mbps]	Conducted Power [dBm]	Ant. Gain [dBi]	Max e.i.r.p. [dBm]	Max e.i.r.p. Limit [dBm]	e.i.r.p. Margin [dB]
	5955	1	AVG	26	0	12.5/14.7 (MCS11)	9.83	1.00	10.83	30.00	-19.17
			AVG	26	4	12.5/14.7 (MCS11)	10.00	1.00	11.00	30.00	-19.00
			AVG	26	8	12.5/14.7 (MCS11)	9.74	1.00	10.74	30.00	-19.26
	6175	45	AVG	26	0	12.5/14.7 (MCS11)	9.96	1.00	10.96	30.00	-19.04
			AVG	26	4	12.5/14.7 (MCS11)	9.89	1.00	10.89	30.00	-19.11
			AVG	26	8	12.5/14.7 (MCS11)	9.92	1.00	10.92	30.00	-19.08
	6415	93	AVG	26	0	12.5/14.7 (MCS11)	9.97	1.00	10.97	30.00	-19.03
			AVG	26	4	12.5/14.7 (MCS11)	9.91	1.00	10.91	30.00	-19.09
			AVG	26	8	12.5/14.7 (MCS11)	9.77	1.00	10.77	30.00	-19.23
	6535	117	AVG	26	0	12.5/14.7 (MCS11)	9.43	0.70	10.13	30.00	-19.87
			AVG	26	4	12.5/14.7 (MCS11)	9.50	0.70	10.20	30.00	-19.80
AVG			26	8	12.5/14.7 (MCS11)	9.38	0.70	10.08	30.00	-19.92	
6695	149	AVG	26	0	12.5/14.7 (MCS11)	9.48	0.70	10.18	30.00	-19.82	
		AVG	26	4	12.5/14.7 (MCS11)	9.48	0.70	10.18	30.00	-19.83	
		AVG	26	8	12.5/14.7 (MCS11)	9.30	0.70	10.00	30.00	-20.00	
6855	181	AVG	26	0	12.5/14.7 (MCS11)	9.28	0.70	9.98	30.00	-20.02	
		AVG	26	4	12.5/14.7 (MCS11)	9.46	0.70	10.16	30.00	-19.84	
		AVG	26	8	12.5/14.7 (MCS11)	9.35	0.70	10.05	30.00	-19.95	

Table 7-23. Antenna WF2a 20MHz BW 802.11ax SP Maximum Conducted Output Power and Max EIRP (RU26)

5GHz (40MHz Bandwidth)	Frequency [MHz]	Channel	Detector	RU Size	RU Index	Data Rate [Mbps]	Conducted Power [dBm]	Ant. Gain [dBi]	Max e.i.r.p. [dBm]	Max e.i.r.p. Limit [dBm]	e.i.r.p. Margin [dB]
	5965	3	AVG	26	0	12.5/14.7 (MCS11)	9.86	1.00	10.86	30.00	-19.14
			AVG	26	8	12.5/14.7 (MCS11)	9.90	1.00	10.90	30.00	-19.10
			AVG	26	17	12.5/14.7 (MCS11)	10.00	1.00	11.00	30.00	-19.00
	6165	43	AVG	26	0	12.5/14.7 (MCS11)	9.85	1.00	10.85	30.00	-19.15
			AVG	26	8	12.5/14.7 (MCS11)	9.81	1.00	10.81	30.00	-19.19
			AVG	26	17	12.5/14.7 (MCS11)	9.94	1.00	10.94	30.00	-19.06
	6405	91	AVG	26	0	12.5/14.7 (MCS11)	9.69	1.00	10.69	30.00	-19.31
			AVG	26	8	12.5/14.7 (MCS11)	9.73	1.00	10.73	30.00	-19.27
			AVG	26	17	12.5/14.7 (MCS11)	9.89	1.00	10.89	30.00	-19.11
	6565	123	AVG	26	0	12.5/14.7 (MCS11)	9.44	0.70	10.14	30.00	-19.86
			AVG	26	8	12.5/14.7 (MCS11)	9.46	0.70	10.16	30.00	-19.84
AVG			26	17	12.5/14.7 (MCS11)	9.20	0.70	9.90	30.00	-20.10	
6725	155	AVG	26	0	12.5/14.7 (MCS11)	9.30	0.70	10.00	30.00	-20.00	
		AVG	26	8	12.5/14.7 (MCS11)	9.42	0.70	10.12	30.00	-19.88	
		AVG	26	17	12.5/14.7 (MCS11)	9.35	0.70	10.05	30.00	-19.95	
6845	179	AVG	26	0	12.5/14.7 (MCS11)	9.37	0.70	10.07	30.00	-19.94	
		AVG	26	8	12.5/14.7 (MCS11)	9.42	0.70	10.12	30.00	-19.88	
		AVG	26	17	12.5/14.7 (MCS11)	9.29	0.70	9.99	30.00	-20.01	

Table 7-24. Antenna WF2a 40MHz BW 802.11ax SP Maximum Conducted Output Power and Max EIRP (RU26)

FCC ID: BCGA2898 IC: 579C-A2898			MEASUREMENT REPORT (CERTIFICATION)	Approved by: Technical Manager
Test Report S/N: 1C2311270065-14-R2.BCG	Test Dates: 12/1/2023 - 04/04/2024	EUT Type: Tablet Device	Page 66 of 617	

5GHz (80MHz Bandwidth)	Frequency [MHz]	Channel	Detector	RU Size	RU Index	Data Rate [Mbps]	Conducted Power [dBm]	Ant. Gain [dBi]	Max e.i.r.p. [dBm]	Max e.i.r.p. Limit [dBm]	e.i.r.p. Margin [dB]
	5985	7	AVG	26	0	12.5/14.7 (MCS11)	9.72	1.00	10.72	30.00	-19.28
			AVG	26	18	12.5/14.7 (MCS11)	9.77	1.00	10.77	30.00	-19.23
			AVG	26	36	12.5/14.7 (MCS11)	9.82	1.00	10.82	30.00	-19.18
	6145	39	AVG	26	0	12.5/14.7 (MCS11)	9.99	1.00	10.99	30.00	-19.01
			AVG	26	18	12.5/14.7 (MCS11)	9.96	1.00	10.96	30.00	-19.04
			AVG	26	36	12.5/14.7 (MCS11)	9.86	1.00	10.86	30.00	-19.14
	6385	87	AVG	26	0	12.5/14.7 (MCS11)	9.87	1.00	10.87	30.00	-19.13
			AVG	26	18	12.5/14.7 (MCS11)	9.90	1.00	10.90	30.00	-19.10
			AVG	26	36	12.5/14.7 (MCS11)	9.90	1.00	10.90	30.00	-19.10
	6625	135	AVG	26	0	12.5/14.7 (MCS11)	9.49	0.70	10.19	30.00	-19.81
			AVG	26	18	12.5/14.7 (MCS11)	9.32	0.70	10.02	30.00	-19.98
AVG			26	36	12.5/14.7 (MCS11)	9.47	0.70	10.17	30.00	-19.83	
6705	151	AVG	26	0	12.5/14.7 (MCS11)	9.36	0.70	10.06	30.00	-19.94	
		AVG	26	18	12.5/14.7 (MCS11)	9.31	0.70	10.01	30.00	-19.99	
		AVG	26	36	12.5/14.7 (MCS11)	9.50	0.70	10.20	30.00	-19.80	
6785	167	AVG	26	0	12.5/14.7 (MCS11)	9.46	0.70	10.16	30.00	-19.84	
		AVG	26	18	12.5/14.7 (MCS11)	9.31	0.70	10.01	30.00	-20.00	
		AVG	26	36	12.5/14.7 (MCS11)	9.49	0.70	10.19	30.00	-19.81	

Table 7-25. Antenna WF2a 80MHz BW 802.11ax SP Maximum Conducted Output Power and Max EIRP (RU26)

5GHz (160MHz Bandwidth)	Frequency [MHz]	Channel	Detector	RU Size	RU Index	Data Rate [Mbps]	Conducted Power [dBm]	Ant. Gain [dBi]	Max e.i.r.p. [dBm]	Max e.i.r.p. Limit [dBm]	e.i.r.p. Margin [dB]
	6025	15	AVG	26	0	12.5/14.7 (MCS11)	9.98	1.00	10.98	30.00	-19.02
			AVG	26	18	12.5/14.7 (MCS11)	10.00	1.00	11.00	30.00	-19.00
			AVG	26	36	12.5/14.7 (MCS11)	9.94	1.00	10.94	30.00	-19.06
	6185	47	AVG	26	0	12.5/14.7 (MCS11)	9.96	1.00	10.96	30.00	-19.04
			AVG	26	18	12.5/14.7 (MCS11)	9.78	1.00	10.78	30.00	-19.23
			AVG	26	36	12.5/14.7 (MCS11)	9.87	1.00	10.87	30.00	-19.13
	6345	79	AVG	26	0	12.5/14.7 (MCS11)	9.80	1.00	10.80	30.00	-19.20
			AVG	26	18	12.5/14.7 (MCS11)	9.82	1.00	10.82	30.00	-19.18
			AVG	26	36	12.5/14.7 (MCS11)	10.00	1.00	11.00	30.00	-19.00
	6665	143	AVG	26	0	12.5/14.7 (MCS11)	9.25	0.70	9.95	30.00	-20.05
			AVG	26	18	12.5/14.7 (MCS11)	9.38	0.70	10.08	30.00	-19.92
AVG			26	36	12.5/14.7 (MCS11)	9.27	0.70	9.97	30.00	-20.03	

Table 7-26. Antenna WF2a 160MHz BW 802.11ax SP Maximum Conducted Output Power and Max EIRP (RU26)

FCC ID: BCGA2898 IC: 579C-A2898		MEASUREMENT REPORT (CERTIFICATION)	Approved by: Technical Manager
Test Report S/N: 1C2311270065-14-R2.BCG	Test Dates: 12/1/2023 - 04/04/2024	EUT Type: Tablet Device	Page 67 of 617



5GHz (20MHz Bandwidth)	Frequency [MHz]	Channel	Detector	RU Size	RU Index	Data Rate [Mbps]	Conducted Power [dBm]	Ant. Gain [dBi]	Max e.i.r.p. [dBm]	Max e.i.r.p. Limit [dBm]	e.i.r.p. Margin [dB]
	5955	1	AVG	106	53	53.1/62.5 (MCS11)	15.82	1.00	16.82	30.00	-13.18
			AVG	106	54	53.1/62.5 (MCS11)	16.00	1.00	17.00	30.00	-13.00
	6175	45	AVG	106	53	53.1/62.5 (MCS11)	15.75	1.00	16.75	30.00	-13.25
			AVG	106	54	53.1/62.5 (MCS11)	15.69	1.00	16.69	30.00	-13.31
	6415	93	AVG	106	53	53.1/62.5 (MCS11)	15.77	1.00	16.77	30.00	-13.23
			AVG	106	54	53.1/62.5 (MCS11)	15.83	1.00	16.83	30.00	-13.17
	6535	117	AVG	106	53	53.1/62.5 (MCS11)	15.47	0.70	16.17	30.00	-13.83
			AVG	106	54	53.1/62.5 (MCS11)	15.35	0.70	16.05	30.00	-13.95
	6695	149	AVG	106	53	53.1/62.5 (MCS11)	15.42	0.70	16.12	30.00	-13.88
			AVG	106	54	53.1/62.5 (MCS11)	15.38	0.70	16.08	30.00	-13.92
	6855	181	AVG	106	53	53.1/62.5 (MCS11)	15.33	0.70	16.03	30.00	-13.97
AVG			106	54	53.1/62.5 (MCS11)	15.39	0.70	16.09	30.00	-13.91	

Table 7-27. Antenna WF2a 20MHz BW 802.11ax SP Maximum Conducted Output Power and Max EIRP (Highest Power Among Partially Loaded RU's)

5GHz (40MHz Bandwidth)	Frequency [MHz]	Channel	Detector	RU Size	RU Index	Data Rate [Mbps]	Conducted Power [dBm]	Ant. Gain [dBi]	Max e.i.r.p. [dBm]	Max e.i.r.p. Limit [dBm]	e.i.r.p. Margin [dB]
	5965	3	AVG	242	61	121.9/143.4 (MCS11)	17.24	1.00	18.24	30.00	-11.76
			AVG	242	62	121.9/143.4 (MCS11)	17.27	1.00	18.27	30.00	-11.73
	6165	43	AVG	242	61	121.9/143.4 (MCS11)	17.49	1.00	18.49	30.00	-11.51
			AVG	242	62	121.9/143.4 (MCS11)	17.50	1.00	18.50	30.00	-11.50
	6405	91	AVG	242	61	121.9/143.4 (MCS11)	17.73	1.00	18.73	30.00	-11.27
			AVG	242	62	121.9/143.4 (MCS11)	17.62	1.00	18.62	30.00	-11.38
	6565	123	AVG	242	61	121.9/143.4 (MCS11)	16.77	0.70	17.47	30.00	-12.53
			AVG	242	62	121.9/143.4 (MCS11)	16.87	0.70	17.57	30.00	-12.43
	6725	155	AVG	242	61	121.9/143.4 (MCS11)	16.42	0.70	17.12	30.00	-12.88
			AVG	242	62	121.9/143.4 (MCS11)	16.39	0.70	17.09	30.00	-12.91
	6845	179	AVG	242	61	121.9/143.4 (MCS11)	16.20	0.70	16.90	30.00	-13.10
AVG			242	62	121.9/143.4 (MCS11)	16.19	0.70	16.89	30.00	-13.11	

Table 7-28. Antenna WF2a 40MHz BW 802.11ax SP Maximum Conducted Output Power and Max EIRP (Highest Power Among Partially Loaded RU's)

5GHz (80MHz Bandwidth)	Frequency [MHz]	Channel	Detector	RU Size	RU Index	Data Rate [Mbps]	Conducted Power [dBm]	Ant. Gain [dBi]	Max e.i.r.p. [dBm]	Max e.i.r.p. Limit [dBm]	e.i.r.p. Margin [dB]
	5985	7	AVG	484	65	243.8/286.8 (MCS11)	17.57	1.00	18.57	30.00	-11.43
			AVG	484	66	243.8/286.8 (MCS11)	17.50	1.00	18.50	30.00	-11.50
	6145	39	AVG	484	65	243.8/286.8 (MCS11)	17.66	1.00	18.66	30.00	-11.34
			AVG	484	66	243.8/286.8 (MCS11)	17.69	1.00	18.69	30.00	-11.31
	6385	87	AVG	484	65	243.8/286.8 (MCS11)	17.67	1.00	18.67	30.00	-11.33
			AVG	484	66	243.8/286.8 (MCS11)	17.66	1.00	18.66	30.00	-11.34
	6625	135	AVG	484	65	243.8/286.8 (MCS11)	16.86	0.70	17.56	30.00	-12.44
			AVG	484	66	243.8/286.8 (MCS11)	16.79	0.70	17.49	30.00	-12.51
	6705	151	AVG	484	65	243.8/286.8 (MCS11)	16.82	0.70	17.52	30.00	-12.48
			AVG	484	66	243.8/286.8 (MCS11)	16.62	0.70	17.32	30.00	-12.68
	6785	167	AVG	484	65	243.8/286.8 (MCS11)	16.72	0.70	17.42	30.00	-12.58
AVG			484	66	243.8/286.8 (MCS11)	16.81	0.70	17.51	30.00	-12.49	

Table 7-29. Antenna WF2a 80MHz BW 802.11ax SP Maximum Conducted Output Power and Max EIRP (Highest Power Among Partially Loaded RU's)

FCC ID: BCGA2898 IC: 579C-A2898		MEASUREMENT REPORT (CERTIFICATION)	Approved by: Technical Manager
Test Report S/N: 1C2311270065-14-R2.BCG	Test Dates: 12/1/2023 - 04/04/2024	EUT Type: Tablet Device	Page 68 of 617

5GHz (160MHz Bandwidth)	Frequency [MHz]	Channel	Detector	RU Size	RU Index	Data Rate [Mbps]	Conducted Power [dBm]	Ant. Gain [dBi]	Max e.i.r.p. [dBm]	Max e.i.r.p. Limit [dBm]	e.i.r.p. Margin [dB]
	6025	15 (L)	AVG	996	67	510.4/600.5 (MCS11)	17.13	1.00	18.13	30.00	-11.87
	6025	15 (U)	AVG	996	67	510.4/600.5 (MCS11)	17.11	1.00	18.11	30.00	-11.89
	6185	47 (L)	AVG	996	67	510.4/600.5 (MCS11)	17.39	1.00	18.39	30.00	-11.62
	6185	47 (U)	AVG	996	67	510.4/600.5 (MCS11)	17.25	1.00	18.25	30.00	-11.75
	6345	79 (L)	AVG	996	67	510.4/600.5 (MCS11)	17.53	1.00	18.53	30.00	-11.47
	6345	79 (U)	AVG	996	67	510.4/600.5 (MCS11)	17.45	1.00	18.45	30.00	-11.55
	6665	143 (L)	AVG	996	67	510.4/600.5 (MCS11)	16.87	0.70	17.57	30.00	-12.43
	6665	143 (L)	AVG	996	67	510.4/600.5 (MCS11)	16.92	0.70	17.62	30.00	-12.38

**Table 7-30. Antenna WF2a 160MHz BW 802.11ax SP Maximum Conducted Output Power and Max EIRP (Highest Power Among Partially Loaded RU's)**

FCC ID: BCGA2898 IC: 579C-A2898		<b>MEASUREMENT REPORT (CERTIFICATION)</b>	<b>Approved by:</b> Technical Manager
<b>Test Report S/N:</b> 1C2311270065-14-R2.BCG	<b>Test Dates:</b> 12/1/2023 - 04/04/2024	<b>EUT Type:</b> Tablet Device	Page 69 of 617

5GHz (20MHz Bandwidth)	Frequency [MHz]	Channel	Detector	RU Size	RU Index	Data Rate [Mbps]	Conducted Power [dBm]	Ant. Gain [dBi]	Max e.i.r.p. [dBm]	Max e.i.r.p. Limit [dBm]	e.i.r.p. Margin [dB]
	5955	1	AVG	242	61	121.9/143.4 (MCS11)	17.59	1.00	18.59	30.00	-11.41
	6175	45	AVG	242	61	121.9/143.4 (MCS11)	17.65	1.00	18.65	30.00	-11.35
	6415	93	AVG	242	61	121.9/143.4 (MCS11)	17.67	1.00	18.67	30.00	-11.33
	6535	117	AVG	242	61	121.9/143.4 (MCS11)	17.41	0.70	18.11	30.00	-11.89
	6695	149	AVG	242	61	121.9/143.4 (MCS11)	16.88	0.70	17.58	30.00	-12.42
	6855	181	AVG	242	61	121.9/143.4 (MCS11)	16.35	0.70	17.05	30.00	-12.95

Table 7-31. Antenna WF2a 20MHz BW 802.11ax SP Maximum Conducted Output Power and Max EIRP (Fully-loaded RU)

5GHz (40MHz Bandwidth)	Frequency [MHz]	Channel	Detector	RU Size	RU Index	Data Rate [Mbps]	Conducted Power [dBm]	Ant. Gain [dBi]	Max e.i.r.p. [dBm]	Max e.i.r.p. Limit [dBm]	e.i.r.p. Margin [dB]
	5965	3	AVG	484	65	243.8/286.8 (MCS11)	17.75	1.00	18.75	30.00	-11.25
	6165	43	AVG	484	65	243.8/286.8 (MCS11)	17.70	1.00	18.70	30.00	-11.30
	6405	91	AVG	484	65	243.8/286.8 (MCS11)	17.64	1.00	18.64	30.00	-11.36
	6565	123	AVG	484	65	243.8/286.8 (MCS11)	17.37	0.70	18.07	30.00	-11.94
	6725	155	AVG	484	65	243.8/286.8 (MCS11)	17.00	0.70	17.70	30.00	-12.30
	6845	179	AVG	484	65	243.8/286.8 (MCS11)	16.69	0.70	17.39	30.00	-12.61

Table 7-32. Antenna WF2a 40MHz BW 802.11ax SP Maximum Conducted Output Power and Max EIRP (Fully-loaded RU)

5GHz (80MHz Bandwidth)	Frequency [MHz]	Channel	Detector	RU Size	RU Index	Data Rate [Mbps]	Conducted Power [dBm]	Ant. Gain [dBi]	Max e.i.r.p. [dBm]	Max e.i.r.p. Limit [dBm]	e.i.r.p. Margin [dB]
	5985	7	AVG	996	67	510.4/600.5 (MCS11)	17.59	1.00	18.59	30.00	-11.41
	6145	39	AVG	996	67	510.4/600.5 (MCS11)	17.75	1.00	18.75	30.00	-11.25
	6385	87	AVG	996	67	510.4/600.5 (MCS11)	17.94	1.00	18.94	30.00	-11.07
	6625	135	AVG	996	67	510.4/600.5 (MCS11)	17.27	0.70	17.97	30.00	-12.03
	6705	151	AVG	996	67	510.4/600.5 (MCS11)	17.18	0.70	17.88	30.00	-12.12
	6785	167	AVG	996	67	510.4/600.5 (MCS11)	16.97	0.70	17.67	30.00	-12.33

Table 7-33. Antenna WF2a 80MHz BW 802.11ax SP Maximum Conducted Output Power and Max EIRP (Fully-loaded RU)

5GHz (160MHz Bandwidth)	Frequency [MHz]	Channel	Detector	RU Size	RU Index	Data Rate [Mbps]	Conducted Power [dBm]	Ant. Gain [dBi]	Max e.i.r.p. [dBm]	Max e.i.r.p. Limit [dBm]	e.i.r.p. Margin [dB]
	6025	15	AVG	996x2	68	1020.8/1201 (MCS11)	18.38	1.00	19.38	30.00	-10.62
	6185	47	AVG	996x2	68	1020.8/1201 (MCS11)	18.59	1.00	19.59	30.00	-10.42
	6345	79	AVG	996x2	68	1020.8/1201 (MCS11)	18.39	1.00	19.39	30.00	-10.61
	6665	143	AVG	996x2	68	1020.8/1201 (MCS11)	17.72	0.70	18.42	30.00	-11.58

Table 7-34. Antenna WF2a 160MHz BW 802.11ax SP Maximum Conducted Output Power and Max EIRP (Fully-loaded RU)

FCC ID: BCGA2898 IC: 579C-A2898			MEASUREMENT REPORT (CERTIFICATION)	Approved by: Technical Manager
Test Report S/N: 1C2311270065-14-R2.BCG	Test Dates: 12/1/2023 - 04/04/2024	EUT Type: Tablet Device	Page 70 of 617	

### 7.3.3 Antenna WF7b SP Conducted Output Power Measurements

5GHz (20MHz Bandwidth)	Frequency [MHz]	Channel	Detector	RU Size	RU Index	Data Rate [Mbps]	Conducted Power [dBm]	Ant. Gain [dBi]	Max e.i.r.p. [dBm]	Max e.i.r.p. Limit [dBm]	e.i.r.p. Margin [dB]
	5955	1	AVG	26	0	12.5/14.7 (MCS11)	9.89	0.80	10.69	30.00	-19.31
			AVG	26	4	12.5/14.7 (MCS11)	9.79	0.80	10.59	30.00	-19.41
			AVG	26	8	12.5/14.7 (MCS11)	9.87	0.80	10.67	30.00	-19.33
	6175	45	AVG	26	0	12.5/14.7 (MCS11)	9.69	0.80	10.49	30.00	-19.51
			AVG	26	4	12.5/14.7 (MCS11)	9.97	0.80	10.77	30.00	-19.23
			AVG	26	8	12.5/14.7 (MCS11)	9.83	0.80	10.63	30.00	-19.38
	6415	93	AVG	26	0	12.5/14.7 (MCS11)	10.00	0.80	10.80	30.00	-19.20
			AVG	26	4	12.5/14.7 (MCS11)	9.79	0.80	10.59	30.00	-19.41
			AVG	26	8	12.5/14.7 (MCS11)	9.95	0.80	10.75	30.00	-19.25
	6535	117	AVG	26	0	12.5/14.7 (MCS11)	9.40	2.50	11.90	30.00	-18.10
			AVG	26	4	12.5/14.7 (MCS11)	9.43	2.50	11.93	30.00	-18.07
AVG			26	8	12.5/14.7 (MCS11)	9.50	2.50	12.00	30.00	-18.00	
6695	149	AVG	26	0	12.5/14.7 (MCS11)	9.44	2.50	11.94	30.00	-18.06	
		AVG	26	4	12.5/14.7 (MCS11)	9.33	2.50	11.83	30.00	-18.17	
		AVG	26	8	12.5/14.7 (MCS11)	9.50	2.50	12.00	30.00	-18.00	
6855	181	AVG	26	0	12.5/14.7 (MCS11)	9.39	2.50	11.89	30.00	-18.12	
		AVG	26	4	12.5/14.7 (MCS11)	9.48	2.50	11.98	30.00	-18.02	
		AVG	26	8	12.5/14.7 (MCS11)	9.48	2.50	11.98	30.00	-18.02	

Table 7-35. Antenna WF7b 20MHz BW 802.11ax SP Maximum Conducted Output Power and Max EIRP (RU26)

5GHz (40MHz Bandwidth)	Frequency [MHz]	Channel	Detector	RU Size	RU Index	Data Rate [Mbps]	Conducted Power [dBm]	Ant. Gain [dBi]	Max e.i.r.p. [dBm]	Max e.i.r.p. Limit [dBm]	e.i.r.p. Margin [dB]
	5965	3	AVG	26	0	12.5/14.7 (MCS11)	9.70	0.80	10.50	30.00	-19.50
			AVG	26	8	12.5/14.7 (MCS11)	9.76	0.80	10.56	30.00	-19.44
			AVG	26	17	12.5/14.7 (MCS11)	9.82	0.80	10.62	30.00	-19.38
	6165	43	AVG	26	0	12.5/14.7 (MCS11)	9.98	0.80	10.78	30.00	-19.22
			AVG	26	8	12.5/14.7 (MCS11)	9.94	0.80	10.74	30.00	-19.26
			AVG	26	17	12.5/14.7 (MCS11)	9.92	0.80	10.72	30.00	-19.28
	6405	91	AVG	26	0	12.5/14.7 (MCS11)	9.90	0.80	10.70	30.00	-19.30
			AVG	26	8	12.5/14.7 (MCS11)	9.94	0.80	10.74	30.00	-19.27
			AVG	26	17	12.5/14.7 (MCS11)	9.78	0.80	10.58	30.00	-19.42
	6565	123	AVG	26	0	12.5/14.7 (MCS11)	9.43	2.50	11.93	30.00	-18.07
			AVG	26	8	12.5/14.7 (MCS11)	9.20	2.50	11.70	30.00	-18.30
AVG			26	17	12.5/14.7 (MCS11)	9.33	2.50	11.83	30.00	-18.17	
6725	155	AVG	26	0	12.5/14.7 (MCS11)	9.39	2.50	11.89	30.00	-18.11	
		AVG	26	8	12.5/14.7 (MCS11)	9.50	2.50	12.00	30.00	-18.00	
		AVG	26	17	12.5/14.7 (MCS11)	9.27	2.50	11.77	30.00	-18.24	
6845	179	AVG	26	0	12.5/14.7 (MCS11)	9.27	2.50	11.77	30.00	-18.23	
		AVG	26	8	12.5/14.7 (MCS11)	9.42	2.50	11.92	30.00	-18.08	
		AVG	26	17	12.5/14.7 (MCS11)	9.22	2.50	11.72	30.00	-18.28	

Table 7-36. Antenna WF7b 40MHz BW 802.11ax SP Maximum Conducted Output Power and Max EIRP (RU26)

FCC ID: BCGA2898 IC: 579C-A2898		MEASUREMENT REPORT (CERTIFICATION)	Approved by: Technical Manager
Test Report S/N: 1C2311270065-14-R2.BCG	Test Dates: 12/1/2023 - 04/04/2024	EUT Type: Tablet Device	Page 71 of 617

5GHz (80MHz Bandwidth)	Frequency [MHz]	Channel	Detector	RU Size	RU Index	Data Rate [Mbps]	Conducted Power [dBm]	Ant. Gain [dBi]	Max e.i.r.p. [dBm]	Max e.i.r.p. Limit [dBm]	e.i.r.p. Margin [dB]
	5985	7	AVG	26	0	12.5/14.7 (MCS11)	9.94	0.80	10.74	30.00	-19.26
			AVG	26	18	12.5/14.7 (MCS11)	9.75	0.80	10.55	30.00	-19.45
			AVG	26	36	12.5/14.7 (MCS11)	9.86	0.80	10.66	30.00	-19.34
	6145	39	AVG	26	0	12.5/14.7 (MCS11)	9.63	0.80	10.43	30.00	-19.57
			AVG	26	18	12.5/14.7 (MCS11)	9.79	0.80	10.59	30.00	-19.41
			AVG	26	36	12.5/14.7 (MCS11)	9.83	0.80	10.63	30.00	-19.37
	6385	87	AVG	26	0	12.5/14.7 (MCS11)	9.93	0.80	10.73	30.00	-19.27
			AVG	26	18	12.5/14.7 (MCS11)	9.82	0.80	10.62	30.00	-19.38
			AVG	26	36	12.5/14.7 (MCS11)	9.87	0.80	10.67	30.00	-19.33
	6625	135	AVG	26	0	12.5/14.7 (MCS11)	9.48	2.50	11.98	30.00	-18.02
			AVG	26	18	12.5/14.7 (MCS11)	9.37	2.50	11.87	30.00	-18.13
AVG			26	36	12.5/14.7 (MCS11)	9.30	2.50	11.80	30.00	-18.20	
6705	151	AVG	26	0	12.5/14.7 (MCS11)	9.40	2.50	11.90	30.00	-18.10	
		AVG	26	18	12.5/14.7 (MCS11)	9.40	2.50	11.90	30.00	-18.10	
		AVG	26	36	12.5/14.7 (MCS11)	9.45	2.50	11.95	30.00	-18.05	
6785	167	AVG	26	0	12.5/14.7 (MCS11)	9.49	2.50	11.99	30.00	-18.01	
		AVG	26	18	12.5/14.7 (MCS11)	9.46	2.50	11.96	30.00	-18.04	
		AVG	26	36	12.5/14.7 (MCS11)	9.34	2.50	11.84	30.00	-18.16	

Table 7-37. Antenna WF7b 80MHz BW 802.11ax SP Maximum Conducted Output Power and Max EIRP (RU26)

5GHz (160MHz Bandwidth)	Frequency [MHz]	Channel	Detector	RU Size	RU Index	Data Rate [Mbps]	Conducted Power [dBm]	Ant. Gain [dBi]	Max e.i.r.p. [dBm]	Max e.i.r.p. Limit [dBm]	e.i.r.p. Margin [dB]
	6025	15	AVG	26	0	12.5/14.7 (MCS11)	9.46	0.80	10.26	30.00	-19.74
			AVG	26	18	12.5/14.7 (MCS11)	9.99	0.80	10.79	30.00	-19.21
			AVG	26	36	12.5/14.7 (MCS11)	9.87	0.80	10.67	30.00	-19.33
	6185	47	AVG	26	0	12.5/14.7 (MCS11)	9.82	0.80	10.62	30.00	-19.38
			AVG	26	18	12.5/14.7 (MCS11)	9.87	0.80	10.67	30.00	-19.33
			AVG	26	36	12.5/14.7 (MCS11)	9.81	0.80	10.61	30.00	-19.39
	6345	79	AVG	26	0	12.5/14.7 (MCS11)	10.00	0.80	10.80	30.00	-19.20
			AVG	26	18	12.5/14.7 (MCS11)	9.83	0.80	10.63	30.00	-19.37
			AVG	26	36	12.5/14.7 (MCS11)	9.93	0.80	10.73	30.00	-19.28
	6665	143	AVG	26	0	12.5/14.7 (MCS11)	9.46	2.50	11.96	30.00	-18.04
			AVG	26	18	12.5/14.7 (MCS11)	9.41	2.50	11.91	30.00	-18.09
AVG			26	36	12.5/14.7 (MCS11)	9.32	2.50	11.82	30.00	-18.18	

Table 7-38. Antenna WF7b 160MHz BW 802.11ax SP Maximum Conducted Output Power and Max EIRP (RU26)

FCC ID: BCGA2898 IC: 579C-A2898			MEASUREMENT REPORT (CERTIFICATION)	Approved by: Technical Manager
Test Report S/N: 1C2311270065-14-R2.BCG	Test Dates: 12/1/2023 - 04/04/2024	EUT Type: Tablet Device	Page 72 of 617	

5GHz (20MHz Bandwidth)	Frequency [MHz]	Channel	Detector	RU Size	RU Index	Data Rate [Mbps]	Conducted Power [dBm]	Ant. Gain [dBi]	Max e.i.r.p. [dBm]	Max e.i.r.p. Limit [dBm]	e.i.r.p. Margin [dB]
	5955	1	AVG	106	53	53.1/62.5 (MCS11)	15.88	0.80	16.68	30.00	-13.32
			AVG	106	54	53.1/62.5 (MCS11)	15.99	0.80	16.79	30.00	-13.21
	6175	45	AVG	106	53	53.1/62.5 (MCS11)	15.88	0.80	16.68	30.00	-13.32
			AVG	106	54	53.1/62.5 (MCS11)	15.84	0.80	16.64	30.00	-13.36
	6415	93	AVG	106	53	53.1/62.5 (MCS11)	15.92	0.80	16.72	30.00	-13.28
			AVG	106	54	53.1/62.5 (MCS11)	15.77	0.80	16.57	30.00	-13.43
	6535	117	AVG	106	53	53.1/62.5 (MCS11)	15.34	2.50	17.84	30.00	-12.16
			AVG	106	54	53.1/62.5 (MCS11)	15.36	2.50	17.86	30.00	-12.14
	6695	149	AVG	106	53	53.1/62.5 (MCS11)	15.28	2.50	17.78	30.00	-12.22
			AVG	106	54	53.1/62.5 (MCS11)	15.48	2.50	17.98	30.00	-12.02
	6855	181	AVG	106	53	53.1/62.5 (MCS11)	15.47	2.50	17.97	30.00	-12.03
AVG			106	54	53.1/62.5 (MCS11)	15.39	2.50	17.89	30.00	-12.11	

Table 7-39. Antenna WF7b 20MHz BW 802.11ax SP Maximum Conducted Output Power and Max EIRP (Highest Power Among Partially Loaded RU's)

5GHz (40MHz Bandwidth)	Frequency [MHz]	Channel	Detector	RU Size	RU Index	Data Rate [Mbps]	Conducted Power [dBm]	Ant. Gain [dBi]	Max e.i.r.p. [dBm]	Max e.i.r.p. Limit [dBm]	e.i.r.p. Margin [dB]
	5965	3	AVG	242	61	121.9/143.4 (MCS11)	16.86	0.80	17.66	30.00	-12.34
			AVG	242	62	121.9/143.4 (MCS11)	16.89	0.80	17.69	30.00	-12.31
	6165	43	AVG	242	61	121.9/143.4 (MCS11)	17.01	0.80	17.81	30.00	-12.20
			AVG	242	62	121.9/143.4 (MCS11)	17.03	0.80	17.83	30.00	-12.17
	6405	91	AVG	242	61	121.9/143.4 (MCS11)	17.07	0.80	17.87	30.00	-12.13
			AVG	242	62	121.9/143.4 (MCS11)	17.17	0.80	17.97	30.00	-12.03
	6565	123	AVG	242	61	121.9/143.4 (MCS11)	16.24	2.50	18.74	30.00	-11.26
			AVG	242	62	121.9/143.4 (MCS11)	16.31	2.50	18.81	30.00	-11.19
	6725	155	AVG	242	61	121.9/143.4 (MCS11)	16.06	2.50	18.56	30.00	-11.45
			AVG	242	62	121.9/143.4 (MCS11)	16.08	2.50	18.58	30.00	-11.43
	6845	179	AVG	242	61	121.9/143.4 (MCS11)	15.79	2.50	18.29	30.00	-11.71
AVG			242	62	121.9/143.4 (MCS11)	15.82	2.50	18.32	30.00	-11.68	

Table 7-40. Antenna WF7b 40MHz BW 802.11ax SP Maximum Conducted Output Power and Max EIRP (Highest Power Among Partially Loaded RU's)

5GHz (80MHz Bandwidth)	Frequency [MHz]	Channel	Detector	RU Size	RU Index	Data Rate [Mbps]	Conducted Power [dBm]	Ant. Gain [dBi]	Max e.i.r.p. [dBm]	Max e.i.r.p. Limit [dBm]	e.i.r.p. Margin [dB]
	5985	7	AVG	484	65	243.8/286.8 (MCS11)	17.28	0.80	18.08	30.00	-11.92
			AVG	484	66	243.8/286.8 (MCS11)	17.23	0.80	18.03	30.00	-11.97
	6145	39	AVG	484	65	243.8/286.8 (MCS11)	17.22	0.80	18.02	30.00	-11.99
			AVG	484	66	243.8/286.8 (MCS11)	17.30	0.80	18.10	30.00	-11.90
	6385	87	AVG	484	65	243.8/286.8 (MCS11)	17.42	0.80	18.22	30.00	-11.78
			AVG	484	66	243.8/286.8 (MCS11)	17.43	0.80	18.23	30.00	-11.77
	6625	135	AVG	484	65	243.8/286.8 (MCS11)	16.58	2.50	19.08	30.00	-10.92
			AVG	484	66	243.8/286.8 (MCS11)	16.43	2.50	18.93	30.00	-11.07
	6705	151	AVG	484	65	243.8/286.8 (MCS11)	16.62	2.50	19.12	30.00	-10.88
			AVG	484	66	243.8/286.8 (MCS11)	16.45	2.50	18.95	30.00	-11.05
	6785	167	AVG	484	65	243.8/286.8 (MCS11)	16.58	2.50	19.08	30.00	-10.92
AVG			484	66	243.8/286.8 (MCS11)	16.55	2.50	19.05	30.00	-10.95	

Table 7-41. Antenna WF7b 80MHz BW 802.11ax SP Maximum Conducted Output Power and Max EIRP (Highest Power Among Partially Loaded RU's)

FCC ID: BCGA2898 IC: 579C-A2898			MEASUREMENT REPORT (CERTIFICATION)	Approved by: Technical Manager
Test Report S/N: 1C2311270065-14-R2.BCG	Test Dates: 12/1/2023 - 04/04/2024	EUT Type: Tablet Device	Page 73 of 617	

5GHz (160MHz Bandwidth)	Frequency [MHz]	Channel	Detector	RU Size	RU Index	Data Rate [Mbps]	Conducted Power [dBm]	Ant. Gain [dBi]	Max e.i.r.p. [dBm]	Max e.i.r.p. Limit [dBm]	e.i.r.p. Margin [dB]
	6025	15 (L)	AVG	996	67	510.4/600.5 (MCS11)	18.78	0.80	19.58	30.00	-10.42
	6025	15 (U)	AVG	996	67	510.4/600.5 (MCS11)	18.71	0.80	19.51	30.00	-10.49
	6185	47 (L)	AVG	996	67	510.4/600.5 (MCS11)	18.74	0.80	19.54	30.00	-10.46
	6185	47 (U)	AVG	996	67	510.4/600.5 (MCS11)	18.82	0.80	19.62	30.00	-10.38
	6345	79 (L)	AVG	996	67	510.4/600.5 (MCS11)	18.86	0.80	19.66	30.00	-10.34
	6345	79 (U)	AVG	996	67	510.4/600.5 (MCS11)	18.89	0.80	19.69	30.00	-10.31
	6665	143 (L)	AVG	996	67	510.4/600.5 (MCS11)	18.21	2.50	20.71	30.00	-9.29
6665	143 (L)	AVG	996	67	510.4/600.5 (MCS11)	18.29	2.50	20.79	30.00	-9.21	

Table 7-42. Antenna WF7b 160MHz BW 802.11ax SP Maximum Conducted Output Power and Max EIRP (Highest Power Among Partially Loaded RU's)

5GHz (20MHz Bandwidth)	Frequency [MHz]	Channel	Detector	RU Size	RU Index	Data Rate [Mbps]	Conducted Power [dBm]	Ant. Gain [dBi]	Max e.i.r.p. [dBm]	Max e.i.r.p. Limit [dBm]	e.i.r.p. Margin [dB]
	5955	1	AVG	242	61	121.9/143.4 (MCS11)	17.05	0.80	17.85	30.00	-12.15
	6175	45	AVG	242	61	121.9/143.4 (MCS11)	17.09	0.80	17.89	30.00	-12.11
	6415	93	AVG	242	61	121.9/143.4 (MCS11)	16.93	0.80	17.73	30.00	-12.27
	6535	117	AVG	242	61	121.9/143.4 (MCS11)	16.40	2.50	18.90	30.00	-11.10
	6695	149	AVG	242	61	121.9/143.4 (MCS11)	16.36	2.50	18.86	30.00	-11.14
	6855	181	AVG	242	61	121.9/143.4 (MCS11)	15.68	2.50	18.18	30.00	-11.82

Table 7-43. Antenna WF7b 20MHz BW 802.11ax SP Maximum Conducted Output Power and Max EIRP (Fully-loaded RU)

5GHz (40MHz Bandwidth)	Frequency [MHz]	Channel	Detector	RU Size	RU Index	Data Rate [Mbps]	Conducted Power [dBm]	Ant. Gain [dBi]	Max e.i.r.p. [dBm]	Max e.i.r.p. Limit [dBm]	e.i.r.p. Margin [dB]
	5965	3	AVG	484	65	243.8/286.8 (MCS11)	17.20	0.80	18.00	30.00	-12.00
	6165	43	AVG	484	65	243.8/286.8 (MCS11)	17.30	0.80	18.10	30.00	-11.90
	6405	91	AVG	484	65	243.8/286.8 (MCS11)	17.27	0.80	18.07	30.00	-11.93
	6565	123	AVG	484	65	243.8/286.8 (MCS11)	16.67	2.50	19.17	30.00	-10.83
	6725	155	AVG	484	65	243.8/286.8 (MCS11)	16.92	2.50	19.42	30.00	-10.58
	6845	179	AVG	484	65	243.8/286.8 (MCS11)	16.79	2.50	19.29	30.00	-10.71

Table 7-44. Antenna WF7b 40MHz BW 802.11ax SP Maximum Conducted Output Power and Max EIRP (Fully-loaded RU)

5GHz (80MHz Bandwidth)	Frequency [MHz]	Channel	Detector	RU Size	RU Index	Data Rate [Mbps]	Conducted Power [dBm]	Ant. Gain [dBi]	Max e.i.r.p. [dBm]	Max e.i.r.p. Limit [dBm]	e.i.r.p. Margin [dB]
	5985	7	AVG	996	67	510.4/600.5 (MCS11)	16.70	0.80	17.50	30.00	-12.50
	6145	39	AVG	996	67	510.4/600.5 (MCS11)	16.90	0.80	17.70	30.00	-12.30
	6385	87	AVG	996	67	510.4/600.5 (MCS11)	16.96	0.80	17.76	30.00	-12.24
	6625	135	AVG	996	67	510.4/600.5 (MCS11)	11.73	2.50	14.23	30.00	-15.77
	6705	151	AVG	996	67	510.4/600.5 (MCS11)	16.40	2.50	18.90	30.00	-11.10
	6785	167	AVG	996	67	510.4/600.5 (MCS11)	11.65	2.50	14.15	30.00	-15.86

Table 7-45. Antenna WF7b 80MHz BW 802.11ax SP Maximum Conducted Output Power and Max EIRP (Fully-loaded RU)

5GHz (160MHz Bandwidth)	Frequency [MHz]	Channel	Detector	RU Size	RU Index	Data Rate [Mbps]	Conducted Power [dBm]	Ant. Gain [dBi]	Max e.i.r.p. [dBm]	Max e.i.r.p. Limit [dBm]	e.i.r.p. Margin [dB]
	6025	15	AVG	996x2	68	1020.8/1201 (MCS11)	18.24	0.80	19.04	30.00	-10.96
	6185	47	AVG	996x2	68	1020.8/1201 (MCS11)	17.99	0.80	18.79	30.00	-11.21
	6345	79	AVG	996x2	68	1020.8/1201 (MCS11)	18.18	0.80	18.98	30.00	-11.02
	6665	143	AVG	996x2	68	1020.8/1201 (MCS11)	17.44	2.50	19.94	30.00	-10.06

Table 7-46. Antenna WF7b 160MHz BW 802.11ax SP Maximum Conducted Output Power and Max EIRP (Fully-loaded RU)

FCC ID: BCGA2898 IC: 579C-A2898		MEASUREMENT REPORT (CERTIFICATION)	Approved by: Technical Manager
Test Report S/N: 1C2311270065-14-R2.BCG	Test Dates: 12/1/2023 - 04/04/2024	EUT Type: Tablet Device	Page 74 of 617



### 7.3.4 CDD Primary SP Conducted Output Power Measurements

5GHz (20MHz Bandwidth)	Frequency [MHz]	Channel	Mode	Detector	RU Size	RU Index	Data Rate [Mbps]	Conducted Powers [dBm]			Ant. Gain [dBi]	Max e.i.r.p. [dBm]	Max e.i.r.p. Limit [dBm]	e.i.r.p. Margin [dB]
								Antenna WF7a	Antenna WF2a	Summed				
								5955	1	CDD				
		CDD	AVG	26	4	25/29.4 (MCS11)	9.85	9.89	12.88	1.20	14.08	30.00	-15.92	
		CDD	AVG	26	8	25/29.4 (MCS11)	9.83	9.82	12.83	1.20	14.03	30.00	-15.97	
	6175	45	CDD	AVG	26	0	25/29.4 (MCS11)	9.94	9.91	12.93	1.20	14.13	30.00	-15.87
		CDD	AVG	26	4	25/29.4 (MCS11)	9.77	9.98	12.89	1.20	14.09	30.00	-15.91	
		CDD	AVG	26	8	25/29.4 (MCS11)	9.89	9.85	12.88	1.20	14.08	30.00	-15.92	
	6415	93	CDD	AVG	26	0	25/29.4 (MCS11)	9.93	9.85	12.90	1.20	14.10	30.00	-15.90
		CDD	AVG	26	4	25/29.4 (MCS11)	9.77	9.82	12.80	1.20	14.00	30.00	-16.00	
		CDD	AVG	26	8	25/29.4 (MCS11)	9.89	9.89	12.90	1.20	14.10	30.00	-15.90	
	6535	117	CDD	AVG	26	0	25/29.4 (MCS11)	9.30	9.39	12.36	2.00	14.36	30.00	-15.64
		CDD	AVG	26	4	25/29.4 (MCS11)	9.35	9.31	12.34	2.00	14.34	30.00	-15.66	
		CDD	AVG	26	8	25/29.4 (MCS11)	9.50	9.25	12.39	2.00	14.39	30.00	-15.61	
	6695	149	CDD	AVG	26	0	25/29.4 (MCS11)	9.29	9.33	12.32	2.00	14.32	30.00	-15.68
		CDD	AVG	26	4	25/29.4 (MCS11)	9.34	9.42	12.39	2.00	14.39	30.00	-15.61	
		CDD	AVG	26	8	25/29.4 (MCS11)	9.45	9.46	12.46	2.00	14.46	30.00	-15.54	
	6855	181	CDD	AVG	26	0	25/29.4 (MCS11)	9.28	9.34	12.32	2.00	14.32	30.00	-15.68
		CDD	AVG	26	4	25/29.4 (MCS11)	9.34	9.37	12.36	2.00	14.36	30.00	-15.64	
		CDD	AVG	26	8	25/29.4 (MCS11)	9.47	9.28	12.38	2.00	14.38	30.00	-15.62	

Table 7-47. CDD 20MHz BW 802.11ax SP Maximum Conducted Output Power and Max EIRP (RU26)

5GHz (40MHz Bandwidth)	Frequency [MHz]	Channel	Mode	Detector	RU Size	RU Index	Data Rate [Mbps]	Conducted Powers [dBm]			Ant. Gain [dBi]	Max e.i.r.p. [dBm]	Max e.i.r.p. Limit [dBm]	e.i.r.p. Margin [dB]
								Antenna WF7a	Antenna WF2a	Summed				
								5965	3	CDD				
		CDD	AVG	26	8	25/29.4 (MCS11)	9.93	9.79	12.87	1.20	14.07	30.00	-15.93	
		CDD	AVG	26	17	25/29.4 (MCS11)	9.97	9.99	12.99	1.20	14.19	30.00	-15.81	
	6165	43	CDD	AVG	26	0	25/29.4 (MCS11)	9.92	9.84	12.89	1.20	14.09	30.00	-15.91
		CDD	AVG	26	8	25/29.4 (MCS11)	9.84	9.81	12.83	1.20	14.03	30.00	-15.97	
		CDD	AVG	26	17	25/29.4 (MCS11)	9.92	9.98	12.96	1.20	14.16	30.00	-15.84	
	6405	91	CDD	AVG	26	0	25/29.4 (MCS11)	9.83	9.79	12.82	1.20	14.02	30.00	-15.98
		CDD	AVG	26	8	25/29.4 (MCS11)	10.00	9.78	12.90	1.20	14.10	30.00	-15.90	
		CDD	AVG	26	17	25/29.4 (MCS11)	9.82	9.90	12.87	1.20	14.07	30.00	-15.93	
	6565	123	CDD	AVG	26	0	25/29.4 (MCS11)	9.33	9.50	12.43	2.00	14.43	30.00	-15.57
		CDD	AVG	26	8	25/29.4 (MCS11)	9.50	9.40	12.46	2.00	14.46	30.00	-15.54	
		CDD	AVG	26	17	25/29.4 (MCS11)	9.32	9.25	12.29	2.00	14.29	30.00	-15.71	
	6725	155	CDD	AVG	26	0	25/29.4 (MCS11)	9.28	9.30	12.30	2.00	14.30	30.00	-15.70
		CDD	AVG	26	8	25/29.4 (MCS11)	9.39	9.40	12.41	2.00	14.41	30.00	-15.59	
		CDD	AVG	26	17	25/29.4 (MCS11)	9.37	9.41	12.40	2.00	14.40	30.00	-15.60	
	6845	179	CDD	AVG	26	0	25/29.4 (MCS11)	9.34	9.39	12.37	2.00	14.37	30.00	-15.63
		CDD	AVG	26	8	25/29.4 (MCS11)	9.27	9.22	12.25	2.00	14.25	30.00	-15.75	
		CDD	AVG	26	17	25/29.4 (MCS11)	9.37	9.43	12.41	2.00	14.41	30.00	-15.59	

Table 7-48. CDD Primary 40MHz BW 802.11ax SP Maximum Conducted Output Power and Max EIRP (RU26)

5GHz (80MHz Bandwidth)	Frequency [MHz]	Channel	Mode	Detector	RU Size	RU Index	Data Rate [Mbps]	Conducted Powers [dBm]			Ant. Gain [dBi]	Max e.i.r.p. [dBm]	Max e.i.r.p. Limit [dBm]	e.i.r.p. Margin [dB]
								Antenna WF7a	Antenna WF2a	Summed				
								5985	7	CDD				
		CDD	AVG	26	18	25/29.4 (MCS11)	9.81	9.83	12.83	1.20	14.03	30.00	-15.97	
		CDD	AVG	26	36	25/29.4 (MCS11)	9.90	9.94	12.93	1.20	14.13	30.00	-15.87	
	6145	39	CDD	AVG	26	0	25/29.4 (MCS11)	9.96	9.87	12.92	1.20	14.12	30.00	-15.88
		CDD	AVG	26	18	25/29.4 (MCS11)	9.81	9.80	12.81	1.20	14.01	30.00	-15.99	
		CDD	AVG	26	36	25/29.4 (MCS11)	9.85	9.93	12.90	1.20	14.10	30.00	-15.90	
	6385	87	CDD	AVG	26	0	25/29.4 (MCS11)	9.84	9.84	12.85	1.20	14.05	30.00	-15.95
		CDD	AVG	26	18	25/29.4 (MCS11)	9.89	9.89	12.90	1.20	14.10	30.00	-15.90	
		CDD	AVG	26	36	25/29.4 (MCS11)	9.82	10.00	12.92	1.20	14.12	30.00	-15.88	
	6625	135	CDD	AVG	26	0	25/29.4 (MCS11)	9.44	9.49	12.48	2.00	14.48	30.00	-15.52
		CDD	AVG	26	18	25/29.4 (MCS11)	9.49	9.32	12.42	2.00	14.42	30.00	-15.58	
		CDD	AVG	26	36	25/29.4 (MCS11)	9.45	9.47	12.47	2.00	14.47	30.00	-15.53	
	6705	151	CDD	AVG	26	0	25/29.4 (MCS11)	9.41	9.38	12.40	2.00	14.40	30.00	-15.60
		CDD	AVG	26	18	25/29.4 (MCS11)	9.40	9.47	12.44	2.00	14.44	30.00	-15.56	
		CDD	AVG	26	36	25/29.4 (MCS11)	9.50	9.42	12.47	2.00	14.47	30.00	-15.53	
	6785	167	CDD	AVG	26	0	25/29.4 (MCS11)	9.42	9.46	12.45	2.00	14.45	30.00	-15.55
		CDD	AVG	26	18	25/29.4 (MCS11)	9.39	9.31	12.36	2.00	14.36	30.00	-15.64	
		CDD	AVG	26	36	25/29.4 (MCS11)	9.47	9.42	12.46	2.00	14.46	30.00	-15.54	

Table 7-49. CDD Primary 80MHz BW 802.11ax SP Maximum Conducted Output Power and Max EIRP (RU26)

FCC ID: BCGA2898 IC: 579C-A2898		MEASUREMENT REPORT (CERTIFICATION)	Approved by: Technical Manager
Test Report S/N: 1C2311270065-14-R2.BCG	Test Dates: 12/1/2023 - 04/04/2024	EUT Type: Tablet Device	Page 75 of 617

5GHz (160MHz Bandwidth)	Frequency [MHz]	Channel	Mode	Detector	RU Size	RU Index	Data Rate [Mbps]	Conducted Powers [dBm]			Ant. Gain [dBi]	Max e.i.r.p. [dBm]	Max e.i.r.p. Limit [dBm]	e.i.r.p. Margin [dB]
								Antenna WF7a	Antenna WF2a	Summed				
	6025	15	CDD	AVG	26	0	25/29.4 (MCS11)	9.97	9.98	12.99	1.20	14.19	30.00	-15.81
			CDD	AVG	26	18	25/29.4 (MCS11)	9.90	9.96	12.94	1.20	14.14	30.00	-15.86
			CDD	AVG	26	36	25/29.4 (MCS11)	9.84	9.92	12.89	1.20	14.09	30.00	-15.91
	6185	47	CDD	AVG	26	0	25/29.4 (MCS11)	10.00	9.92	12.97	1.20	14.17	30.00	-15.83
			CDD	AVG	26	18	25/29.4 (MCS11)	9.99	9.95	12.98	1.20	14.18	30.00	-15.82
			CDD	AVG	26	36	25/29.4 (MCS11)	9.85	9.85	12.86	1.20	14.06	30.00	-15.94
	6345	79	CDD	AVG	26	0	25/29.4 (MCS11)	9.91	9.96	12.95	1.20	14.15	30.00	-15.85
			CDD	AVG	26	18	25/29.4 (MCS11)	9.80	9.98	12.90	1.20	14.10	30.00	-15.90
			CDD	AVG	26	36	25/29.4 (MCS11)	9.97	9.84	12.92	1.20	14.12	30.00	-15.88
	6665	143	CDD	AVG	26	0	25/29.4 (MCS11)	9.45	9.35	12.41	2.00	14.41	30.00	-15.59
			CDD	AVG	26	18	25/29.4 (MCS11)	9.26	9.16	12.22	2.00	14.22	30.00	-15.78
			CDD	AVG	26	36	25/29.4 (MCS11)	9.50	9.37	12.45	2.00	14.45	30.00	-15.55

**Table 7-50. CDD Primary 160MHz BW 802.11ax SP Maximum Conducted Output Power and Max EIRP (RU26)**

FCC ID: BCGA2898 IC: 579C-A2898		MEASUREMENT REPORT (CERTIFICATION)	Approved by: Technical Manager
Test Report S/N: 1C2311270065-14-R2.BCG	Test Dates: 12/1/2023 - 04/04/2024	EUT Type: Tablet Device	Page 76 of 617

5GHz (20MHz Bandwidth)	Frequency [MHz]	Channel	Mode	Detector	RU Size	RU Index	Data Rate [Mbps]	Conducted Powers [dBm]			Ant. Gain [dBi]	Max e.i.r.p. [dBm]	Max e.i.r.p. Limit [dBm]	e.i.r.p. Margin [dB]
								Antenna WF7a	Antenna WF2a	Summed				
								5955	1	CDD				
		CDD	AVG	106	54	106.3/125 (MCS11)	15.72	15.83	18.79	1.20	19.99	30.00	-10.01	
	6175	45	CDD	AVG	106	53	106.3/125 (MCS11)	16.00	15.87	18.95	1.20	20.15	30.00	-9.85
		CDD	AVG	106	54	106.3/125 (MCS11)	16.00	15.78	18.90	1.20	20.10	30.00	-9.90	
	6415	93	CDD	AVG	106	53	106.3/125 (MCS11)	15.85	15.91	18.89	1.20	20.09	30.00	-9.91
		CDD	AVG	106	54	106.3/125 (MCS11)	15.82	15.78	18.81	1.20	20.01	30.00	-9.99	
	6535	117	CDD	AVG	106	53	106.3/125 (MCS11)	15.27	15.32	18.30	2.00	20.30	30.00	-9.70
		CDD	AVG	106	54	106.3/125 (MCS11)	15.46	15.41	18.45	2.00	20.45	30.00	-9.55	
	6695	149	CDD	AVG	106	53	106.3/125 (MCS11)	15.26	15.25	18.27	2.00	20.27	30.00	-9.73
		CDD	AVG	106	54	106.3/125 (MCS11)	15.50	15.45	18.48	2.00	20.48	30.00	-9.52	
	6855	181	CDD	AVG	106	53	106.3/125 (MCS11)	15.46	15.38	18.43	2.00	20.43	30.00	-9.57
		CDD	AVG	106	54	106.3/125 (MCS11)	15.32	15.40	18.37	2.00	20.37	30.00	-9.63	

Table 7-51. CDD Primary 20MHz BW 802.11ax SP Maximum Conducted Output Power and Max EIRP (Highest Power Among Partially Loaded RU's)

5GHz (40MHz Bandwidth)	Frequency [MHz]	Channel	Mode	Detector	RU Size	RU Index	Data Rate [Mbps]	Conducted Powers [dBm]			Ant. Gain [dBi]	Max e.i.r.p. [dBm]	Max e.i.r.p. Limit [dBm]	e.i.r.p. Margin [dB]
								Antenna WF7a	Antenna WF2a	Summed				
								5965	3	CDD				
		CDD	AVG	242	62	243.8/286.8 (MCS11)	18.03	17.46	20.76	1.20	21.96	30.00	-8.04	
	6165	43	CDD	AVG	242	61	243.8/286.8 (MCS11)	17.49	17.65	20.58	1.20	21.78	30.00	-8.22
		CDD	AVG	242	62	243.8/286.8 (MCS11)	17.50	17.77	20.64	1.20	21.84	30.00	-8.16	
	6405	91	CDD	AVG	242	61	243.8/286.8 (MCS11)	17.48	17.79	20.65	1.20	21.85	30.00	-8.15
		CDD	AVG	242	62	243.8/286.8 (MCS11)	17.63	17.88	20.76	1.20	21.96	30.00	-8.04	
	6565	123	CDD	AVG	242	61	243.8/286.8 (MCS11)	16.37	16.98	19.69	2.00	21.69	30.00	-8.31
		CDD	AVG	242	62	243.8/286.8 (MCS11)	16.33	16.98	19.68	2.00	21.68	30.00	-8.32	
	6725	155	CDD	AVG	242	61	243.8/286.8 (MCS11)	16.05	16.66	19.37	2.00	21.37	30.00	-8.63
		CDD	AVG	242	62	243.8/286.8 (MCS11)	16.13	16.62	19.39	2.00	21.39	30.00	-8.61	
	6845	179	CDD	AVG	242	61	243.8/286.8 (MCS11)	16.38	16.37	19.38	2.00	21.38	30.00	-8.62
		CDD	AVG	242	62	243.8/286.8 (MCS11)	16.47	16.36	19.43	2.00	21.43	30.00	-8.57	

Table 7-52. CDD Primary 40MHz BW 802.11ax SP Maximum Conducted Output Power and Max EIRP (Highest Power Among Partially Loaded RU's)

5GHz (80MHz Bandwidth)	Frequency [MHz]	Channel	Mode	Detector	RU Size	RU Index	Data Rate [Mbps]	Conducted Powers [dBm]			Ant. Gain [dBi]	Max e.i.r.p. [dBm]	Max e.i.r.p. Limit [dBm]	e.i.r.p. Margin [dB]
								Antenna WF7a	Antenna WF2a	Summed				
								5985	7	CDD				
		CDD	AVG	484	66	487.5/573.5 (MCS11)	18.21	17.69	20.97	1.20	22.17	30.00	-7.83	
	6145	39	CDD	AVG	484	65	487.5/573.5 (MCS11)	17.92	17.70	20.82	1.20	22.02	30.00	-7.98
		CDD	AVG	484	66	487.5/573.5 (MCS11)	17.86	17.65	20.77	1.20	21.97	30.00	-8.03	
	6385	87	CDD	AVG	484	65	487.5/573.5 (MCS11)	17.73	17.87	20.81	1.20	22.01	30.00	-7.99
		CDD	AVG	484	66	487.5/573.5 (MCS11)	17.84	17.86	20.86	1.20	22.06	30.00	-7.94	
	6625	135	CDD	AVG	484	65	487.5/573.5 (MCS11)	16.76	16.82	19.80	2.00	21.80	30.00	-8.20
		CDD	AVG	484	66	487.5/573.5 (MCS11)	16.82	16.97	19.91	2.00	21.91	30.00	-8.09	
	6705	151	CDD	AVG	484	65	487.5/573.5 (MCS11)	16.44	16.99	19.74	2.00	21.74	30.00	-8.26
		CDD	AVG	484	66	487.5/573.5 (MCS11)	16.39	16.78	19.60	2.00	21.60	30.00	-8.40	
	6785	167	CDD	AVG	484	65	487.5/573.5 (MCS11)	16.59	16.71	19.66	2.00	21.66	30.00	-8.34
		CDD	AVG	484	66	487.5/573.5 (MCS11)	16.63	16.81	19.73	2.00	21.73	30.00	-8.27	

Table 7-53. CDD Primary 80MHz BW 802.11ax SP Maximum Conducted Output Power and Max EIRP (Highest Power Among Partially Loaded RU's)

5GHz (160MHz Bandwidth)	Frequency [MHz]	Channel	Mode	Detector	RU Size	RU Index	Data Rate [Mbps]	Conducted Powers [dBm]			Ant. Gain [dBi]	Max e.i.r.p. [dBm]	Max e.i.r.p. Limit [dBm]	e.i.r.p. Margin [dB]
								Antenna WF7a	Antenna WF2a	Summed				
								6025	15 (L)	CDD				
	6025	15 (U)	CDD	AVG	996	67	1020.8/1201 (MCS11)	17.32	17.21	20.28	1.20	21.48	30.00	-8.52
	6185	47 (L)	CDD	AVG	996	67	1020.8/1201 (MCS11)	17.30	17.67	20.50	1.20	21.70	30.00	-8.30
	6185	47 (U)	CDD	AVG	996	67	1020.8/1201 (MCS11)	17.61	17.72	20.68	1.20	21.88	30.00	-8.12
	6345	79 (L)	CDD	AVG	996	67	1020.8/1201 (MCS11)	16.97	17.98	20.51	1.20	21.71	30.00	-8.29
	6345	79 (U)	CDD	AVG	996	67	1020.8/1201 (MCS11)	17.06	17.92	20.52	1.20	21.72	25.00	-3.28
	6665	143 (L)	CDD	AVG	996	67	1020.8/1201 (MCS11)	16.16	17.11	19.67	2.00	21.67	28.00	-6.33
	6665	143 (L)	CDD	AVG	996	67	1020.8/1201 (MCS11)	16.12	17.03	19.61	2.00	21.61	29.00	-7.39

Table 7-54. CDD Primary 160MHz BW 802.11ax SP Maximum Conducted Output Power and Max EIRP (Highest Power Among Partially Loaded RU's)

FCC ID: BCGA2898 IC: 579C-A2898		MEASUREMENT REPORT (CERTIFICATION)	Approved by: Technical Manager
Test Report S/N: 1C2311270065-14-R2.BCG	Test Dates: 12/1/2023 - 04/04/2024	EUT Type: Tablet Device	Page 77 of 617

5GHz (20MHz Bandwidth)	Frequency [MHz]	Channel	Mode	Detector	RU Size	RU Index	Data Rate [Mbps]	Conducted Powers [dBm]			Ant. Gain [dBi]	Max e.i.r.p. [dBm]	Max e.i.r.p. Limit [dBm]	e.i.r.p. Margin [dB]
								Antenna WF7a	Antenna WF2a	Summed				
	5955	1	CDD	AVG	242	61	243.8/286.8 (MCS11)	17.79	17.55	20.68	1.20	21.88	30.00	-8.12
	6175	45	CDD	AVG	242	61	243.8/286.8 (MCS11)	17.57	17.66	20.62	1.20	21.82	30.00	-8.18
	6415	93	CDD	AVG	242	61	243.8/286.8 (MCS11)	17.01	17.97	20.53	1.20	21.73	30.00	-8.27
	6535	117	CDD	AVG	242	61	243.8/286.8 (MCS11)	16.35	17.54	20.00	2.00	22.00	30.00	-8.00
	6695	149	CDD	AVG	242	61	243.8/286.8 (MCS11)	16.11	17.15	19.67	2.00	21.67	30.00	-8.33
	6855	181	CDD	AVG	242	61	243.8/286.8 (MCS11)	16.29	16.54	19.43	2.00	21.43	30.00	-8.57

Table 7-55. CDD Primary 20MHz BW 802.11ax SP Maximum Conducted Output Power and Max EIRP (Fully-loaded RU)

5GHz (40MHz Bandwidth)	Frequency [MHz]	Channel	Mode	Detector	RU Size	RU Index	Data Rate [Mbps]	Conducted Powers [dBm]			Ant. Gain [dBi]	Max e.i.r.p. [dBm]	Max e.i.r.p. Limit [dBm]	e.i.r.p. Margin [dB]
								Antenna WF7a	Antenna WF2a	Summed				
	5965	3	CDD	AVG	484	65	487.5/573.5 (MCS11)	18.04	18.01	21.03	1.20	22.23	30.00	-7.77
	6165	43	CDD	AVG	484	65	487.5/573.5 (MCS11)	17.91	17.91	20.92	1.20	22.12	30.00	-7.88
	6405	91	CDD	AVG	484	65	487.5/573.5 (MCS11)	17.41	17.88	20.66	1.20	21.86	30.00	-8.14
	6565	123	CDD	AVG	484	65	487.5/573.5 (MCS11)	16.63	17.32	20.00	2.00	22.00	30.00	-8.00
	6725	155	CDD	AVG	484	65	487.5/573.5 (MCS11)	16.82	17.20	20.03	2.00	22.03	30.00	-7.97
	6845	179	CDD	AVG	484	65	487.5/573.5 (MCS11)	17.24	16.82	20.05	2.00	22.05	30.00	-7.95

Table 7-56. CDD 40MHz BW 802.11ax SP Maximum Conducted Output Power and Max EIRP (Fully-loaded RU)

5GHz (80MHz Bandwidth)	Frequency [MHz]	Channel	Mode	Detector	RU Size	RU Index	Data Rate [Mbps]	Conducted Powers [dBm]			Ant. Gain [dBi]	Max e.i.r.p. [dBm]	Max e.i.r.p. Limit [dBm]	e.i.r.p. Margin [dB]
								Antenna WF7a	Antenna WF2a	Summed				
	5985	7	CDD	AVG	996	67	1020.8/1201 (MCS11)	17.54	17.65	20.61	1.20	21.81	30.00	-8.19
	6145	39	CDD	AVG	996	67	1020.8/1201 (MCS11)	17.40	17.75	20.59	1.20	21.79	30.00	-8.21
	6385	87	CDD	AVG	996	67	1020.8/1201 (MCS11)	16.98	18.29	20.69	1.20	21.89	30.00	-8.11
	6625	135	CDD	AVG	996	67	1020.8/1201 (MCS11)	16.11	17.27	19.74	2.00	21.74	30.00	-8.26
	6705	151	CDD	AVG	996	67	1020.8/1201 (MCS11)	16.12	17.36	19.79	2.00	21.79	30.00	-8.21
	6785	167	CDD	AVG	996	67	1020.8/1201 (MCS11)	16.22	16.97	19.62	2.00	21.62	30.00	-8.38

Table 7-57. CDD Primary 80MHz BW 802.11ax SP Maximum Conducted Output Power and Max EIRP (Fully-loaded RU)

5GHz (160MHz Bandwidth)	Frequency [MHz]	Channel	Mode	Detector	RU Size	RU Index	Data Rate [Mbps]	Conducted Powers [dBm]			Ant. Gain [dBi]	Max e.i.r.p. [dBm]	Max e.i.r.p. Limit [dBm]	e.i.r.p. Margin [dB]
								Antenna WF7a	Antenna WF2a	Summed				
	6025	15	CDD	AVG	996x2	68	2041.6/2402 (MCS11)	18.77	18.50	21.64	1.20	22.84	30.00	-7.16
	6185	47	CDD	AVG	996x2	68	2041.6/2402 (MCS11)	18.50	18.66	21.59	1.20	22.79	30.00	-7.21
	6345	79	CDD	AVG	996x2	68	2041.6/2402 (MCS11)	18.33	18.51	21.43	1.20	22.63	30.00	-7.37
	6665	143	CDD	AVG	996x2	68	2041.6/2402 (MCS11)	17.05	17.80	20.45	2.00	22.45	30.00	-7.55

Table 7-58. CDD Primary 160MHz BW 802.11ax SP Maximum Conducted Output Power and Max EIRP (Fully-loaded RU)

FCC ID: BCGA2898 IC: 579C-A2898		MEASUREMENT REPORT (CERTIFICATION)	Approved by: Technical Manager
Test Report S/N: 1C2311270065-14-R2.BCG	Test Dates: 12/1/2023 - 04/04/2024	EUT Type: Tablet Device	Page 78 of 617

### 7.3.5 CDD Diversity SP Conducted Output Power Measurements

5GHz (20MHz Bandwidth)	Frequency [MHz]	Channel	Mode	Detector	RU Size	RU Index	Data Rate [Mbps]	Conducted Powers [dBm]			Ant. Gain [dBi]	Max e.i.r.p. [dBm]	Max e.i.r.p. Limit [dBm]	e.i.r.p. Margin [dB]
								Antenna WF2a	Antenna WF7b	Summed				
								5955	1	CDD				
		CDD	AVG	26	4	25/29.4 (MCS11)	9.89	9.78	12.85	1.00	13.85	30.00	-16.15	
		CDD	AVG	26	8	25/29.4 (MCS11)	9.81	9.88	12.85	1.00	13.85	30.00	-16.15	
	6175	45	CDD	AVG	26	0	25/29.4 (MCS11)	9.99	9.76	12.89	1.00	13.89	30.00	-16.11
		CDD	AVG	26	4	25/29.4 (MCS11)	9.70	9.89	12.80	1.00	13.80	30.00	-16.20	
		CDD	AVG	26	8	25/29.4 (MCS11)	9.87	9.83	12.86	1.00	13.86	30.00	-16.14	
	6415	93	CDD	AVG	26	0	25/29.4 (MCS11)	10.00	9.94	12.98	1.00	13.98	30.00	-16.02
		CDD	AVG	26	4	25/29.4 (MCS11)	9.82	9.73	12.79	1.00	13.79	30.00	-16.21	
		CDD	AVG	26	8	25/29.4 (MCS11)	9.76	9.80	12.79	1.00	13.79	30.00	-16.21	
	6535	117	CDD	AVG	26	0	25/29.4 (MCS11)	9.37	9.34	12.36	2.50	14.86	30.00	-15.14
		CDD	AVG	26	4	25/29.4 (MCS11)	9.33	9.49	12.42	2.50	14.92	30.00	-15.08	
		CDD	AVG	26	8	25/29.4 (MCS11)	9.38	9.50	12.45	2.50	14.95	30.00	-15.05	
	6695	149	CDD	AVG	26	0	25/29.4 (MCS11)	9.30	9.39	12.35	2.50	14.85	30.00	-15.15
		CDD	AVG	26	4	25/29.4 (MCS11)	9.44	9.16	12.31	2.50	14.81	30.00	-15.19	
		CDD	AVG	26	8	25/29.4 (MCS11)	9.45	9.45	12.46	2.50	14.96	30.00	-15.04	
	6855	181	CDD	AVG	26	0	25/29.4 (MCS11)	9.27	9.44	12.37	2.50	14.87	30.00	-15.13
		CDD	AVG	26	4	25/29.4 (MCS11)	9.48	9.49	12.50	2.50	15.00	30.00	-15.00	
		CDD	AVG	26	8	25/29.4 (MCS11)	9.36	9.42	12.40	2.50	14.90	30.00	-15.10	

Table 7-59. CDD Diversity 20MHz BW 802.11ax SP Maximum Conducted Output Power and Max EIRP (RU26)

5GHz (40MHz Bandwidth)	Frequency [MHz]	Channel	Mode	Detector	RU Size	RU Index	Data Rate [Mbps]	Conducted Powers [dBm]			Ant. Gain [dBi]	Max e.i.r.p. [dBm]	Max e.i.r.p. Limit [dBm]	e.i.r.p. Margin [dB]
								Antenna WF2a	Antenna WF7b	Summed				
								5965	3	CDD				
		CDD	AVG	26	8	25/29.4 (MCS11)	9.87	9.81	12.85	1.00	13.85	30.00	-16.15	
		CDD	AVG	26	17	25/29.4 (MCS11)	9.99	9.93	12.97	1.00	13.97	30.00	-16.03	
	6165	43	CDD	AVG	26	0	25/29.4 (MCS11)	9.91	9.98	12.96	1.00	13.96	30.00	-16.04
		CDD	AVG	26	8	25/29.4 (MCS11)	9.80	9.84	12.83	1.00	13.83	30.00	-16.17	
		CDD	AVG	26	17	25/29.4 (MCS11)	9.94	9.92	12.94	1.00	13.94	30.00	-16.06	
	6405	91	CDD	AVG	26	0	25/29.4 (MCS11)	9.91	9.86	12.90	1.00	13.90	30.00	-16.10
		CDD	AVG	26	8	25/29.4 (MCS11)	9.97	9.91	12.95	1.00	13.95	30.00	-16.05	
		CDD	AVG	26	17	25/29.4 (MCS11)	9.83	9.84	12.85	1.00	13.85	30.00	-16.15	
	6565	123	CDD	AVG	26	0	25/29.4 (MCS11)	9.42	9.47	12.46	2.50	14.96	30.00	-15.04
		CDD	AVG	26	8	25/29.4 (MCS11)	9.48	9.35	12.42	2.50	14.92	30.00	-15.08	
		CDD	AVG	26	17	25/29.4 (MCS11)	9.50	9.44	12.48	2.50	14.98	30.00	-15.02	
	6725	155	CDD	AVG	26	0	25/29.4 (MCS11)	9.29	9.50	12.41	2.50	14.91	30.00	-15.09
		CDD	AVG	26	8	25/29.4 (MCS11)	9.50	9.27	12.40	2.50	14.90	30.00	-15.10	
		CDD	AVG	26	17	25/29.4 (MCS11)	9.50	9.46	12.49	2.50	14.99	30.00	-15.01	
	6845	179	CDD	AVG	26	0	25/29.4 (MCS11)	9.50	9.26	12.39	2.50	14.89	30.00	-15.11
		CDD	AVG	26	8	25/29.4 (MCS11)	9.34	9.44	12.40	2.50	14.90	30.00	-15.10	
		CDD	AVG	26	17	25/29.4 (MCS11)	9.41	9.49	12.46	2.50	14.96	30.00	-15.04	

Table 7-60. CDD Diversity 40MHz BW 802.11ax SP Maximum Conducted Output Power and Max EIRP (RU26)

5GHz (80MHz Bandwidth)	Frequency [MHz]	Channel	Mode	Detector	RU Size	RU Index	Data Rate [Mbps]	Conducted Powers [dBm]			Ant. Gain [dBi]	Max e.i.r.p. [dBm]	Max e.i.r.p. Limit [dBm]	e.i.r.p. Margin [dB]
								Antenna WF2a	Antenna WF7b	Summed				
								5985	7	CDD				
		CDD	AVG	26	18	25/29.4 (MCS11)	9.90	9.90	12.91	1.00	13.91	30.00	-16.09	
		CDD	AVG	26	36	25/29.4 (MCS11)	9.91	9.71	12.82	1.00	13.82	30.00	-16.18	
	6145	39	CDD	AVG	26	0	25/29.4 (MCS11)	9.86	9.85	12.86	1.00	13.86	30.00	-16.14
		CDD	AVG	26	18	25/29.4 (MCS11)	9.81	9.92	12.88	1.00	13.88	30.00	-16.12	
		CDD	AVG	26	36	25/29.4 (MCS11)	9.77	9.88	12.84	1.00	13.84	30.00	-16.16	
	6385	87	CDD	AVG	26	0	25/29.4 (MCS11)	10.00	9.96	12.99	1.00	13.99	30.00	-16.01
		CDD	AVG	26	18	25/29.4 (MCS11)	9.81	9.76	12.79	1.00	13.79	30.00	-16.21	
		CDD	AVG	26	36	25/29.4 (MCS11)	9.98	9.95	12.97	1.00	13.97	30.00	-16.03	
	6625	135	CDD	AVG	26	0	25/29.4 (MCS11)	9.25	9.44	12.36	2.50	14.86	30.00	-15.14
		CDD	AVG	26	18	25/29.4 (MCS11)	9.33	9.32	12.34	2.50	14.84	30.00	-15.16	
		CDD	AVG	26	36	25/29.4 (MCS11)	9.45	9.43	12.45	2.50	14.95	30.00	-15.05	
	6705	151	CDD	AVG	26	0	25/29.4 (MCS11)	9.36	9.39	12.39	2.50	14.89	30.00	-15.11
		CDD	AVG	26	18	25/29.4 (MCS11)	9.21	9.22	12.23	2.50	14.73	30.00	-15.27	
		CDD	AVG	26	36	25/29.4 (MCS11)	9.43	9.49	12.47	2.50	14.97	30.00	-15.03	
	6785	167	CDD	AVG	26	0	25/29.4 (MCS11)	9.30	9.50	12.41	2.50	14.91	30.00	-15.09
		CDD	AVG	26	18	25/29.4 (MCS11)	9.37	9.36	12.37	2.50	14.87	30.00	-15.13	
		CDD	AVG	26	36	25/29.4 (MCS11)	9.26	9.47	12.38	2.50	14.88	30.00	-15.12	

Table 7-61. CDD Diversity 80MHz BW 802.11ax SP Maximum Conducted Output Power and Max EIRP (RU26)

FCC ID: BCGA2898 IC: 579C-A2898		MEASUREMENT REPORT (CERTIFICATION)	Approved by: Technical Manager
Test Report S/N: 1C2311270065-14-R2.BCG	Test Dates: 12/1/2023 - 04/04/2024	EUT Type: Tablet Device	Page 79 of 617

5GHz (160MHz Bandwidth)	Frequency [MHz]	Channel	Mode	Detector	RU Size	RU Index	Data Rate [Mbps]	Conducted Powers [dBm]			Ant. Gain [dBi]	Max e.i.r.p. [dBm]	Max e.i.r.p. Limit [dBm]	e.i.r.p. Margin [dB]
								Antenna WF2a	Antenna WF7b	Summed				
	6025	15	CDD	AVG	26	0	25/29.4 (MCS11)	9.97	9.95	12.97	1.00	13.97	30.00	-16.03
			CDD	AVG	26	18	25/29.4 (MCS11)	9.76	9.95	12.87	1.00	13.87	30.00	-16.13
			CDD	AVG	26	36	25/29.4 (MCS11)	9.91	9.93	12.93	1.00	13.93	30.00	-16.07
	6185	47	CDD	AVG	26	0	25/29.4 (MCS11)	9.81	9.83	12.83	1.00	13.83	30.00	-16.17
			CDD	AVG	26	18	25/29.4 (MCS11)	9.97	9.77	12.88	1.00	13.88	30.00	-16.12
			CDD	AVG	26	36	25/29.4 (MCS11)	9.83	9.79	12.82	1.00	13.82	30.00	-16.18
	6345	79	CDD	AVG	26	0	25/29.4 (MCS11)	9.94	9.97	12.96	1.00	13.96	30.00	-16.04
			CDD	AVG	26	18	25/29.4 (MCS11)	10.00	9.79	12.91	1.00	13.91	30.00	-16.09
			CDD	AVG	26	36	25/29.4 (MCS11)	9.96	9.89	12.93	1.00	13.93	30.00	-16.07
	6665	143	CDD	AVG	26	0	25/29.4 (MCS11)	9.37	9.49	12.44	2.50	14.94	30.00	-15.06
			CDD	AVG	26	18	25/29.4 (MCS11)	9.22	9.44	12.34	2.50	14.84	30.00	-15.16
			CDD	AVG	26	36	25/29.4 (MCS11)	9.50	9.34	12.43	2.50	14.93	30.00	-15.07

Table 7-62. CDD Diversity 160MHz BW 802.11ax SP Maximum Conducted Output Power and Max EIRP (RU26)

FCC ID: BCGA2898 IC: 579C-A2898		MEASUREMENT REPORT (CERTIFICATION)	Approved by: Technical Manager
Test Report S/N: 1C2311270065-14-R2.BCG	Test Dates: 12/1/2023 - 04/04/2024	EUT Type: Tablet Device	Page 80 of 617

5GHz (20MHz Bandwidth)	Frequency [MHz]	Channel	Mode	Detector	RU Size	RU Index	Data Rate [Mbps]	Conducted Powers [dBm]			Ant. Gain [dBi]	Max e.i.r.p. [dBm]	Max e.i.r.p. Limit [dBm]	e.i.r.p. Margin [dB]
								Antenna WF2a	Antenna WF7b	Summed				
5955	1	CDD	AVG	106	53	106.3/125 (MCS11)	15.89	15.91	18.91	1.00	19.91	30.00	-10.09	
		CDD	AVG	106	54	106.3/125 (MCS11)	16.00	15.91	18.97	1.00	19.97	30.00	-10.03	
6175	45	CDD	AVG	106	53	106.3/125 (MCS11)	15.79	15.90	18.85	1.00	19.85	30.00	-10.15	
		CDD	AVG	106	54	106.3/125 (MCS11)	15.93	15.91	18.93	1.00	19.93	30.00	-10.07	
6415	93	CDD	AVG	106	53	106.3/125 (MCS11)	15.92	15.79	18.87	1.00	19.87	30.00	-10.13	
		CDD	AVG	106	54	106.3/125 (MCS11)	15.98	15.88	18.94	1.00	19.94	30.00	-10.06	
6535	117	CDD	AVG	106	53	106.3/125 (MCS11)	15.50	15.31	18.42	2.50	20.92	30.00	-9.08	
		CDD	AVG	106	54	106.3/125 (MCS11)	15.44	15.28	18.37	2.50	20.87	30.00	-9.13	
6695	149	CDD	AVG	106	53	106.3/125 (MCS11)	15.27	15.31	18.30	2.50	20.80	30.00	-9.20	
		CDD	AVG	106	54	106.3/125 (MCS11)	15.43	15.39	18.42	2.50	20.92	30.00	-9.08	
6855	181	CDD	AVG	106	53	106.3/125 (MCS11)	15.48	15.32	18.41	2.50	20.91	30.00	-9.09	
		CDD	AVG	106	54	106.3/125 (MCS11)	15.39	15.29	18.35	2.50	20.85	30.00	-9.15	

Table 7-63. CDD Diversity 20MHz BW 802.11ax SP Maximum Conducted Output Power and Max EIRP (Highest Power Among Partially Loaded RU's)

5GHz (40MHz Bandwidth)	Frequency [MHz]	Channel	Mode	Detector	RU Size	RU Index	Data Rate [Mbps]	Conducted Powers [dBm]			Ant. Gain [dBi]	Max e.i.r.p. [dBm]	Max e.i.r.p. Limit [dBm]	e.i.r.p. Margin [dB]
								Antenna WF2a	Antenna WF7b	Summed				
5965	3	CDD	AVG	242	61	243.8/286.8 (MCS11)	17.40	16.92	20.17	1.00	21.17	30.00	-8.83	
		CDD	AVG	242	62	243.8/286.8 (MCS11)	17.38	16.95	20.18	1.00	21.18	30.00	-8.82	
6165	43	CDD	AVG	242	61	243.8/286.8 (MCS11)	17.61	16.98	20.31	1.00	21.31	30.00	-8.69	
		CDD	AVG	242	62	243.8/286.8 (MCS11)	17.65	17.09	20.39	1.00	21.39	30.00	-8.61	
6405	91	CDD	AVG	242	61	243.8/286.8 (MCS11)	17.72	17.06	20.41	1.00	21.41	30.00	-8.59	
		CDD	AVG	242	62	243.8/286.8 (MCS11)	17.80	17.09	20.47	1.00	21.47	30.00	-8.53	
6565	123	CDD	AVG	242	61	243.8/286.8 (MCS11)	16.96	16.20	19.61	2.50	22.11	30.00	-7.89	
		CDD	AVG	242	62	243.8/286.8 (MCS11)	16.97	16.32	19.67	2.50	22.17	30.00	-7.83	
6725	155	CDD	AVG	242	61	243.8/286.8 (MCS11)	16.63	16.11	19.39	2.50	21.89	30.00	-8.11	
		CDD	AVG	242	62	243.8/286.8 (MCS11)	16.57	16.08	19.34	2.50	21.84	30.00	-8.16	
6845	179	CDD	AVG	242	61	243.8/286.8 (MCS11)	16.31	15.79	19.07	2.50	21.57	30.00	-8.43	
		CDD	AVG	242	62	243.8/286.8 (MCS11)	16.36	15.85	19.12	2.50	21.62	30.00	-8.38	

Table 7-64. CDD Diversity 40MHz BW 802.11ax SP Maximum Conducted Output Power and Max EIRP (Highest Power Among Partially Loaded RU's)

5GHz (80MHz Bandwidth)	Frequency [MHz]	Channel	Mode	Detector	RU Size	RU Index	Data Rate [Mbps]	Conducted Powers [dBm]			Ant. Gain [dBi]	Max e.i.r.p. [dBm]	Max e.i.r.p. Limit [dBm]	e.i.r.p. Margin [dB]
								Antenna WF2a	Antenna WF7b	Summed				
5985	7	CDD	AVG	484	65	487.5/573.5 (MCS11)	17.56	17.24	20.41	1.00	21.41	30.00	-8.59	
		CDD	AVG	484	66	487.5/573.5 (MCS11)	17.60	17.13	20.38	1.00	21.38	30.00	-8.62	
6145	39	CDD	AVG	484	65	487.5/573.5 (MCS11)	17.70	17.11	20.43	1.00	21.43	30.00	-8.57	
		CDD	AVG	484	66	487.5/573.5 (MCS11)	17.65	17.22	20.45	1.00	21.45	30.00	-8.55	
6385	87	CDD	AVG	484	65	487.5/573.5 (MCS11)	17.77	17.38	20.59	1.00	21.59	30.00	-8.41	
		CDD	AVG	484	66	487.5/573.5 (MCS11)	17.73	17.37	20.56	1.00	21.56	30.00	-8.44	
6625	135	CDD	AVG	484	65	487.5/573.5 (MCS11)	16.87	16.57	19.73	2.50	22.23	30.00	-7.77	
		CDD	AVG	484	66	487.5/573.5 (MCS11)	16.69	16.43	19.57	2.50	22.07	30.00	-7.93	
6705	151	CDD	AVG	484	65	487.5/573.5 (MCS11)	16.92	16.54	19.75	2.50	22.25	30.00	-7.75	
		CDD	AVG	484	66	487.5/573.5 (MCS11)	16.73	16.34	19.55	2.50	22.05	30.00	-7.95	
6785	167	CDD	AVG	484	65	487.5/573.5 (MCS11)	16.79	16.42	19.62	2.50	22.12	30.00	-7.88	
		CDD	AVG	484	66	487.5/573.5 (MCS11)	16.81	16.39	19.62	2.50	22.12	30.00	-7.88	

Table 7-65. CDD Diversity 80MHz BW 802.11ax SP Maximum Conducted Output Power and Max EIRP (Highest Power Among Partially Loaded RU's)

5GHz (160MHz Bandwidth)	Frequency [MHz]	Channel	Mode	Detector	RU Size	RU Index	Data Rate [Mbps]	Conducted Powers [dBm]			Ant. Gain [dBi]	Max e.i.r.p. [dBm]	Max e.i.r.p. Limit [dBm]	e.i.r.p. Margin [dB]
								Antenna WF2a	Antenna WF7b	Summed				
6025	15 (L)	CDD	AVG	996	67	1020.8/1201 (MCS11)	17.48	16.50	20.03	1.00	21.03	30.00	-8.97	
		CDD	AVG	996	67	1020.8/1201 (MCS11)	17.32	16.41	19.90	1.00	20.90	30.00	-9.10	
6185	47 (L)	CDD	AVG	996	67	1020.8/1201 (MCS11)	17.64	16.67	20.19	1.00	21.19	30.00	-8.81	
		CDD	AVG	996	67	1020.8/1201 (MCS11)	17.55	16.61	20.12	1.00	21.12	30.00	-8.88	
6345	79 (L)	CDD	AVG	996	67	1020.8/1201 (MCS11)	17.84	16.73	20.33	1.00	21.33	30.00	-8.67	
		CDD	AVG	996	67	1020.8/1201 (MCS11)	17.73	16.69	20.25	1.00	21.25	30.00	-8.75	
6665	143 (L)	CDD	AVG	996	67	1020.8/1201 (MCS11)	17.10	16.27	19.72	2.50	22.22	30.00	-7.78	
		CDD	AVG	996	67	1020.8/1201 (MCS11)	17.01	16.21	19.64	2.50	22.14	30.00	-7.86	

Table 7-66. CDD Diversity 160MHz BW 802.11ax SP Maximum Conducted Output Power and Max EIRP (Highest Power Among Partially Loaded RU's)

FCC ID: BCGA2898 IC: 579C-A2898		MEASUREMENT REPORT (CERTIFICATION)	Approved by: Technical Manager
Test Report S/N: 1C2311270065-14-R2.BCG	Test Dates: 12/1/2023 - 04/04/2024	EUT Type: Tablet Device	Page 81 of 617



5GHz (20MHz Bandwidth)	Frequency [MHz]	Channel	Mode	Detector	RU Size	RU Index	Data Rate [Mbps]	Conducted Powers [dBm]			Ant. Gain [dBi]	Max e.i.r.p. [dBm]	Max e.i.r.p. Limit [dBm]	e.i.r.p. Margin [dB]
								Antenna WF2a	Antenna WF7b	Summed				
	5955	1	CDD	AVG	242	61	243.8/286.8 (MCS11)	17.64	16.91	20.30	1.00	21.30	30.00	-8.70
6175	45	CDD	AVG	242	61	243.8/286.8 (MCS11)	17.81	17.14	20.50	1.00	21.50	30.00	-8.50	
6415	93	CDD	AVG	242	61	243.8/286.8 (MCS11)	17.97	16.89	20.48	1.00	21.48	30.00	-8.52	
6535	117	CDD	AVG	242	61	243.8/286.8 (MCS11)	17.54	16.59	20.10	2.50	22.60	30.00	-7.40	
6695	149	CDD	AVG	242	61	243.8/286.8 (MCS11)	17.10	16.19	19.68	2.50	22.18	30.00	-7.82	
6855	181	CDD	AVG	242	61	243.8/286.8 (MCS11)	16.59	16.03	19.33	2.50	21.83	30.00	-8.17	

Table 7-67. CDD Diversity 20MHz BW 802.11ax SP Maximum Conducted Output Power and Max EIRP (Fully-loaded RU)

5GHz (40MHz Bandwidth)	Frequency [MHz]	Channel	Mode	Detector	RU Size	RU Index	Data Rate [Mbps]	Conducted Powers [dBm]			Ant. Gain [dBi]	Max e.i.r.p. [dBm]	Max e.i.r.p. Limit [dBm]	e.i.r.p. Margin [dB]
								Antenna WF2a	Antenna WF7b	Summed				
	5965	3	CDD	AVG	484	65	487.5/573.5 (MCS11)	17.95	17.18	20.59	1.00	21.59	30.00	-8.41
6165	43	CDD	AVG	484	65	487.5/573.5 (MCS11)	17.83	17.53	20.69	1.00	21.69	30.00	-8.31	
6405	91	CDD	AVG	484	65	487.5/573.5 (MCS11)	17.87	17.33	20.62	1.00	21.62	30.00	-8.38	
6565	123	CDD	AVG	484	65	487.5/573.5 (MCS11)	17.43	16.66	20.07	2.50	22.57	30.00	-7.43	
6725	155	CDD	AVG	484	65	487.5/573.5 (MCS11)	17.19	16.84	20.03	2.50	22.53	30.00	-7.47	
6845	179	CDD	AVG	484	65	487.5/573.5 (MCS11)	16.88	16.80	19.85	2.50	22.35	30.00	-7.65	

Table 7-68. CDD Diversity 40MHz BW 802.11ax SP Maximum Conducted Output Power and Max EIRP (Fully-loaded RU)

5GHz (80MHz Bandwidth)	Frequency [MHz]	Channel	Mode	Detector	RU Size	RU Index	Data Rate [Mbps]	Conducted Powers [dBm]			Ant. Gain [dBi]	Max e.i.r.p. [dBm]	Max e.i.r.p. Limit [dBm]	e.i.r.p. Margin [dB]
								Antenna WF2a	Antenna WF7b	Summed				
	5985	7	CDD	AVG	996	67	1020.8/1201 (MCS11)	17.79	16.87	20.37	1.00	21.37	30.00	-8.63
6145	39	CDD	AVG	996	67	1020.8/1201 (MCS11)	17.82	17.02	20.45	1.00	21.45	30.00	-8.55	
6385	87	CDD	AVG	996	67	1020.8/1201 (MCS11)	18.09	16.92	20.55	1.00	21.55	30.00	-8.45	
6625	135	CDD	AVG	996	67	1020.8/1201 (MCS11)	17.37	16.20	19.83	2.50	22.33	30.00	-7.67	
6705	151	CDD	AVG	996	67	1020.8/1201 (MCS11)	17.49	16.33	19.96	2.50	22.46	30.00	-7.54	
6785	167	CDD	AVG	996	67	1020.8/1201 (MCS11)	17.14	15.84	19.55	2.50	22.05	30.00	-7.95	

Table 7-69. CDD Diversity 80MHz BW 802.11ax SP Maximum Conducted Output Power and Max EIRP (Fully-loaded RU)

5GHz (160MHz Bandwidth)	Frequency [MHz]	Channel	Mode	Detector	RU Size	RU Index	Data Rate [Mbps]	Conducted Powers [dBm]			Ant. Gain [dBi]	Max e.i.r.p. [dBm]	Max e.i.r.p. Limit [dBm]	e.i.r.p. Margin [dB]
								Antenna WF2a	Antenna WF7b	Summed				
	6025	15	CDD	AVG	996x2	68	2041.6/2402 (MCS11)	18.52	18.09	21.32	1.00	22.32	30.00	-7.68
6185	47	CDD	AVG	996x2	68	2041.6/2402 (MCS11)	18.59	18.02	21.32	1.00	22.32	30.00	-7.68	
6345	79	CDD	AVG	996x2	68	2041.6/2402 (MCS11)	18.52	18.02	21.29	1.00	22.29	30.00	-7.71	
6665	143	CDD	AVG	996x2	68	2041.6/2402 (MCS11)	17.77	17.24	20.52	2.50	23.02	30.00	-6.98	

Table 7-70. CDD Diversity 160MHz BW 802.11ax SP Maximum Conducted Output Power and Max EIRP (Fully-loaded RU)

FCC ID: BCGA2898 IC: 579C-A2898		MEASUREMENT REPORT (CERTIFICATION)	Approved by: Technical Manager
Test Report S/N: 1C2311270065-14-R2.BCG	Test Dates: 12/1/2023 - 04/04/2024	EUT Type: Tablet Device	Page 82 of 617

### 7.3.6 Antenna WF7a LPI Conducted Output Power Measurements

5GHz (20MHz Bandwidth)	Frequency [MHz]	Channel	Detector	RU Size	RU Index	Data Rate [Mbps]	Conducted Power [dBm]	Ant. Gain [dBi]	Max e.i.r.p. [dBm]	Max e.i.r.p. Limit [dBm]	e.i.r.p. Margin [dB]
	5955	1	AVG	26	0	12.5/14.7 (MCS11)	-1.75	1.20	-0.55	24.00	-24.55
			AVG	26	4	12.5/14.7 (MCS11)	-1.84	1.20	-0.64	24.00	-24.64
			AVG	26	8	12.5/14.7 (MCS11)	-1.78	1.20	-0.58	24.00	-24.58
	6175	45	AVG	26	0	12.5/14.7 (MCS11)	-1.12	1.20	0.08	24.00	-23.92
			AVG	26	4	12.5/14.7 (MCS11)	-1.05	1.20	0.15	24.00	-23.85
			AVG	26	8	12.5/14.7 (MCS11)	-1.09	1.20	0.11	24.00	-23.89
	6415	93	AVG	26	0	12.5/14.7 (MCS11)	-2.34	1.20	-1.14	24.00	-25.14
			AVG	26	4	12.5/14.7 (MCS11)	-2.21	1.20	-1.01	24.00	-25.01
			AVG	26	8	12.5/14.7 (MCS11)	-2.31	1.20	-1.11	24.00	-25.11
	6435	97	AVG	26	0	12.5/14.7 (MCS11)	-2.29	1.70	-0.59	24.00	-24.59
			AVG	26	4	12.5/14.7 (MCS11)	-2.25	1.70	-0.55	24.00	-24.55
			AVG	26	8	12.5/14.7 (MCS11)	-2.45	1.70	-0.75	24.00	-24.75
	6475	105	AVG	26	0	12.5/14.7 (MCS11)	-2.35	1.70	-0.65	24.00	-24.65
			AVG	26	4	12.5/14.7 (MCS11)	-2.32	1.70	-0.62	24.00	-24.62
			AVG	26	8	12.5/14.7 (MCS11)	-2.47	1.70	-0.77	24.00	-24.77
	6515	113	AVG	26	0	12.5/14.7 (MCS11)	-2.26	1.70	-0.56	24.00	-24.56
			AVG	26	4	12.5/14.7 (MCS11)	-2.35	1.70	-0.65	24.00	-24.65
			AVG	26	8	12.5/14.7 (MCS11)	-2.49	1.70	-0.79	24.00	-24.79
6535	117	AVG	26	0	12.5/14.7 (MCS11)	-3.43	2.00	-1.43	24.00	-25.43	
		AVG	26	4	12.5/14.7 (MCS11)	-3.27	2.00	-1.27	24.00	-25.27	
		AVG	26	8	12.5/14.7 (MCS11)	-3.32	2.00	-1.32	24.00	-25.32	
6695	149	AVG	26	0	12.5/14.7 (MCS11)	-3.39	2.00	-1.39	24.00	-25.39	
		AVG	26	4	12.5/14.7 (MCS11)	-3.30	2.00	-1.30	24.00	-25.30	
		AVG	26	8	12.5/14.7 (MCS11)	-3.29	2.00	-1.29	24.00	-25.29	
6875	185	AVG	26	0	12.5/14.7 (MCS11)	-3.38	2.00	-1.38	24.00	-25.38	
		AVG	26	4	12.5/14.7 (MCS11)	-3.28	2.00	-1.28	24.00	-25.28	
		AVG	26	8	12.5/14.7 (MCS11)	-3.31	2.00	-1.31	24.00	-25.31	
6895	189	AVG	26	0	12.5/14.7 (MCS11)	-1.71	0.80	-0.91	24.00	-24.91	
		AVG	26	4	12.5/14.7 (MCS11)	-1.62	0.80	-0.82	24.00	-24.82	
		AVG	26	8	12.5/14.7 (MCS11)	-1.56	0.80	-0.76	24.00	-24.76	
6995	209	AVG	26	0	12.5/14.7 (MCS11)	-1.51	0.80	-0.71	24.00	-24.71	
		AVG	26	4	12.5/14.7 (MCS11)	-1.67	0.80	-0.87	24.00	-24.87	
		AVG	26	8	12.5/14.7 (MCS11)	-1.71	0.80	-0.91	24.00	-24.91	
7095	229	AVG	26	0	12.5/14.7 (MCS11)	-1.70	0.80	-0.90	24.00	-24.90	
		AVG	26	4	12.5/14.7 (MCS11)	-1.52	0.80	-0.72	24.00	-24.72	
		AVG	26	8	12.5/14.7 (MCS11)	-1.57	0.80	-0.77	24.00	-24.77	

Table 7-71. Antenna WF7a 20MHz BW 802.11ax LPI Maximum Conducted Output Power and Max EIRP (RU26)

FCC ID: BCGA2898 IC: 579C-A2898		MEASUREMENT REPORT (CERTIFICATION)	Approved by: Technical Manager
Test Report S/N: 1C2311270065-14-R2.BCG	Test Dates: 12/1/2023 - 04/04/2024	EUT Type: Tablet Device	Page 83 of 617

5GHz (40MHz Bandwidth)	Frequency [MHz]	Channel	Detector	RU Size	RU Index	Data Rate [Mbps]	Conducted Power [dBm]	Ant. Gain [dBi]	Max e.i.r.p. [dBm]	Max e.i.r.p. Limit [dBm]	e.i.r.p. Margin [dB]
	5965	3	AVG	26	0	12.5/14.7 (MCS11)	-1.82	1.20	-0.62	24.00	-24.62
			AVG	26	8	12.5/14.7 (MCS11)	-1.75	1.20	-0.55	24.00	-24.55
			AVG	26	17	12.5/14.7 (MCS11)	-1.77	1.20	-0.57	24.00	-24.57
	6165	43	AVG	26	0	12.5/14.7 (MCS11)	-1.05	1.20	0.15	24.00	-23.85
			AVG	26	8	12.5/14.7 (MCS11)	-1.03	1.20	0.17	24.00	-23.83
			AVG	26	17	12.5/14.7 (MCS11)	-1.00	1.20	0.20	24.00	-23.80
	6405	91	AVG	26	0	12.5/14.7 (MCS11)	-2.09	1.20	-0.89	24.00	-24.89
			AVG	26	8	12.5/14.7 (MCS11)	-1.88	1.20	-0.68	24.00	-24.68
			AVG	26	17	12.5/14.7 (MCS11)	-2.18	1.20	-0.98	24.00	-24.98
	6445	99	AVG	26	0	12.5/14.7 (MCS11)	-2.37	1.70	-0.67	24.00	-24.67
			AVG	26	8	12.5/14.7 (MCS11)	-2.34	1.70	-0.64	24.00	-24.64
AVG			26	17	12.5/14.7 (MCS11)	-2.31	1.70	-0.61	24.00	-24.61	
6485	107	AVG	26	0	12.5/14.7 (MCS11)	-2.27	1.70	-0.57	24.00	-24.57	
		AVG	26	8	12.5/14.7 (MCS11)	-2.37	1.70	-0.67	24.00	-24.67	
		AVG	26	17	12.5/14.7 (MCS11)	-2.26	1.70	-0.56	24.00	-24.56	
6525	115	AVG	26	0	12.5/14.7 (MCS11)	-3.30	1.70	-1.60	24.00	-25.60	
		AVG	26	8	12.5/14.7 (MCS11)	-3.31	1.70	-1.61	24.00	-25.61	
		AVG	26	17	12.5/14.7 (MCS11)	-3.28	1.70	-1.58	24.00	-25.58	
6565	123	AVG	26	0	12.5/14.7 (MCS11)	-3.42	2.00	-1.42	24.00	-25.42	
		AVG	26	8	12.5/14.7 (MCS11)	-3.31	2.00	-1.31	24.00	-25.31	
		AVG	26	17	12.5/14.7 (MCS11)	-3.46	2.00	-1.46	24.00	-25.46	
6725	155	AVG	26	0	12.5/14.7 (MCS11)	-3.29	2.00	-1.29	24.00	-25.29	
		AVG	26	8	12.5/14.7 (MCS11)	-3.39	2.00	-1.39	24.00	-25.39	
		AVG	26	17	12.5/14.7 (MCS11)	-3.38	2.00	-1.38	24.00	-25.38	
6845	179	AVG	26	0	12.5/14.7 (MCS11)	-3.28	2.00	-1.28	24.00	-25.28	
		AVG	26	8	12.5/14.7 (MCS11)	-3.32	2.00	-1.32	24.00	-25.32	
		AVG	26	17	12.5/14.7 (MCS11)	-3.29	2.00	-1.29	24.00	-25.29	
6885	187	AVG	26	0	12.5/14.7 (MCS11)	-3.39	0.80	-2.59	24.00	-26.59	
		AVG	26	8	12.5/14.7 (MCS11)	-3.25	0.80	-2.45	24.00	-26.45	
		AVG	26	17	12.5/14.7 (MCS11)	-3.51	0.80	-2.71	24.00	-26.71	
7005	211	AVG	26	0	12.5/14.7 (MCS11)	-1.64	0.80	-0.84	24.00	-24.84	
		AVG	26	8	12.5/14.7 (MCS11)	-1.55	0.80	-0.75	24.00	-24.75	
		AVG	26	17	12.5/14.7 (MCS11)	-1.56	0.80	-0.76	24.00	-24.76	
7085	227	AVG	26	0	12.5/14.7 (MCS11)	-1.55	0.80	-0.75	24.00	-24.75	
		AVG	26	8	12.5/14.7 (MCS11)	-1.58	0.80	-0.78	24.00	-24.78	
		AVG	26	17	12.5/14.7 (MCS11)	-1.58	0.80	-0.78	24.00	-24.78	

Table 7-72. Antenna WF7a 40MHz BW 802.11ax LPI Maximum Conducted Output Power and Max EIRP (RU26)

FCC ID: BCGA2898 IC: 579C-A2898	 MEASUREMENT REPORT (CERTIFICATION)		Approved by: Technical Manager
Test Report S/N: 1C2311270065-14-R2.BCG	Test Dates: 12/1/2023 - 04/04/2024	EUT Type: Tablet Device	Page 84 of 617

5GHz (80MHz Bandwidth)	Frequency [MHz]	Channel	Detector	RU Size	RU Index	Data Rate [Mbps]	Conducted Power [dBm]	Ant. Gain [dBi]	Max e.i.r.p. [dBm]	Max e.i.r.p. Limit [dBm]	e.i.r.p. Margin [dB]
	5985	7	AVG	26	0	12.5/14.7 (MCS11)	-1.80	1.20	-0.60	24.00	-24.60
			AVG	26	18	12.5/14.7 (MCS11)	-1.79	1.20	-0.59	24.00	-24.59
			AVG	26	36	12.5/14.7 (MCS11)	-1.76	1.20	-0.56	24.00	-24.56
	6145	39	AVG	26	0	12.5/14.7 (MCS11)	-1.04	1.20	0.16	24.00	-23.84
			AVG	26	18	12.5/14.7 (MCS11)	-1.13	1.20	0.07	24.00	-23.93
			AVG	26	36	12.5/14.7 (MCS11)	-1.02	1.20	0.18	24.00	-23.82
	6385	87	AVG	26	0	12.5/14.7 (MCS11)	-1.65	1.20	-0.45	24.00	-24.45
			AVG	26	18	12.5/14.7 (MCS11)	-1.51	1.20	-0.31	24.00	-24.31
			AVG	26	36	12.5/14.7 (MCS11)	-1.73	1.20	-0.53	24.00	-24.53
	6465	103	AVG	26	0	12.5/14.7 (MCS11)	-2.26	1.70	-0.56	24.00	-24.56
			AVG	26	18	12.5/14.7 (MCS11)	-2.48	1.70	-0.78	24.00	-24.78
AVG			26	36	12.5/14.7 (MCS11)	-2.41	1.70	-0.71	24.00	-24.71	
6545	119	AVG	26	0	12.5/14.7 (MCS11)	-3.33	2.00	-1.33	24.00	-25.33	
		AVG	26	18	12.5/14.7 (MCS11)	-3.37	2.00	-1.37	24.00	-25.37	
		AVG	26	36	12.5/14.7 (MCS11)	-3.34	2.00	-1.34	24.00	-25.34	
6705	151	AVG	26	0	12.5/14.7 (MCS11)	-3.26	2.00	-1.26	24.00	-25.26	
		AVG	26	18	12.5/14.7 (MCS11)	-3.25	2.00	-1.25	24.00	-25.25	
		AVG	26	36	12.5/14.7 (MCS11)	-3.48	2.00	-1.48	24.00	-25.48	
6865	183	AVG	26	0	12.5/14.7 (MCS11)	-3.38	2.00	-1.38	24.00	-25.38	
		AVG	26	18	12.5/14.7 (MCS11)	-3.30	2.00	-1.30	24.00	-25.30	
		AVG	26	36	12.5/14.7 (MCS11)	-3.45	2.00	-1.45	24.00	-25.45	
6945	199	AVG	26	0	12.5/14.7 (MCS11)	-1.69	0.80	-0.89	24.00	-24.89	
		AVG	26	18	12.5/14.7 (MCS11)	-1.51	0.80	-0.71	24.00	-24.71	
		AVG	26	36	12.5/14.7 (MCS11)	-1.53	0.80	-0.73	24.00	-24.73	
7025	215	AVG	26	0	12.5/14.7 (MCS11)	-1.62	0.80	-0.82	24.00	-24.82	
		AVG	26	18	12.5/14.7 (MCS11)	-1.52	0.80	-0.72	24.00	-24.72	
		AVG	26	36	12.5/14.7 (MCS11)	-1.58	0.80	-0.78	24.00	-24.78	

Table 7-73. Antenna WF7a 80MHz BW 802.11ax LPI Maximum Conducted Output Power and Max EIRP (RU26)

5GHz (160MHz Bandwidth)	Frequency [MHz]	Channel	Detector	RU Size	RU Index	Data Rate [Mbps]	Conducted Power [dBm]	Ant. Gain [dBi]	Max e.i.r.p. [dBm]	Max e.i.r.p. Limit [dBm]	e.i.r.p. Margin [dB]
	6025	15	AVG	26	0	12.5/14.7 (MCS11)	-1.97	1.20	-0.77	24.00	-24.77
			AVG	26	18	12.5/14.7 (MCS11)	-1.98	1.20	-0.78	24.00	-24.78
			AVG	26	36	12.5/14.7 (MCS11)	-1.75	1.20	-0.55	24.00	-24.55
	6185	47	AVG	26	0	12.5/14.7 (MCS11)	-1.45	1.20	-0.25	24.00	-24.25
			AVG	26	18	12.5/14.7 (MCS11)	-1.21	1.20	-0.01	24.00	-24.01
			AVG	26	36	12.5/14.7 (MCS11)	-1.93	1.20	-0.73	24.00	-24.73
	6345	79	AVG	26	0	12.5/14.7 (MCS11)	-2.26	1.20	-1.06	24.00	-25.06
			AVG	26	18	12.5/14.7 (MCS11)	-1.81	1.20	-0.61	24.00	-24.61
			AVG	26	36	12.5/14.7 (MCS11)	-3.84	1.20	-2.64	24.00	-26.64
	6505	111	AVG	26	0	12.5/14.7 (MCS11)	-3.29	1.70	-1.59	24.00	-25.59
			AVG	26	18	12.5/14.7 (MCS11)	-3.42	1.70	-1.72	24.00	-25.72
AVG			26	36	12.5/14.7 (MCS11)	-3.33	1.70	-1.63	24.00	-25.63	
6665	143	AVG	26	0	12.5/14.7 (MCS11)	-3.30	2.00	-1.30	24.00	-25.30	
		AVG	26	18	12.5/14.7 (MCS11)	-3.26	2.00	-1.26	24.00	-25.26	
		AVG	26	36	12.5/14.7 (MCS11)	-3.42	2.00	-1.42	24.00	-25.42	
6825	175	AVG	26	0	12.5/14.7 (MCS11)	-3.25	2.00	-1.25	24.00	-25.25	
		AVG	26	18	12.5/14.7 (MCS11)	-3.46	2.00	-1.46	24.00	-25.46	
		AVG	26	36	12.5/14.7 (MCS11)	-3.26	2.00	-1.26	24.00	-25.26	
6985	207	AVG	26	0	12.5/14.7 (MCS11)	-1.65	0.80	-0.85	24.00	-24.85	
		AVG	26	18	12.5/14.7 (MCS11)	-1.55	0.80	-0.75	24.00	-24.75	
		AVG	26	36	12.5/14.7 (MCS11)	-1.74	0.80	-0.94	24.00	-24.94	

Table 7-74. Antenna WF7a 160MHz BW 802.11ax LPI Maximum Conducted Output Power and Max EIRP (RU26)

FCC ID: BCGA2898 IC: 579C-A2898		MEASUREMENT REPORT (CERTIFICATION)	Approved by: Technical Manager
Test Report S/N: 1C2311270065-14-R2.BCG	Test Dates: 12/1/2023 - 04/04/2024	EUT Type: Tablet Device	Page 85 of 617

5GHz (20MHz Bandwidth)	Frequency [MHz]	Channel	Detector	RU Size	RU Index	Data Rate [Mbps]	Conducted Power [dBm]	Ant. Gain [dBi]	Max e.i.r.p. [dBm]	Max e.i.r.p. Limit [dBm]	e.i.r.p. Margin [dB]
	5955	1	AVG	106	53	53.1/62.5 (MCS11)	4.22	1.20	5.42	24.00	-18.58
			AVG	106	54	53.1/62.5 (MCS11)	4.21	1.20	5.41	24.00	-18.59
	6175	45	AVG	106	53	53.1/62.5 (MCS11)	4.98	1.20	6.18	24.00	-17.82
			AVG	106	54	53.1/62.5 (MCS11)	5.00	1.20	6.20	24.00	-17.80
	6415	93	AVG	106	53	53.1/62.5 (MCS11)	4.37	1.20	5.57	24.00	-18.43
			AVG	106	54	53.1/62.5 (MCS11)	4.23	1.20	5.43	24.00	-18.57
	6435	97	AVG	106	53	53.1/62.5 (MCS11)	3.65	1.70	5.35	24.00	-18.65
			AVG	106	54	53.1/62.5 (MCS11)	3.75	1.70	5.45	24.00	-18.55
	6475	105	AVG	106	53	53.1/62.5 (MCS11)	3.73	1.70	5.43	24.00	-18.58
			AVG	106	54	53.1/62.5 (MCS11)	3.70	1.70	5.40	24.00	-18.60
	6515	113	AVG	106	53	53.1/62.5 (MCS11)	3.54	1.70	5.24	24.00	-18.76
			AVG	106	54	53.1/62.5 (MCS11)	3.55	1.70	5.25	24.00	-18.76
6535	117	AVG	106	53	53.1/62.5 (MCS11)	2.71	2.00	4.71	24.00	-19.29	
		AVG	106	54	53.1/62.5 (MCS11)	2.64	2.00	4.64	24.00	-19.36	
6695	149	AVG	106	53	53.1/62.5 (MCS11)	2.71	2.00	4.71	24.00	-19.29	
		AVG	106	54	53.1/62.5 (MCS11)	2.58	2.00	4.58	24.00	-19.43	
6875	185	AVG	106	53	53.1/62.5 (MCS11)	2.74	2.00	4.74	24.00	-19.26	
		AVG	106	54	53.1/62.5 (MCS11)	2.49	2.00	4.49	24.00	-19.51	
6895	189	AVG	106	53	53.1/62.5 (MCS11)	4.44	0.80	5.24	24.00	-18.76	
		AVG	106	54	53.1/62.5 (MCS11)	4.42	0.80	5.22	24.00	-18.79	
6995	209	AVG	106	53	53.1/62.5 (MCS11)	4.35	0.80	5.15	24.00	-18.85	
		AVG	106	54	53.1/62.5 (MCS11)	4.29	0.80	5.09	24.00	-18.91	
7095	229	AVG	106	53	53.1/62.5 (MCS11)	4.37	0.80	5.17	24.00	-18.83	
		AVG	106	54	53.1/62.5 (MCS11)	4.49	0.80	5.29	24.00	-18.71	

Table 7-75. Antenna WF7a 20MHz BW 802.11ax LPI Maximum Conducted Output Power and Max EIRP (Highest Power Among Partially Loaded RU's)

5GHz (40MHz Bandwidth)	Frequency [MHz]	Channel	Detector	RU Size	RU Index	Data Rate [Mbps]	Conducted Power [dBm]	Ant. Gain [dBi]	Max e.i.r.p. [dBm]	Max e.i.r.p. Limit [dBm]	e.i.r.p. Margin [dB]
	5965	3	AVG	242	61	121.9/143.4 (MCS11)	7.22	1.20	8.42	24.00	-15.58
			AVG	242	62	121.9/143.4 (MCS11)	6.98	1.20	8.18	24.00	-15.82
	6165	43	AVG	242	61	121.9/143.4 (MCS11)	7.94	1.20	9.14	24.00	-14.86
			AVG	242	62	121.9/143.4 (MCS11)	7.75	1.20	8.95	24.00	-15.05
	6405	91	AVG	242	61	121.9/143.4 (MCS11)	7.37	1.20	8.57	24.00	-15.43
			AVG	242	62	121.9/143.4 (MCS11)	7.30	1.20	8.50	24.00	-15.50
	6445	99	AVG	242	61	121.9/143.4 (MCS11)	6.74	1.70	8.44	24.00	-15.56
			AVG	242	62	121.9/143.4 (MCS11)	6.63	1.70	8.33	24.00	-15.67
	6485	107	AVG	242	61	121.9/143.4 (MCS11)	6.71	1.70	8.41	24.00	-15.59
			AVG	242	62	121.9/143.4 (MCS11)	6.70	1.70	8.40	24.00	-15.60
	6525	115	AVG	242	61	121.9/143.4 (MCS11)	5.50	1.70	7.20	24.00	-16.80
			AVG	242	62	121.9/143.4 (MCS11)	5.74	1.70	7.44	24.00	-16.56
6565	123	AVG	242	61	121.9/143.4 (MCS11)	5.74	2.00	7.74	24.00	-16.26	
		AVG	242	62	121.9/143.4 (MCS11)	5.70	2.00	7.70	24.00	-16.30	
6725	155	AVG	242	61	121.9/143.4 (MCS11)	5.69	2.00	7.69	24.00	-16.31	
		AVG	242	62	121.9/143.4 (MCS11)	5.75	2.00	7.75	24.00	-16.25	
6845	179	AVG	242	61	121.9/143.4 (MCS11)	5.55	2.00	7.55	24.00	-16.45	
		AVG	242	62	121.9/143.4 (MCS11)	5.70	2.00	7.70	24.00	-16.30	
6885	187	AVG	242	61	121.9/143.4 (MCS11)	5.54	0.80	6.34	24.00	-17.66	
		AVG	242	62	121.9/143.4 (MCS11)	5.74	0.80	6.54	24.00	-17.46	
7005	211	AVG	242	61	121.9/143.4 (MCS11)	7.43	0.80	8.23	24.00	-15.77	
		AVG	242	62	121.9/143.4 (MCS11)	7.50	0.80	8.30	24.00	-15.70	
7085	227	AVG	242	61	121.9/143.4 (MCS11)	7.39	0.80	8.19	24.00	-15.81	
		AVG	242	62	121.9/143.4 (MCS11)	7.48	0.80	8.28	24.00	-15.72	

Table 7-76. Antenna WF7a 40MHz BW 802.11ax LPI Maximum Conducted Output Power and Max EIRP (Highest Power Among Partially Loaded RU's)

FCC ID: BCGA2898 IC: 579C-A2898		MEASUREMENT REPORT (CERTIFICATION)	Approved by: Technical Manager
Test Report S/N: 1C2311270065-14-R2.BCG	Test Dates: 12/1/2023 - 04/04/2024	EUT Type: Tablet Device	Page 86 of 617

5GHz (80MHz Bandwidth)	Frequency [MHz]	Channel	Detector	RU Size	RU Index	Data Rate [Mbps]	Conducted Power [dBm]	Ant. Gain [dBi]	Max e.i.r.p. [dBm]	Max e.i.r.p. Limit [dBm]	e.i.r.p. Margin [dB]
	5985	7	AVG	484	65	243.8/286.8 (MCS11)	10.23	1.20	11.43	24.00	-12.57
			AVG	484	66	243.8/286.8 (MCS11)	10.12	1.20	11.32	24.00	-12.68
	6145	39	AVG	484	65	243.8/286.8 (MCS11)	10.97	1.20	12.17	24.00	-11.83
			AVG	484	66	243.8/286.8 (MCS11)	10.99	1.20	12.19	24.00	-11.81
	6385	87	AVG	484	65	243.8/286.8 (MCS11)	10.41	1.20	11.61	24.00	-12.39
			AVG	484	66	243.8/286.8 (MCS11)	10.47	1.20	11.67	24.00	-12.33
	6465	103	AVG	484	65	243.8/286.8 (MCS11)	9.71	1.70	11.41	24.00	-12.59
			AVG	484	66	243.8/286.8 (MCS11)	9.63	1.70	11.33	24.00	-12.67
	6545	119	AVG	484	65	243.8/286.8 (MCS11)	8.69	2.00	10.69	24.00	-13.31
			AVG	484	66	243.8/286.8 (MCS11)	8.72	2.00	10.72	24.00	-13.28
	6705	151	AVG	484	65	243.8/286.8 (MCS11)	8.71	2.00	10.71	24.00	-13.29
AVG			484	66	243.8/286.8 (MCS11)	8.68	2.00	10.68	24.00	-13.32	
6865	183	AVG	484	65	243.8/286.8 (MCS11)	8.74	2.00	10.74	24.00	-13.26	
		AVG	484	66	243.8/286.8 (MCS11)	8.71	2.00	10.71	24.00	-13.29	
6945	199	AVG	484	65	243.8/286.8 (MCS11)	10.49	0.80	11.29	24.00	-12.71	
		AVG	484	66	243.8/286.8 (MCS11)	10.38	0.80	11.18	24.00	-12.82	
7025	215	AVG	484	65	243.8/286.8 (MCS11)	10.42	0.80	11.22	24.00	-12.78	
		AVG	484	66	243.8/286.8 (MCS11)	10.36	0.80	11.16	24.00	-12.84	

Table 7-77. Antenna WF7a 80MHz BW 802.11ax LPI Maximum Conducted Output Power and Max EIRP (Highest Power Among Partially Loaded RU's)

5GHz (160MHz Bandwidth)	Frequency [MHz]	Channel	Detector	RU Size	RU Index	Data Rate [Mbps]	Conducted Power [dBm]	Ant. Gain [dBi]	Max e.i.r.p. [dBm]	Max e.i.r.p. Limit [dBm]	e.i.r.p. Margin [dB]
	6025	15 (L)	AVG	996	67	510.4/600.5 (MCS11)	13.22	1.20	14.42	24.00	-9.58
	6025	15 (U)	AVG	996	67	510.4/600.5 (MCS11)	13.24	1.20	14.44	24.00	-9.56
	6185	47 (L)	AVG	996	67	510.4/600.5 (MCS11)	13.98	1.20	15.18	24.00	-8.82
	6185	47 (U)	AVG	996	67	510.4/600.5 (MCS11)	13.90	1.20	15.10	24.00	-8.90
	6345	79 (L)	AVG	996	67	510.4/600.5 (MCS11)	13.41	1.20	14.61	24.00	-9.39
	6345	79 (U)	AVG	996	67	510.4/600.5 (MCS11)	13.35	1.20	14.55	24.00	-9.45
	6505	111 (L)	AVG	996	67	510.4/600.5 (MCS11)	11.70	1.70	13.40	24.00	-10.60
	6505	111 (U)	AVG	996	67	510.4/600.5 (MCS11)	11.68	1.70	13.38	24.00	-10.62
	6665	143 (L)	AVG	996	67	510.4/600.5 (MCS11)	11.74	2.00	13.74	24.00	-10.26
	6665	143 (L)	AVG	996	67	510.4/600.5 (MCS11)	11.75	2.00	13.75	24.00	-10.25
	6825	175 (L)	AVG	996	67	510.4/600.5 (MCS11)	11.69	2.00	13.69	24.00	-10.31
	6825	175 (L)	AVG	996	67	510.4/600.5 (MCS11)	11.67	2.00	13.67	24.00	-10.33
	6985	207 (L)	AVG	996	67	510.4/600.5 (MCS11)	13.41	0.80	14.21	24.00	-9.79
	6985	207 (L)	AVG	996	67	510.4/600.5 (MCS11)	13.48	0.80	14.28	24.00	-9.72

Table 7-78. Antenna WF7a 160MHz BW 802.11ax LPI Maximum Conducted Output Power and Max EIRP (Highest Power Among Partially Loaded RU's)

FCC ID: BCGA2898 IC: 579C-A2898			MEASUREMENT REPORT (CERTIFICATION)	Approved by: Technical Manager
Test Report S/N: 1C2311270065-14-R2.BCG	Test Dates: 12/1/2023 - 04/04/2024	EUT Type: Tablet Device	Page 87 of 617	

5GHz (20MHz Bandwidth)	Frequency [MHz]	Channel	Detector	RU Size	RU Index	Data Rate [Mbps]	Conducted Power [dBm]	Ant. Gain [dBi]	Max e.i.r.p. [dBm]	Max e.i.r.p. Limit [dBm]	e.i.r.p. Margin [dB]
	5955	1	AVG	242	61	121.9/143.4 (MCS11)	7.09	1.20	8.29	24.00	-15.71
	6175	45	AVG	242	61	121.9/143.4 (MCS11)	7.87	1.20	9.07	24.00	-14.93
	6415	93	AVG	242	61	121.9/143.4 (MCS11)	7.47	1.20	8.67	24.00	-15.33
	6435	97	AVG	242	61	121.9/143.4 (MCS11)	6.73	1.70	8.43	24.00	-15.57
	6475	105	AVG	242	61	121.9/143.4 (MCS11)	6.68	1.70	8.38	24.00	-15.62
	6515	113	AVG	242	61	121.9/143.4 (MCS11)	6.62	1.70	8.32	24.00	-15.68
	6535	117	AVG	242	61	121.9/143.4 (MCS11)	5.70	2.00	7.70	24.00	-16.30
	6695	149	AVG	242	61	121.9/143.4 (MCS11)	5.72	2.00	7.72	24.00	-16.28
	6875	185	AVG	242	61	121.9/143.4 (MCS11)	5.56	2.00	7.56	24.00	-16.44
	6895	189	AVG	242	61	121.9/143.4 (MCS11)	7.34	0.80	8.14	24.00	-15.86
	6995	209	AVG	242	61	121.9/143.4 (MCS11)	7.49	0.80	8.29	24.00	-15.71
7115	233	AVG	242	61	121.9/143.4 (MCS11)	7.43	0.80	8.23	24.00	-15.77	

Table 7-79. Antenna WF7a 20MHz BW 802.11ax LPI Maximum Conducted Output Power and Max EIRP (Fully-loaded RU)

5GHz (40MHz Bandwidth)	Frequency [MHz]	Channel	Detector	RU Size	RU Index	Data Rate [Mbps]	Conducted Power [dBm]	Ant. Gain [dBi]	Max e.i.r.p. [dBm]	Max e.i.r.p. Limit [dBm]	e.i.r.p. Margin [dB]
	5965	3	AVG	484	65	243.8/286.8 (MCS11)	10.21	1.20	11.41	24.00	-12.59
	6165	43	AVG	484	65	243.8/286.8 (MCS11)	10.76	1.20	11.96	24.00	-12.04
	6405	91	AVG	484	65	243.8/286.8 (MCS11)	10.47	1.20	11.67	24.00	-12.33
	6445	99	AVG	484	65	243.8/286.8 (MCS11)	9.67	1.70	11.37	24.00	-12.63
	6485	107	AVG	484	65	243.8/286.8 (MCS11)	9.72	1.70	11.42	24.00	-12.58
	6525	115	AVG	484	65	243.8/286.8 (MCS11)	8.69	1.70	10.39	24.00	-13.61
	6565	123	AVG	484	65	243.8/286.8 (MCS11)	8.52	2.00	10.52	24.00	-13.48
	6725	155	AVG	484	65	243.8/286.8 (MCS11)	8.71	2.00	10.71	24.00	-13.29
	6845	179	AVG	484	65	243.8/286.8 (MCS11)	8.50	2.00	10.50	24.00	-13.50
	6885	187	AVG	484	65	243.8/286.8 (MCS11)	8.62	0.80	9.42	24.00	-14.58
	7005	211	AVG	484	65	243.8/286.8 (MCS11)	10.43	0.80	11.23	24.00	-12.77
7085	227	AVG	484	65	243.8/286.8 (MCS11)	10.31	0.80	11.11	24.00	-12.89	

Table 7-80. Antenna WF7a 40MHz BW 802.11ax LPI Maximum Conducted Output Power and Max EIRP (Fully-loaded RU)

5GHz (80MHz Bandwidth)	Frequency [MHz]	Channel	Detector	RU Size	RU Index	Data Rate [Mbps]	Conducted Power [dBm]	Ant. Gain [dBi]	Max e.i.r.p. [dBm]	Max e.i.r.p. Limit [dBm]	e.i.r.p. Margin [dB]
	5985	7	AVG	996	67	510.4/600.5 (MCS11)	13.14	1.20	14.34	24.00	-9.66
	6145	39	AVG	996	67	510.4/600.5 (MCS11)	13.83	1.20	15.03	24.00	-8.97
	6385	87	AVG	996	67	510.4/600.5 (MCS11)	13.42	1.20	14.62	24.00	-9.38
	6465	103	AVG	996	67	510.4/600.5 (MCS11)	12.75	1.70	14.45	24.00	-9.55
	6545	119	AVG	996	67	510.4/600.5 (MCS11)	11.67	2.00	13.67	24.00	-10.33
	6705	151	AVG	996	67	510.4/600.5 (MCS11)	11.68	2.00	13.68	24.00	-10.32
	6865	183	AVG	996	67	510.4/600.5 (MCS11)	11.63	2.00	13.63	24.00	-10.37
	6945	199	AVG	996	67	510.4/600.5 (MCS11)	13.15	0.80	13.95	24.00	-10.05
	7025	215	AVG	996	67	510.4/600.5 (MCS11)	13.50	0.80	14.30	24.00	-9.70

Table 7-81. Antenna WF7a 80MHz BW 802.11ax LPI Maximum Conducted Output Power and Max EIRP (Fully-loaded RU)

5GHz (160MHz Bandwidth)	Frequency [MHz]	Channel	Detector	RU Size	RU Index	Data Rate [Mbps]	Conducted Power [dBm]	Ant. Gain [dBi]	Max e.i.r.p. [dBm]	Max e.i.r.p. Limit [dBm]	e.i.r.p. Margin [dB]
	6025	15	AVG	996x2	68	1020.8/1201 (MCS11)	15.62	1.20	16.82	24.00	-7.18
	6185	47	AVG	996x2	68	1020.8/1201 (MCS11)	16.45	1.20	17.65	24.00	-6.35
	6345	79	AVG	996x2	68	1020.8/1201 (MCS11)	15.96	1.20	17.16	24.00	-6.84
	6505	111	AVG	996x2	68	1020.8/1201 (MCS11)	14.19	1.70	15.89	24.00	-8.11
	6665	143	AVG	996x2	68	1020.8/1201 (MCS11)	14.03	2.00	16.03	24.00	-7.97
	6825	175	AVG	996x2	68	1020.8/1201 (MCS11)	14.03	2.00	16.03	24.00	-7.97
	6985	207	AVG	996x2	68	1020.8/1201 (MCS11)	15.87	0.80	16.67	24.00	-7.33

Table 7-82. Antenna WF7a 160MHz BW 802.11ax LPI Maximum Conducted Output Power and Max EIRP (Fully-loaded RU)

FCC ID: BCGA2898 IC: 579C-A2898		MEASUREMENT REPORT (CERTIFICATION)	Approved by: Technical Manager
Test Report S/N: 1C2311270065-14-R2.BCG	Test Dates: 12/1/2023 - 04/04/2024	EUT Type: Tablet Device	Page 88 of 617



### 7.3.7 Antenna WF2a LPI Conducted Output Power Measurements

5GHz (20MHz Bandwidth)	Frequency [MHz]	Channel	Detector	RU Size	RU Index	Data Rate [Mbps]	Conducted Power [dBm]	Ant. Gain [dBi]	Max e.i.r.p. [dBm]	Max e.i.r.p. Limit [dBm]	e.i.r.p. Margin [dB]
	5955	1	AVG	26	0	12.5/14.7 (MCS11)	-1.81	1.00	-0.81	24.00	-24.81
			AVG	26	4	12.5/14.7 (MCS11)	-1.75	1.00	-0.75	24.00	-24.75
			AVG	26	8	12.5/14.7 (MCS11)	-1.93	1.00	-0.93	24.00	-24.93
	6175	45	AVG	26	0	12.5/14.7 (MCS11)	-1.11	1.00	-0.11	24.00	-24.11
			AVG	26	4	12.5/14.7 (MCS11)	-1.06	1.00	-0.06	24.00	-24.06
			AVG	26	8	12.5/14.7 (MCS11)	-1.09	1.00	-0.09	24.00	-24.09
	6415	93	AVG	26	0	12.5/14.7 (MCS11)	-1.53	1.00	-0.53	24.00	-24.53
			AVG	26	4	12.5/14.7 (MCS11)	-1.64	1.00	-0.64	24.00	-24.64
			AVG	26	8	12.5/14.7 (MCS11)	-1.77	1.00	-0.77	24.00	-24.77
	6435	97	AVG	26	0	12.5/14.7 (MCS11)	-2.27	-0.50	-2.77	24.00	-26.77
			AVG	26	4	12.5/14.7 (MCS11)	-2.43	-0.50	-2.93	24.00	-26.93
			AVG	26	8	12.5/14.7 (MCS11)	-2.29	-0.50	-2.79	24.00	-26.79
	6475	105	AVG	26	0	12.5/14.7 (MCS11)	-2.25	-0.50	-2.75	24.00	-26.75
			AVG	26	4	12.5/14.7 (MCS11)	-2.31	-0.50	-2.81	24.00	-26.81
			AVG	26	8	12.5/14.7 (MCS11)	-2.37	-0.50	-2.87	24.00	-26.87
	6515	113	AVG	26	0	12.5/14.7 (MCS11)	-2.28	-0.50	-2.78	24.00	-26.78
			AVG	26	4	12.5/14.7 (MCS11)	-2.44	-0.50	-2.94	24.00	-26.94
			AVG	26	8	12.5/14.7 (MCS11)	-2.26	-0.50	-2.76	24.00	-26.76
6535	117	AVG	26	0	12.5/14.7 (MCS11)	-3.28	0.70	-2.58	24.00	-26.58	
		AVG	26	4	12.5/14.7 (MCS11)	-3.42	0.70	-2.72	24.00	-26.72	
		AVG	26	8	12.5/14.7 (MCS11)	-3.25	0.70	-2.55	24.00	-26.55	
6695	149	AVG	26	0	12.5/14.7 (MCS11)	-3.29	0.70	-2.59	24.00	-26.59	
		AVG	26	4	12.5/14.7 (MCS11)	-3.47	0.70	-2.77	24.00	-26.77	
		AVG	26	8	12.5/14.7 (MCS11)	-3.27	0.70	-2.57	24.00	-26.57	
6875	185	AVG	26	0	12.5/14.7 (MCS11)	-3.31	0.70	-2.61	24.00	-26.61	
		AVG	26	4	12.5/14.7 (MCS11)	-3.45	0.70	-2.75	24.00	-26.75	
		AVG	26	8	12.5/14.7 (MCS11)	-3.34	0.70	-2.64	24.00	-26.64	
6895	189	AVG	26	0	12.5/14.7 (MCS11)	-1.51	0.00	-1.51	24.00	-25.51	
		AVG	26	4	12.5/14.7 (MCS11)	-1.53	0.00	-1.53	24.00	-25.53	
		AVG	26	8	12.5/14.7 (MCS11)	-1.52	0.00	-1.52	24.00	-25.52	
6995	209	AVG	26	0	12.5/14.7 (MCS11)	-1.68	0.00	-1.68	24.00	-25.68	
		AVG	26	4	12.5/14.7 (MCS11)	-1.61	0.00	-1.61	24.00	-25.61	
		AVG	26	8	12.5/14.7 (MCS11)	-1.52	0.00	-1.52	24.00	-25.52	
7095	229	AVG	26	0	12.5/14.7 (MCS11)	-1.77	0.00	-1.77	24.00	-25.77	
		AVG	26	4	12.5/14.7 (MCS11)	-1.60	0.00	-1.60	24.00	-25.60	
		AVG	26	8	12.5/14.7 (MCS11)	-1.73	0.00	-1.73	24.00	-25.73	

Table 7-83. Antenna WF2a 20MHz BW 802.11ax LPI Maximum Conducted Output Power and Max EIRP (RU26)

FCC ID: BCGA2898 IC: 579C-A2898		MEASUREMENT REPORT (CERTIFICATION)	Approved by: Technical Manager
Test Report S/N: 1C2311270065-14-R2.BCG	Test Dates: 12/1/2023 - 04/04/2024	EUT Type: Tablet Device	Page 89 of 617

5GHz (40MHz Bandwidth)	Frequency [MHz]	Channel	Detector	RU Size	RU Index	Data Rate [Mbps]	Conducted Power [dBm]	Ant. Gain [dBi]	Max e.i.r.p. [dBm]	Max e.i.r.p. Limit [dBm]	e.i.r.p. Margin [dB]
	5965	3	AVG	26	0	12.5/14.7 (MCS11)	-1.96	1.00	-0.96	24.00	-24.96
			AVG	26	8	12.5/14.7 (MCS11)	-1.75	1.00	-0.75	24.00	-24.75
			AVG	26	17	12.5/14.7 (MCS11)	-2.12	1.00	-1.12	24.00	-25.12
	6165	43	AVG	26	0	12.5/14.7 (MCS11)	-1.19	1.00	-0.19	24.00	-24.19
			AVG	26	8	12.5/14.7 (MCS11)	-1.07	1.00	-0.07	24.00	-24.07
			AVG	26	17	12.5/14.7 (MCS11)	-1.08	1.00	-0.08	24.00	-24.08
	6405	91	AVG	26	0	12.5/14.7 (MCS11)	-1.67	1.00	-0.67	24.00	-24.67
			AVG	26	8	12.5/14.7 (MCS11)	-1.98	1.00	-0.98	24.00	-24.98
			AVG	26	17	12.5/14.7 (MCS11)	-1.66	1.00	-0.66	24.00	-24.66
	6445	99	AVG	26	0	12.5/14.7 (MCS11)	-2.31	-0.50	-2.81	24.00	-26.81
			AVG	26	8	12.5/14.7 (MCS11)	-2.27	-0.50	-2.77	24.00	-26.77
AVG			26	17	12.5/14.7 (MCS11)	-2.32	-0.50	-2.82	24.00	-26.82	
6485	107	AVG	26	0	12.5/14.7 (MCS11)	-2.37	-0.50	-2.87	24.00	-26.87	
		AVG	26	8	12.5/14.7 (MCS11)	-2.31	-0.50	-2.81	24.00	-26.81	
		AVG	26	17	12.5/14.7 (MCS11)	-2.35	-0.50	-2.85	24.00	-26.85	
6525	115	AVG	26	0	12.5/14.7 (MCS11)	-3.28	-0.50	-3.78	24.00	-27.78	
		AVG	26	8	12.5/14.7 (MCS11)	-3.31	-0.50	-3.81	24.00	-27.81	
		AVG	26	17	12.5/14.7 (MCS11)	-3.44	-0.50	-3.94	24.00	-27.94	
6565	123	AVG	26	0	12.5/14.7 (MCS11)	-3.34	0.70	-2.64	24.00	-26.64	
		AVG	26	8	12.5/14.7 (MCS11)	-3.39	0.70	-2.69	24.00	-26.69	
		AVG	26	17	12.5/14.7 (MCS11)	-3.25	0.70	-2.55	24.00	-26.55	
6725	155	AVG	26	0	12.5/14.7 (MCS11)	-3.48	0.70	-2.78	24.00	-26.78	
		AVG	26	8	12.5/14.7 (MCS11)	-3.25	0.70	-2.55	24.00	-26.55	
		AVG	26	17	12.5/14.7 (MCS11)	-3.51	0.70	-2.81	24.00	-26.81	
6845	179	AVG	26	0	12.5/14.7 (MCS11)	-3.63	0.70	-2.93	24.00	-26.93	
		AVG	26	8	12.5/14.7 (MCS11)	-3.71	0.70	-3.01	24.00	-27.01	
		AVG	26	17	12.5/14.7 (MCS11)	-3.30	0.70	-2.60	24.00	-26.60	
6885	187	AVG	26	0	12.5/14.7 (MCS11)	-3.38	0.00	-3.38	24.00	-27.38	
		AVG	26	8	12.5/14.7 (MCS11)	-3.27	0.00	-3.27	24.00	-27.27	
		AVG	26	17	12.5/14.7 (MCS11)	-3.26	0.00	-3.26	24.00	-27.26	
7005	211	AVG	26	0	12.5/14.7 (MCS11)	-1.67	0.00	-1.67	24.00	-25.67	
		AVG	26	8	12.5/14.7 (MCS11)	-1.58	0.00	-1.58	24.00	-25.58	
		AVG	26	17	12.5/14.7 (MCS11)	-1.57	0.00	-1.57	24.00	-25.57	
7085	227	AVG	26	0	12.5/14.7 (MCS11)	-1.52	0.00	-1.52	24.00	-25.52	
		AVG	26	8	12.5/14.7 (MCS11)	-1.67	0.00	-1.67	24.00	-25.67	
		AVG	26	17	12.5/14.7 (MCS11)	-1.69	0.00	-1.69	24.00	-25.69	

Table 7-84. Antenna WF2a 40MHz BW 802.11ax LPI Maximum Conducted Output Power and Max EIRP (RU26)

FCC ID: BCGA2898 IC: 579C-A2898		MEASUREMENT REPORT (CERTIFICATION)	Approved by: Technical Manager
Test Report S/N: 1C2311270065-14-R2.BCG	Test Dates: 12/1/2023 - 04/04/2024	EUT Type: Tablet Device	Page 90 of 617

5GHz (80MHz Bandwidth)	Frequency [MHz]	Channel	Detector	RU Size	RU Index	Data Rate [Mbps]	Conducted Power [dBm]	Ant. Gain [dBi]	Max e.i.r.p. [dBm]	Max e.i.r.p. Limit [dBm]	e.i.r.p. Margin [dB]
	5985	7	AVG	26	0	12.5/14.7 (MCS11)	-1.90	1.00	-0.90	24.00	-24.90
			AVG	26	18	12.5/14.7 (MCS11)	-1.81	1.00	-0.81	24.00	-24.81
			AVG	26	36	12.5/14.7 (MCS11)	-1.79	1.00	-0.79	24.00	-24.79
	6145	39	AVG	26	0	12.5/14.7 (MCS11)	-1.24	1.00	-0.24	24.00	-24.24
			AVG	26	18	12.5/14.7 (MCS11)	-1.08	1.00	-0.08	24.00	-24.08
			AVG	26	36	12.5/14.7 (MCS11)	-1.17	1.00	-0.17	24.00	-24.17
	6385	87	AVG	26	0	12.5/14.7 (MCS11)	-1.63	1.00	-0.63	24.00	-24.63
			AVG	26	18	12.5/14.7 (MCS11)	-1.72	1.00	-0.72	24.00	-24.72
			AVG	26	36	12.5/14.7 (MCS11)	-1.62	1.00	-0.62	24.00	-24.62
	6465	103	AVG	26	0	12.5/14.7 (MCS11)	-2.53	-0.50	-3.03	24.00	-27.03
			AVG	26	18	12.5/14.7 (MCS11)	-2.30	-0.50	-2.80	24.00	-26.80
			AVG	26	36	12.5/14.7 (MCS11)	-2.34	-0.50	-2.84	24.00	-26.84
6545	119	AVG	26	0	12.5/14.7 (MCS11)	-3.45	0.70	-2.75	24.00	-26.75	
		AVG	26	18	12.5/14.7 (MCS11)	-3.40	0.70	-2.70	24.00	-26.70	
		AVG	26	36	12.5/14.7 (MCS11)	-3.28	0.70	-2.58	24.00	-26.58	
6705	151	AVG	26	0	12.5/14.7 (MCS11)	-3.37	0.70	-2.67	24.00	-26.67	
		AVG	26	18	12.5/14.7 (MCS11)	-3.36	0.70	-2.66	24.00	-26.66	
		AVG	26	36	12.5/14.7 (MCS11)	-3.71	0.70	-3.01	24.00	-27.01	
6865	183	AVG	26	0	12.5/14.7 (MCS11)	-3.25	0.70	-2.55	24.00	-26.55	
		AVG	26	18	12.5/14.7 (MCS11)	-3.47	0.70	-2.77	24.00	-26.77	
		AVG	26	36	12.5/14.7 (MCS11)	-3.71	0.70	-3.01	24.00	-27.01	
6945	199	AVG	26	0	12.5/14.7 (MCS11)	-1.83	0.00	-1.83	24.00	-25.83	
		AVG	26	18	12.5/14.7 (MCS11)	-1.53	0.00	-1.53	24.00	-25.53	
		AVG	26	36	12.5/14.7 (MCS11)	-1.61	0.00	-1.61	24.00	-25.61	
7025	215	AVG	26	0	12.5/14.7 (MCS11)	-1.68	0.00	-1.68	24.00	-25.68	
		AVG	26	18	12.5/14.7 (MCS11)	-1.51	0.00	-1.51	24.00	-25.51	
		AVG	26	36	12.5/14.7 (MCS11)	-1.50	0.00	-1.50	24.00	-25.50	

Table 7-85. Antenna WF2a 80MHz BW 802.11ax LPI Maximum Conducted Output Power and Max EIRP (RU26)

5GHz (160MHz Bandwidth)	Frequency [MHz]	Channel	Detector	RU Size	RU Index	Data Rate [Mbps]	Conducted Power [dBm]	Ant. Gain [dBi]	Max e.i.r.p. [dBm]	Max e.i.r.p. Limit [dBm]	e.i.r.p. Margin [dB]
	6025	15	AVG	26	0	12.5/14.7 (MCS11)	-1.98	1.00	-0.98	24.00	-24.98
			AVG	26	18	12.5/14.7 (MCS11)	-1.80	1.00	-0.80	24.00	-24.80
			AVG	26	36	12.5/14.7 (MCS11)	-1.98	1.00	-0.98	24.00	-24.98
	6185	47	AVG	26	0	12.5/14.7 (MCS11)	-1.04	1.00	-0.04	24.00	-24.04
			AVG	26	18	12.5/14.7 (MCS11)	-1.01	1.00	-0.01	24.00	-24.01
			AVG	26	36	12.5/14.7 (MCS11)	-1.37	1.00	-0.37	24.00	-24.37
	6345	79	AVG	26	0	12.5/14.7 (MCS11)	-1.76	1.00	-0.76	24.00	-24.76
			AVG	26	18	12.5/14.7 (MCS11)	-1.72	1.00	-0.72	24.00	-24.72
			AVG	26	36	12.5/14.7 (MCS11)	-1.95	1.00	-0.95	24.00	-24.95
	6505	111	AVG	26	0	12.5/14.7 (MCS11)	-3.26	-0.50	-3.76	24.00	-27.76
			AVG	26	18	12.5/14.7 (MCS11)	-3.29	-0.50	-3.79	24.00	-27.79
			AVG	26	36	12.5/14.7 (MCS11)	-3.25	-0.50	-3.75	24.00	-27.75
6665	143	AVG	26	0	12.5/14.7 (MCS11)	-3.28	0.70	-2.58	24.00	-26.58	
		AVG	26	18	12.5/14.7 (MCS11)	-3.25	0.70	-2.55	24.00	-26.55	
		AVG	26	36	12.5/14.7 (MCS11)	-3.27	0.70	-2.57	24.00	-26.57	
6825	175	AVG	26	0	12.5/14.7 (MCS11)	-3.41	0.70	-2.71	24.00	-26.71	
		AVG	26	18	12.5/14.7 (MCS11)	-3.29	0.70	-2.59	24.00	-26.59	
		AVG	26	36	12.5/14.7 (MCS11)	-3.30	0.70	-2.60	24.00	-26.60	
6985	207	AVG	26	0	12.5/14.7 (MCS11)	-1.50	0.00	-1.50	24.00	-25.50	
		AVG	26	18	12.5/14.7 (MCS11)	-1.64	0.00	-1.64	24.00	-25.64	
		AVG	26	36	12.5/14.7 (MCS11)	-1.92	0.00	-1.92	24.00	-25.92	

Table 7-86. Antenna WF2a 160MHz BW 802.11ax LPI Maximum Conducted Output Power and Max EIRP (RU26)

FCC ID: BCGA2898 IC: 579C-A2898		MEASUREMENT REPORT (CERTIFICATION)	Approved by: Technical Manager
Test Report S/N: 1C2311270065-14-R2.BCG	Test Dates: 12/1/2023 - 04/04/2024	EUT Type: Tablet Device	Page 91 of 617

5GHz (20MHz Bandwidth)	Frequency [MHz]	Channel	Detector	RU Size	RU Index	Data Rate [Mbps]	Conducted Power [dBm]	Ant. Gain [dBi]	Max e.i.r.p. [dBm]	Max e.i.r.p. Limit [dBm]	e.i.r.p. Margin [dB]
	5955	1	AVG	106	53	53.1/62.5 (MCS11)	4.19	1.00	5.19	24.00	-18.81
			AVG	106	54	53.1/62.5 (MCS11)	4.07	1.00	5.07	24.00	-18.93
	6175	45	AVG	106	53	53.1/62.5 (MCS11)	4.93	1.00	5.93	24.00	-18.07
			AVG	106	54	53.1/62.5 (MCS11)	4.90	1.00	5.90	24.00	-18.10
	6415	93	AVG	106	53	53.1/62.5 (MCS11)	4.45	1.00	5.45	24.00	-18.55
			AVG	106	54	53.1/62.5 (MCS11)	4.47	1.00	5.47	24.00	-18.53
	6435	97	AVG	106	53	53.1/62.5 (MCS11)	3.64	-0.50	3.14	24.00	-20.86
			AVG	106	54	53.1/62.5 (MCS11)	3.71	-0.50	3.21	24.00	-20.79
	6475	105	AVG	106	53	53.1/62.5 (MCS11)	3.64	-0.50	3.14	24.00	-20.86
			AVG	106	54	53.1/62.5 (MCS11)	3.47	-0.50	2.97	24.00	-21.03
	6515	113	AVG	106	53	53.1/62.5 (MCS11)	3.72	-0.50	3.22	24.00	-20.78
AVG			106	54	53.1/62.5 (MCS11)	3.58	-0.50	3.08	24.00	-20.92	
6535	117	AVG	106	53	53.1/62.5 (MCS11)	2.62	0.70	3.32	24.00	-20.69	
		AVG	106	54	53.1/62.5 (MCS11)	2.71	0.70	3.41	24.00	-20.59	
6695	149	AVG	106	53	53.1/62.5 (MCS11)	2.65	0.70	3.35	24.00	-20.65	
		AVG	106	54	53.1/62.5 (MCS11)	2.68	0.70	3.38	24.00	-20.62	
6875	185	AVG	106	53	53.1/62.5 (MCS11)	2.72	0.70	3.42	24.00	-20.58	
		AVG	106	54	53.1/62.5 (MCS11)	2.70	0.70	3.40	24.00	-20.61	
6895	189	AVG	106	53	53.1/62.5 (MCS11)	4.40	0.00	4.40	24.00	-19.60	
		AVG	106	54	53.1/62.5 (MCS11)	4.46	0.00	4.46	24.00	-19.54	
6995	209	AVG	106	53	53.1/62.5 (MCS11)	4.49	0.00	4.49	24.00	-19.51	
		AVG	106	54	53.1/62.5 (MCS11)	4.38	0.00	4.38	24.00	-19.62	
7095	229	AVG	106	53	53.1/62.5 (MCS11)	4.47	0.00	4.47	24.00	-19.53	
		AVG	106	54	53.1/62.5 (MCS11)	4.41	0.00	4.41	24.00	-19.59	

Table 7-87. Antenna WF2a 20MHz BW 802.11ax LPI Maximum Conducted Output Power and Max EIRP (Highest Power Among Partially Loaded RU's)

5GHz (40MHz Bandwidth)	Frequency [MHz]	Channel	Detector	RU Size	RU Index	Data Rate [Mbps]	Conducted Power [dBm]	Ant. Gain [dBi]	Max e.i.r.p. [dBm]	Max e.i.r.p. Limit [dBm]	e.i.r.p. Margin [dB]
	5965	3	AVG	242	61	121.9/143.4 (MCS11)	7.01	1.00	8.01	24.00	-16.00
			AVG	242	62	121.9/143.4 (MCS11)	7.24	1.00	8.24	24.00	-15.76
	6165	43	AVG	242	61	121.9/143.4 (MCS11)	7.94	1.00	8.94	24.00	-15.06
			AVG	242	62	121.9/143.4 (MCS11)	7.75	1.00	8.75	24.00	-15.25
	6405	91	AVG	242	61	121.9/143.4 (MCS11)	7.41	1.00	8.41	24.00	-15.59
			AVG	242	62	121.9/143.4 (MCS11)	7.46	1.00	8.46	24.00	-15.54
	6445	99	AVG	242	61	121.9/143.4 (MCS11)	6.68	-0.50	6.18	24.00	-17.82
			AVG	242	62	121.9/143.4 (MCS11)	6.68	-0.50	6.18	24.00	-17.83
	6485	107	AVG	242	61	121.9/143.4 (MCS11)	6.72	-0.50	6.22	24.00	-17.78
			AVG	242	62	121.9/143.4 (MCS11)	6.71	-0.50	6.21	24.00	-17.79
	6525	115	AVG	242	61	121.9/143.4 (MCS11)	5.62	-0.50	5.12	24.00	-18.88
AVG			242	62	121.9/143.4 (MCS11)	5.70	-0.50	5.20	24.00	-18.80	
6565	123	AVG	242	61	121.9/143.4 (MCS11)	5.68	0.70	6.38	24.00	-17.62	
		AVG	242	62	121.9/143.4 (MCS11)	5.74	0.70	6.44	24.00	-17.56	
6725	155	AVG	242	61	121.9/143.4 (MCS11)	5.51	0.70	6.21	24.00	-17.80	
		AVG	242	62	121.9/143.4 (MCS11)	5.68	0.70	6.38	24.00	-17.62	
6845	179	AVG	242	61	121.9/143.4 (MCS11)	5.72	0.70	6.42	24.00	-17.58	
		AVG	242	62	121.9/143.4 (MCS11)	5.73	0.70	6.43	24.00	-17.57	
6885	187	AVG	242	61	121.9/143.4 (MCS11)	5.71	0.00	5.71	24.00	-18.29	
		AVG	242	62	121.9/143.4 (MCS11)	5.67	0.00	5.67	24.00	-18.33	
7005	211	AVG	242	61	121.9/143.4 (MCS11)	7.43	0.00	7.43	24.00	-16.57	
		AVG	242	62	121.9/143.4 (MCS11)	7.49	0.00	7.49	24.00	-16.51	
7085	227	AVG	242	61	121.9/143.4 (MCS11)	7.48	0.00	7.48	24.00	-16.52	
		AVG	242	62	121.9/143.4 (MCS11)	7.49	0.00	7.49	24.00	-16.51	

Table 7-88. Antenna WF2a 40MHz BW 802.11ax LPI Maximum Conducted Output Power and Max EIRP (Highest Power Among Partially Loaded RU's)

FCC ID: BCGA2898 IC: 579C-A2898		MEASUREMENT REPORT (CERTIFICATION)	Approved by: Technical Manager
Test Report S/N: 1C2311270065-14-R2.BCG	Test Dates: 12/1/2023 - 04/04/2024	EUT Type: Tablet Device	Page 92 of 617

5GHz (80MHz Bandwidth)	Frequency [MHz]	Channel	Detector	RU Size	RU Index	Data Rate [Mbps]	Conducted Power [dBm]	Ant. Gain [dBi]	Max e.i.r.p. [dBm]	Max e.i.r.p. Limit [dBm]	e.i.r.p. Margin [dB]
	5985	7	AVG	484	65	243.8/286.8 (MCS11)	10.24	1.00	11.24	24.00	-12.76
			AVG	484	66	243.8/286.8 (MCS11)	10.09	1.00	11.09	24.00	-12.91
	6145	39	AVG	484	65	243.8/286.8 (MCS11)	10.84	1.00	11.84	24.00	-12.16
			AVG	484	66	243.8/286.8 (MCS11)	10.84	1.00	11.84	24.00	-12.16
	6385	87	AVG	484	65	243.8/286.8 (MCS11)	10.33	1.00	11.33	24.00	-12.67
			AVG	484	66	243.8/286.8 (MCS11)	10.34	1.00	11.34	24.00	-12.66
	6465	103	AVG	484	65	243.8/286.8 (MCS11)	9.71	-0.50	9.21	24.00	-14.79
			AVG	484	66	243.8/286.8 (MCS11)	9.69	-0.50	9.19	24.00	-14.81
	6545	119	AVG	484	65	243.8/286.8 (MCS11)	8.67	0.70	9.37	24.00	-14.63
			AVG	484	66	243.8/286.8 (MCS11)	8.53	0.70	9.23	24.00	-14.77
	6705	151	AVG	484	65	243.8/286.8 (MCS11)	8.75	0.70	9.45	24.00	-14.55
			AVG	484	66	243.8/286.8 (MCS11)	8.60	0.70	9.30	24.00	-14.70
6865	183	AVG	484	65	243.8/286.8 (MCS11)	8.71	0.70	9.41	24.00	-14.59	
		AVG	484	66	243.8/286.8 (MCS11)	8.73	0.70	9.43	24.00	-14.58	
6945	199	AVG	484	65	243.8/286.8 (MCS11)	10.47	0.00	10.47	24.00	-13.53	
		AVG	484	66	243.8/286.8 (MCS11)	10.41	0.00	10.41	24.00	-13.59	
7025	215	AVG	484	65	243.8/286.8 (MCS11)	10.48	0.00	10.48	24.00	-13.53	
		AVG	484	66	243.8/286.8 (MCS11)	10.39	0.00	10.39	24.00	-13.61	

Table 7-89. Antenna WF2a 80MHz BW 802.11ax LPI Maximum Conducted Output Power and Max EIRP (Highest Power Among Partially Loaded RU's)

5GHz (160MHz Bandwidth)	Frequency [MHz]	Channel	Detector	RU Size	RU Index	Data Rate [Mbps]	Conducted Power [dBm]	Ant. Gain [dBi]	Max e.i.r.p. [dBm]	Max e.i.r.p. Limit [dBm]	e.i.r.p. Margin [dB]
	6025	15 (L)	AVG	996	67	510.4/600.5 (MCS11)	13.20	1.00	14.20	24.00	-9.80
	6025	15 (U)	AVG	996	67	510.4/600.5 (MCS11)	13.15	1.00	14.15	24.00	-9.85
	6185	47 (L)	AVG	996	67	510.4/600.5 (MCS11)	13.97	1.00	14.97	24.00	-9.03
	6185	47 (U)	AVG	996	67	510.4/600.5 (MCS11)	13.89	1.00	14.89	24.00	-9.11
	6345	79 (L)	AVG	996	67	510.4/600.5 (MCS11)	13.41	1.00	14.41	24.00	-9.59
	6345	79 (U)	AVG	996	67	510.4/600.5 (MCS11)	13.40	1.00	14.40	24.00	-9.60
	6505	111 (L)	AVG	996	67	510.4/600.5 (MCS11)	11.69	-0.50	11.19	24.00	-12.81
	6505	111 (U)	AVG	996	67	510.4/600.5 (MCS11)	11.30	-0.50	10.80	24.00	-13.20
	6665	143 (L)	AVG	996	67	510.4/600.5 (MCS11)	11.73	0.70	12.43	24.00	-11.57
	6665	143 (L)	AVG	996	67	510.4/600.5 (MCS11)	11.70	0.70	12.40	24.00	-11.60
	6825	175 (L)	AVG	996	67	510.4/600.5 (MCS11)	11.67	0.70	12.37	24.00	-11.63
	6825	175 (L)	AVG	996	67	510.4/600.5 (MCS11)	11.72	0.70	12.42	24.00	-11.58
	6985	207 (L)	AVG	996	67	510.4/600.5 (MCS11)	13.28	0.00	13.28	24.00	-10.72
	6985	207 (L)	AVG	996	67	510.4/600.5 (MCS11)	13.41	0.00	13.41	24.00	-10.59

Table 7-90. Antenna WF2a 160MHz BW 802.11ax LPI Maximum Conducted Output Power and Max EIRP (Highest Power Among Partially Loaded RU's)

FCC ID: BCGA2898 IC: 579C-A2898			MEASUREMENT REPORT (CERTIFICATION)	Approved by: Technical Manager
Test Report S/N: 1C2311270065-14-R2.BCG	Test Dates: 12/1/2023 - 04/04/2024	EUT Type: Tablet Device	Page 93 of 617	

5GHz (20MHz Bandwidth)	Frequency [MHz]	Channel	Detector	RU Size	RU Index	Data Rate [Mbps]	Conducted Power [dBm]	Ant. Gain [dBi]	Max e.i.r.p. [dBm]	Max e.i.r.p. Limit [dBm]	e.i.r.p. Margin [dB]
	5955	1	AVG	242	61	121.9/143.4 (MCS11)	7.21	1.00	8.21	24.00	-15.79
	6175	45	AVG	242	61	121.9/143.4 (MCS11)	7.98	1.00	8.98	24.00	-15.02
	6415	93	AVG	242	61	121.9/143.4 (MCS11)	7.27	1.00	8.27	24.00	-15.73
	6435	97	AVG	242	61	121.9/143.4 (MCS11)	6.58	-0.50	6.08	24.00	-17.92
	6475	105	AVG	242	61	121.9/143.4 (MCS11)	6.71	-0.50	6.21	24.00	-17.79
	6515	113	AVG	242	61	121.9/143.4 (MCS11)	6.66	-0.50	6.16	24.00	-17.84
	6535	117	AVG	242	61	121.9/143.4 (MCS11)	5.51	0.70	6.21	24.00	-17.79
	6695	149	AVG	242	61	121.9/143.4 (MCS11)	5.68	0.70	6.38	24.00	-17.63
	6875	185	AVG	242	61	121.9/143.4 (MCS11)	5.64	0.70	6.34	24.00	-17.66
	6895	189	AVG	242	61	121.9/143.4 (MCS11)	7.50	0.00	7.50	24.00	-16.50
	6995	209	AVG	242	61	121.9/143.4 (MCS11)	7.35	0.00	7.35	24.00	-16.65
7115	233	AVG	242	61	121.9/143.4 (MCS11)	7.36	0.00	7.36	24.00	-16.64	

Table 7-91. Antenna WF2a 20MHz BW 802.11ax LPI Maximum Conducted Output Power and Max EIRP (Fully-loaded RU)

5GHz (40MHz Bandwidth)	Frequency [MHz]	Channel	Detector	RU Size	RU Index	Data Rate [Mbps]	Conducted Power [dBm]	Ant. Gain [dBi]	Max e.i.r.p. [dBm]	Max e.i.r.p. Limit [dBm]	e.i.r.p. Margin [dB]
	5965	3	AVG	484	65	243.8/286.8 (MCS11)	10.05	1.00	11.05	24.00	-12.95
	6165	43	AVG	484	65	243.8/286.8 (MCS11)	10.87	1.00	11.87	24.00	-12.13
	6405	91	AVG	484	65	243.8/286.8 (MCS11)	10.43	1.00	11.43	24.00	-12.57
	6445	99	AVG	484	65	243.8/286.8 (MCS11)	9.62	-0.50	9.12	24.00	-14.88
	6485	107	AVG	484	65	243.8/286.8 (MCS11)	9.68	-0.50	9.18	24.00	-14.82
	6525	115	AVG	484	65	243.8/286.8 (MCS11)	8.73	-0.50	8.23	24.00	-15.77
	6565	123	AVG	484	65	243.8/286.8 (MCS11)	8.70	0.70	9.40	24.00	-14.60
	6725	155	AVG	484	65	243.8/286.8 (MCS11)	8.51	0.70	9.21	24.00	-14.79
	6845	179	AVG	484	65	243.8/286.8 (MCS11)	8.64	0.70	9.34	24.00	-14.66
	6885	187	AVG	484	65	243.8/286.8 (MCS11)	8.67	0.00	8.67	24.00	-15.33
	7005	211	AVG	484	65	243.8/286.8 (MCS11)	10.46	0.00	10.46	24.00	-13.54
7085	227	AVG	484	65	243.8/286.8 (MCS11)	10.45	0.00	10.45	24.00	-13.55	

Table 7-92. Antenna WF2a 40MHz BW 802.11ax LPI Maximum Conducted Output Power and Max EIRP (Fully-loaded RU)

5GHz (80MHz Bandwidth)	Frequency [MHz]	Channel	Detector	RU Size	RU Index	Data Rate [Mbps]	Conducted Power [dBm]	Ant. Gain [dBi]	Max e.i.r.p. [dBm]	Max e.i.r.p. Limit [dBm]	e.i.r.p. Margin [dB]
	5985	7	AVG	996	67	510.4/600.5 (MCS11)	13.24	1.00	14.24	24.00	-9.76
	6145	39	AVG	996	67	510.4/600.5 (MCS11)	13.99	1.00	14.99	24.00	-9.01
	6385	87	AVG	996	67	510.4/600.5 (MCS11)	13.40	1.00	14.40	24.00	-9.60
	6465	103	AVG	996	67	510.4/600.5 (MCS11)	12.57	-0.50	12.07	24.00	-11.93
	6545	119	AVG	996	67	510.4/600.5 (MCS11)	11.65	0.70	12.35	24.00	-11.65
	6705	151	AVG	996	67	510.4/600.5 (MCS11)	11.71	0.70	12.41	24.00	-11.59
	6865	183	AVG	996	67	510.4/600.5 (MCS11)	11.62	0.70	12.32	24.00	-11.68
	6945	199	AVG	996	67	510.4/600.5 (MCS11)	13.38	0.00	13.38	24.00	-10.62
	7025	215	AVG	996	67	510.4/600.5 (MCS11)	13.44	0.00	13.44	24.00	-10.56

Table 7-93. Antenna WF2a 80MHz BW 802.11ax LPI Maximum Conducted Output Power and Max EIRP (Fully-loaded RU)

5GHz (160MHz Bandwidth)	Frequency [MHz]	Channel	Detector	RU Size	RU Index	Data Rate [Mbps]	Conducted Power [dBm]	Ant. Gain [dBi]	Max e.i.r.p. [dBm]	Max e.i.r.p. Limit [dBm]	e.i.r.p. Margin [dB]
	6025	15	AVG	996x2	68	1020.8/1201 (MCS11)	15.72	1.00	16.72	24.00	-7.28
	6185	47	AVG	996x2	68	1020.8/1201 (MCS11)	16.25	1.00	17.25	24.00	-6.75
	6345	79	AVG	996x2	68	1020.8/1201 (MCS11)	15.98	1.00	16.98	24.00	-7.02
	6505	111	AVG	996x2	68	1020.8/1201 (MCS11)	14.23	-0.50	13.73	24.00	-10.27
	6665	143	AVG	996x2	68	1020.8/1201 (MCS11)	14.20	0.70	14.90	24.00	-9.10
	6825	175	AVG	996x2	68	1020.8/1201 (MCS11)	14.19	0.70	14.89	24.00	-9.11
	6985	207	AVG	996x2	68	1020.8/1201 (MCS11)	15.90	0.00	15.90	24.00	-8.10

Table 7-94. Antenna WF2a 160MHz BW 802.11ax LPI Maximum Conducted Output Power and Max EIRP (Fully-loaded RU)

FCC ID: BCGA2898 IC: 579C-A2898		MEASUREMENT REPORT (CERTIFICATION)	Approved by: Technical Manager
Test Report S/N: 1C2311270065-14-R2.BCG	Test Dates: 12/1/2023 - 04/04/2024	EUT Type: Tablet Device	Page 94 of 617

### 7.3.8 Antenna WF7b LPI Conducted Output Power Measurements

5GHz (20MHz Bandwidth)	Frequency [MHz]	Channel	Detector	RU Size	RU Index	Data Rate [Mbps]	Conducted Power [dBm]	Ant. Gain [dBi]	Max e.i.r.p. [dBm]	Max e.i.r.p. Limit [dBm]	e.i.r.p. Margin [dB]
	5955	1	AVG	26	0	12.5/14.7 (MCS11)	-1.77	0.80	-0.97	24.00	-24.97
			AVG	26	4	12.5/14.7 (MCS11)	-1.90	0.80	-1.10	24.00	-25.10
			AVG	26	8	12.5/14.7 (MCS11)	-1.75	0.80	-0.95	24.00	-24.95
	6175	45	AVG	26	0	12.5/14.7 (MCS11)	-1.14	0.80	-0.34	24.00	-24.34
			AVG	26	4	12.5/14.7 (MCS11)	-1.23	0.80	-0.43	24.00	-24.43
			AVG	26	8	12.5/14.7 (MCS11)	-1.10	0.80	-0.30	24.00	-24.30
	6415	93	AVG	26	0	12.5/14.7 (MCS11)	-2.43	0.80	-1.63	24.00	-25.63
			AVG	26	4	12.5/14.7 (MCS11)	-2.20	0.80	-1.40	24.00	-25.40
			AVG	26	8	12.5/14.7 (MCS11)	-2.23	0.80	-1.43	24.00	-25.43
	6435	97	AVG	26	0	12.5/14.7 (MCS11)	-2.27	-1.50	-3.77	24.00	-27.77
			AVG	26	4	12.5/14.7 (MCS11)	-2.46	-1.50	-3.96	24.00	-27.96
			AVG	26	8	12.5/14.7 (MCS11)	-2.42	-1.50	-3.92	24.00	-27.92
	6475	105	AVG	26	0	12.5/14.7 (MCS11)	-2.29	-1.50	-3.79	24.00	-27.79
			AVG	26	4	12.5/14.7 (MCS11)	-2.29	-1.50	-3.79	24.00	-27.79
			AVG	26	8	12.5/14.7 (MCS11)	-2.38	-1.50	-3.88	24.00	-27.88
	6515	113	AVG	26	0	12.5/14.7 (MCS11)	-2.31	-1.50	-3.81	24.00	-27.81
			AVG	26	4	12.5/14.7 (MCS11)	-2.47	-1.50	-3.97	24.00	-27.97
			AVG	26	8	12.5/14.7 (MCS11)	-2.50	-1.50	-4.00	24.00	-28.00
6535	117	AVG	26	0	12.5/14.7 (MCS11)	-3.51	2.50	-1.01	24.00	-25.01	
		AVG	26	4	12.5/14.7 (MCS11)	-3.27	2.50	-0.77	24.00	-24.77	
		AVG	26	8	12.5/14.7 (MCS11)	-3.31	2.50	-0.81	24.00	-24.81	
6695	149	AVG	26	0	12.5/14.7 (MCS11)	-3.26	2.50	-0.76	24.00	-24.76	
		AVG	26	4	12.5/14.7 (MCS11)	-3.46	2.50	-0.96	24.00	-24.96	
		AVG	26	8	12.5/14.7 (MCS11)	-3.27	2.50	-0.77	24.00	-24.77	
6875	185	AVG	26	0	12.5/14.7 (MCS11)	-3.31	2.50	-0.81	24.00	-24.81	
		AVG	26	4	12.5/14.7 (MCS11)	-3.41	2.50	-0.91	24.00	-24.91	
		AVG	26	8	12.5/14.7 (MCS11)	-3.42	2.50	-0.92	24.00	-24.92	
6895	189	AVG	26	0	12.5/14.7 (MCS11)	-1.61	0.70	-0.91	24.00	-24.91	
		AVG	26	4	12.5/14.7 (MCS11)	-1.51	0.70	-0.81	24.00	-24.81	
		AVG	26	8	12.5/14.7 (MCS11)	-1.51	0.70	-0.81	24.00	-24.81	
6995	209	AVG	26	0	12.5/14.7 (MCS11)	-1.54	0.70	-0.84	24.00	-24.84	
		AVG	26	4	12.5/14.7 (MCS11)	-1.59	0.70	-0.89	24.00	-24.89	
		AVG	26	8	12.5/14.7 (MCS11)	-1.53	0.70	-0.83	24.00	-24.83	
7095	229	AVG	26	0	12.5/14.7 (MCS11)	-1.70	0.70	-1.00	24.00	-25.00	
		AVG	26	4	12.5/14.7 (MCS11)	-1.61	0.70	-0.91	24.00	-24.91	
		AVG	26	8	12.5/14.7 (MCS11)	-1.73	0.70	-1.03	24.00	-25.03	

Table 7-95. Antenna WF7b 20MHz BW 802.11ax LPI Maximum Conducted Output Power and Max EIRP (RU26)

FCC ID: BCGA2898 IC: 579C-A2898		MEASUREMENT REPORT (CERTIFICATION)	Approved by: Technical Manager
Test Report S/N: 1C2311270065-14-R2.BCG	Test Dates: 12/1/2023 - 04/04/2024	EUT Type: Tablet Device	Page 95 of 617



5GHz (40MHz Bandwidth)	Frequency [MHz]	Channel	Detector	RU Size	RU Index	Data Rate [Mbps]	Conducted Power [dBm]	Ant. Gain [dBi]	Max e.i.r.p. [dBm]	Max e.i.r.p. Limit [dBm]	e.i.r.p. Margin [dB]
	5965	3	AVG	26	0	12.5/14.7 (MCS11)	-1.80	0.80	-1.00	24.00	-25.00
			AVG	26	8	12.5/14.7 (MCS11)	-1.88	0.80	-1.08	24.00	-25.08
			AVG	26	17	12.5/14.7 (MCS11)	-1.76	0.80	-0.96	24.00	-24.96
	6165	43	AVG	26	0	12.5/14.7 (MCS11)	-1.04	0.80	-0.24	24.00	-24.24
			AVG	26	8	12.5/14.7 (MCS11)	-1.03	0.80	-0.23	24.00	-24.23
			AVG	26	17	12.5/14.7 (MCS11)	-1.02	0.80	-0.22	24.00	-24.22
	6405	91	AVG	26	0	12.5/14.7 (MCS11)	-2.09	0.80	-1.29	24.00	-25.29
			AVG	26	8	12.5/14.7 (MCS11)	-1.80	0.80	-1.00	24.00	-25.00
			AVG	26	17	12.5/14.7 (MCS11)	-2.06	0.80	-1.26	24.00	-25.26
	6445	99	AVG	26	0	12.5/14.7 (MCS11)	-2.41	-1.50	-3.91	24.00	-27.91
			AVG	26	8	12.5/14.7 (MCS11)	-2.25	-1.50	-3.75	24.00	-27.75
AVG			26	17	12.5/14.7 (MCS11)	-2.50	-1.50	-4.00	24.00	-28.00	
6485	107	AVG	26	0	12.5/14.7 (MCS11)	-2.31	-1.50	-3.81	24.00	-27.81	
		AVG	26	8	12.5/14.7 (MCS11)	-2.36	-1.50	-3.86	24.00	-27.86	
		AVG	26	17	12.5/14.7 (MCS11)	-2.25	-1.50	-3.75	24.00	-27.75	
6525	115	AVG	26	0	12.5/14.7 (MCS11)	-3.38	-1.50	-4.88	24.00	-28.88	
		AVG	26	8	12.5/14.7 (MCS11)	-3.29	-1.50	-4.79	24.00	-28.79	
		AVG	26	17	12.5/14.7 (MCS11)	-3.48	-1.50	-4.98	24.00	-28.98	
6565	123	AVG	26	0	12.5/14.7 (MCS11)	-3.33	2.50	-0.83	24.00	-24.83	
		AVG	26	8	12.5/14.7 (MCS11)	-3.33	2.50	-0.83	24.00	-24.83	
		AVG	26	17	12.5/14.7 (MCS11)	-3.45	2.50	-0.95	24.00	-24.95	
6725	155	AVG	26	0	12.5/14.7 (MCS11)	-3.28	2.50	-0.78	24.00	-24.78	
		AVG	26	8	12.5/14.7 (MCS11)	-3.41	2.50	-0.91	24.00	-24.91	
		AVG	26	17	12.5/14.7 (MCS11)	-3.48	2.50	-0.98	24.00	-24.98	
6845	179	AVG	26	0	12.5/14.7 (MCS11)	-3.34	2.50	-0.84	24.00	-24.84	
		AVG	26	8	12.5/14.7 (MCS11)	-3.32	2.50	-0.82	24.00	-24.82	
		AVG	26	17	12.5/14.7 (MCS11)	-3.25	2.50	-0.75	24.00	-24.75	
6885	187	AVG	26	0	12.5/14.7 (MCS11)	-3.38	0.70	-2.68	24.00	-26.68	
		AVG	26	8	12.5/14.7 (MCS11)	-3.34	0.70	-2.64	24.00	-26.64	
		AVG	26	17	12.5/14.7 (MCS11)	-3.25	0.70	-2.55	24.00	-26.55	
7005	211	AVG	26	0	12.5/14.7 (MCS11)	-1.75	0.70	-1.05	24.00	-25.05	
		AVG	26	8	12.5/14.7 (MCS11)	-1.61	0.70	-0.91	24.00	-24.91	
		AVG	26	17	12.5/14.7 (MCS11)	-1.59	0.70	-0.89	24.00	-24.89	
7085	227	AVG	26	0	12.5/14.7 (MCS11)	-1.53	0.70	-0.83	24.00	-24.83	
		AVG	26	8	12.5/14.7 (MCS11)	-1.80	0.70	-1.10	24.00	-25.10	
		AVG	26	17	12.5/14.7 (MCS11)	-1.50	0.70	-0.80	24.00	-24.80	

Table 7-96. Antenna WF7b 40MHz BW 802.11ax LPI Maximum Conducted Output Power and Max EIRP (RU26)

FCC ID: BCGA2898 IC: 579C-A2898			MEASUREMENT REPORT (CERTIFICATION)	Approved by: Technical Manager
Test Report S/N: 1C2311270065-14-R2.BCG	Test Dates: 12/1/2023 - 04/04/2024	EUT Type: Tablet Device	Page 96 of 617	

5GHz (80MHz Bandwidth)	Frequency [MHz]	Channel	Detector	RU Size	RU Index	Data Rate [Mbps]	Conducted Power [dBm]	Ant. Gain [dBi]	Max e.i.r.p. [dBm]	Max e.i.r.p. Limit [dBm]	e.i.r.p. Margin [dB]
	5985	7	AVG	26	0	12.5/14.7 (MCS11)	-1.78	0.80	-0.98	24.00	-24.98
			AVG	26	18	12.5/14.7 (MCS11)	-1.75	0.80	-0.95	24.00	-24.95
			AVG	26	36	12.5/14.7 (MCS11)	-1.82	0.80	-1.02	24.00	-25.02
	6145	39	AVG	26	0	12.5/14.7 (MCS11)	-1.18	0.80	-0.38	24.00	-24.38
			AVG	26	18	12.5/14.7 (MCS11)	-1.14	0.80	-0.34	24.00	-24.34
			AVG	26	36	12.5/14.7 (MCS11)	-1.14	0.80	-0.34	24.00	-24.34
	6385	87	AVG	26	0	12.5/14.7 (MCS11)	-1.55	0.80	-0.75	24.00	-24.75
			AVG	26	18	12.5/14.7 (MCS11)	-1.77	0.80	-0.97	24.00	-24.97
			AVG	26	36	12.5/14.7 (MCS11)	-1.66	0.80	-0.86	24.00	-24.86
	6465	103	AVG	26	0	12.5/14.7 (MCS11)	-2.44	-1.50	-3.94	24.00	-27.94
			AVG	26	18	12.5/14.7 (MCS11)	-2.37	-1.50	-3.87	24.00	-27.87
AVG			26	36	12.5/14.7 (MCS11)	-2.30	-1.50	-3.80	24.00	-27.80	
6545	119	AVG	26	0	12.5/14.7 (MCS11)	-3.43	2.50	-0.93	24.00	-24.93	
		AVG	26	18	12.5/14.7 (MCS11)	-3.30	2.50	-0.80	24.00	-24.80	
		AVG	26	36	12.5/14.7 (MCS11)	-3.64	2.50	-1.14	24.00	-25.14	
6705	151	AVG	26	0	12.5/14.7 (MCS11)	-3.44	2.50	-0.94	24.00	-24.94	
		AVG	26	18	12.5/14.7 (MCS11)	-3.32	2.50	-0.82	24.00	-24.82	
		AVG	26	36	12.5/14.7 (MCS11)	-3.27	2.50	-0.77	24.00	-24.77	
6865	183	AVG	26	0	12.5/14.7 (MCS11)	-3.27	2.50	-0.77	24.00	-24.77	
		AVG	26	18	12.5/14.7 (MCS11)	-3.31	2.50	-0.81	24.00	-24.81	
		AVG	26	36	12.5/14.7 (MCS11)	-3.27	2.50	-0.77	24.00	-24.77	
6945	199	AVG	26	0	12.5/14.7 (MCS11)	-1.60	0.70	-0.90	24.00	-24.90	
		AVG	26	18	12.5/14.7 (MCS11)	-1.74	0.70	-1.04	24.00	-25.04	
		AVG	26	36	12.5/14.7 (MCS11)	-1.77	0.70	-1.07	24.00	-25.07	
7025	215	AVG	26	0	12.5/14.7 (MCS11)	-1.51	0.70	-0.81	24.00	-24.81	
		AVG	26	18	12.5/14.7 (MCS11)	-1.51	0.70	-0.81	24.00	-24.81	
		AVG	26	36	12.5/14.7 (MCS11)	-1.62	0.70	-0.92	24.00	-24.92	

Table 7-97. Antenna WF7b 80MHz BW 802.11ax LPI Maximum Conducted Output Power and Max EIRP (RU26)

5GHz (160MHz Bandwidth)	Frequency [MHz]	Channel	Detector	RU Size	RU Index	Data Rate [Mbps]	Conducted Power [dBm]	Ant. Gain [dBi]	Max e.i.r.p. [dBm]	Max e.i.r.p. Limit [dBm]	e.i.r.p. Margin [dB]
	6025	15	AVG	26	0	12.5/14.7 (MCS11)	-1.75	0.80	-0.95	24.00	-24.95
			AVG	26	18	12.5/14.7 (MCS11)	-1.80	0.80	-1.00	24.00	-25.00
			AVG	26	36	12.5/14.7 (MCS11)	-1.79	0.80	-0.99	24.00	-24.99
	6185	47	AVG	26	0	12.5/14.7 (MCS11)	-1.29	0.80	-0.49	24.00	-24.49
			AVG	26	18	12.5/14.7 (MCS11)	-1.02	0.80	-0.22	24.00	-24.22
			AVG	26	36	12.5/14.7 (MCS11)	-1.80	0.80	-1.00	24.00	-25.00
	6345	79	AVG	26	0	12.5/14.7 (MCS11)	-1.79	0.80	-0.99	24.00	-24.99
			AVG	26	18	12.5/14.7 (MCS11)	-1.51	0.80	-0.71	24.00	-24.71
			AVG	26	36	12.5/14.7 (MCS11)	-2.14	0.80	-1.34	24.00	-25.34
	6505	111	AVG	26	0	12.5/14.7 (MCS11)	-3.65	-1.50	-5.15	24.00	-29.15
			AVG	26	18	12.5/14.7 (MCS11)	-3.46	-1.50	-4.96	24.00	-28.96
AVG			26	36	12.5/14.7 (MCS11)	-3.56	-1.50	-5.06	24.00	-29.06	
6665	143	AVG	26	0	12.5/14.7 (MCS11)	-3.33	2.50	-0.83	24.00	-24.83	
		AVG	26	18	12.5/14.7 (MCS11)	-3.26	2.50	-0.76	24.00	-24.76	
		AVG	26	36	12.5/14.7 (MCS11)	-3.30	2.50	-0.80	24.00	-24.80	
6825	175	AVG	26	0	12.5/14.7 (MCS11)	-3.29	2.50	-0.79	24.00	-24.79	
		AVG	26	18	12.5/14.7 (MCS11)	-3.66	2.50	-1.16	24.00	-25.16	
		AVG	26	36	12.5/14.7 (MCS11)	-3.37	2.50	-0.87	24.00	-24.87	
6985	207	AVG	26	0	12.5/14.7 (MCS11)	-1.55	0.70	-0.85	24.00	-24.85	
		AVG	26	18	12.5/14.7 (MCS11)	-1.50	0.70	-0.80	24.00	-24.80	
		AVG	26	36	12.5/14.7 (MCS11)	-1.79	0.70	-1.09	24.00	-25.09	

Table 7-98. Antenna WF7b 160MHz BW 802.11ax LPI Maximum Conducted Output Power and Max EIRP (RU26)

FCC ID: BCGA2898 IC: 579C-A2898		MEASUREMENT REPORT (CERTIFICATION)	Approved by: Technical Manager
Test Report S/N: 1C2311270065-14-R2.BCG	Test Dates: 12/1/2023 - 04/04/2024	EUT Type: Tablet Device	Page 97 of 617

5GHz (20MHz Bandwidth)	Frequency [MHz]	Channel	Detector	RU Size	RU Index	Data Rate [Mbps]	Conducted Power [dBm]	Ant. Gain [dBi]	Max e.i.r.p. [dBm]	Max e.i.r.p. Limit [dBm]	e.i.r.p. Margin [dB]
	5955	1	AVG	106	53	53.1/62.5 (MCS11)	4.23	0.80	5.03	24.00	-18.97
			AVG	106	54	53.1/62.5 (MCS11)	4.25	0.80	5.05	24.00	-18.95
	6175	45	AVG	106	53	53.1/62.5 (MCS11)	4.84	0.80	5.64	24.00	-18.36
			AVG	106	54	53.1/62.5 (MCS11)	4.87	0.80	5.67	24.00	-18.33
	6415	93	AVG	106	53	53.1/62.5 (MCS11)	4.37	0.80	5.17	24.00	-18.83
			AVG	106	54	53.1/62.5 (MCS11)	4.44	0.80	5.24	24.00	-18.76
	6435	97	AVG	106	53	53.1/62.5 (MCS11)	3.72	-1.50	2.22	24.00	-21.78
			AVG	106	54	53.1/62.5 (MCS11)	3.75	-1.50	2.25	24.00	-21.75
	6475	105	AVG	106	53	53.1/62.5 (MCS11)	3.74	-1.50	2.24	24.00	-21.76
			AVG	106	54	53.1/62.5 (MCS11)	3.66	-1.50	2.16	24.00	-21.84
	6515	113	AVG	106	53	53.1/62.5 (MCS11)	3.70	-1.50	2.20	24.00	-21.80
			AVG	106	54	53.1/62.5 (MCS11)	3.73	-1.50	2.23	24.00	-21.77
6535	117	AVG	106	53	53.1/62.5 (MCS11)	2.71	2.50	5.21	24.00	-18.79	
		AVG	106	54	53.1/62.5 (MCS11)	2.69	2.50	5.19	24.00	-18.81	
6695	149	AVG	106	53	53.1/62.5 (MCS11)	2.58	2.50	5.08	24.00	-18.92	
		AVG	106	54	53.1/62.5 (MCS11)	2.69	2.50	5.19	24.00	-18.81	
6875	185	AVG	106	53	53.1/62.5 (MCS11)	2.50	2.50	5.00	24.00	-19.00	
		AVG	106	54	53.1/62.5 (MCS11)	2.73	2.50	5.23	24.00	-18.78	
6895	189	AVG	106	53	53.1/62.5 (MCS11)	4.44	0.70	5.14	24.00	-18.86	
		AVG	106	54	53.1/62.5 (MCS11)	4.45	0.70	5.15	24.00	-18.85	
6995	209	AVG	106	53	53.1/62.5 (MCS11)	4.41	0.70	5.11	24.00	-18.89	
		AVG	106	54	53.1/62.5 (MCS11)	4.32	0.70	5.02	24.00	-18.98	
7095	229	AVG	106	53	53.1/62.5 (MCS11)	4.23	0.70	4.93	24.00	-19.07	
		AVG	106	54	53.1/62.5 (MCS11)	4.50	0.70	5.20	24.00	-18.80	

Table 7-99. Antenna WF7b 20MHz BW 802.11ax LPI Maximum Conducted Output Power and Max EIRP (Highest Power Among Partially Loaded RU's)

5GHz (40MHz Bandwidth)	Frequency [MHz]	Channel	Detector	RU Size	RU Index	Data Rate [Mbps]	Conducted Power [dBm]	Ant. Gain [dBi]	Max e.i.r.p. [dBm]	Max e.i.r.p. Limit [dBm]	e.i.r.p. Margin [dB]
	5965	3	AVG	242	61	121.9/143.4 (MCS11)	6.94	0.80	7.74	24.00	-16.26
			AVG	242	62	121.9/143.4 (MCS11)	7.21	0.80	8.01	24.00	-15.99
	6165	43	AVG	242	61	121.9/143.4 (MCS11)	7.97	0.80	8.77	24.00	-15.23
			AVG	242	62	121.9/143.4 (MCS11)	7.82	0.80	8.62	24.00	-15.38
	6405	91	AVG	242	61	121.9/143.4 (MCS11)	7.29	0.80	8.09	24.00	-15.91
			AVG	242	62	121.9/143.4 (MCS11)	7.31	0.80	8.11	24.00	-15.89
	6445	99	AVG	242	61	121.9/143.4 (MCS11)	6.54	-1.50	5.04	24.00	-18.96
			AVG	242	62	121.9/143.4 (MCS11)	6.72	-1.50	5.22	24.00	-18.78
	6485	107	AVG	242	61	121.9/143.4 (MCS11)	6.66	-1.50	5.16	24.00	-18.84
			AVG	242	62	121.9/143.4 (MCS11)	6.57	-1.50	5.07	24.00	-18.93
	6525	115	AVG	242	61	121.9/143.4 (MCS11)	5.64	-1.50	4.14	24.00	-19.86
			AVG	242	62	121.9/143.4 (MCS11)	5.72	-1.50	4.22	24.00	-19.78
6565	123	AVG	242	61	121.9/143.4 (MCS11)	5.71	2.50	8.21	24.00	-15.79	
		AVG	242	62	121.9/143.4 (MCS11)	5.62	2.50	8.12	24.00	-15.88	
6725	155	AVG	242	61	121.9/143.4 (MCS11)	5.65	2.50	8.15	24.00	-15.85	
		AVG	242	62	121.9/143.4 (MCS11)	5.73	2.50	8.23	24.00	-15.77	
6845	179	AVG	242	61	121.9/143.4 (MCS11)	5.70	2.50	8.20	24.00	-15.80	
		AVG	242	62	121.9/143.4 (MCS11)	5.63	2.50	8.13	24.00	-15.87	
6885	187	AVG	242	61	121.9/143.4 (MCS11)	5.71	0.70	6.41	24.00	-17.59	
		AVG	242	62	121.9/143.4 (MCS11)	5.61	0.70	6.31	24.00	-17.69	
7005	211	AVG	242	61	121.9/143.4 (MCS11)	7.45	0.70	8.15	24.00	-15.85	
		AVG	242	62	121.9/143.4 (MCS11)	7.48	0.70	8.18	24.00	-15.82	
7085	227	AVG	242	61	121.9/143.4 (MCS11)	7.41	0.70	8.11	24.00	-15.89	
		AVG	242	62	121.9/143.4 (MCS11)	7.35	0.70	8.05	24.00	-15.96	

Table 7-100. Antenna WF7b 40MHz BW 802.11ax LPI Maximum Conducted Output Power and Max EIRP (Highest Power Among Partially Loaded RU's)

FCC ID: BCGA2898 IC: 579C-A2898		MEASUREMENT REPORT (CERTIFICATION)	Approved by: Technical Manager
Test Report S/N: 1C2311270065-14-R2.BCG	Test Dates: 12/1/2023 - 04/04/2024	EUT Type: Tablet Device	Page 98 of 617

5GHz (80MHz Bandwidth)	Frequency [MHz]	Channel	Detector	RU Size	RU Index	Data Rate [Mbps]	Conducted Power [dBm]	Ant. Gain [dBi]	Max e.i.r.p. [dBm]	Max e.i.r.p. Limit [dBm]	e.i.r.p. Margin [dB]
	5985	7	AVG	484	65	243.8/286.8 (MCS11)	10.20	0.80	11.00	24.00	-13.00
			AVG	484	66	243.8/286.8 (MCS11)	9.86	0.80	10.66	24.00	-13.34
	6145	39	AVG	484	65	243.8/286.8 (MCS11)	10.91	0.80	11.71	24.00	-12.29
			AVG	484	66	243.8/286.8 (MCS11)	10.85	0.80	11.65	24.00	-12.35
	6385	87	AVG	484	65	243.8/286.8 (MCS11)	10.35	0.80	11.15	24.00	-12.85
			AVG	484	66	243.8/286.8 (MCS11)	10.24	0.80	11.04	24.00	-12.97
	6465	103	AVG	484	65	243.8/286.8 (MCS11)	9.74	-1.50	8.24	24.00	-15.76
			AVG	484	66	243.8/286.8 (MCS11)	9.75	-1.50	8.25	24.00	-15.76
	6545	119	AVG	484	65	243.8/286.8 (MCS11)	8.66	2.50	11.16	24.00	-12.84
			AVG	484	66	243.8/286.8 (MCS11)	8.53	2.50	11.03	24.00	-12.98
	6705	151	AVG	484	65	243.8/286.8 (MCS11)	8.75	2.50	11.25	24.00	-12.75
AVG			484	66	243.8/286.8 (MCS11)	8.39	2.50	10.89	24.00	-13.11	
6865	183	AVG	484	65	243.8/286.8 (MCS11)	8.47	2.50	10.97	24.00	-13.03	
		AVG	484	66	243.8/286.8 (MCS11)	8.66	2.50	11.16	24.00	-12.84	
6945	199	AVG	484	65	243.8/286.8 (MCS11)	10.47	0.70	11.17	24.00	-12.83	
		AVG	484	66	243.8/286.8 (MCS11)	10.42	0.70	11.12	24.00	-12.88	
7025	215	AVG	484	65	243.8/286.8 (MCS11)	10.37	0.70	11.07	24.00	-12.93	
		AVG	484	66	243.8/286.8 (MCS11)	10.48	0.70	11.18	24.00	-12.82	

**Table 7-101. Antenna WF7b 80MHz BW 802.11ax LPI Maximum Conducted Output Power and Max EIRP (Highest Power Among Partially Loaded RU's)**

5GHz (160MHz Bandwidth)	Frequency [MHz]	Channel	Detector	RU Size	RU Index	Data Rate [Mbps]	Conducted Power [dBm]	Ant. Gain [dBi]	Max e.i.r.p. [dBm]	Max e.i.r.p. Limit [dBm]	e.i.r.p. Margin [dB]
	6025	15 (L)	AVG	996	67	510.4/600.5 (MCS11)	13.21	0.80	14.01	24.00	-9.99
	6025	15 (U)	AVG	996	67	510.4/600.5 (MCS11)	13.24	0.80	14.04	24.00	-9.96
	6185	47 (L)	AVG	996	67	510.4/600.5 (MCS11)	13.82	0.80	14.62	24.00	-9.38
	6185	47 (U)	AVG	996	67	510.4/600.5 (MCS11)	13.95	0.80	14.75	24.00	-9.25
	6345	79 (L)	AVG	996	67	510.4/600.5 (MCS11)	13.41	0.80	14.21	24.00	-9.79
	6345	79 (U)	AVG	996	67	510.4/600.5 (MCS11)	13.38	0.80	14.18	24.00	-9.82
	6505	111 (L)	AVG	996	67	510.4/600.5 (MCS11)	11.71	-1.50	10.21	24.00	-13.79
	6505	111 (U)	AVG	996	67	510.4/600.5 (MCS11)	11.67	-1.50	10.17	24.00	-13.83
	6665	143 (L)	AVG	996	67	510.4/600.5 (MCS11)	11.69	2.50	14.19	24.00	-9.81
	6665	143 (L)	AVG	996	67	510.4/600.5 (MCS11)	11.62	2.50	14.12	24.00	-9.88
	6825	175 (L)	AVG	996	67	510.4/600.5 (MCS11)	11.70	2.50	14.20	24.00	-9.80
	6825	175 (L)	AVG	996	67	510.4/600.5 (MCS11)	11.72	2.50	14.22	24.00	-9.78
	6985	207 (L)	AVG	996	67	510.4/600.5 (MCS11)	13.42	0.70	14.12	24.00	-9.88
	6985	207 (L)	AVG	996	67	510.4/600.5 (MCS11)	13.35	0.70	14.05	24.00	-9.95

**Table 7-102. Antenna WF7b 160MHz BW 802.11ax LPI Maximum Conducted Output Power and Max EIRP (Highest Power Among Partially Loaded RU's)**

FCC ID: BCGA2898 IC: 579C-A2898		<b>MEASUREMENT REPORT (CERTIFICATION)</b>	<b>Approved by:</b> Technical Manager
Test Report S/N: 1C2311270065-14-R2.BCG	Test Dates: 12/1/2023 - 04/04/2024	EUT Type: Tablet Device	Page 99 of 617

5GHz (20MHz Bandwidth)	Frequency [MHz]	Channel	Detector	RU Size	RU Index	Data Rate [Mbps]	Conducted Power [dBm]	Ant. Gain [dBi]	Max e.i.r.p. [dBm]	Max e.i.r.p. Limit [dBm]	e.i.r.p. Margin [dB]
	5955	1	AVG	242	61	121.9/143.4 (MCS11)	7.25	0.80	8.05	24.00	-15.95
	6175	45	AVG	242	61	121.9/143.4 (MCS11)	7.83	0.80	8.63	24.00	-15.37
	6415	93	AVG	242	61	121.9/143.4 (MCS11)	7.45	0.80	8.25	24.00	-15.75
	6435	97	AVG	242	61	121.9/143.4 (MCS11)	6.59	-1.50	5.09	24.00	-18.91
	6475	105	AVG	242	61	121.9/143.4 (MCS11)	6.74	-1.50	5.24	24.00	-18.76
	6515	113	AVG	242	61	121.9/143.4 (MCS11)	6.54	-1.50	5.04	24.00	-18.96
	6535	117	AVG	242	61	121.9/143.4 (MCS11)	5.72	2.50	8.22	24.00	-15.78
	6695	149	AVG	242	61	121.9/143.4 (MCS11)	5.64	2.50	8.14	24.00	-15.87
	6875	185	AVG	242	61	121.9/143.4 (MCS11)	5.74	2.50	8.24	24.00	-15.77
	6895	189	AVG	242	61	121.9/143.4 (MCS11)	7.45	0.70	8.15	24.00	-15.85
	6995	209	AVG	242	61	121.9/143.4 (MCS11)	7.32	0.70	8.02	24.00	-15.98
7115	233	AVG	242	61	121.9/143.4 (MCS11)	7.42	0.70	8.12	24.00	-15.88	

Table 7-103. Antenna WF7b 20MHz BW 802.11ax LPI Maximum Conducted Output Power and Max EIRP (Fully-loaded RU)

5GHz (40MHz Bandwidth)	Frequency [MHz]	Channel	Detector	RU Size	RU Index	Data Rate [Mbps]	Conducted Power [dBm]	Ant. Gain [dBi]	Max e.i.r.p. [dBm]	Max e.i.r.p. Limit [dBm]	e.i.r.p. Margin [dB]
	5965	3	AVG	484	65	243.8/286.8 (MCS11)	10.25	0.80	11.05	24.00	-12.95
	6165	43	AVG	484	65	243.8/286.8 (MCS11)	10.85	0.80	11.65	24.00	-12.35
	6405	91	AVG	484	65	243.8/286.8 (MCS11)	10.36	0.80	11.16	24.00	-12.85
	6445	99	AVG	484	65	243.8/286.8 (MCS11)	9.59	-1.50	8.09	24.00	-15.91
	6485	107	AVG	484	65	243.8/286.8 (MCS11)	9.75	-1.50	8.25	24.00	-15.75
	6525	115	AVG	484	65	243.8/286.8 (MCS11)	8.75	-1.50	7.25	24.00	-16.75
	6565	123	AVG	484	65	243.8/286.8 (MCS11)	8.75	2.50	11.25	24.00	-12.75
	6725	155	AVG	484	65	243.8/286.8 (MCS11)	8.75	2.50	11.25	24.00	-12.75
	6845	179	AVG	484	65	243.8/286.8 (MCS11)	8.60	2.50	11.10	24.00	-12.90
	6885	187	AVG	484	65	243.8/286.8 (MCS11)	8.61	0.70	9.31	24.00	-14.69
	7005	211	AVG	484	65	243.8/286.8 (MCS11)	10.47	0.70	11.17	24.00	-12.83
7085	227	AVG	484	65	243.8/286.8 (MCS11)	10.39	0.70	11.09	24.00	-12.91	

Table 7-104. Antenna WF7b 40MHz BW 802.11ax LPI Maximum Conducted Output Power and Max EIRP (Fully-loaded RU)

5GHz (80MHz Bandwidth)	Frequency [MHz]	Channel	Detector	RU Size	RU Index	Data Rate [Mbps]	Conducted Power [dBm]	Ant. Gain [dBi]	Max e.i.r.p. [dBm]	Max e.i.r.p. Limit [dBm]	e.i.r.p. Margin [dB]
	5985	7	AVG	996	67	510.4/600.5 (MCS11)	13.21	0.80	14.01	24.00	-9.99
	6145	39	AVG	996	67	510.4/600.5 (MCS11)	13.80	0.80	14.60	24.00	-9.40
	6385	87	AVG	996	67	510.4/600.5 (MCS11)	13.42	0.80	14.22	24.00	-9.78
	6465	103	AVG	996	67	510.4/600.5 (MCS11)	12.73	-1.50	11.23	24.00	-12.77
	6545	119	AVG	996	67	510.4/600.5 (MCS11)	11.73	2.50	14.23	24.00	-9.77
	6705	151	AVG	996	67	510.4/600.5 (MCS11)	11.75	2.50	14.25	24.00	-9.75
	6865	183	AVG	996	67	510.4/600.5 (MCS11)	11.65	2.50	14.15	24.00	-9.86
	6945	199	AVG	996	67	510.4/600.5 (MCS11)	13.48	0.70	14.18	24.00	-9.82
	7025	215	AVG	996	67	510.4/600.5 (MCS11)	13.34	0.70	14.04	24.00	-9.96

Table 7-105. Antenna WF7b 80MHz BW 802.11ax LPI Maximum Conducted Output Power and Max EIRP (Fully-loaded RU)

5GHz (160MHz Bandwidth)	Frequency [MHz]	Channel	Detector	RU Size	RU Index	Data Rate [Mbps]	Conducted Power [dBm]	Ant. Gain [dBi]	Max e.i.r.p. [dBm]	Max e.i.r.p. Limit [dBm]	e.i.r.p. Margin [dB]
	6025	15	AVG	996x2	68	1020.8/1201 (MCS11)	15.53	0.80	16.33	24.00	-7.67
	6185	47	AVG	996x2	68	1020.8/1201 (MCS11)	16.27	0.80	17.07	24.00	-6.93
	6345	79	AVG	996x2	68	1020.8/1201 (MCS11)	15.98	0.80	16.78	24.00	-7.22
	6505	111	AVG	996x2	68	1020.8/1201 (MCS11)	14.15	-1.50	12.65	24.00	-11.35
	6665	143	AVG	996x2	68	1020.8/1201 (MCS11)	14.05	2.50	16.55	24.00	-7.45
	6825	175	AVG	996x2	68	1020.8/1201 (MCS11)	14.18	2.50	16.68	24.00	-7.32
	6985	207	AVG	996x2	68	1020.8/1201 (MCS11)	15.98	0.70	16.68	24.00	-7.32

Table 7-106. Antenna WF7b 160MHz BW 802.11ax LPI Maximum Conducted Output Power and Max EIRP (Fully-loaded RU)

FCC ID: BCGA2898 IC: 579C-A2898		MEASUREMENT REPORT (CERTIFICATION)	Approved by: Technical Manager
Test Report S/N: 1C2311270065-14-R2.BCG	Test Dates: 12/1/2023 - 04/04/2024	EUT Type: Tablet Device	Page 100 of 617

### 7.3.9 SDM Primary LPI Conducted Output Power Measurements

5GHz (20MHz Bandwidth)	Frequency [MHz]	Channel	Mode	Detector	RU Size	RU Index	Data Rate [Mbps]	Conducted Powers [dBm]			Ant. Gain [dBi]	Max e.i.r.p. [dBm]	Max e.i.r.p. Limit [dBm]	e.i.r.p. Margin [dB]
								Antenna WF7a	Antenna WF2a	Summed				
	5955	1	SDM	AVG	26	0	25/29.4 (MCS11)	-4.79	-5.05	-1.91	1.10	-0.81	24.00	-24.81
			SDM	AVG	26	4	25/29.4 (MCS11)	-4.86	-4.92	-1.88	1.10	-0.78	24.00	-24.78
			SDM	AVG	26	8	25/29.4 (MCS11)	-4.95	-4.81	-1.87	1.10	-0.77	24.00	-24.77
	6175	45	SDM	AVG	26	0	25/29.4 (MCS11)	-3.76	-3.89	-0.81	1.10	0.29	24.00	-23.71
			SDM	AVG	26	4	25/29.4 (MCS11)	-3.75	-3.93	-0.83	1.10	0.27	24.00	-23.73
			SDM	AVG	26	8	25/29.4 (MCS11)	-3.76	-3.90	-0.82	1.10	0.28	24.00	-23.72
	6415	93	SDM	AVG	26	0	25/29.4 (MCS11)	-3.50	-3.95	-0.71	1.10	0.39	24.00	-23.61
			SDM	AVG	26	4	25/29.4 (MCS11)	-3.71	-3.81	-0.75	1.10	0.35	24.00	-23.65
			SDM	AVG	26	8	25/29.4 (MCS11)	-3.54	-3.67	-0.60	1.10	0.50	24.00	-23.50
	6435	97	SDM	AVG	26	0	25/29.4 (MCS11)	-4.54	-4.50	-1.51	0.74	-0.77	24.00	-24.77
			SDM	AVG	26	4	25/29.4 (MCS11)	-4.56	-4.72	-1.63	0.74	-0.89	24.00	-24.89
			SDM	AVG	26	8	25/29.4 (MCS11)	-4.51	-4.56	-1.53	0.74	-0.79	24.00	-24.79
	6475	105	SDM	AVG	26	0	25/29.4 (MCS11)	-4.59	-4.69	-1.63	0.74	-0.89	24.00	-24.89
			SDM	AVG	26	4	25/29.4 (MCS11)	-4.59	-4.59	-1.58	0.74	-0.84	24.00	-24.84
			SDM	AVG	26	8	25/29.4 (MCS11)	-4.52	-4.50	-1.50	0.74	-0.76	24.00	-24.76
	6515	113	SDM	AVG	26	0	25/29.4 (MCS11)	-4.71	-4.60	-1.64	0.74	-0.90	24.00	-24.90
			SDM	AVG	26	4	25/29.4 (MCS11)	-4.53	-4.57	-1.54	0.74	-0.80	24.00	-24.80
			SDM	AVG	26	8	25/29.4 (MCS11)	-4.62	-4.67	-1.63	0.74	-0.89	24.00	-24.89
	6535	117	SDM	AVG	26	0	25/29.4 (MCS11)	-5.34	-5.40	-2.36	1.40	-0.96	24.00	-24.96
			SDM	AVG	26	4	25/29.4 (MCS11)	-5.25	-5.31	-2.27	1.40	-0.87	24.00	-24.87
			SDM	AVG	26	8	25/29.4 (MCS11)	-5.43	-5.38	-2.39	1.40	-0.99	24.00	-24.99
	6695	149	SDM	AVG	26	0	25/29.4 (MCS11)	-5.43	-5.33	-2.37	1.40	-0.97	24.00	-24.97
			SDM	AVG	26	4	25/29.4 (MCS11)	-5.38	-5.29	-2.32	1.40	-0.92	24.00	-24.92
			SDM	AVG	26	8	25/29.4 (MCS11)	-5.50	-5.30	-2.39	1.40	-0.99	24.00	-24.99
	6875	185	SDM	AVG	26	0	25/29.4 (MCS11)	-5.29	-5.25	-2.26	1.40	-0.86	24.00	-24.86
			SDM	AVG	26	4	25/29.4 (MCS11)	-5.38	-5.32	-2.34	1.40	-0.94	24.00	-24.94
			SDM	AVG	26	8	25/29.4 (MCS11)	-5.28	-5.25	-2.25	1.40	-0.85	24.00	-24.85
	6895	189	SDM	AVG	26	0	25/29.4 (MCS11)	-4.16	-4.18	-1.16	0.42	-0.74	24.00	-24.74
			SDM	AVG	26	4	25/29.4 (MCS11)	-4.03	-4.11	-1.06	0.42	-0.64	24.00	-24.64
			SDM	AVG	26	8	25/29.4 (MCS11)	-4.21	-4.25	-1.22	0.42	-0.80	24.00	-24.80
	6995	209	SDM	AVG	26	0	25/29.4 (MCS11)	-4.12	-4.00	-1.05	0.42	-0.63	24.00	-24.63
			SDM	AVG	26	4	25/29.4 (MCS11)	-4.08	-4.21	-1.14	0.42	-0.72	24.00	-24.72
			SDM	AVG	26	8	25/29.4 (MCS11)	-4.16	-4.10	-1.12	0.42	-0.70	24.00	-24.70
	7095	229	SDM	AVG	26	0	25/29.4 (MCS11)	-4.12	-4.17	-1.14	0.42	-0.72	24.00	-24.72
			SDM	AVG	26	4	25/29.4 (MCS11)	-4.03	-4.06	-1.04	0.42	-0.62	24.00	-24.62
			SDM	AVG	26	8	25/29.4 (MCS11)	-4.00	-4.08	-1.03	0.42	-0.61	24.00	-24.61

Table 7-107. SDM Primary 20MHz BW 802.11ax LPI Maximum Conducted Output Power and Max EIRP (RU26)

FCC ID: BCGA2898 IC: 579C-A2898		MEASUREMENT REPORT (CERTIFICATION)	Approved by: Technical Manager
Test Report S/N: 1C2311270065-14-R2.BCG	Test Dates: 12/1/2023 - 04/04/2024	EUT Type: Tablet Device	Page 101 of 617



5GHz (40MHz Bandwidth)	Frequency [MHz]	Channel	Mode	Detector	RU Size	RU Index	Data Rate [Mbps]	Conducted Powers [dBm]			Ant. Gain [dBi]	Max e.i.r.p. [dBm]	Max e.i.r.p. Limit [dBm]	e.i.r.p. Margin [dB]
								Antenna WF7a	Antenna WF2a	Summed				
								5965	3	SDM				
		SDM	AVG	26	8	25/29.4 (MCS11)	-4.84	-4.78	-1.80	1.10	-0.70	24.00	-24.70	
		SDM	AVG	26	17	25/29.4 (MCS11)	-4.82	-4.88	-1.84	1.10	-0.74	24.00	-24.74	
	6165	43	SDM	AVG	26	0	25/29.4 (MCS11)	-3.81	-3.94	-0.86	1.10	0.24	24.00	-23.76
			SDM	AVG	26	8	25/29.4 (MCS11)	-3.77	-3.98	-0.86	1.10	0.24	24.00	-23.76
			SDM	AVG	26	17	25/29.4 (MCS11)	-3.78	-3.80	-0.78	1.10	0.32	24.00	-23.68
	6405	91	SDM	AVG	26	0	25/29.4 (MCS11)	-3.74	-3.57	-0.65	1.10	0.45	24.00	-23.55
			SDM	AVG	26	8	25/29.4 (MCS11)	-3.98	-3.54	-0.74	1.10	0.36	24.00	-23.64
			SDM	AVG	26	17	25/29.4 (MCS11)	-3.55	-3.62	-0.58	1.10	0.52	24.00	-23.48
	6445	99	SDM	AVG	26	0	25/29.4 (MCS11)	-4.61	-4.50	-1.55	0.74	-0.81	24.00	-24.81
			SDM	AVG	26	8	25/29.4 (MCS11)	-4.57	-4.62	-1.59	0.74	-0.85	24.00	-24.85
			SDM	AVG	26	17	25/29.4 (MCS11)	-4.68	-4.71	-1.69	0.74	-0.95	24.00	-24.95
	6485	107	SDM	AVG	26	0	25/29.4 (MCS11)	-4.51	-4.50	-1.50	0.74	-0.76	24.00	-24.76
			SDM	AVG	26	8	25/29.4 (MCS11)	-4.63	-4.74	-1.67	0.74	-0.93	24.00	-24.93
			SDM	AVG	26	17	25/29.4 (MCS11)	-4.63	-4.55	-1.58	0.74	-0.84	24.00	-24.84
	6525	115	SDM	AVG	26	0	25/29.4 (MCS11)	-5.25	-5.27	-2.25	0.74	-1.51	24.00	-25.51
			SDM	AVG	26	8	25/29.4 (MCS11)	-5.31	-5.34	-2.32	0.74	-1.58	24.00	-25.58
			SDM	AVG	26	17	25/29.4 (MCS11)	-5.43	-5.41	-2.41	0.74	-1.67	24.00	-25.67
	6565	123	SDM	AVG	26	0	25/29.4 (MCS11)	-5.37	-5.31	-2.33	1.40	-0.93	24.00	-24.93
			SDM	AVG	26	8	25/29.4 (MCS11)	-5.41	-5.28	-2.34	1.40	-0.94	24.00	-24.94
			SDM	AVG	26	17	25/29.4 (MCS11)	-5.27	-5.25	-2.25	1.40	-0.85	24.00	-24.85
	6725	155	SDM	AVG	26	0	25/29.4 (MCS11)	-5.31	-5.44	-2.36	1.40	-0.96	24.00	-24.96
			SDM	AVG	26	8	25/29.4 (MCS11)	-5.32	-5.28	-2.29	1.40	-0.89	24.00	-24.89
			SDM	AVG	26	17	25/29.4 (MCS11)	-5.25	-5.36	-2.29	1.40	-0.89	24.00	-24.89
	6845	179	SDM	AVG	26	0	25/29.4 (MCS11)	-5.45	-5.40	-2.42	1.40	-1.02	24.00	-25.02
			SDM	AVG	26	8	25/29.4 (MCS11)	-5.36	-5.36	-2.35	1.40	-0.95	24.00	-24.95
			SDM	AVG	26	17	25/29.4 (MCS11)	-5.25	-5.37	-2.30	1.40	-0.90	24.00	-24.90
	6885	187	SDM	AVG	26	0	25/29.4 (MCS11)	-5.46	-5.44	-2.44	0.42	-2.02	24.00	-26.02
			SDM	AVG	26	8	25/29.4 (MCS11)	-5.26	-5.36	-2.30	0.42	-1.88	24.00	-25.88
			SDM	AVG	26	17	25/29.4 (MCS11)	-5.48	-5.40	-2.43	0.42	-2.01	24.00	-26.01
	7005	211	SDM	AVG	26	0	25/29.4 (MCS11)	-4.15	-4.10	-1.12	0.42	-0.70	24.00	-24.70
			SDM	AVG	26	8	25/29.4 (MCS11)	-4.22	-4.23	-1.21	0.42	-0.79	24.00	-24.79
			SDM	AVG	26	17	25/29.4 (MCS11)	-4.07	-4.18	-1.11	0.42	-0.69	24.00	-24.69
	7085	227	SDM	AVG	26	0	25/29.4 (MCS11)	-4.11	-4.02	-1.06	0.42	-0.64	24.00	-24.64
			SDM	AVG	26	8	25/29.4 (MCS11)	-4.17	-4.09	-1.12	0.42	-0.70	24.00	-24.70
			SDM	AVG	26	17	25/29.4 (MCS11)	-4.20	-4.01	-1.09	0.42	-0.67	24.00	-24.67

Table 7-108. SDM Primary 40MHz BW 802.11ax LPI Maximum Conducted Output Power and Max EIRP (RU26)

5GHz (80MHz Bandwidth)	Frequency [MHz]	Channel	Mode	Detector	RU Size	RU Index	Data Rate [Mbps]	Conducted Powers [dBm]			Ant. Gain [dBi]	Max e.i.r.p. [dBm]	Max e.i.r.p. Limit [dBm]	e.i.r.p. Margin [dB]
								Antenna WF7a	Antenna WF2a	Summed				
								5985	7	SDM				
		SDM	AVG	26	18	25/29.4 (MCS11)	-4.75	-4.83	-1.78	1.10	-0.68	24.00	-24.68	
		SDM	AVG	26	36	25/29.4 (MCS11)	-4.81	-4.93	-1.86	1.10	-0.76	24.00	-24.76	
	6145	39	SDM	AVG	26	0	25/29.4 (MCS11)	-3.83	-3.82	-0.81	1.10	0.29	24.00	-23.71
			SDM	AVG	26	18	25/29.4 (MCS11)	-3.99	-3.76	-0.86	1.10	0.24	24.00	-23.76
			SDM	AVG	26	36	25/29.4 (MCS11)	-3.78	-3.91	-0.84	1.10	0.26	24.00	-23.74
	6385	87	SDM	AVG	26	0	25/29.4 (MCS11)	-3.66	-3.72	-0.68	1.10	0.42	24.00	-23.58
			SDM	AVG	26	18	25/29.4 (MCS11)	-3.61	-3.74	-0.66	1.10	0.44	24.00	-23.56
			SDM	AVG	26	36	25/29.4 (MCS11)	-3.50	-3.67	-0.58	1.10	0.52	24.00	-23.48
	6465	103	SDM	AVG	26	0	25/29.4 (MCS11)	-4.56	-4.51	-1.52	0.74	-0.78	24.00	-24.78
			SDM	AVG	26	18	25/29.4 (MCS11)	-4.74	-4.68	-1.70	0.74	-0.96	24.00	-24.96
			SDM	AVG	26	36	25/29.4 (MCS11)	-4.76	-4.55	-1.64	0.74	-0.90	24.00	-24.90
	6545	119	SDM	AVG	26	0	25/29.4 (MCS11)	-5.30	-5.27	-2.27	1.40	-0.87	24.00	-24.87
			SDM	AVG	26	18	25/29.4 (MCS11)	-5.45	-5.32	-2.38	1.40	-0.98	24.00	-24.98
			SDM	AVG	26	36	25/29.4 (MCS11)	-5.44	-5.33	-2.37	1.40	-0.97	24.00	-24.97
	6705	151	SDM	AVG	26	0	25/29.4 (MCS11)	-5.26	-5.27	-2.25	1.40	-0.85	24.00	-24.85
			SDM	AVG	26	18	25/29.4 (MCS11)	-5.40	-5.30	-2.34	1.40	-0.94	24.00	-24.94
			SDM	AVG	26	36	25/29.4 (MCS11)	-5.34	-5.38	-2.35	1.40	-0.95	24.00	-24.95
	6865	183	SDM	AVG	26	0	25/29.4 (MCS11)	-5.47	-5.38	-2.41	1.40	-1.01	24.00	-25.01
			SDM	AVG	26	18	25/29.4 (MCS11)	-5.25	-5.36	-2.29	1.40	-0.89	24.00	-24.89
			SDM	AVG	26	36	25/29.4 (MCS11)	-5.63	-5.51	-2.56	1.40	-1.16	24.00	-25.16
	6945	199	SDM	AVG	26	0	25/29.4 (MCS11)	-4.03	-4.18	-1.09	0.42	-0.67	24.00	-24.67
			SDM	AVG	26	18	25/29.4 (MCS11)	-4.44	-4.20	-1.31	0.42	-0.89	24.00	-24.89
			SDM	AVG	26	36	25/29.4 (MCS11)	-4.01	-4.24	-1.12	0.42	-0.70	24.00	-24.70
	7025	215	SDM	AVG	26	0	25/29.4 (MCS11)	-4.34	-4.05	-1.19	0.42	-0.77	24.00	-24.77
			SDM	AVG	26	18	25/29.4 (MCS11)	-4.04	-4.08	-1.05	0.42	-0.63	24.00	-24.63
			SDM	AVG	26	36	25/29.4 (MCS11)	-4.01	-4.40	-1.19	0.42	-0.77	24.00	-24.77

Table 7-109. SDM Primary 80MHz BW 802.11ax LPI Maximum Conducted Output Power and Max EIRP (RU26)

FCC ID: BCGA2898 IC: 579C-A2898		MEASUREMENT REPORT (CERTIFICATION)	Approved by: Technical Manager
Test Report S/N: 1C2311270065-14-R2.BCG	Test Dates: 12/1/2023 - 04/04/2024	EUT Type: Tablet Device	Page 102 of 617



5GHz (160MHz Bandwidth)	Frequency [MHz]	Channel	Mode	Detector	RU Size	RU Index	Data Rate [Mbps]	Conducted Powers [dBm]			Ant. Gain [dBi]	Max e.i.r.p. [dBm]	Max e.i.r.p. Limit [dBm]	e.i.r.p. Margin [dB]
								Antenna WF7a	Antenna WF2a	Summed				
								6025	15	SDM				
		SDM	AVG	26	18	25/29.4 (MCS11)	-4.82	-4.90	-1.85	1.10	-0.75	24.00	-24.75	
		SDM	AVG	26	36	25/29.4 (MCS11)	-4.96	-4.79	-1.86	1.10	-0.76	24.00	-24.76	
		SDM	AVG	26	0	25/29.4 (MCS11)	-4.00	-3.79	-0.88	1.10	0.22	24.00	-23.78	
6185	47	SDM	AVG	26	18	25/29.4 (MCS11)	-3.81	-3.94	-0.87	1.10	0.23	24.00	-23.77	
		SDM	AVG	26	36	25/29.4 (MCS11)	-3.85	-3.79	-0.81	1.10	0.29	24.00	-23.71	
6345	79	SDM	AVG	26	0	25/29.4 (MCS11)	-3.51	-3.57	-0.53	1.10	0.57	24.00	-23.43	
		SDM	AVG	26	18	25/29.4 (MCS11)	-3.59	-3.88	-0.72	1.10	0.38	24.00	-23.62	
		SDM	AVG	26	36	25/29.4 (MCS11)	-3.89	-3.53	-0.70	1.10	0.40	24.00	-23.60	
6505	111	SDM	AVG	26	0	25/29.4 (MCS11)	-5.36	-5.26	-2.30	0.74	-1.56	24.00	-25.56	
		SDM	AVG	26	18	25/29.4 (MCS11)	-5.33	-5.31	-2.31	0.74	-1.57	24.00	-25.57	
		SDM	AVG	26	36	25/29.4 (MCS11)	-5.38	-5.32	-2.34	0.74	-1.60	24.00	-25.60	
6665	143	SDM	AVG	26	0	25/29.4 (MCS11)	-5.25	-5.49	-2.36	1.40	-0.96	24.00	-24.96	
		SDM	AVG	26	18	25/29.4 (MCS11)	-5.42	-5.26	-2.33	1.40	-0.93	24.00	-24.93	
		SDM	AVG	26	36	25/29.4 (MCS11)	-5.40	-5.51	-2.44	1.40	-1.04	24.00	-25.04	
6825	175	SDM	AVG	26	0	25/29.4 (MCS11)	-5.28	-5.26	-2.26	1.40	-0.86	24.00	-24.86	
		SDM	AVG	26	18	25/29.4 (MCS11)	-5.31	-5.27	-2.28	1.40	-0.88	24.00	-24.88	
		SDM	AVG	26	36	25/29.4 (MCS11)	-5.55	-5.37	-2.45	1.40	-1.05	24.00	-25.05	
6985	207	SDM	AVG	26	0	25/29.4 (MCS11)	-4.07	-4.10	-1.08	0.42	-0.66	24.00	-24.66	
		SDM	AVG	26	18	25/29.4 (MCS11)	-4.03	-4.10	-1.05	0.42	-0.63	24.00	-24.63	
		SDM	AVG	26	36	25/29.4 (MCS11)	-4.22	-4.06	-1.13	0.42	-0.71	24.00	-24.71	

Table 7-110. SDM Primary 160MHz BW 802.11ax LPI Maximum Conducted Output Power and Max EIRP (RU26)

FCC ID: BCGA2898 IC: 579C-A2898		MEASUREMENT REPORT (CERTIFICATION)	Approved by: Technical Manager
Test Report S/N: 1C2311270065-14-R2.BCG	Test Dates: 12/1/2023 - 04/04/2024	EUT Type: Tablet Device	Page 103 of 617

5GHz (20MHz Bandwidth)	Frequency [MHz]	Channel	Mode	Detector	RU Size	RU Index	Data Rate [Mbps]	Conducted Powers [dBm]			Ant. Gain [dBi]	Max e.i.r.p. [dBm]	Max e.i.r.p. Limit [dBm]	e.i.r.p. Margin [dB]
								Antenna WF7a	Antenna WF2a	Summed				
								5955	1	SDM				
		SDM	AVG	106	54	106.3/125 (MCS11)	0.26	0.21	3.25	1.10	4.35	24.00	-19.65	
	6175	45	SDM	AVG	106	53	106.3/125 (MCS11)	2.04	2.13	5.10	1.10	6.20	24.00	-17.80
		SDM	AVG	106	54	106.3/125 (MCS11)	2.04	2.23	5.15	1.10	6.25	24.00	-17.75	
	6415	93	SDM	AVG	106	53	106.3/125 (MCS11)	2.26	2.41	5.35	1.10	6.45	24.00	-17.55
		SDM	AVG	106	54	106.3/125 (MCS11)	2.26	2.41	5.35	1.10	6.45	24.00	-17.55	
	6435	97	SDM	AVG	106	53	106.3/125 (MCS11)	1.23	0.36	3.83	0.74	4.57	24.00	-19.43
		SDM	AVG	106	54	106.3/125 (MCS11)	1.41	1.32	4.38	0.74	5.12	24.00	-18.88	
	6475	105	SDM	AVG	106	53	106.3/125 (MCS11)	1.36	0.85	4.12	0.74	4.86	24.00	-19.14
		SDM	AVG	106	54	106.3/125 (MCS11)	1.31	1.26	4.29	0.74	5.03	24.00	-18.97	
	6515	113	SDM	AVG	106	53	106.3/125 (MCS11)	1.36	0.89	4.14	0.74	4.88	24.00	-19.12
		SDM	AVG	106	54	106.3/125 (MCS11)	1.31	0.72	4.04	0.74	4.78	24.00	-19.22	
	6535	117	SDM	AVG	106	53	106.3/125 (MCS11)	0.60	0.67	3.65	1.40	5.05	24.00	-18.95
		SDM	AVG	106	54	106.3/125 (MCS11)	0.63	0.60	3.62	1.40	5.02	24.00	-18.98	
	6695	149	SDM	AVG	106	53	106.3/125 (MCS11)	0.73	0.47	3.61	1.40	5.01	24.00	-18.99
		SDM	AVG	106	54	106.3/125 (MCS11)	0.65	0.37	3.52	1.40	4.92	24.00	-19.08	
	6875	185	SDM	AVG	106	53	106.3/125 (MCS11)	0.43	-0.10	3.18	1.40	4.58	24.00	-19.42
		SDM	AVG	106	54	106.3/125 (MCS11)	0.38	-0.29	3.07	1.40	4.47	24.00	-19.53	
	6895	189	SDM	AVG	106	53	106.3/125 (MCS11)	1.84	1.75	4.81	0.42	5.23	24.00	-18.77
		SDM	AVG	106	54	106.3/125 (MCS11)	1.84	1.76	4.81	0.42	5.23	24.00	-18.77	
	6995	209	SDM	AVG	106	53	106.3/125 (MCS11)	1.66	1.85	4.77	0.42	5.19	24.00	-18.81
		SDM	AVG	106	54	106.3/125 (MCS11)	1.85	1.84	4.86	0.42	5.28	24.00	-18.72	
	7095	229	SDM	AVG	106	53	106.3/125 (MCS11)	1.85	1.79	4.83	0.42	5.25	24.00	-18.75
		SDM	AVG	106	54	106.3/125 (MCS11)	1.97	1.94	4.97	0.42	5.39	24.00	-18.61	

Table 7-111. SDM Primary 20MHz BW 802.11ax LPI Maximum Conducted Output Power and Max EIRP (Highest Power Among Partially Loaded RU's)

5GHz (40MHz Bandwidth)	Frequency [MHz]	Channel	Mode	Detector	RU Size	RU Index	Data Rate [Mbps]	Conducted Powers [dBm]			Ant. Gain [dBi]	Max e.i.r.p. [dBm]	Max e.i.r.p. Limit [dBm]	e.i.r.p. Margin [dB]
								Antenna WF7a	Antenna WF2a	Summed				
								5965	3	SDM				
		SDM	AVG	242	62	243.8/286.8 (MCS11)	4.24	4.25	7.26	1.10	8.36	24.00	-15.64	
	6165	43	SDM	AVG	242	61	243.8/286.8 (MCS11)	5.12	5.19	8.16	1.10	9.26	24.00	-14.74
		SDM	AVG	242	62	243.8/286.8 (MCS11)	5.04	5.11	8.09	1.10	9.19	24.00	-14.81	
	6405	91	SDM	AVG	242	61	243.8/286.8 (MCS11)	5.48	5.42	8.46	1.10	9.56	24.00	-14.44
		SDM	AVG	242	62	243.8/286.8 (MCS11)	5.41	5.36	8.40	1.10	9.50	24.00	-14.50	
	6445	99	SDM	AVG	242	61	243.8/286.8 (MCS11)	4.50	4.31	7.42	0.74	8.16	24.00	-15.84
		SDM	AVG	242	62	243.8/286.8 (MCS11)	4.42	4.33	7.39	0.74	8.13	24.00	-15.87	
	6485	107	SDM	AVG	242	61	243.8/286.8 (MCS11)	4.50	4.38	7.45	0.74	8.19	24.00	-15.81
		SDM	AVG	242	62	243.8/286.8 (MCS11)	4.27	4.31	7.30	0.74	8.04	24.00	-15.96	
	6525	115	SDM	AVG	242	61	243.8/286.8 (MCS11)	3.66	3.70	6.69	0.74	7.43	24.00	-16.57
		SDM	AVG	242	62	243.8/286.8 (MCS11)	3.72	3.68	6.71	0.74	7.45	24.00	-16.55	
	6565	123	SDM	AVG	242	61	243.8/286.8 (MCS11)	3.63	3.62	6.64	1.40	8.04	24.00	-15.96
		SDM	AVG	242	62	243.8/286.8 (MCS11)	3.50	3.68	6.60	1.40	8.00	24.00	-16.00	
	6725	155	SDM	AVG	242	61	243.8/286.8 (MCS11)	3.53	3.56	6.55	1.40	7.95	24.00	-16.05
		SDM	AVG	242	62	243.8/286.8 (MCS11)	3.75	3.71	6.74	1.40	8.14	24.00	-15.86	
	6845	179	SDM	AVG	242	61	243.8/286.8 (MCS11)	3.63	3.68	6.66	1.40	8.06	24.00	-15.94
		SDM	AVG	242	62	243.8/286.8 (MCS11)	3.72	3.57	6.65	1.40	8.05	24.00	-15.95	
	6885	187	SDM	AVG	242	61	243.8/286.8 (MCS11)	3.71	3.74	6.74	0.42	7.16	24.00	-16.84
		SDM	AVG	242	62	243.8/286.8 (MCS11)	3.52	3.71	6.63	0.42	7.05	24.00	-16.95	
	7005	211	SDM	AVG	242	61	243.8/286.8 (MCS11)	4.90	4.88	7.90	0.42	8.32	24.00	-15.68
		SDM	AVG	242	62	243.8/286.8 (MCS11)	4.79	4.96	7.88	0.42	8.30	24.00	-15.70	
	7085	227	SDM	AVG	242	61	243.8/286.8 (MCS11)	4.92	4.84	7.89	0.42	8.31	24.00	-15.69
		SDM	AVG	242	62	243.8/286.8 (MCS11)	4.88	4.88	7.89	0.42	8.31	24.00	-15.69	

Table 7-112. SDM Primary 40MHz BW 802.11ax LPI Maximum Conducted Output Power and Max EIRP (Highest Power Among Partially Loaded RU's)

FCC ID: BCGA2898 IC: 579C-A2898		MEASUREMENT REPORT (CERTIFICATION)	Approved by: Technical Manager
Test Report S/N: 1C2311270065-14-R2.BCG	Test Dates: 12/1/2023 - 04/04/2024	EUT Type: Tablet Device	Page 104 of 617

5GHz (80MHz Bandwidth)	Frequency [MHz]	Channel	Mode	Detector	RU Size	RU Index	Data Rate [Mbps]	Conducted Powers [dBm]			Ant. Gain [dBi]	Max e.i.r.p. [dBm]	Max e.i.r.p. Limit [dBm]	e.i.r.p. Margin [dB]
								Antenna WF7a	Antenna WF2a	Summed				
								5985	7	SDM				
		SDM	AVG	484	66	487.5/573.5 (MCS11)	7.23	7.25	10.25	1.10	11.35	24.00	-12.65	
	6145	39	SDM	AVG	484	65	487.5/573.5 (MCS11)	8.23	8.07	11.16	1.10	12.26	24.00	-11.74
		SDM	AVG	484	66	487.5/573.5 (MCS11)	7.84	8.10	10.98	1.10	12.08	24.00	-11.92	
	6385	87	SDM	AVG	484	65	487.5/573.5 (MCS11)	8.40	8.42	11.42	1.10	12.52	24.00	-11.48
		SDM	AVG	484	66	487.5/573.5 (MCS11)	8.47	8.33	11.41	1.10	12.51	24.00	-11.49	
	6465	103	SDM	AVG	484	65	487.5/573.5 (MCS11)	7.42	7.36	10.40	0.74	11.14	24.00	-12.86
		SDM	AVG	484	66	487.5/573.5 (MCS11)	7.44	7.48	10.47	0.74	11.21	24.00	-12.79	
	6545	119	SDM	AVG	484	65	487.5/573.5 (MCS11)	6.70	6.61	9.66	1.40	11.06	24.00	-12.94
		SDM	AVG	484	66	487.5/573.5 (MCS11)	6.68	6.63	9.67	1.40	11.07	24.00	-12.93	
	6705	151	SDM	AVG	484	65	487.5/573.5 (MCS11)	6.61	6.59	9.61	1.40	11.01	24.00	-12.99
		SDM	AVG	484	66	487.5/573.5 (MCS11)	6.73	6.61	9.68	1.40	11.08	24.00	-12.92	
	6865	183	SDM	AVG	484	65	487.5/573.5 (MCS11)	6.73	6.75	9.75	1.40	11.15	24.00	-12.85
		SDM	AVG	484	66	487.5/573.5 (MCS11)	6.70	6.67	9.70	1.40	11.10	24.00	-12.90	
	6945	199	SDM	AVG	484	65	487.5/573.5 (MCS11)	7.83	7.84	10.85	0.42	11.27	24.00	-12.73
		SDM	AVG	484	66	487.5/573.5 (MCS11)	7.91	7.85	10.89	0.42	11.31	24.00	-12.69	
	7025	215	SDM	AVG	484	65	487.5/573.5 (MCS11)	7.93	7.78	10.86	0.42	11.28	24.00	-12.72
		SDM	AVG	484	66	487.5/573.5 (MCS11)	7.92	7.97	10.96	0.42	11.38	24.00	-12.62	

Table 7-113. SDM Primary 80MHz BW 802.11ax LPI Maximum Conducted Output Power and Max EIRP (Highest Power Among Partially Loaded RU's)

5GHz (160MHz Bandwidth)	Frequency [MHz]	Channel	Mode	Detector	RU Size	RU Index	Data Rate [Mbps]	Conducted Powers [dBm]			Ant. Gain [dBi]	Max e.i.r.p. [dBm]	Max e.i.r.p. Limit [dBm]	e.i.r.p. Margin [dB]
								Antenna WF7a	Antenna WF2a	Summed				
								6025	15 (L)	SDM				
	15 (U)	SDM	AVG	996	67	1020.8/1201 (MCS11)	10.19	10.24	13.23	1.10	14.33	24.00	-9.67	
	6185	47 (L)	SDM	AVG	996	67	1020.8/1201 (MCS11)	11.23	11.17	14.21	1.10	15.31	24.00	-8.69
	6185	47 (U)	SDM	AVG	996	67	1020.8/1201 (MCS11)	11.20	11.24	14.23	1.10	15.33	24.00	-8.67
	6345	79 (L)	SDM	AVG	996	67	1020.8/1201 (MCS11)	11.47	11.32	14.41	1.10	15.51	24.00	-8.49
	6345	79 (U)	SDM	AVG	996	67	1020.8/1201 (MCS11)	11.32	11.41	14.38	1.10	15.48	25.00	-9.52
	6505	111 (L)	SDM	AVG	996	67	1020.8/1201 (MCS11)	9.59	9.71	12.66	0.74	13.40	26.00	-12.60
	6505	111 (U)	SDM	AVG	996	67	1020.8/1201 (MCS11)	9.74	9.68	12.72	0.74	13.46	27.00	-13.54
	6665	143 (L)	SDM	AVG	996	67	1020.8/1201 (MCS11)	9.65	9.68	12.68	1.40	14.08	28.00	-13.92
	6665	143 (U)	SDM	AVG	996	67	1020.8/1201 (MCS11)	9.62	9.60	12.62	1.40	14.02	29.00	-14.98
	6825	175 (L)	SDM	AVG	996	67	1020.8/1201 (MCS11)	9.72	9.70	12.72	1.40	14.12	30.00	-15.88
	6825	175 (U)	SDM	AVG	996	67	1020.8/1201 (MCS11)	9.57	9.63	12.61	1.40	14.01	31.00	-16.99
	6985	207 (L)	SDM	AVG	996	67	1020.8/1201 (MCS11)	10.86	10.98	13.93	0.42	14.35	24.00	-9.65
	6985	207 (U)	SDM	AVG	996	67	1020.8/1201 (MCS11)	10.97	11.00	14.00	0.42	14.42	24.00	-9.58

Table 7-114. SDM Primary 160MHz BW 802.11ax LPI Maximum Conducted Output Power and Max EIRP (Highest Power Among Partially Loaded RU's)

FCC ID: BCGA2898 IC: 579C-A2898		MEASUREMENT REPORT (CERTIFICATION)	Approved by: Technical Manager
Test Report S/N: 1C2311270065-14-R2.BCG	Test Dates: 12/1/2023 - 04/04/2024	EUT Type: Tablet Device	Page 105 of 617

5GHz (20MHz Bandwidth)	Frequency [MHz]	Channel	Mode	Detector	RU Size	RU Index	Data Rate [Mbps]	Conducted Powers [dBm]			Ant. Gain [dBi]	Max e.i.r.p. [dBm]	Max e.i.r.p. Limit [dBm]	e.i.r.p. Margin [dB]
								Antenna WF7a	Antenna WF2a	Summed				
								5955	1	SDM				
6175	45	SDM	AVG	242	61	243.8/286.8 (MCS11)	5.16	5.25	8.22	1.10	9.32	24.00	-14.68	
6415	93	SDM	AVG	242	61	243.8/286.8 (MCS11)	5.43	5.33	8.39	1.10	9.49	24.00	-14.51	
6435	97	SDM	AVG	242	61	243.8/286.8 (MCS11)	4.38	4.38	7.39	0.74	8.13	24.00	-15.87	
6475	105	SDM	AVG	242	61	243.8/286.8 (MCS11)	4.32	4.30	7.32	0.74	8.06	24.00	-15.94	
6515	113	SDM	AVG	242	61	243.8/286.8 (MCS11)	4.25	4.31	7.29	0.74	8.03	24.00	-15.97	
6535	117	SDM	AVG	242	61	243.8/286.8 (MCS11)	3.69	3.63	6.67	1.40	8.07	24.00	-15.93	
6695	149	SDM	AVG	242	61	243.8/286.8 (MCS11)	3.65	3.55	6.61	1.40	8.01	24.00	-15.99	
6875	185	SDM	AVG	242	61	243.8/286.8 (MCS11)	3.73	3.55	6.65	1.40	8.05	24.00	-15.95	
6895	189	SDM	AVG	242	61	243.8/286.8 (MCS11)	4.87	4.96	7.93	0.42	8.35	24.00	-15.65	
6995	209	SDM	AVG	242	61	243.8/286.8 (MCS11)	4.97	4.96	7.97	0.42	8.39	24.00	-15.61	
7115	233	SDM	AVG	242	61	243.8/286.8 (MCS11)	4.89	4.89	7.90	0.42	8.32	24.00	-15.68	

Table 7-115. SDM Primary 20MHz BW 802.11ax LPI Maximum Conducted Output Power and Max EIRP (Fully-loaded RU)

5GHz (40MHz Bandwidth)	Frequency [MHz]	Channel	Mode	Detector	RU Size	RU Index	Data Rate [Mbps]	Conducted Powers [dBm]			Ant. Gain [dBi]	Max e.i.r.p. [dBm]	Max e.i.r.p. Limit [dBm]	e.i.r.p. Margin [dB]
								Antenna WF7a	Antenna WF2a	Summed				
								5965	3	SDM				
6165	43	SDM	AVG	484	65	487.5/573.5 (MCS11)	8.04	8.11	11.08	1.10	12.18	24.00	-11.82	
6405	91	SDM	AVG	484	65	487.5/573.5 (MCS11)	8.40	8.44	11.43	1.10	12.53	24.00	-11.47	
6445	99	SDM	AVG	484	65	487.5/573.5 (MCS11)	7.34	7.44	10.40	0.74	11.14	24.00	-12.86	
6485	107	SDM	AVG	484	65	487.5/573.5 (MCS11)	7.41	7.36	10.40	0.74	11.14	24.00	-12.86	
6525	115	SDM	AVG	484	65	487.5/573.5 (MCS11)	6.67	6.60	9.64	0.74	10.38	24.00	-13.62	
6565	123	SDM	AVG	484	65	487.5/573.5 (MCS11)	6.65	6.70	9.68	1.40	11.08	24.00	-12.92	
6725	155	SDM	AVG	484	65	487.5/573.5 (MCS11)	6.60	6.55	9.58	1.40	10.98	24.00	-13.02	
6845	179	SDM	AVG	484	65	487.5/573.5 (MCS11)	6.71	6.73	9.73	1.40	11.13	24.00	-12.87	
6885	187	SDM	AVG	484	65	487.5/573.5 (MCS11)	6.72	6.66	9.70	0.42	10.12	24.00	-13.88	
7005	211	SDM	AVG	484	65	487.5/573.5 (MCS11)	7.83	8.00	10.93	0.42	11.35	24.00	-12.65	
7085	227	SDM	AVG	484	65	487.5/573.5 (MCS11)	7.91	7.85	10.89	0.42	11.31	24.00	-12.69	

Table 7-116. SDM Primary 40MHz BW 802.11ax LPI Maximum Conducted Output Power and Max EIRP (Fully-loaded RU)

5GHz (80MHz Bandwidth)	Frequency [MHz]	Channel	Mode	Detector	RU Size	RU Index	Data Rate [Mbps]	Conducted Powers [dBm]			Ant. Gain [dBi]	Max e.i.r.p. [dBm]	Max e.i.r.p. Limit [dBm]	e.i.r.p. Margin [dB]
								Antenna WF7a	Antenna WF2a	Summed				
								5985	7	SDM				
6145	39	SDM	AVG	996	67	1020.8/1201 (MCS11)	11.22	11.04	14.14	1.10	15.24	24.00	-8.76	
6385	87	SDM	AVG	996	67	1020.8/1201 (MCS11)	11.48	11.32	14.41	1.10	15.51	24.00	-8.49	
6465	103	SDM	AVG	996	67	1020.8/1201 (MCS11)	10.29	10.48	13.40	0.74	14.14	24.00	-9.86	
6545	119	SDM	AVG	996	67	1020.8/1201 (MCS11)	9.69	9.64	12.67	1.40	14.07	24.00	-9.93	
6705	151	SDM	AVG	996	67	1020.8/1201 (MCS11)	9.66	9.62	12.65	1.40	14.05	24.00	-9.95	
6865	183	SDM	AVG	996	67	1020.8/1201 (MCS11)	9.73	9.63	12.69	1.40	14.09	24.00	-9.91	
6945	199	SDM	AVG	996	67	1020.8/1201 (MCS11)	10.92	10.94	13.94	0.42	14.36	24.00	-9.64	
7025	215	SDM	AVG	996	67	1020.8/1201 (MCS11)	10.99	10.87	13.94	0.42	14.36	24.00	-9.64	

Table 7-117. SDM Primary 80MHz BW 802.11ax LPI Maximum Conducted Output Power and Max EIRP (Fully-loaded RU)

5GHz (160MHz Bandwidth)	Frequency [MHz]	Channel	Mode	Detector	RU Size	RU Index	Data Rate [Mbps]	Conducted Powers [dBm]			Ant. Gain [dBi]	Max e.i.r.p. [dBm]	Max e.i.r.p. Limit [dBm]	e.i.r.p. Margin [dB]
								Antenna WF7a	Antenna WF2a	Summed				
								6025	15	SDM				
6185	47	SDM	AVG	996x2	68	2041.6/2402 (MCS11)	13.67	13.70	16.70	1.10	17.80	24.00	-6.20	
6345	79	SDM	AVG	996x2	68	2041.6/2402 (MCS11)	13.92	13.97	16.95	1.10	18.05	24.00	-5.95	
6505	111	SDM	AVG	996x2	68	2041.6/2402 (MCS11)	12.17	12.02	15.10	0.74	15.84	24.00	-8.16	
6665	143	SDM	AVG	996x2	68	2041.6/2402 (MCS11)	12.21	12.09	15.16	1.40	16.56	24.00	-7.44	
6825	175	SDM	AVG	996x2	68	2041.6/2402 (MCS11)	12.17	12.12	15.16	1.40	16.56	24.00	-7.44	
6985	207	SDM	AVG	996x2	68	2041.6/2402 (MCS11)	13.46	13.36	16.42	0.42	16.84	24.00	-7.16	

Table 7-118. SDM Primary 160MHz BW 802.11ax LPI Maximum Conducted Output Power and Max EIRP (Fully-loaded RU)

FCC ID: BCGA2898 IC: 579C-A2898		MEASUREMENT REPORT (CERTIFICATION)	Approved by: Technical Manager
Test Report S/N: 1C2311270065-14-R2.BCG	Test Dates: 12/1/2023 - 04/04/2024	EUT Type: Tablet Device	Page 106 of 617

### 7.3.10 SDM Diversity LPI Conducted Output Power Measurements

5GHz (20MHz Bandwidth)	Frequency [MHz]	Channel	Mode	Detector	RU Size	RU Index	Data Rate [Mbps]	Conducted Powers [dBm]			Ant. Gain [dBi]	Max e.i.r.p. [dBm]	Max e.i.r.p. Limit [dBm]	e.i.r.p. Margin [dB]
								Antenna WF2a	Antenna WF7b	Summed				
5955	1	SDM	AVG	26	0	25/29.4 (MCS11)	-4.77	-4.82	-1.78	0.90	-0.88	24.00	-24.88	
		SDM	AVG	26	4	25/29.4 (MCS11)	-4.98	-4.95	-1.95	0.90	-1.05	24.00	-25.05	
		SDM	AVG	26	8	25/29.4 (MCS11)	-4.90	-4.89	-1.89	0.90	-0.99	24.00	-24.99	
6175	45	SDM	AVG	26	0	25/29.4 (MCS11)	-3.75	-3.84	-0.78	0.90	0.12	24.00	-23.88	
		SDM	AVG	26	4	25/29.4 (MCS11)	-3.77	-3.76	-0.76	0.90	0.14	24.00	-23.86	
		SDM	AVG	26	8	25/29.4 (MCS11)	-3.92	-3.96	-0.93	0.90	-0.03	24.00	-24.03	
6415	93	SDM	AVG	26	0	25/29.4 (MCS11)	-3.67	-3.82	-0.74	0.90	0.16	24.00	-23.84	
		SDM	AVG	26	4	25/29.4 (MCS11)	-3.55	-3.57	-0.55	0.90	0.35	24.00	-23.65	
		SDM	AVG	26	8	25/29.4 (MCS11)	-3.68	-3.95	-0.80	0.90	0.10	24.00	-23.90	
6435	97	SDM	AVG	26	0	25/29.4 (MCS11)	-4.61	-4.73	-1.66	-0.97	-2.63	24.00	-26.63	
		SDM	AVG	26	4	25/29.4 (MCS11)	-4.66	-4.78	-1.71	-0.97	-2.68	24.00	-26.68	
		SDM	AVG	26	8	25/29.4 (MCS11)	-4.57	-4.50	-1.52	-0.97	-2.49	24.00	-26.49	
6475	105	SDM	AVG	26	0	25/29.4 (MCS11)	-4.59	-4.62	-1.59	-0.97	-2.56	24.00	-26.56	
		SDM	AVG	26	4	25/29.4 (MCS11)	-4.53	-4.64	-1.58	-0.97	-2.55	24.00	-26.55	
		SDM	AVG	26	8	25/29.4 (MCS11)	-4.52	-4.54	-1.52	-0.97	-2.49	24.00	-26.49	
6515	113	SDM	AVG	26	0	25/29.4 (MCS11)	-4.65	-4.61	-1.62	-0.97	-2.59	24.00	-26.59	
		SDM	AVG	26	4	25/29.4 (MCS11)	-4.72	-4.56	-1.63	-0.97	-2.60	24.00	-26.60	
		SDM	AVG	26	8	25/29.4 (MCS11)	-4.51	-4.50	-1.49	-0.97	-2.46	24.00	-26.46	
6535	117	SDM	AVG	26	0	25/29.4 (MCS11)	-5.31	-5.25	-2.27	1.69	-0.58	24.00	-24.58	
		SDM	AVG	26	4	25/29.4 (MCS11)	-5.29	-5.36	-2.32	1.69	-0.63	24.00	-24.63	
		SDM	AVG	26	8	25/29.4 (MCS11)	-5.35	-5.32	-2.32	1.69	-0.63	24.00	-24.63	
6695	149	SDM	AVG	26	0	25/29.4 (MCS11)	-5.41	-5.36	-2.37	1.69	-0.68	24.00	-24.68	
		SDM	AVG	26	4	25/29.4 (MCS11)	-5.29	-5.31	-2.29	1.69	-0.60	24.00	-24.60	
		SDM	AVG	26	8	25/29.4 (MCS11)	-5.28	-5.25	-2.26	1.69	-0.57	24.00	-24.57	
6875	185	SDM	AVG	26	0	25/29.4 (MCS11)	-5.43	-5.53	-2.47	1.69	-0.78	24.00	-24.78	
		SDM	AVG	26	4	25/29.4 (MCS11)	-5.48	-5.37	-2.41	1.69	-0.72	24.00	-24.72	
		SDM	AVG	26	8	25/29.4 (MCS11)	-5.45	-5.41	-2.42	1.69	-0.73	24.00	-24.73	
6895	189	SDM	AVG	26	0	25/29.4 (MCS11)	-4.23	-4.42	-1.31	0.36	-0.95	24.00	-24.95	
		SDM	AVG	26	4	25/29.4 (MCS11)	-4.20	-4.21	-1.19	0.36	-0.83	24.00	-24.83	
		SDM	AVG	26	8	25/29.4 (MCS11)	-4.06	-4.11	-1.08	0.36	-0.72	24.00	-24.72	
6995	209	SDM	AVG	26	0	25/29.4 (MCS11)	-4.19	-4.25	-1.21	0.36	-0.85	24.00	-24.85	
		SDM	AVG	26	4	25/29.4 (MCS11)	-4.18	-4.05	-1.10	0.36	-0.74	24.00	-24.74	
		SDM	AVG	26	8	25/29.4 (MCS11)	-4.02	-4.01	-1.00	0.36	-0.64	24.00	-24.64	
7095	229	SDM	AVG	26	0	25/29.4 (MCS11)	-4.07	-4.13	-1.09	0.36	-0.73	24.00	-24.73	
		SDM	AVG	26	4	25/29.4 (MCS11)	-4.10	-4.22	-1.15	0.36	-0.79	24.00	-24.79	
		SDM	AVG	26	8	25/29.4 (MCS11)	-4.06	-4.21	-1.12	0.36	-0.76	24.00	-24.76	

Table 7-119. SDM Diversity 20MHz BW 802.11ax LPI Maximum Conducted Output Power and Max EIRP (RU26)

FCC ID: BCGA2898 IC: 579C-A2898		MEASUREMENT REPORT (CERTIFICATION)	Approved by: Technical Manager
Test Report S/N: 1C2311270065-14-R2.BCG	Test Dates: 12/1/2023 - 04/04/2024	EUT Type: Tablet Device	Page 107 of 617

5GHz (40MHz Bandwidth)	Frequency [MHz]	Channel	Mode	Detector	RU Size	RU Index	Data Rate [Mbps]	Conducted Powers [dBm]			Ant. Gain [dBi]	Max e.i.r.p. [dBm]	Max e.i.r.p. Limit [dBm]	e.i.r.p. Margin [dB]
								Antenna WF2a	Antenna WF7b	Summed				
								5965	3	SDM AVG 26 0				
		SDM AVG 26 8	25/29.4 (MCS11)	-4.80	-4.75	-1.76	0.90	-0.86	24.00	-24.86				
		SDM AVG 26 17	25/29.4 (MCS11)	-4.81	-4.80	-1.79	0.90	-0.89	24.00	-24.89				
6165	43	SDM AVG 26 0	25/29.4 (MCS11)	-3.85	-3.82	-0.82	0.90	0.08	24.00	-23.92				
		SDM AVG 26 8	25/29.4 (MCS11)	-3.76	-3.76	-0.75	0.90	0.15	24.00	-23.85				
		SDM AVG 26 17	25/29.4 (MCS11)	-3.84	-3.75	-0.78	0.90	0.12	24.00	-23.88				
6405	91	SDM AVG 26 0	25/29.4 (MCS11)	-3.74	-3.57	-0.64	0.90	0.26	24.00	-23.74				
		SDM AVG 26 8	25/29.4 (MCS11)	-3.69	-3.85	-0.76	0.90	0.14	24.00	-23.86				
		SDM AVG 26 17	25/29.4 (MCS11)	-3.62	-3.87	-0.73	0.90	0.17	24.00	-23.83				
6445	99	SDM AVG 26 0	25/29.4 (MCS11)	-4.55	-4.52	-1.52	-0.97	-2.49	24.00	-26.49				
		SDM AVG 26 8	25/29.4 (MCS11)	-4.54	-4.60	-1.56	-0.97	-2.53	24.00	-26.53				
		SDM AVG 26 17	25/29.4 (MCS11)	-4.53	-4.57	-1.54	-0.97	-2.51	24.00	-26.51				
6485	107	SDM AVG 26 0	25/29.4 (MCS11)	-4.64	-4.59	-1.61	-0.97	-2.58	24.00	-26.58				
		SDM AVG 26 8	25/29.4 (MCS11)	-4.71	-4.60	-1.64	-0.97	-2.61	24.00	-26.61				
		SDM AVG 26 17	25/29.4 (MCS11)	-4.50	-4.94	-1.71	-0.97	-2.68	24.00	-26.68				
6525	115	SDM AVG 26 0	25/29.4 (MCS11)	-5.43	-5.26	-2.34	-0.97	-3.31	24.00	-27.31				
		SDM AVG 26 8	25/29.4 (MCS11)	-5.50	-5.25	-2.36	-0.97	-3.33	24.00	-27.33				
		SDM AVG 26 17	25/29.4 (MCS11)	-5.33	-5.35	-2.33	-0.97	-3.30	24.00	-27.30				
6565	123	SDM AVG 26 0	25/29.4 (MCS11)	-5.46	-5.41	-2.42	1.69	-0.73	24.00	-24.73				
		SDM AVG 26 8	25/29.4 (MCS11)	-5.43	-5.39	-2.40	1.69	-0.71	24.00	-24.71				
		SDM AVG 26 17	25/29.4 (MCS11)	-5.31	-5.38	-2.34	1.69	-0.65	24.00	-24.65				
6725	155	SDM AVG 26 0	25/29.4 (MCS11)	-5.32	-5.36	-2.33	1.69	-0.64	24.00	-24.64				
		SDM AVG 26 8	25/29.4 (MCS11)	-5.38	-5.43	-2.39	1.69	-0.70	24.00	-24.70				
		SDM AVG 26 17	25/29.4 (MCS11)	-5.26	-5.25	-2.25	1.69	-0.56	24.00	-24.56				
6845	179	SDM AVG 26 0	25/29.4 (MCS11)	-5.32	-5.32	-2.31	1.69	-0.62	24.00	-24.62				
		SDM AVG 26 8	25/29.4 (MCS11)	-5.34	-5.30	-2.31	1.69	-0.62	24.00	-24.62				
		SDM AVG 26 17	25/29.4 (MCS11)	-5.63	-5.29	-2.44	1.69	-0.75	24.00	-24.75				
6885	187	SDM AVG 26 0	25/29.4 (MCS11)	-5.31	-5.42	-2.35	0.36	-1.99	24.00	-25.99				
		SDM AVG 26 8	25/29.4 (MCS11)	-5.43	-5.31	-2.36	0.36	-2.00	24.00	-26.00				
		SDM AVG 26 17	25/29.4 (MCS11)	-5.41	-5.56	-2.47	0.36	-2.11	24.00	-26.11				
7005	211	SDM AVG 26 0	25/29.4 (MCS11)	-4.07	-4.04	-1.04	0.36	-0.68	24.00	-24.68				
		SDM AVG 26 8	25/29.4 (MCS11)	-4.18	-4.03	-1.09	0.36	-0.73	24.00	-24.73				
		SDM AVG 26 17	25/29.4 (MCS11)	-4.23	-4.06	-1.14	0.36	-0.78	24.00	-24.78				
7085	227	SDM AVG 26 0	25/29.4 (MCS11)	-4.18	-4.02	-1.08	0.36	-0.72	24.00	-24.72				
		SDM AVG 26 8	25/29.4 (MCS11)	-4.07	-4.10	-1.08	0.36	-0.72	24.00	-24.72				
		SDM AVG 26 17	25/29.4 (MCS11)	-4.00	-4.01	-0.99	0.36	-0.63	24.00	-24.63				

Table 7-120. SDM Diversity 40MHz BW 802.11ax LPI Maximum Conducted Output Power and Max EIRP (RU26)

5GHz (80MHz Bandwidth)	Frequency [MHz]	Channel	Mode	Detector	RU Size	RU Index	Data Rate [Mbps]	Conducted Powers [dBm]			Ant. Gain [dBi]	Max e.i.r.p. [dBm]	Max e.i.r.p. Limit [dBm]	e.i.r.p. Margin [dB]
								Antenna WF2a	Antenna WF7b	Summed				
								5985	7	SDM AVG 26 0				
		SDM AVG 26 18	25/29.4 (MCS11)	-4.94	-4.98	-1.95	0.90	-1.05	24.00	-25.05				
		SDM AVG 26 36	25/29.4 (MCS11)	-4.91	-4.87	-1.88	0.90	-0.98	24.00	-24.98				
6145	39	SDM AVG 26 0	25/29.4 (MCS11)	-4.00	-3.92	-0.95	0.90	-0.05	24.00	-24.05				
		SDM AVG 26 18	25/29.4 (MCS11)	-3.87	-4.00	-0.92	0.90	-0.02	24.00	-24.02				
		SDM AVG 26 36	25/29.4 (MCS11)	-3.88	-3.79	-0.83	0.90	0.07	24.00	-23.93				
6385	87	SDM AVG 26 0	25/29.4 (MCS11)	-3.53	-3.68	-0.59	0.90	0.31	24.00	-23.69				
		SDM AVG 26 18	25/29.4 (MCS11)	-3.70	-3.61	-0.64	0.90	0.26	24.00	-23.74				
		SDM AVG 26 36	25/29.4 (MCS11)	-3.50	-3.66	-0.57	0.90	0.33	24.00	-23.67				
6465	103	SDM AVG 26 0	25/29.4 (MCS11)	-4.57	-4.52	-1.53	-0.97	-2.50	24.00	-26.50				
		SDM AVG 26 18	25/29.4 (MCS11)	-4.61	-4.72	-1.65	-0.97	-2.62	24.00	-26.62				
		SDM AVG 26 36	25/29.4 (MCS11)	-4.71	-4.81	-1.75	-0.97	-2.72	24.00	-26.72				
6545	119	SDM AVG 26 0	25/29.4 (MCS11)	-5.29	-5.34	-2.31	1.69	-0.62	24.00	-24.62				
		SDM AVG 26 18	25/29.4 (MCS11)	-5.32	-5.29	-2.29	1.69	-0.60	24.00	-24.60				
		SDM AVG 26 36	25/29.4 (MCS11)	-5.50	-5.29	-2.38	1.69	-0.69	24.00	-24.69				
6705	151	SDM AVG 26 0	25/29.4 (MCS11)	-5.33	-5.31	-2.31	1.69	-0.62	24.00	-24.62				
		SDM AVG 26 18	25/29.4 (MCS11)	-5.40	-5.31	-2.34	1.69	-0.65	24.00	-24.65				
		SDM AVG 26 36	25/29.4 (MCS11)	-5.25	-5.30	-2.26	1.69	-0.57	24.00	-24.57				
6865	183	SDM AVG 26 0	25/29.4 (MCS11)	-5.27	-5.49	-2.37	1.69	-0.68	24.00	-24.68				
		SDM AVG 26 18	25/29.4 (MCS11)	-5.49	-5.41	-2.44	1.69	-0.75	24.00	-24.75				
		SDM AVG 26 36	25/29.4 (MCS11)	-5.43	-5.36	-2.39	1.69	-0.70	24.00	-24.70				
6945	199	SDM AVG 26 0	25/29.4 (MCS11)	-4.00	-4.02	-1.00	0.36	-0.64	24.00	-24.64				
		SDM AVG 26 18	25/29.4 (MCS11)	-4.12	-4.11	-1.11	0.36	-0.75	24.00	-24.75				
		SDM AVG 26 36	25/29.4 (MCS11)	-4.10	-4.26	-1.17	0.36	-0.81	24.00	-24.81				
7025	215	SDM AVG 26 0	25/29.4 (MCS11)	-4.16	-4.16	-1.15	0.36	-0.79	24.00	-24.79				
		SDM AVG 26 18	25/29.4 (MCS11)	-4.19	-4.24	-1.21	0.36	-0.85	24.00	-24.85				
		SDM AVG 26 36	25/29.4 (MCS11)	-4.19	-4.00	-1.08	0.36	-0.72	24.00	-24.72				

Table 7-121. SDM Diversity 80MHz BW 802.11ax LPI Maximum Conducted Output Power and Max EIRP (RU26)

FCC ID: BCGA2898 IC: 579C-A2898		MEASUREMENT REPORT (CERTIFICATION)	Approved by: Technical Manager
Test Report S/N: 1C2311270065-14-R2.BCG	Test Dates: 12/1/2023 - 04/04/2024	EUT Type: Tablet Device	Page 108 of 617

5GHz (160MHz Bandwidth)	Frequency [MHz]	Channel	Mode	Detector	RU Size	RU Index	Data Rate [Mbps]	Conducted Powers [dBm]			Ant. Gain [dBi]	Max e.i.r.p. [dBm]	Max e.i.r.p. Limit [dBm]	e.i.r.p. Margin [dB]
								Antenna WF2a	Antenna WF7b	Summed				
								6025	15	SDM				
		SDM	AVG	26	18	25/29.4 (MCS11)	-4.81	-5.09	-1.94	0.90	-1.04	24.00	-25.04	
		SDM	AVG	26	36	25/29.4 (MCS11)	-4.89	-4.80	-1.83	0.90	-0.93	24.00	-24.93	
	6185	47	SDM	AVG	26	0	25/29.4 (MCS11)	-3.89	-4.17	-1.02	0.90	-0.12	24.00	-24.12
			SDM	AVG	26	18	25/29.4 (MCS11)	-3.96	-3.83	-0.88	0.90	0.02	24.00	-23.98
			SDM	AVG	26	36	25/29.4 (MCS11)	-3.96	-4.24	-1.09	0.90	-0.19	24.00	-24.19
	6345	79	SDM	AVG	26	0	25/29.4 (MCS11)	-3.50	-3.99	-0.73	0.90	0.17	24.00	-23.83
			SDM	AVG	26	18	25/29.4 (MCS11)	-3.62	-3.74	-0.67	0.90	0.23	24.00	-23.77
			SDM	AVG	26	36	25/29.4 (MCS11)	-3.63	-3.64	-0.63	0.90	0.27	24.00	-23.73
	6505	111	SDM	AVG	26	0	25/29.4 (MCS11)	-5.31	-5.27	-2.28	-0.97	-3.25	24.00	-27.25
			SDM	AVG	26	18	25/29.4 (MCS11)	-5.46	-5.41	-2.43	-0.97	-3.40	24.00	-27.40
			SDM	AVG	26	36	25/29.4 (MCS11)	-5.66	-5.51	-2.57	-0.97	-3.54	24.00	-27.54
	6665	143	SDM	AVG	26	0	25/29.4 (MCS11)	-5.38	-5.56	-2.46	1.69	-0.77	24.00	-24.77
			SDM	AVG	26	18	25/29.4 (MCS11)	-5.25	-5.30	-2.27	1.69	-0.58	24.00	-24.58
			SDM	AVG	26	36	25/29.4 (MCS11)	-5.32	-5.35	-2.32	1.69	-0.63	24.00	-24.63
	6825	175	SDM	AVG	26	0	25/29.4 (MCS11)	-5.31	-5.28	-2.29	1.69	-0.60	24.00	-24.60
			SDM	AVG	26	18	25/29.4 (MCS11)	-5.29	-5.27	-2.27	1.69	-0.58	24.00	-24.58
			SDM	AVG	26	36	25/29.4 (MCS11)	-5.42	-5.48	-2.44	1.69	-0.75	24.00	-24.75
	6985	207	SDM	AVG	26	0	25/29.4 (MCS11)	-4.16	-4.10	-1.12	0.36	-0.76	24.00	-24.76
			SDM	AVG	26	18	25/29.4 (MCS11)	-4.03	-4.00	-1.01	0.36	-0.65	24.00	-24.65
			SDM	AVG	26	36	25/29.4 (MCS11)	-4.14	-4.35	-1.23	0.36	-0.87	24.00	-24.87

Table 7-122. SDM Diversity 160MHz BW 802.11ax LPI Maximum Conducted Output Power and Max EIRP (RU26)

FCC ID: BCGA2898 IC: 579C-A2898		MEASUREMENT REPORT (CERTIFICATION)	Approved by: Technical Manager
Test Report S/N: 1C2311270065-14-R2.BCG	Test Dates: 12/1/2023 - 04/04/2024	EUT Type: Tablet Device	Page 109 of 617



5GHz (20MHz Bandwidth)	Frequency [MHz]	Channel	Mode	Detector	RU Size	RU Index	Data Rate [Mbps]	Conducted Powers [dBm]			Ant. Gain [dBi]	Max e.i.r.p. [dBm]	Max e.i.r.p. Limit [dBm]	e.i.r.p. Margin [dB]
								Antenna WF2a	Antenna WF7b	Summed				
								5955	1	SDM				
		SDM	AVG	106	54	106.3/125 (MCS11)	1.12	1.25	4.20	0.90	5.10	24.00	-18.90	
	6175	45	SDM	AVG	106	53	106.3/125 (MCS11)	2.18	2.17	5.18	0.90	6.08	24.00	-17.92
		SDM	AVG	106	54	106.3/125 (MCS11)	2.19	2.21	5.21	0.90	6.11	24.00	-17.89	
	6415	93	SDM	AVG	106	53	106.3/125 (MCS11)	2.44	2.49	5.47	0.90	6.37	24.00	-17.63
		SDM	AVG	106	54	106.3/125 (MCS11)	2.46	2.40	5.44	0.90	6.34	24.00	-17.66	
	6435	97	SDM	AVG	106	53	106.3/125 (MCS11)	1.09	1.21	4.16	-0.97	3.19	24.00	-20.81
		SDM	AVG	106	54	106.3/125 (MCS11)	1.12	1.41	4.28	-0.97	3.31	24.00	-20.69	
	6475	105	SDM	AVG	106	53	106.3/125 (MCS11)	0.80	1.31	4.08	-0.97	3.11	24.00	-20.89
		SDM	AVG	106	54	106.3/125 (MCS11)	1.50	1.28	4.40	-0.97	3.43	24.00	-20.57	
	6515	113	SDM	AVG	106	53	106.3/125 (MCS11)	0.89	1.45	4.19	-0.97	3.22	24.00	-20.78
		SDM	AVG	106	54	106.3/125 (MCS11)	0.81	1.45	4.15	-0.97	3.18	24.00	-20.82	
	6535	117	SDM	AVG	106	53	106.3/125 (MCS11)	0.72	-0.52	3.15	1.69	4.84	24.00	-19.16
		SDM	AVG	106	54	106.3/125 (MCS11)	0.58	-0.56	3.06	1.69	4.75	24.00	-19.25	
	6695	149	SDM	AVG	106	53	106.3/125 (MCS11)	0.59	0.71	3.66	1.69	5.35	24.00	-18.65
		SDM	AVG	106	54	106.3/125 (MCS11)	0.36	0.62	3.50	1.69	5.19	24.00	-18.81	
	6875	185	SDM	AVG	106	53	106.3/125 (MCS11)	-0.09	0.55	3.25	1.69	4.94	24.00	-19.06
		SDM	AVG	106	54	106.3/125 (MCS11)	-0.18	0.64	3.26	1.69	4.95	24.00	-19.05	
	6895	189	SDM	AVG	106	53	106.3/125 (MCS11)	1.88	1.92	4.91	0.36	5.27	24.00	-18.73
		SDM	AVG	106	54	106.3/125 (MCS11)	1.78	1.97	4.89	0.36	5.25	24.00	-18.75	
	6995	209	SDM	AVG	106	53	106.3/125 (MCS11)	1.81	1.79	4.81	0.36	5.17	24.00	-18.83
		SDM	AVG	106	54	106.3/125 (MCS11)	1.83	1.99	4.92	0.36	5.28	24.00	-18.72	
	7095	229	SDM	AVG	106	53	106.3/125 (MCS11)	1.79	1.68	4.75	0.36	5.11	24.00	-18.89
		SDM	AVG	106	54	106.3/125 (MCS11)	1.92	1.99	4.97	0.36	5.33	24.00	-18.67	

Table 7-123. SDM Diversity 20MHz BW 802.11ax LPI Maximum Conducted Output Power and Max EIRP (Highest Power Among Partially Loaded RU's)

5GHz (40MHz Bandwidth)	Frequency [MHz]	Channel	Mode	Detector	RU Size	RU Index	Data Rate [Mbps]	Conducted Powers [dBm]			Ant. Gain [dBi]	Max e.i.r.p. [dBm]	Max e.i.r.p. Limit [dBm]	e.i.r.p. Margin [dB]
								Antenna WF2a	Antenna WF7b	Summed				
								5965	3	SDM				
		SDM	AVG	242	62	243.8/286.8 (MCS11)	4.21	4.19	7.21	0.90	8.11	24.00	-15.89	
	6165	43	SDM	AVG	242	61	243.8/286.8 (MCS11)	5.15	5.08	8.13	0.90	9.03	24.00	-14.97
		SDM	AVG	242	62	243.8/286.8 (MCS11)	5.04	5.03	8.04	0.90	8.94	24.00	-15.06	
	6405	91	SDM	AVG	242	61	243.8/286.8 (MCS11)	5.34	5.46	8.41	0.90	9.31	24.00	-14.69
		SDM	AVG	242	62	243.8/286.8 (MCS11)	5.50	5.48	8.50	0.90	9.40	24.00	-14.60	
	6445	99	SDM	AVG	242	61	243.8/286.8 (MCS11)	4.30	4.25	7.29	-0.97	6.32	24.00	-17.68
		SDM	AVG	242	62	243.8/286.8 (MCS11)	4.44	4.31	7.39	-0.97	6.42	24.00	-17.58	
	6485	107	SDM	AVG	242	61	243.8/286.8 (MCS11)	4.41	4.40	7.42	-0.97	6.45	24.00	-17.55
		SDM	AVG	242	62	243.8/286.8 (MCS11)	4.29	4.37	7.34	-0.97	6.37	24.00	-17.63	
	6525	115	SDM	AVG	242	61	243.8/286.8 (MCS11)	3.69	3.60	6.65	-0.97	5.68	24.00	-18.32
		SDM	AVG	242	62	243.8/286.8 (MCS11)	3.66	3.53	6.61	-0.97	5.64	24.00	-18.36	
	6565	123	SDM	AVG	242	61	243.8/286.8 (MCS11)	3.56	3.57	6.57	1.69	8.26	24.00	-15.74
		SDM	AVG	242	62	243.8/286.8 (MCS11)	3.74	3.51	6.63	1.69	8.32	24.00	-15.68	
	6725	155	SDM	AVG	242	61	243.8/286.8 (MCS11)	3.54	3.59	6.58	1.69	8.27	24.00	-15.73
		SDM	AVG	242	62	243.8/286.8 (MCS11)	3.69	3.55	6.63	1.69	8.32	24.00	-15.68	
	6845	179	SDM	AVG	242	61	243.8/286.8 (MCS11)	3.70	3.71	6.72	1.69	8.41	24.00	-15.59
		SDM	AVG	242	62	243.8/286.8 (MCS11)	3.74	3.69	6.72	1.69	8.41	24.00	-15.59	
	6885	187	SDM	AVG	242	61	243.8/286.8 (MCS11)	3.75	3.67	6.72	0.36	7.08	24.00	-16.92
		SDM	AVG	242	62	243.8/286.8 (MCS11)	3.66	3.53	6.61	0.36	6.97	24.00	-17.03	
	7005	211	SDM	AVG	242	61	243.8/286.8 (MCS11)	4.90	4.93	7.93	0.36	8.29	24.00	-15.71
		SDM	AVG	242	62	243.8/286.8 (MCS11)	4.79	4.91	7.86	0.36	8.22	24.00	-15.78	
	7085	227	SDM	AVG	242	61	243.8/286.8 (MCS11)	4.79	4.97	7.89	0.36	8.25	24.00	-15.75
		SDM	AVG	242	62	243.8/286.8 (MCS11)	4.85	4.95	7.91	0.36	8.27	24.00	-15.73	

Table 7-124. SDM Diversity 40MHz BW 802.11ax LPI Maximum Conducted Output Power and Max EIRP (Highest Power Among Partially Loaded RU's)

FCC ID: BCGA2898 IC: 579C-A2898		MEASUREMENT REPORT (CERTIFICATION)	Approved by: Technical Manager
Test Report S/N: 1C2311270065-14-R2.BCG	Test Dates: 12/1/2023 - 04/04/2024	EUT Type: Tablet Device	Page 110 of 617

5GHz (80MHz Bandwidth)	Frequency [MHz]	Channel	Mode	Detector	RU Size	RU Index	Data Rate [Mbps]	Conducted Powers [dBm]			Ant. Gain [dBi]	Max e.i.r.p. [dBm]	Max e.i.r.p. Limit [dBm]	e.i.r.p. Margin [dB]
								Antenna WF2a	Antenna WF7b	Summed				
								5985	7	SDM				
		SDM	AVG	484	66	487.5/573.5 (MCS11)	7.25	7.19	10.23	0.90	11.13	24.00	-12.87	
	6145	39	SDM	AVG	484	65	487.5/573.5 (MCS11)	8.15	8.07	11.12	0.90	12.02	24.00	-11.98
			SDM	AVG	484	66	487.5/573.5 (MCS11)	8.23	8.20	11.23	0.90	12.13	24.00	-11.87
	6385	87	SDM	AVG	484	65	487.5/573.5 (MCS11)	8.48	8.48	11.49	0.90	12.39	24.00	-11.61
			SDM	AVG	484	66	487.5/573.5 (MCS11)	8.43	8.50	11.47	0.90	12.37	24.00	-11.63
	6465	103	SDM	AVG	484	65	487.5/573.5 (MCS11)	7.48	7.46	10.48	-0.97	9.51	24.00	-14.49
			SDM	AVG	484	66	487.5/573.5 (MCS11)	7.50	7.49	10.50	-0.97	9.53	24.00	-14.47
	6545	119	SDM	AVG	484	65	487.5/573.5 (MCS11)	6.60	6.73	9.68	1.69	11.37	24.00	-12.63
			SDM	AVG	484	66	487.5/573.5 (MCS11)	6.65	6.69	9.68	1.69	11.37	24.00	-12.63
	6705	151	SDM	AVG	484	65	487.5/573.5 (MCS11)	6.57	6.75	9.67	1.69	11.36	24.00	-12.64
			SDM	AVG	484	66	487.5/573.5 (MCS11)	6.57	6.53	9.56	1.69	11.25	24.00	-12.75
	6865	183	SDM	AVG	484	65	487.5/573.5 (MCS11)	6.74	6.48	9.62	1.69	11.31	24.00	-12.69
			SDM	AVG	484	66	487.5/573.5 (MCS11)	6.71	6.68	9.71	1.69	11.40	24.00	-12.60
	6945	199	SDM	AVG	484	65	487.5/573.5 (MCS11)	7.87	7.92	10.91	0.36	11.27	24.00	-12.73
			SDM	AVG	484	66	487.5/573.5 (MCS11)	7.82	7.86	10.85	0.36	11.21	24.00	-12.79
	7025	215	SDM	AVG	484	65	487.5/573.5 (MCS11)	7.94	7.96	10.96	0.36	11.32	24.00	-12.68
			SDM	AVG	484	66	487.5/573.5 (MCS11)	8.00	7.87	10.95	0.36	11.31	24.00	-12.69

**Table 7-125. SDM Diversity 80MHz BW 802.11ax LPI Maximum Conducted Output Power and Max EIRP (Highest Power Among Partially Loaded RU's)**

5GHz (160MHz Bandwidth)	Frequency [MHz]	Channel	Mode	Detector	RU Size	RU Index	Data Rate [Mbps]	Conducted Powers [dBm]			Ant. Gain [dBi]	Max e.i.r.p. [dBm]	Max e.i.r.p. Limit [dBm]	e.i.r.p. Margin [dB]
								Antenna WF2a	Antenna WF7b	Summed				
								6025	15 (L)	SDM				
6025	15 (U)	SDM	AVG	996	67	1020.8/1201 (MCS11)	10.15	10.21	13.19	0.90	14.09	24.00	-9.91	
6185	47 (L)	SDM	AVG	996	67	1020.8/1201 (MCS11)	11.24	11.20	14.23	0.90	15.13	24.00	-8.87	
6185	47 (U)	SDM	AVG	996	67	1020.8/1201 (MCS11)	11.12	11.09	14.12	0.90	15.02	24.00	-8.98	
6345	79 (L)	SDM	AVG	996	67	1020.8/1201 (MCS11)	11.26	11.22	14.25	0.90	15.15	24.00	-8.85	
6345	79 (U)	SDM	AVG	996	67	1020.8/1201 (MCS11)	11.38	11.41	14.41	0.90	15.31	24.00	-8.69	
6505	111 (L)	SDM	AVG	996	67	1020.8/1201 (MCS11)	9.75	9.71	12.74	-0.97	11.77	24.00	-12.23	
6505	111 (U)	SDM	AVG	996	67	1020.8/1201 (MCS11)	9.67	9.68	12.69	-0.97	11.72	24.00	-12.28	
6665	143 (L)	SDM	AVG	996	67	1020.8/1201 (MCS11)	9.65	9.68	12.68	1.69	14.37	24.00	-9.63	
6665	143 (U)	SDM	AVG	996	67	1020.8/1201 (MCS11)	9.68	9.73	12.72	1.69	14.41	24.00	-9.59	
6825	175 (L)	SDM	AVG	996	67	1020.8/1201 (MCS11)	9.62	9.69	12.67	1.69	14.36	24.00	-9.64	
6825	175 (U)	SDM	AVG	996	67	1020.8/1201 (MCS11)	9.72	9.70	12.72	1.69	14.41	24.00	-9.59	
6985	207 (L)	SDM	AVG	996	67	1020.8/1201 (MCS11)	10.82	10.97	13.91	0.36	14.27	24.00	-9.73	
6985	207 (U)	SDM	AVG	996	67	1020.8/1201 (MCS11)	10.79	10.88	13.85	0.36	14.21	24.00	-9.79	

**Table 7-126. SDM Diversity 160MHz BW 802.11ax LPI Maximum Conducted Output Power and Max EIRP (Highest Power Among Partially Loaded RU's)**

FCC ID: BCGA2898 IC: 579C-A2898		MEASUREMENT REPORT (CERTIFICATION)	Approved by: Technical Manager
Test Report S/N: 1C2311270065-14-R2.BCG	Test Dates: 12/1/2023 - 04/04/2024	EUT Type: Tablet Device	Page 111 of 617

5GHz (20MHz Bandwidth)	Frequency [MHz]	Channel	Mode	Detector	RU Size	RU Index	Data Rate [Mbps]	Conducted Powers [dBm]			Ant. Gain [dBi]	Max e.i.r.p. [dBm]	Max e.i.r.p. Limit [dBm]	e.i.r.p. Margin [dB]
								Antenna WF2a	Antenna WF7b	Summed				
								5955	1	SDM				
6175	45	SDM	AVG	242	61	243.8/286.8 (MCS11)	5.21	5.18	8.21	0.90	9.11	24.00	-14.89	
6415	93	SDM	AVG	242	61	243.8/286.8 (MCS11)	5.47	5.40	8.44	0.90	9.34	24.00	-14.66	
6435	97	SDM	AVG	242	61	243.8/286.8 (MCS11)	4.40	4.47	7.44	-0.97	6.47	24.00	-17.53	
6475	105	SDM	AVG	242	61	243.8/286.8 (MCS11)	4.27	4.46	7.37	-0.97	6.40	24.00	-17.60	
6515	113	SDM	AVG	242	61	243.8/286.8 (MCS11)	4.30	4.32	7.32	-0.97	6.35	24.00	-17.65	
6535	117	SDM	AVG	242	61	243.8/286.8 (MCS11)	3.70	3.68	6.70	1.69	8.39	24.00	-15.61	
6695	149	SDM	AVG	242	61	243.8/286.8 (MCS11)	3.67	3.72	6.71	1.69	8.40	24.00	-15.60	
6875	185	SDM	AVG	242	61	243.8/286.8 (MCS11)	3.62	3.65	6.65	1.69	8.34	24.00	-15.66	
6895	189	SDM	AVG	242	61	243.8/286.8 (MCS11)	4.86	4.82	7.85	0.36	8.21	24.00	-15.79	
6995	209	SDM	AVG	242	61	243.8/286.8 (MCS11)	4.85	4.99	7.93	0.36	8.29	24.00	-15.71	
7115	233	SDM	AVG	242	61	243.8/286.8 (MCS11)	4.96	4.75	7.87	0.36	8.23	24.00	-15.77	

Table 7-127. SDM Diversity 20MHz BW 802.11ax LPI Maximum Conducted Output Power and Max EIRP (Fully-loaded RU)

5GHz (40MHz Bandwidth)	Frequency [MHz]	Channel	Mode	Detector	RU Size	RU Index	Data Rate [Mbps]	Conducted Powers [dBm]			Ant. Gain [dBi]	Max e.i.r.p. [dBm]	Max e.i.r.p. Limit [dBm]	e.i.r.p. Margin [dB]
								Antenna WF2a	Antenna WF7b	Summed				
								5965	3	SDM				
6165	43	SDM	AVG	484	65	487.5/573.5 (MCS11)	8.19	8.21	11.21	0.90	12.11	24.00	-11.89	
6405	91	SDM	AVG	484	65	487.5/573.5 (MCS11)	8.40	8.38	11.40	0.90	12.30	24.00	-11.70	
6445	99	SDM	AVG	484	65	487.5/573.5 (MCS11)	7.50	7.42	10.47	-0.97	9.50	24.00	-14.50	
6485	107	SDM	AVG	484	65	487.5/573.5 (MCS11)	7.48	7.43	10.46	-0.97	9.49	24.00	-14.51	
6525	115	SDM	AVG	484	65	487.5/573.5 (MCS11)	6.68	6.75	9.73	-0.97	8.76	24.00	-15.24	
6565	123	SDM	AVG	484	65	487.5/573.5 (MCS11)	6.73	6.70	9.72	1.69	11.41	24.00	-12.59	
6725	155	SDM	AVG	484	65	487.5/573.5 (MCS11)	6.60	6.53	9.57	1.69	11.26	24.00	-12.74	
6845	179	SDM	AVG	484	65	487.5/573.5 (MCS11)	6.69	6.55	9.63	1.69	11.32	24.00	-12.68	
6885	187	SDM	AVG	484	65	487.5/573.5 (MCS11)	6.50	6.70	9.61	0.36	9.97	24.00	-14.03	
7005	211	SDM	AVG	484	65	487.5/573.5 (MCS11)	7.91	7.93	10.93	0.36	11.29	24.00	-12.71	
7085	227	SDM	AVG	484	65	487.5/573.5 (MCS11)	8.00	7.84	10.93	0.36	11.29	24.00	-12.71	

Table 7-128. SDM Diversity 40MHz BW 802.11ax LPI Maximum Conducted Output Power and Max EIRP (Fully-loaded RU)

5GHz (80MHz Bandwidth)	Frequency [MHz]	Channel	Mode	Detector	RU Size	RU Index	Data Rate [Mbps]	Conducted Powers [dBm]			Ant. Gain [dBi]	Max e.i.r.p. [dBm]	Max e.i.r.p. Limit [dBm]	e.i.r.p. Margin [dB]
								Antenna WF2a	Antenna WF7b	Summed				
								5985	7	SDM				
6145	39	SDM	AVG	996	67	1020.8/1201 (MCS11)	11.04	11.20	14.13	0.90	15.03	24.00	-8.97	
6385	87	SDM	AVG	996	67	1020.8/1201 (MCS11)	11.33	11.50	14.43	0.90	15.33	24.00	-8.67	
6465	103	SDM	AVG	996	67	1020.8/1201 (MCS11)	10.43	10.40	13.43	-0.97	12.46	24.00	-11.54	
6545	119	SDM	AVG	996	67	1020.8/1201 (MCS11)	9.72	9.61	12.67	1.69	14.36	24.00	-9.64	
6705	151	SDM	AVG	996	67	1020.8/1201 (MCS11)	9.37	9.72	12.55	1.69	14.24	24.00	-9.76	
6865	183	SDM	AVG	996	67	1020.8/1201 (MCS11)	9.71	9.69	12.71	1.69	14.40	24.00	-9.60	
6945	199	SDM	AVG	996	67	1020.8/1201 (MCS11)	10.82	10.97	13.91	0.36	14.27	24.00	-9.73	
7025	215	SDM	AVG	996	67	1020.8/1201 (MCS11)	10.78	10.81	13.81	0.36	14.17	24.00	-9.83	

Table 7-129. SDM Diversity 80MHz BW 802.11ax LPI Maximum Conducted Output Power and Max EIRP (Fully-loaded RU)

5GHz (160MHz Bandwidth)	Frequency [MHz]	Channel	Mode	Detector	RU Size	RU Index	Data Rate [Mbps]	Conducted Powers [dBm]			Ant. Gain [dBi]	Max e.i.r.p. [dBm]	Max e.i.r.p. Limit [dBm]	e.i.r.p. Margin [dB]
								Antenna WF2a	Antenna WF7b	Summed				
								6025	15	SDM				
6185	47	SDM	AVG	996x2	68	2041.6/2402 (MCS11)	13.54	13.59	16.57	0.90	17.47	24.00	-6.53	
6345	79	SDM	AVG	996x2	68	2041.6/2402 (MCS11)	13.97	13.99	16.99	0.90	17.89	24.00	-6.11	
6505	111	SDM	AVG	996x2	68	2041.6/2402 (MCS11)	12.03	12.16	15.11	-0.97	14.14	24.00	-9.86	
6665	143	SDM	AVG	996x2	68	2041.6/2402 (MCS11)	12.20	12.06	15.14	1.69	16.83	24.00	-7.17	
6825	175	SDM	AVG	996x2	68	2041.6/2402 (MCS11)	11.85	12.11	14.99	1.69	16.68	24.00	-7.32	
6985	207	SDM	AVG	996x2	68	2041.6/2402 (MCS11)	13.47	13.28	16.39	0.36	16.75	24.00	-7.25	

Table 7-130. SDM Diversity 160MHz BW 802.11ax LPI Maximum Conducted Output Power and Max EIRP (Fully-loaded RU)

FCC ID: BCGA2898 IC: 579C-A2898		MEASUREMENT REPORT (CERTIFICATION)	Approved by: Technical Manager
Test Report S/N: 1C2311270065-14-R2.BCG	Test Dates: 12/1/2023 - 04/04/2024	EUT Type: Tablet Device	Page 112 of 617

**Note:**

Per ANSI C63.10-2013 and KDB 662911 v02r01 Section E1), the conducted powers at Antenna WF7a and Antenna WF2a were first measured separately during SDM transmission as shown in the section above. The measured values were then summed in linear power units then converted back to dBm.

Per ANSI C63.10-2013 Section 14.4.3, the directional gain is calculated using the following formula, where  $G_N$  is the gain of the nth antenna and  $N_{ANT}$ , the total number of antennas used.

$$\text{Directional gain} = G_{Ant} + \text{Array Gain dBi}$$

Per ANSI C63.10-2013 Section 14.4.3, the uncorrelated directional gain is calculated using the following formula, where  $G_N$  is the gain of the nth antenna and  $N_{ANT}$ , the total number of antennas used.

$$\text{Directional gain} = 10 \log[(10^{G_1/10} + 10^{G_2/10} + \dots + 10^{G_N/10}) / N_{ANT}] \text{ dBi}$$

**Sample SDM Calculation:**

At 5955MHz in 802.11ax (20MHz BW) mode, the average conducted output power was measured to be -4.79 dBm for Antenna WF7a and -5.05 dBm for Antenna WF2a.

$$\text{Antenna WF7a} + \text{Antenna WF2a} = \text{SDM}$$

$$(-4.79 \text{ dBm} + -5.05 \text{ dBm}) = (0.332 \text{ mW} + 0.312 \text{ mW}) = 0.644 \text{ mW} = -1.91 \text{ dBm}$$

**Sample e.i.r.p. Calculation:**

At 5955MHz in 802.11n (20MHz BW) mode, the average MIMO conducted power was calculated to be -1.91 dBm with antenna gain of 1.10 dBi.

$$\text{e.i.r.p. (dBm)} = \text{Conducted Power (dBm)} + \text{Ant gain (dBi)}$$

$$-1.91 \text{ dBm} + 1.10 \text{ dBi} = -0.81 \text{ dBm}$$

<b>FCC ID:</b> BCGA2898 <b>IC:</b> 579C-A2898	 <b>MEASUREMENT REPORT (CERTIFICATION)</b>		<b>Approved by:</b> Technical Manager
<b>Test Report S/N:</b> 1C2311270065-14-R2.BCG	<b>Test Dates:</b> 12/1/2023 - 04/04/2024	<b>EUT Type:</b> Tablet Device	Page 113 of 617

## 7.4 Maximum Power Spectral Density – 802.11ax OFDMA

§15.407(a)(8), 15.407(a)(7), RSS-248 [4.5.3], RSS-248 [4.5.5]

### Test Overview and Limit

The spectrum analyzer was connected to the antenna terminal while the EUT was operating at its maximum duty cycle, at its maximum power control level, as defined in ANSI C63.10-2013 and KDB 789033 D02 v02r01, and at the appropriate frequencies. Method SA-1, as defined in ANSI C63.10-2013 and KDB 789033 D02 v02r01, was used to measure the power spectral density.

***In the 5.925 – 7.125GHz band, the maximum permissible power spectral density must not exceed -1dBm e.i.r.p in any 1-megahertz band for Low Power Indoor (LPI) and 17dBm e.i.r.p in any 1-megahertz band for Standard Power SP.***

### Test Procedure Used

ANSI C63.10-2013 – Section 12.3.2.2  
 KDB 789033 D02 v02r01 – Section F  
 ANSI C63.10-2013 – Section 14.3.2.2 Measure-and-Sum Technique  
 KDB 662911 v02r01 – Section E)2) Measure-and-Sum Technique

### Test Settings

1. Analyzer was set to the center frequency of the UNII channel under investigation
2. Span was set to encompass the entire emission bandwidth of the signal
3. RBW = 1MHz
4. VBW = 3MHz
5. Number of sweep points  $\geq 2 \times$  (span/RBW)
6. Sweep time = auto
7. Detector = power averaging (RMS)
8. Trigger was set to free run for all modes
9. Trace was averaged over 100 sweeps
10. The peak search function of the spectrum analyzer was used to find the peak of the spectrum.

### Test Setup

The EUT and measurement equipment were set up as shown in the diagram below.



**Figure 7-3. Test Instrument & Measurement Setup**

### Test Notes

1. All RU's were investigated and only worst case partially loaded and fully loaded RU's were reported.
2. Low, mid, and high channels were tested and tabular data has been reported. Only mid channel psd plots have been reported.

FCC ID: BCGA2898 IC: 579C-A2898		MEASUREMENT REPORT (CERTIFICATION)	Approved by: Technical Manager
Test Report S/N: 1C2311270065-14-R2.BCG	Test Dates: 12/1/2023 - 04/04/2024	EUT Type: Tablet Device	Page 114 of 617

## 7.4.1 Antenna WF7a SP Power Spectral Density Measurements SP

	Frequency [MHz]	Channel	802.11 MODE	RU Size	RU Index	Data Rate [Mbps]	Measured Power Density [dBm/MHz]	Antenna Gain [dBi]	e.i.r.p Density [dBm/MHz]	Max EIRP Density [dBm/MHz]	Margin [dB]
Band 5	5955	1	ax (20MHz)	26	0	12.5/14.7 (MCS11)	4.39	1.20	5.59	17	-11.41
	5955	1	ax (20MHz)	26	4	12.5/14.7 (MCS11)	2.80	1.20	4.00	17	-13.00
	5955	1	ax (20MHz)	26	8	12.5/14.7 (MCS11)	3.59	1.20	4.79	17	-12.21
	6175	45	ax (20MHz)	26	0	12.5/14.7 (MCS11)	1.53	1.20	2.73	17	-14.27
	6175	45	ax (20MHz)	26	4	12.5/14.7 (MCS11)	1.31	1.20	2.51	17	-14.49
	6175	45	ax (20MHz)	26	8	12.5/14.7 (MCS11)	1.76	1.20	2.96	17	-14.04
	6415	93	ax (20MHz)	26	0	12.5/14.7 (MCS11)	4.91	1.20	6.11	17	-10.89
	6415	93	ax (20MHz)	26	4	12.5/14.7 (MCS11)	3.74	1.20	4.94	17	-12.06
	6415	93	ax (20MHz)	26	8	12.5/14.7 (MCS11)	4.50	1.20	5.70	17	-11.30
	5965	3	ax (40MHz)	26	0	12.5/14.7 (MCS11)	4.64	1.20	5.84	17	-11.16
	5965	3	ax (40MHz)	26	8	12.5/14.7 (MCS11)	4.12	1.20	5.32	17	-11.68
	5965	3	ax (40MHz)	26	17	12.5/14.7 (MCS11)	4.20	1.20	5.40	17	-11.60
	6165	43	ax (40MHz)	26	0	12.5/14.7 (MCS11)	1.62	1.20	2.82	17	-14.18
	6165	43	ax (40MHz)	26	8	12.5/14.7 (MCS11)	1.58	1.20	2.78	17	-14.22
	6165	43	ax (40MHz)	26	17	12.5/14.7 (MCS11)	2.41	1.20	3.61	17	-13.39
	6405	91	ax (40MHz)	26	0	12.5/14.7 (MCS11)	5.24	1.20	6.44	17	-10.57
	6405	91	ax (40MHz)	26	8	12.5/14.7 (MCS11)	5.11	1.20	6.31	17	-10.69
	6405	91	ax (40MHz)	26	17	12.5/14.7 (MCS11)	5.12	1.20	6.32	17	-10.68
	5985	7	ax (80MHz)	26	0	12.5/14.7 (MCS11)	4.28	1.20	5.48	17	-11.52
	5985	7	ax (80MHz)	26	18	12.5/14.7 (MCS11)	2.87	1.20	4.07	17	-12.93
	5985	7	ax (80MHz)	26	36	12.5/14.7 (MCS11)	2.85	1.20	4.05	17	-12.95
	6145	39	ax (80MHz)	26	0	12.5/14.7 (MCS11)	1.61	1.20	2.81	17	-14.19
	6145	39	ax (80MHz)	26	18	12.5/14.7 (MCS11)	0.37	1.20	1.57	17	-15.43
	6145	39	ax (80MHz)	26	36	12.5/14.7 (MCS11)	1.83	1.20	3.03	17	-13.97
	6385	87	ax (80MHz)	26	0	12.5/14.7 (MCS11)	5.45	1.20	6.65	17	-10.35
	6385	87	ax (80MHz)	26	18	12.5/14.7 (MCS11)	3.63	1.20	4.83	17	-12.17
	6385	87	ax (80MHz)	26	36	12.5/14.7 (MCS11)	4.52	1.20	5.72	17	-11.28
	6025	15	ax (160MHz)	26	0	12.5/14.7 (MCS11)	4.46	1.20	5.66	17	-11.34
	6025	15	ax (160MHz)	26	18	12.5/14.7 (MCS11)	2.09	1.20	3.29	17	-13.71
	6025	15	ax (160MHz)	26	36	12.5/14.7 (MCS11)	1.12	1.20	2.32	17	-14.68
	6185	47	ax (160MHz)	26	0	12.5/14.7 (MCS11)	1.50	1.20	2.70	17	-14.31
	6185	47	ax (160MHz)	26	18	12.5/14.7 (MCS11)	2.03	1.20	3.23	17	-13.77
6185	47	ax (160MHz)	26	36	12.5/14.7 (MCS11)	3.02	1.20	4.22	17	-12.78	
6345	79	ax (160MHz)	26	0	12.5/14.7 (MCS11)	2.57	1.20	3.77	17	-13.23	
6345	79	ax (160MHz)	26	18	12.5/14.7 (MCS11)	3.83	1.20	5.03	17	-11.97	
6345	79	ax (160MHz)	26	36	12.5/14.7 (MCS11)	3.80	1.20	5.00	17	-12.00	
Band 7	6535	117	ax (20MHz)	26	0	12.5/14.7 (MCS11)	6.43	2.00	8.43	17	-8.58
	6535	117	ax (20MHz)	26	4	12.5/14.7 (MCS11)	5.80	2.00	7.80	17	-9.20
	6535	117	ax (20MHz)	26	8	12.5/14.7 (MCS11)	6.52	2.00	8.52	17	-8.48
	6695	149	ax (20MHz)	26	0	12.5/14.7 (MCS11)	6.41	2.00	8.41	17	-8.59
	6695	149	ax (20MHz)	26	4	12.5/14.7 (MCS11)	5.24	2.00	7.24	17	-9.76
	6695	149	ax (20MHz)	26	8	12.5/14.7 (MCS11)	6.16	2.00	8.16	17	-8.84
	6855	181	ax (20MHz)	26	0	12.5/14.7 (MCS11)	6.25	2.00	8.25	17	-8.76
	6855	181	ax (20MHz)	26	4	12.5/14.7 (MCS11)	5.65	2.00	7.65	17	-9.35
	6855	181	ax (20MHz)	26	8	12.5/14.7 (MCS11)	6.69	2.00	8.69	17	-8.31
	6565	123	ax (40MHz)	26	0	12.5/14.7 (MCS11)	6.46	2.00	8.46	17	-8.54
	6565	123	ax (40MHz)	26	8	12.5/14.7 (MCS11)	6.55	2.00	8.55	17	-8.45
	6565	123	ax (40MHz)	26	17	12.5/14.7 (MCS11)	6.41	2.00	8.41	17	-8.59
	6725	155	ax (40MHz)	26	0	12.5/14.7 (MCS11)	6.75	2.00	8.75	17	-8.25
	6725	155	ax (40MHz)	26	8	12.5/14.7 (MCS11)	6.88	2.00	8.88	17	-8.12
	6725	155	ax (40MHz)	26	17	12.5/14.7 (MCS11)	6.71	2.00	8.71	17	-8.29
	6845	179	ax (40MHz)	26	0	12.5/14.7 (MCS11)	6.90	2.00	8.90	17	-8.10
	6845	179	ax (40MHz)	26	8	12.5/14.7 (MCS11)	7.01	2.00	9.01	17	-7.99
	6845	179	ax (40MHz)	26	17	12.5/14.7 (MCS11)	6.85	2.00	8.85	17	-8.15
	6625	135	ax (80MHz)	26	0	12.5/14.7 (MCS11)	6.40	2.00	8.40	17	-8.60
	6625	135	ax (80MHz)	26	18	12.5/14.7 (MCS11)	4.99	2.00	6.99	17	-10.01
	6625	135	ax (80MHz)	26	36	12.5/14.7 (MCS11)	6.49	2.00	8.49	17	-8.51
	6705	151	ax (80MHz)	26	0	12.5/14.7 (MCS11)	6.19	2.00	8.19	17	-8.81
	6705	151	ax (80MHz)	26	18	12.5/14.7 (MCS11)	5.40	2.00	7.40	17	-9.60
	6705	151	ax (80MHz)	26	36	12.5/14.7 (MCS11)	7.19	2.00	9.19	17	-7.81
	6785	167	ax (80MHz)	26	0	12.5/14.7 (MCS11)	6.53	2.00	8.53	17	-8.47
	6785	167	ax (80MHz)	26	18	12.5/14.7 (MCS11)	5.54	2.00	7.54	17	-9.46
	6785	167	ax (80MHz)	26	36	12.5/14.7 (MCS11)	6.82	2.00	8.82	17	-8.18
	6665	143	ax (160MHz)	26	0	12.5/14.7 (MCS11)	6.15	2.00	8.15	17	-8.86
	6665	143	ax (160MHz)	26	18	12.5/14.7 (MCS11)	5.91	2.00	7.91	17	-9.09
	6665	143	ax (160MHz)	26	36	12.5/14.7 (MCS11)	7.13	2.00	9.13	17	-7.87

Table 7-131. SP Power Spectral Density Measurements Antenna WF7a (RU26)

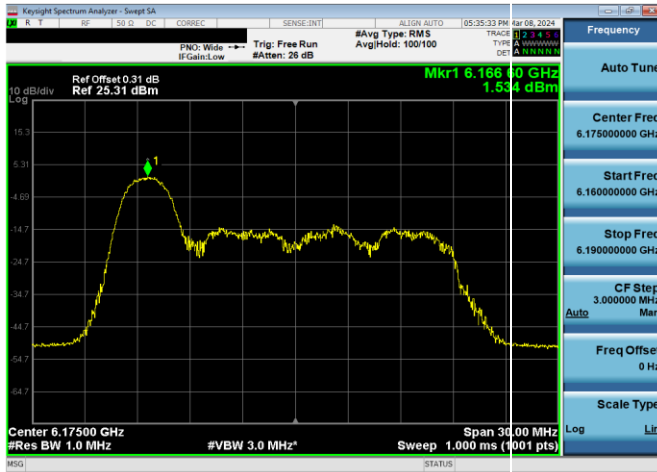
FCC ID: BCGA2898 IC: 579C-A2898		MEASUREMENT REPORT (CERTIFICATION)	Approved by: Technical Manager
Test Report S/N: 1C2311270065-14-R2.BCG	Test Dates: 12/1/2023 - 04/04/2024	EUT Type: Tablet Device	Page 115 of 617

	Frequency [MHz]	Channel	802.11 MODE	RU Size	RU Index	Data Rate [Mbps]	Measured Power Density [dBm/MHz]	Antenna Gain [dBi]	e.i.r.p Density [dBm/MHz]	Max EIRP Density [dBm/MHz]	Margin [dB]	
Band 5	5955	1	ax (20MHz)	242	61	121.9/143.4 (MCS11)	3.50	1.20	4.70	17	-12.30	
	6175	45	ax (20MHz)	242	61	121.9/143.4 (MCS11)	0.62	1.20	1.82	17	-15.19	
	6415	93	ax (20MHz)	242	61	121.9/143.4 (MCS11)	3.38	1.20	4.58	17	-12.42	
	5965	3	ax (40MHz)	484	65	243.8/286.8 (MCS11)	1.56	1.20	2.76	17	-14.24	
	6165	43	ax (40MHz)	484	65	243.8/286.8 (MCS11)	3.60	1.20	4.80	17	-12.20	
	6405	91	ax (40MHz)	484	65	243.8/286.8 (MCS11)	1.29	1.20	2.49	17	-14.52	
	5985	7	ax (80MHz)	996	67	510.4/600.5 (MCS11)	-2.12	1.20	-0.92	17	-17.92	
	6145	39	ax (80MHz)	996	67	510.4/600.5 (MCS11)	-4.89	1.20	-3.69	17	-20.69	
	6385	87	ax (80MHz)	996	67	510.4/600.5 (MCS11)	-1.70	1.20	-0.50	17	-17.50	
	6025	15	ax (160MHz)	996x2	68	1020.8/1201 (MCS11)	-4.99	1.20	-3.79	17	-20.79	
	6185	47	ax (160MHz)	996x2	68	1020.8/1201 (MCS11)	-6.26	1.20	-5.06	17	-22.06	
	6345	79	ax (160MHz)	996x2	68	1020.8/1201 (MCS11)	-3.92	1.20	-2.72	17	-19.72	
	Band 7	6535	117	ax (20MHz)	242	61	121.9/143.4 (MCS11)	4.77	2.00	6.77	17	-10.24
		6695	149	ax (20MHz)	242	61	121.9/143.4 (MCS11)	4.92	2.00	6.92	17	-10.08
6855		181	ax (20MHz)	242	61	121.9/143.4 (MCS11)	5.36	2.00	7.36	17	-9.64	
6565		123	ax (40MHz)	484	65	243.8/286.8 (MCS11)	2.47	2.00	4.47	17	-12.54	
6725		155	ax (40MHz)	484	65	243.8/286.8 (MCS11)	3.05	2.00	5.05	17	-11.96	
6845		179	ax (40MHz)	484	65	243.8/286.8 (MCS11)	3.14	2.00	5.14	17	-11.86	
6625		135	ax (80MHz)	996	67	510.4/600.5 (MCS11)	-0.98	2.00	1.02	17	-15.98	
6705		151	ax (80MHz)	996	67	510.4/600.5 (MCS11)	-0.59	2.00	1.41	17	-15.59	
6785		167	ax (80MHz)	996	67	510.4/600.5 (MCS11)	-0.65	2.00	1.35	17	-15.65	
6665		143	ax (160MHz)	996x2	68	1020.8/1201 (MCS11)	-2.66	2.00	-0.66	17	-17.66	

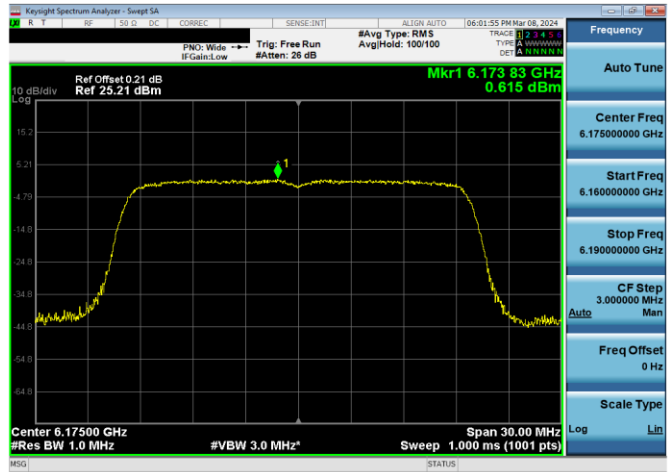
**Table 7-132. SP Power Spectral Density Measurements SP Antenna WF7a (Fully loaded RU)**

FCC ID: BCGA2898 IC: 579C-A2898	 MEASUREMENT REPORT (CERTIFICATION)		Approved by: Technical Manager
Test Report S/N: 1C2311270065-14-R2.BCG	Test Dates: 12/1/2023 - 04/04/2024	EUT Type: Tablet Device	Page 116 of 617

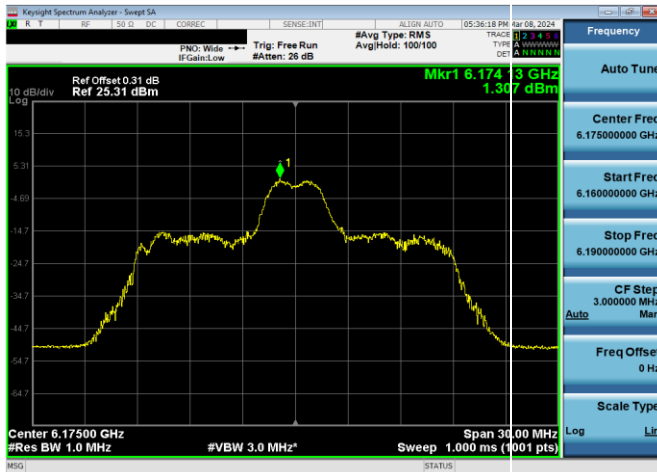




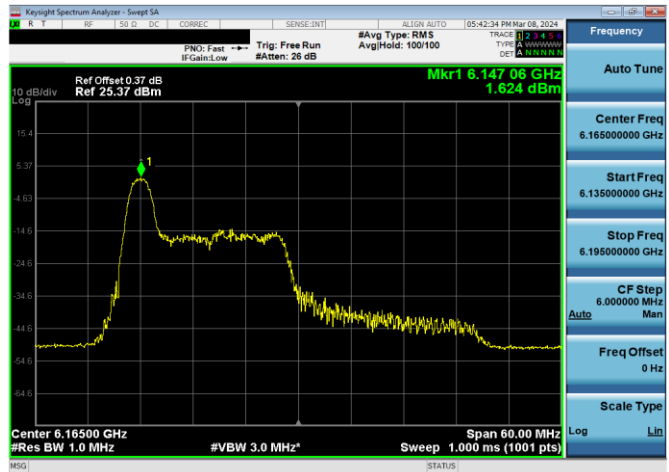
Plot 7-193. SP Power Spectral Density Plot Antenna WF7a (20MHz 802.11ax RU26 (UNII Band 5) – Ch. 45)



Plot 7-196. SP Power Spectral Density Plot Antenna WF7a (20MHz 802.11ax RU242 (UNII Band 5) – Ch. 45)



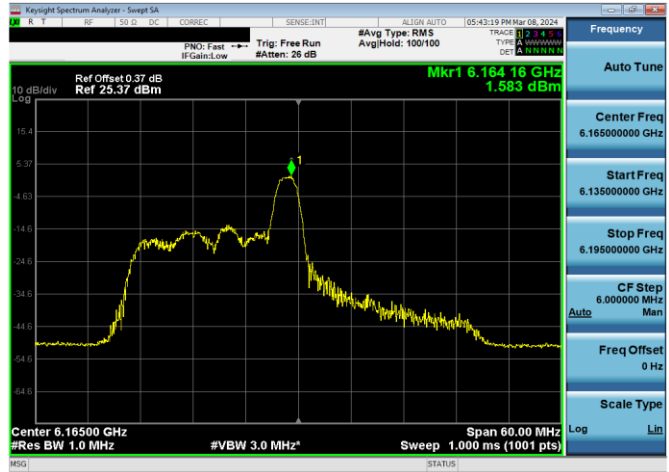
Plot 7-194. SP Power Spectral Density Plot Antenna WF7a (20MHz 802.11ax RU26 (UNII Band 5) – Ch. 45)



Plot 7-197. SP Power Spectral Density Plot Antenna WF7a (40MHz 802.11ax RU26 (UNII Band 5) – Ch. 43)

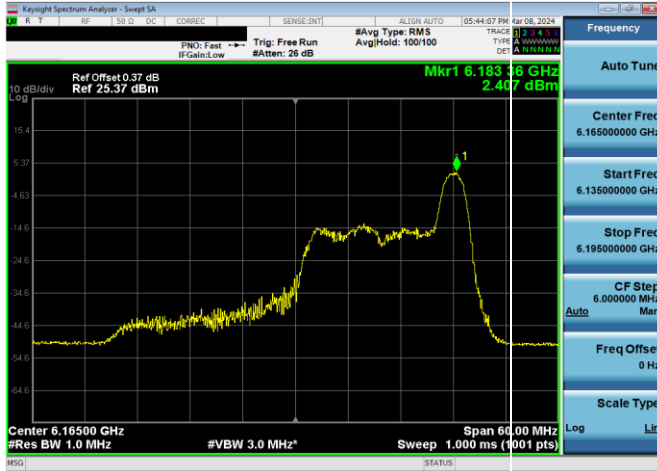


Plot 7-195. SP Power Spectral Density Plot Antenna WF7a (20MHz 802.11ax RU26 (UNII Band 5) – Ch. 45)

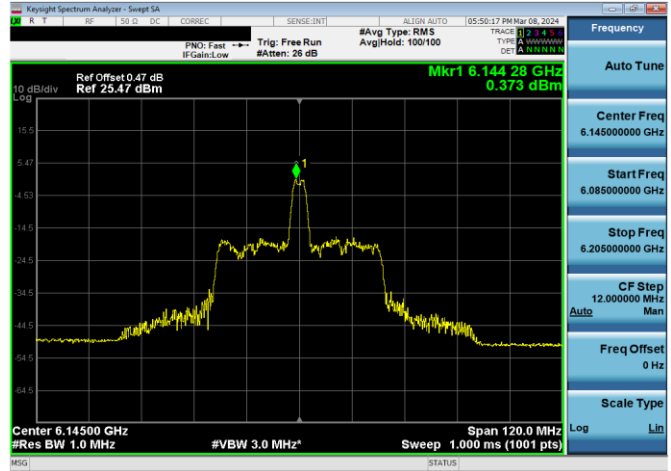


Plot 7-198. SP Power Spectral Density Plot Antenna WF7a (40MHz 802.11ax RU26 (UNII Band 5) – Ch. 43)

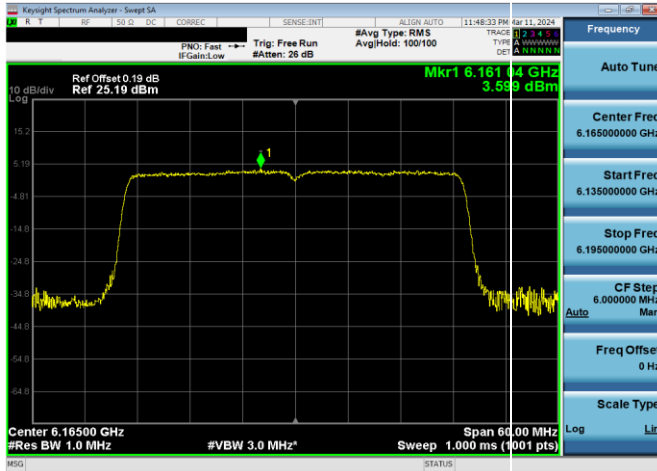
FCC ID: BCGA2898 IC: 579C-A2898		MEASUREMENT REPORT (CERTIFICATION)	Approved by: Technical Manager
Test Report S/N: 1C2311270065-14-R2.BCG	Test Dates: 12/1/2023 - 04/04/2024	EUT Type: Tablet Device	Page 117 of 617



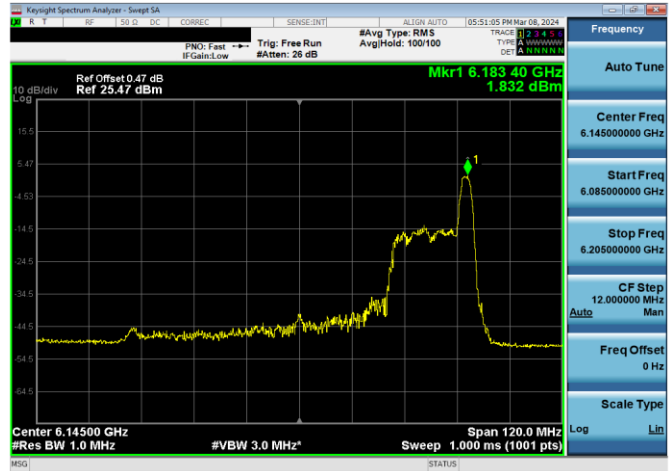
Plot 7-199. SP Power Spectral Density Plot Antenna WF7a (40MHz 802.11ax RU26 (UNII Band 5) – Ch. 43)



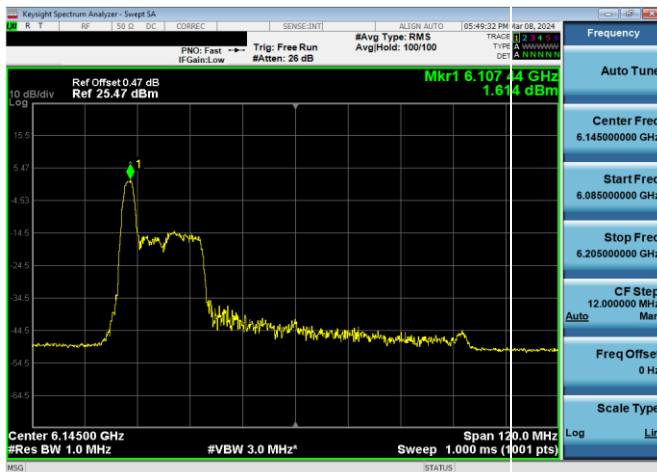
Plot 7-202. SP Power Spectral Density Plot Antenna WF7a (80MHz 802.11ax RU26 (UNII Band 5) – Ch. 39)



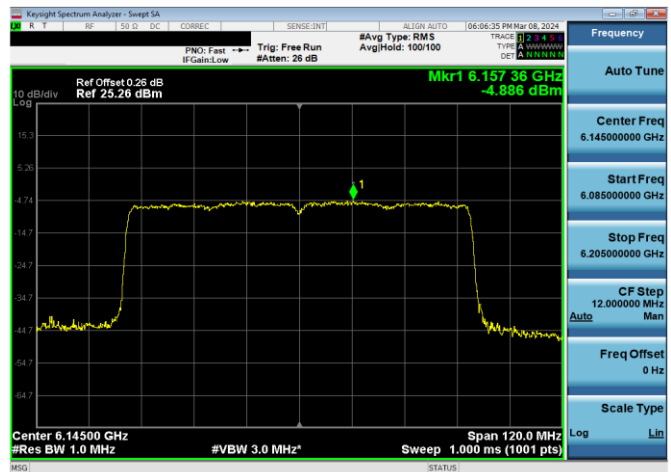
Plot 7-200. SP Power Spectral Density Plot Antenna WF7a (40MHz 802.11ax RU484 (UNII Band 5) – Ch. 43)



Plot 7-203. SP Power Spectral Density Plot Antenna WF7a (80MHz 802.11ax RU26 (UNII Band 5) – Ch. 39)

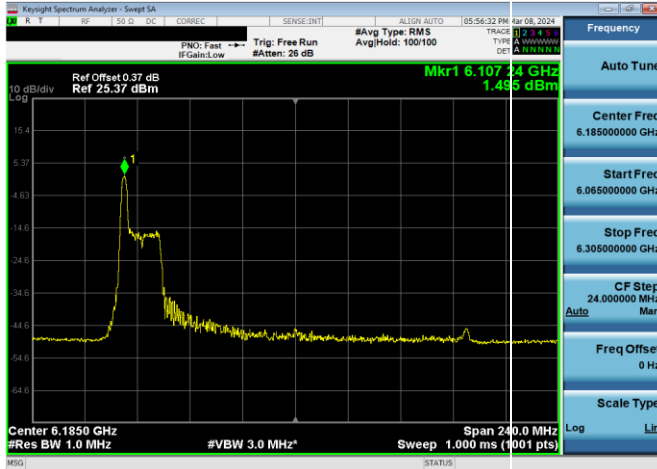


Plot 7-201. SP Power Spectral Density Plot Antenna WF7a (80MHz 802.11ax RU26 (UNII Band 5) – Ch. 39)

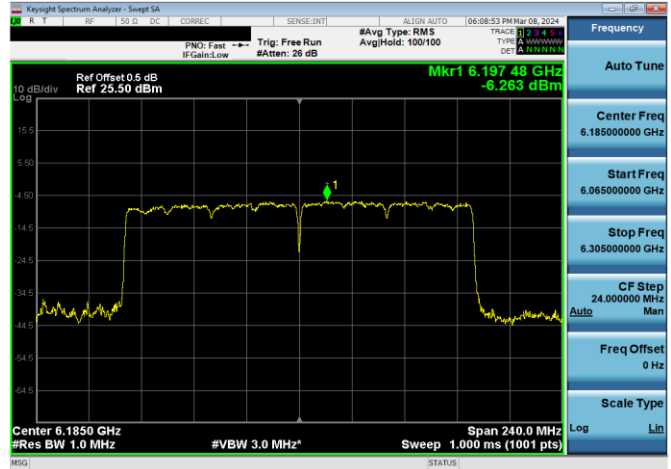


Plot 7-204. SP Power Spectral Density Plot Antenna WF7a (80MHz 802.11ax RU996 (UNII Band 5) – Ch. 39)

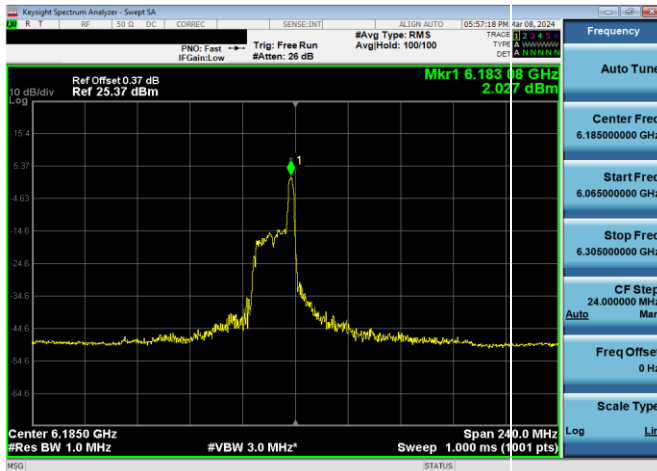
FCC ID: BCGA2898 IC: 579C-A2898		<b>MEASUREMENT REPORT (CERTIFICATION)</b>	Approved by: Technical Manager
Test Report S/N: 1C2311270065-14-R2.BCG	Test Dates: 12/1/2023 - 04/04/2024	EUT Type: Tablet Device	Page 118 of 617



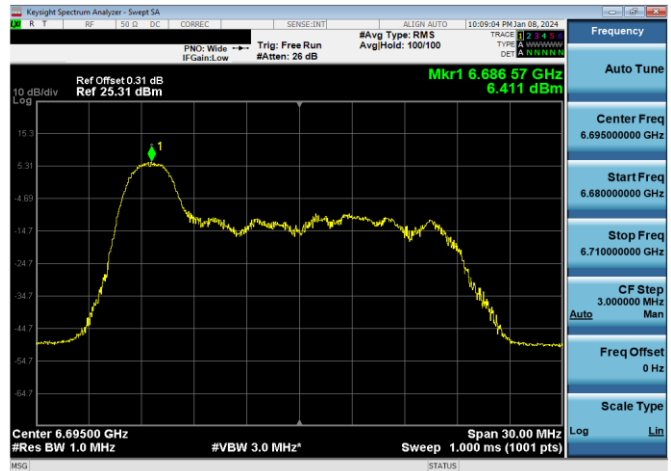
Plot 7-205. SP Power Spectral Density Plot Antenna WF7a (160MHz 802.11ax RU26 (UNII Band 5) – Ch. 47)



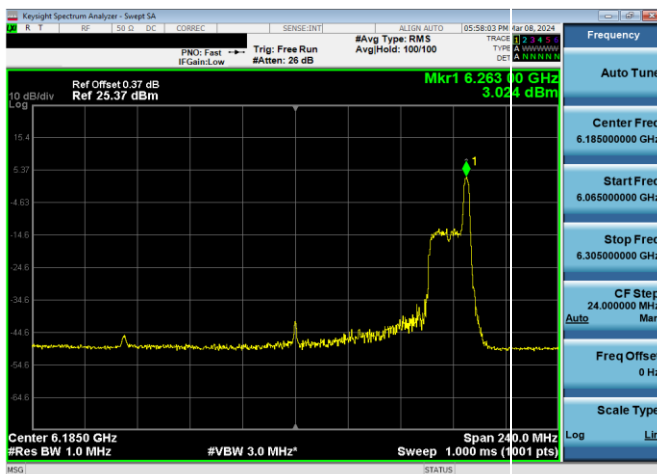
Plot 7-208. SP Power Spectral Density Plot Antenna WF7a (160MHz 802.11ax RU996x2 (UNII Band 5) – Ch. 47)



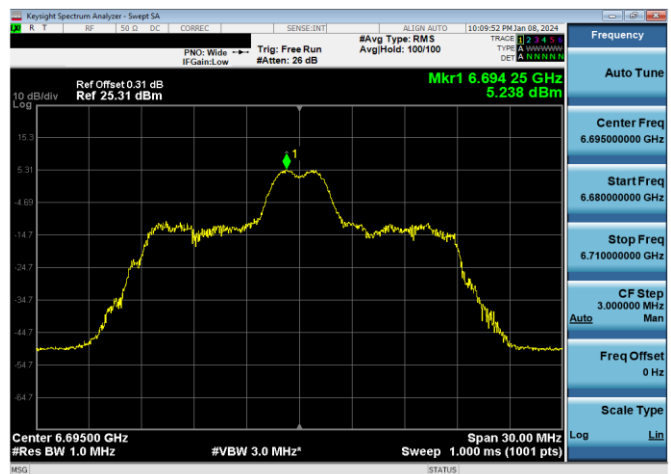
Plot 7-206. SP Power Spectral Density Plot Antenna WF7a (160MHz 802.11ax RU26 (UNII Band 5) – Ch. 47)



Plot 7-209. SP Power Spectral Density Plot Antenna WF7a (20MHz 802.11ax RU26 (UNII Band 7) – Ch. 149)



Plot 7-207. SP Power Spectral Density Plot Antenna WF7a (160MHz 802.11ax RU26 (UNII Band 5) – Ch. 47)



Plot 7-210. SP Power Spectral Density Plot Antenna WF7a (20MHz 802.11ax RU26 (UNII Band 7) – Ch. 149)

FCC ID: BCGA2898 IC: 579C-A2898		MEASUREMENT REPORT (CERTIFICATION)	Approved by: Technical Manager
Test Report S/N: 1C2311270065-14-R2.BCG	Test Dates: 12/1/2023 - 04/04/2024	EUT Type: Tablet Device	Page 119 of 617