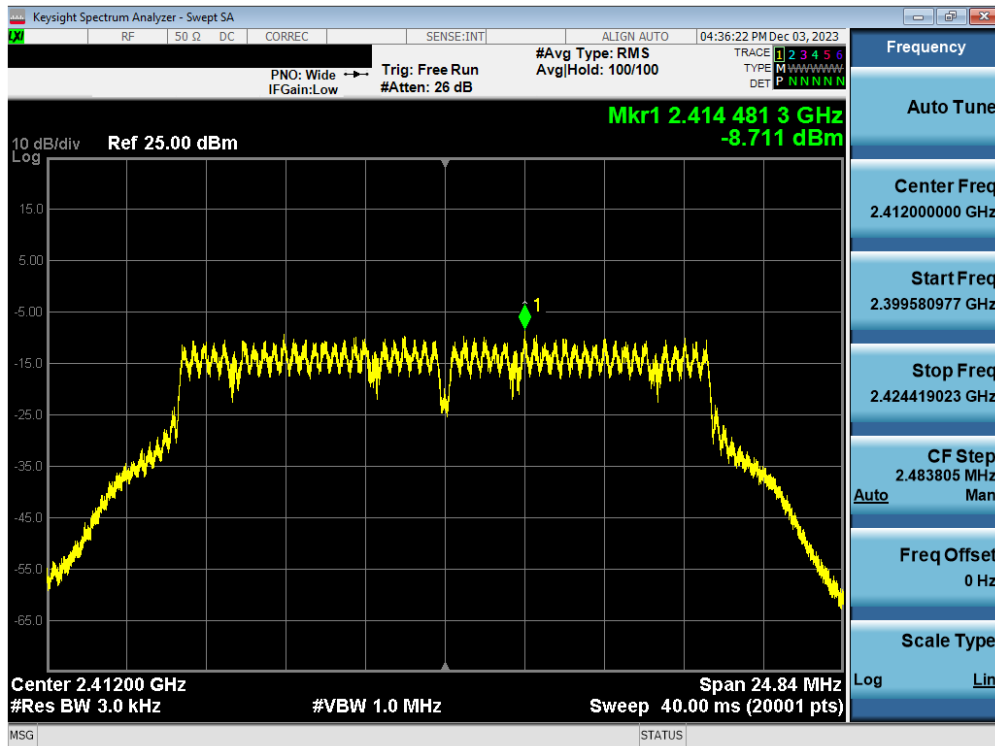
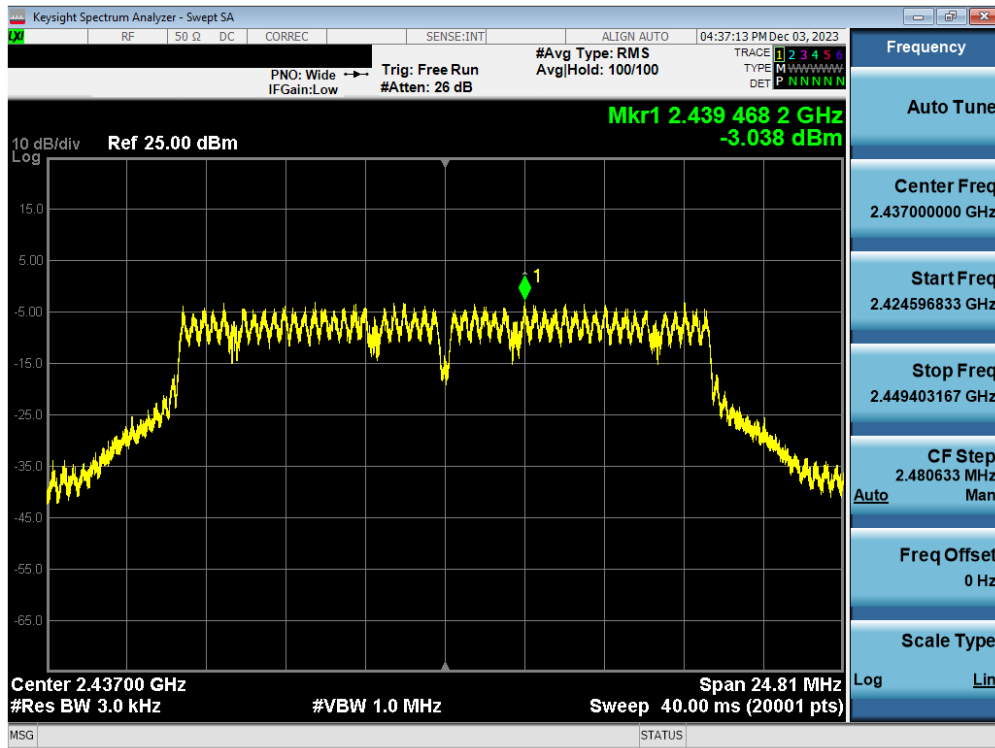


Plot 7-111. Power Spectral Density Plot Antenna WF2b (802.11b – Ch. 11) – 11Mbps

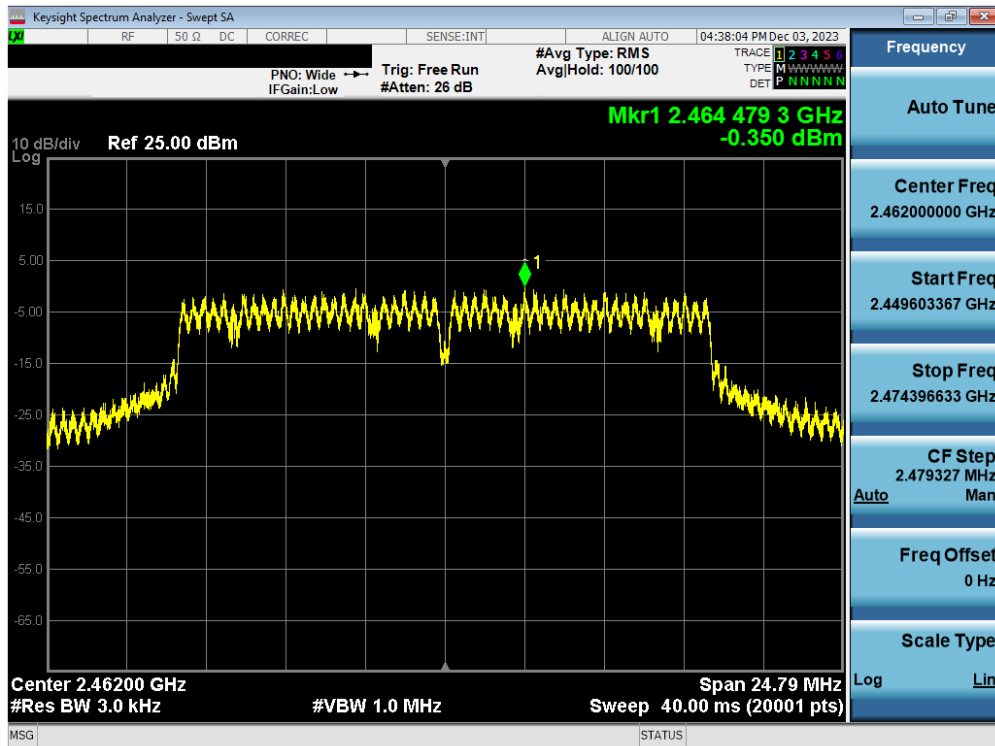


Plot 7-112. Power Spectral Density Plot Antenna WF2b (802.11g – Ch. 1) – 54Mbps

FCC ID: BCGA2898 IC: 579C-A2898		MEASUREMENT REPORT (CERTIFICATION)	Approved by: Technical Manager
Test Report S/N: 1C2311270065-03.BCG	Test Dates: 12/1/2023 - 2/20/2024	EUT Type: Tablet Device	Page 96 of 426

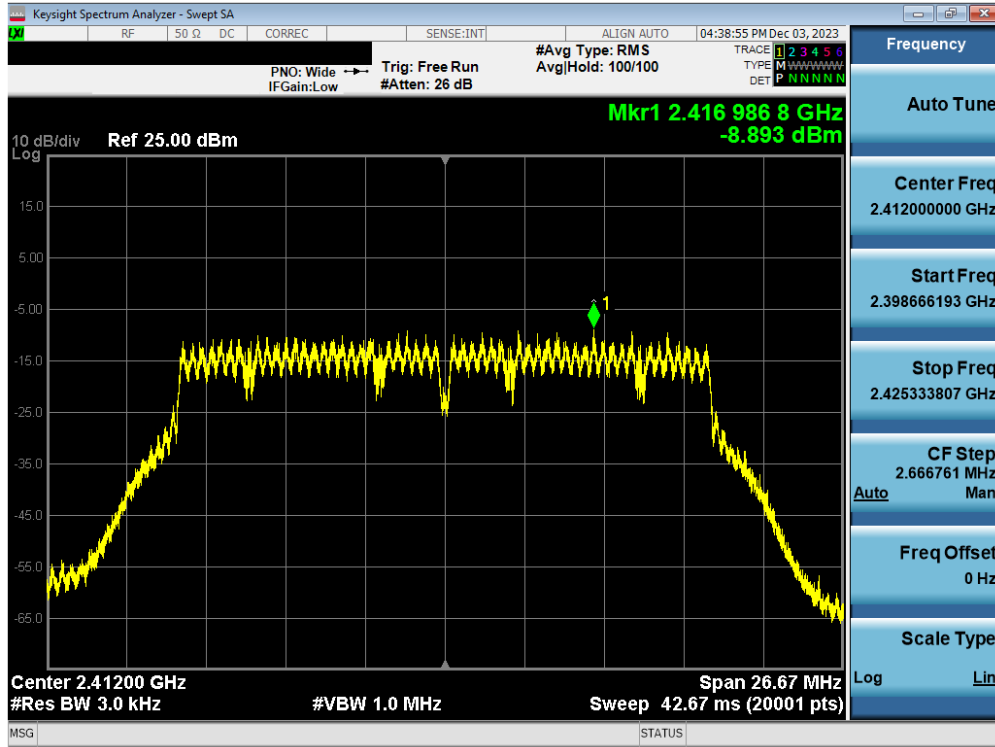


Plot 7-113. Power Spectral Density Plot Antenna WF2b (802.11g – Ch. 6) – 54Mbps

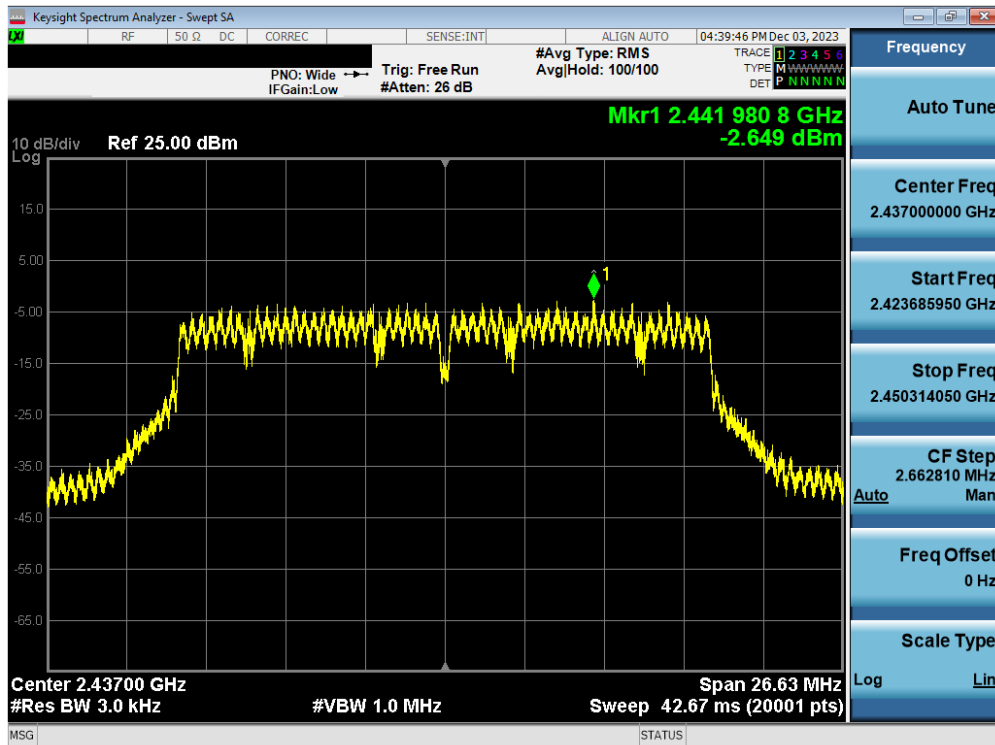


Plot 7-114. Power Spectral Density Plot Antenna WF2b (802.11g – Ch. 11) – 54Mbps

FCC ID: BCGA2898 IC: 579C-A2898		MEASUREMENT REPORT (CERTIFICATION)	Approved by: Technical Manager
Test Report S/N: 1C2311270065-03.BCG	Test Dates: 12/1/2023 - 2/20/2024	EUT Type: Tablet Device	Page 97 of 426

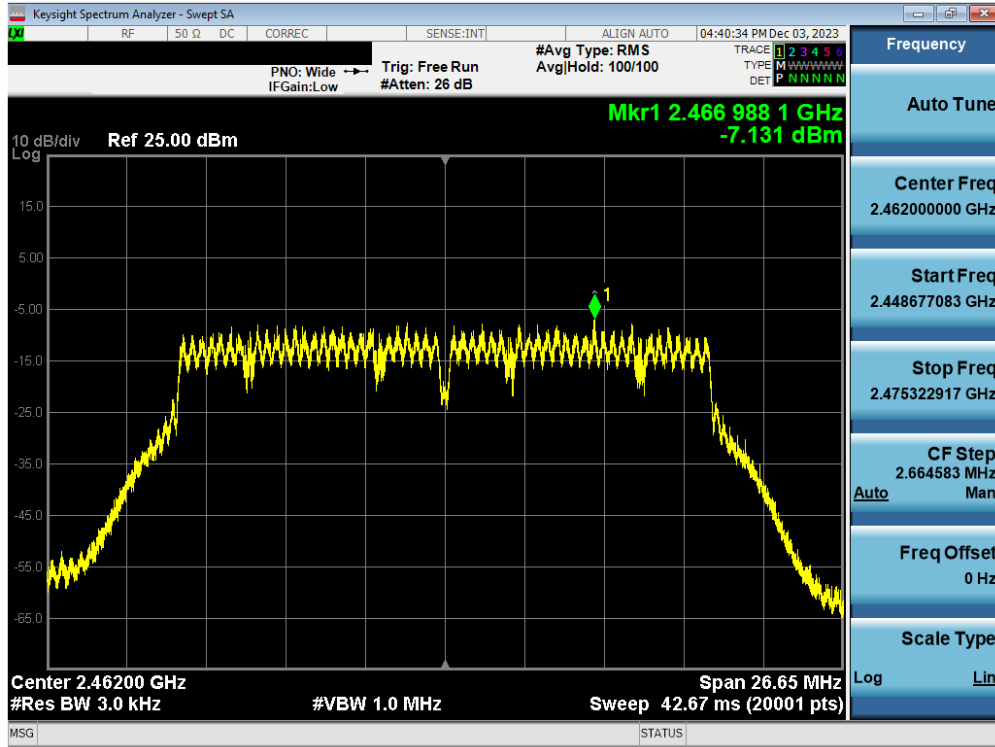


Plot 7-115. Power Spectral Density Plot Antenna WF2b (802.11n (2.4GHz) – Ch. 1) – MCS7

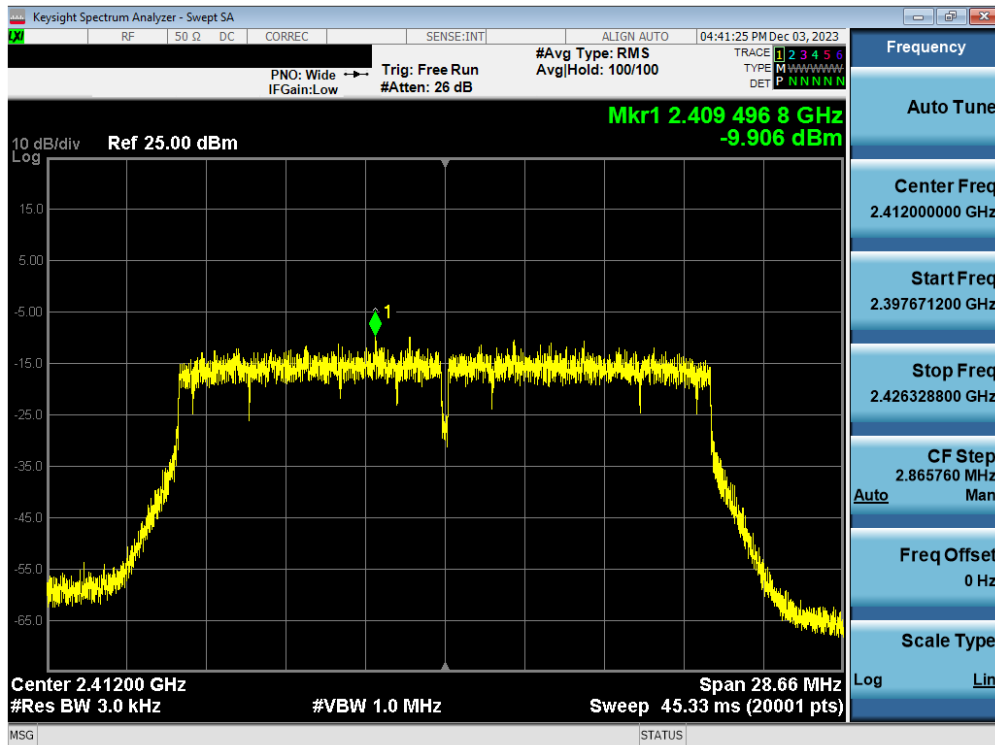


Plot 7-116. Power Spectral Density Plot Antenna WF2b (802.11n (2.4GHz) – Ch. 6) – MCS7

FCC ID: BCGA2898 IC: 579C-A2898		MEASUREMENT REPORT (CERTIFICATION)	Approved by: Technical Manager
Test Report S/N: 1C2311270065-03.BCG	Test Dates: 12/1/2023 - 2/20/2024	EUT Type: Tablet Device	Page 98 of 426

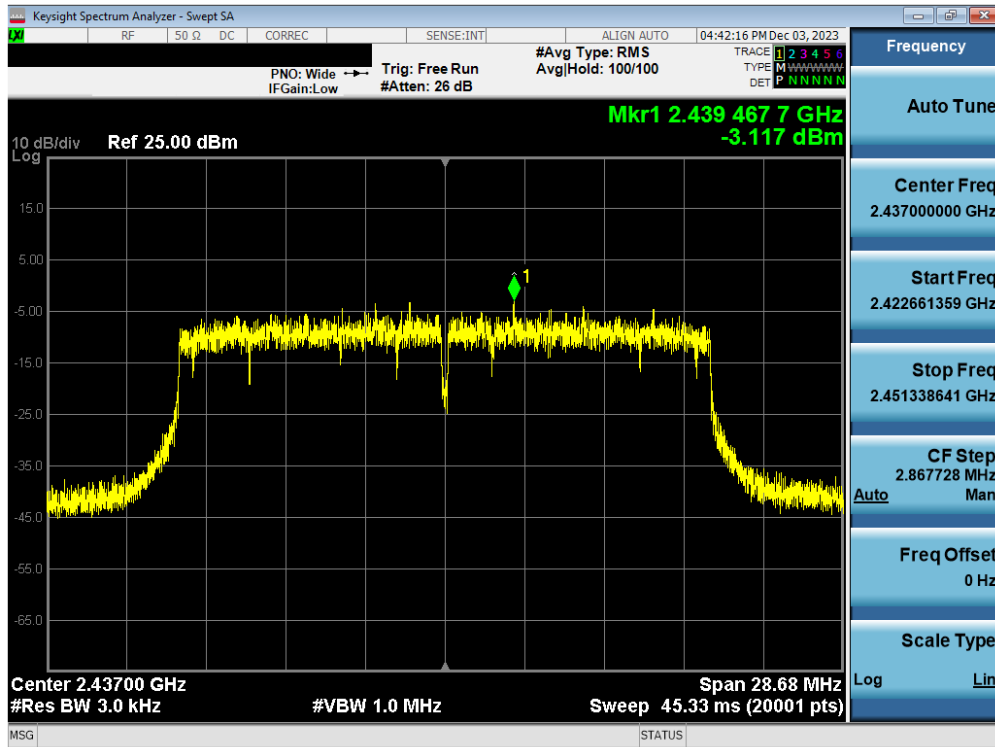


Plot 7-117. Power Spectral Density Plot Antenna WF2b (802.11n (2.4GHz) – Ch. 11) – MCS7

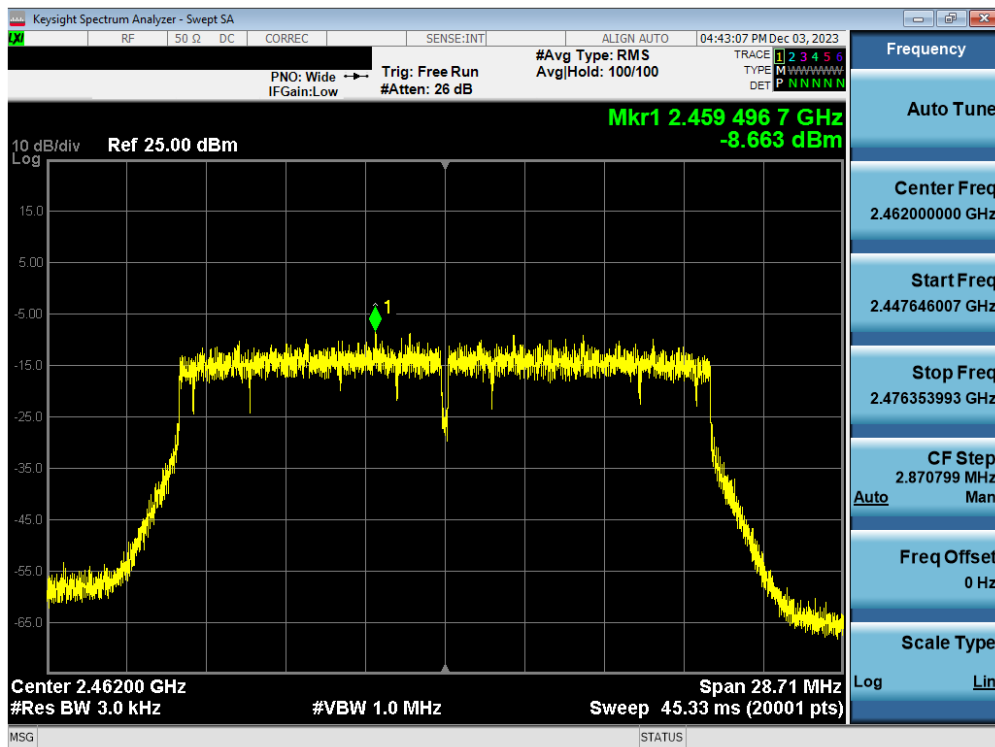


Plot 7-118. Power Spectral Density Plot Antenna WF2b (802.11ax(SU) - (2.4GHz) – Ch. 1) – MCS9

FCC ID: BCGA2898 IC: 579C-A2898		MEASUREMENT REPORT (CERTIFICATION)	Approved by: Technical Manager
Test Report S/N: 1C2311270065-03.BCG	Test Dates: 12/1/2023 - 2/20/2024	EUT Type: Tablet Device	Page 99 of 426



Plot 7-119. Power Spectral Density Plot Antenna WF2b (802.11ax(SU)) - (2.4GHz) – Ch. 6) – MCS9



Plot 7-120. Power Spectral Density Plot Antenna WF2b (802.11ax(SU)) - (2.4GHz) – Ch. 11) – MCS9

FCC ID: BCGA2898 IC: 579C-A2898		MEASUREMENT REPORT (CERTIFICATION)	Approved by: Technical Manager
Test Report S/N: 1C2311270065-03.BCG	Test Dates: 12/1/2023 - 2/20/2024	EUT Type: Tablet Device	Page 100 of 426

7.4.3 CDD Power Spectral Density Measurements

Frequency [MHz]	Channel No.	802.11 MODE	Mode	Data Rate [Mbps]	Antenna WF7b Power Density [dBm/3kHz]	Antenna WF2b Power Density [dBm/3kHz]	Summed Power Density [dBm/3kHz]	Max Power Density [dBm/3kHz]	Margin [dB]	Pass/Fail
2412	1	g	CDD	12	-8.69	-9.25	-5.95	8.00	-13.95	Pass
2437	6	g	CDD	12	-1.27	0.21	2.54	8.00	-5.46	Pass
2462	11	g	CDD	12	-6.86	-6.63	-3.73	8.00	-11.73	Pass
2412	1	n	CDD	39/43.3 (MCS10)	-9.38	-9.22	-6.29	8.00	-14.29	Pass
2437	6	n	CDD	39/43.3 (MCS10)	-1.35	-2.30	1.21	8.00	-6.79	Pass
2462	11	n	CDD	39/43.3 (MCS10)	-6.64	-5.77	-3.17	8.00	-11.17	Pass
2412	1	ax (SU)	CDD	48/51.6 (MCS2)	-10.62	-10.35	-7.47	8.00	-15.47	Pass
2437	6	ax (SU)	CDD	48/51.6 (MCS2)	-3.71	-3.36	-0.52	8.00	-8.52	Pass
2462	11	ax (SU)	CDD	48/51.6 (MCS2)	-8.60	-8.73	-5.65	8.00	-13.65	Pass

Table 7-44. Conducted Power Density Measurements CDD (Low Data Rate)

Frequency [MHz]	Channel No.	802.11 MODE	Mode	Data Rate [Mbps]	Antenna WF7b Power Density [dBm/3kHz]	Antenna WF2b Power Density [dBm/3kHz]	Summed Power Density [dBm/3kHz]	Max Power Density [dBm/3kHz]	Margin [dB]	Pass/Fail
2412	1	g	CDD	24	-10.34	-9.28	-6.77	8.00	-14.77	Pass
2437	6	g	CDD	24	-1.95	-1.86	1.10	8.00	-6.90	Pass
2462	11	g	CDD	24	-7.15	-7.03	-4.08	8.00	-12.08	Pass
2412	1	n	CDD	78/86.7 (MCS12)	-9.00	-9.20	-6.09	8.00	-14.09	Pass
2437	6	n	CDD	78/86.7 (MCS12)	-0.37	-1.55	2.09	8.00	-5.91	Pass
2462	11	n	CDD	78/86.7 (MCS12)	-6.52	-6.58	-3.54	8.00	-11.54	Pass
2412	1	ax (SU)	CDD	98/103.2 (MCS4)	-10.02	-10.35	-7.17	8.00	-15.17	Pass
2437	6	ax (SU)	CDD	98/103.2 (MCS4)	-3.27	-4.16	-0.68	8.00	-8.68	Pass
2462	11	ax (SU)	CDD	98/103.2 (MCS4)	-9.31	-9.10	-6.19	8.00	-14.19	Pass

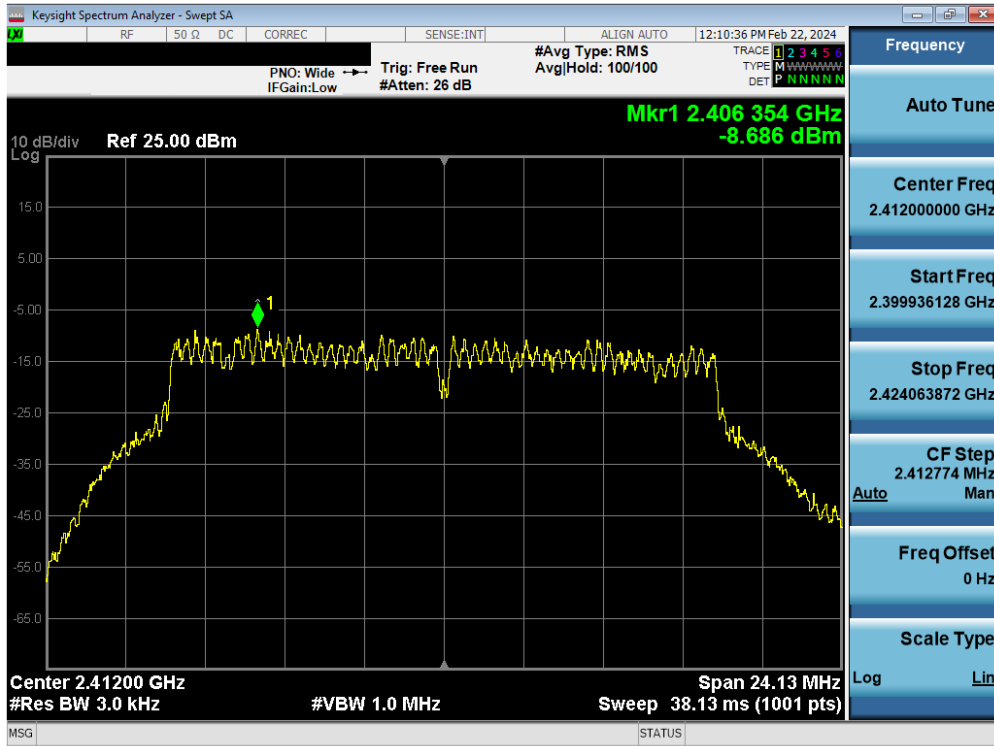
Table 7-45. Conducted Power Density Measurements CDD (Mid Data Rate)

Frequency [MHz]	Channel No.	802.11 MODE	Mode	Data Rate [Mbps]	Antenna WF7b Power Density [dBm/3kHz]	Antenna WF2b Power Density [dBm/3kHz]	Summed Power Density [dBm/3kHz]	Max Power Density [dBm/3kHz]	Margin [dB]	Pass/Fail
2412	1	g	CDD	54	-11.28	-10.99	-8.12	8.00	-16.12	Pass
2437	6	g	CDD	54	-3.46	-3.64	-0.54	8.00	-8.54	Pass
2462	11	g	CDD	54	-9.31	-9.26	-6.28	8.00	-14.28	Pass
2412	1	n	CDD	130/144.4 (MCS15)	-9.20	-9.00	-6.09	8.00	-14.09	Pass
2437	6	n	CDD	130/144.4 (MCS15)	-2.49	-1.79	0.89	8.00	-7.11	Pass
2462	11	n	CDD	130/144.4 (MCS15)	-7.73	-6.82	-4.24	8.00	-12.24	Pass
2412	1	ax (SU)	CDD	216/229.4 (MCS9)	-10.35	-10.15	-7.24	8.00	-15.24	Pass
2437	6	ax (SU)	CDD	216/229.4 (MCS9)	-2.01	-3.11	0.49	8.00	-7.51	Pass
2462	11	ax (SU)	CDD	216/229.4 (MCS9)	-8.48	-9.07	-5.76	8.00	-13.76	Pass

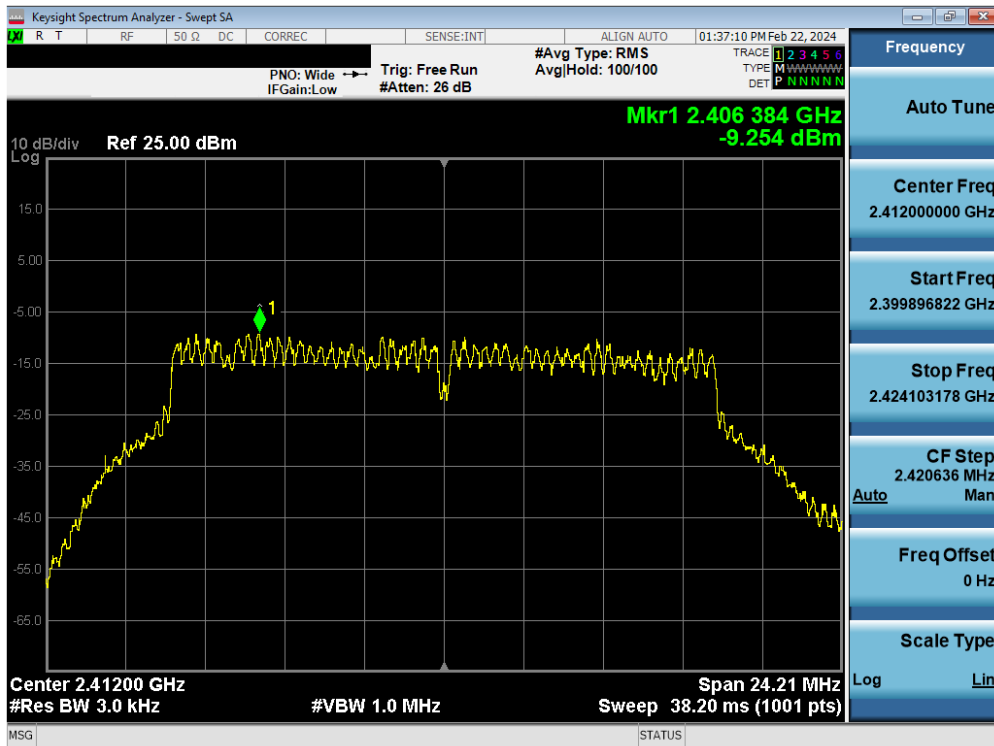
Table 7-46. Conducted Power Density Measurements CDD (High Data Rate)

FCC ID: BCGA2898 IC: 579C-A2898		MEASUREMENT REPORT (CERTIFICATION)	Approved by: Technical Manager
Test Report S/N: 1C2311270065-03.BCG	Test Dates: 12/1/2023 - 2/20/2024	EUT Type: Tablet Device	Page 101 of 426

Low Rate

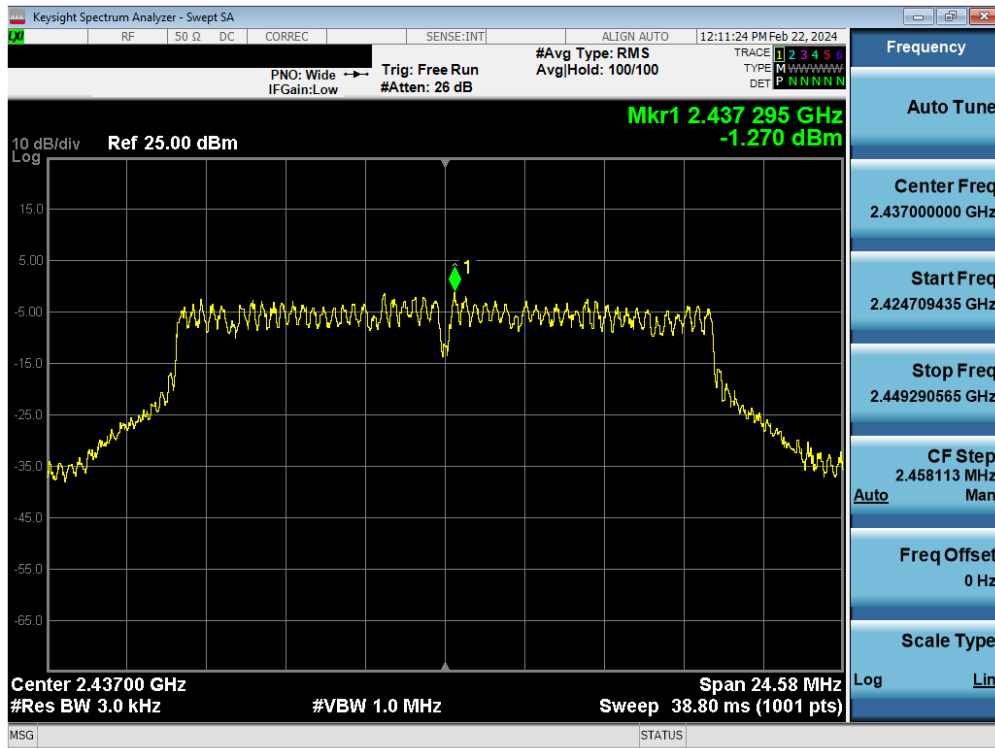


Plot 7-121. Power Spectral Density Plot CDD Antenna WF7b(802.11g) (2.4GHz) – Ch. 1) – MCS12

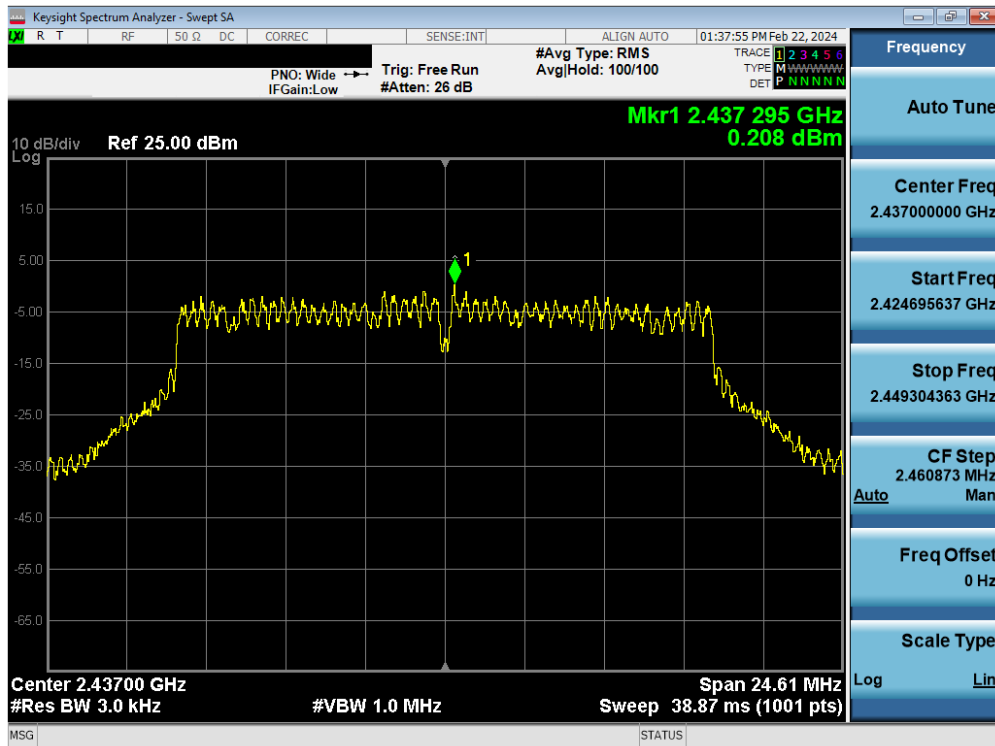


Plot 7-122. Power Spectral Density Plot CDD Antenna WF2b(802.11g) (2.4GHz) – Ch. 1) – MCS12

FCC ID: BCGA2898 IC: 579C-A2898		MEASUREMENT REPORT (CERTIFICATION)	Approved by: Technical Manager
Test Report S/N: 1C2311270065-03.BCG	Test Dates: 12/1/2023 - 2/20/2024	EUT Type: Tablet Device	Page 102 of 426

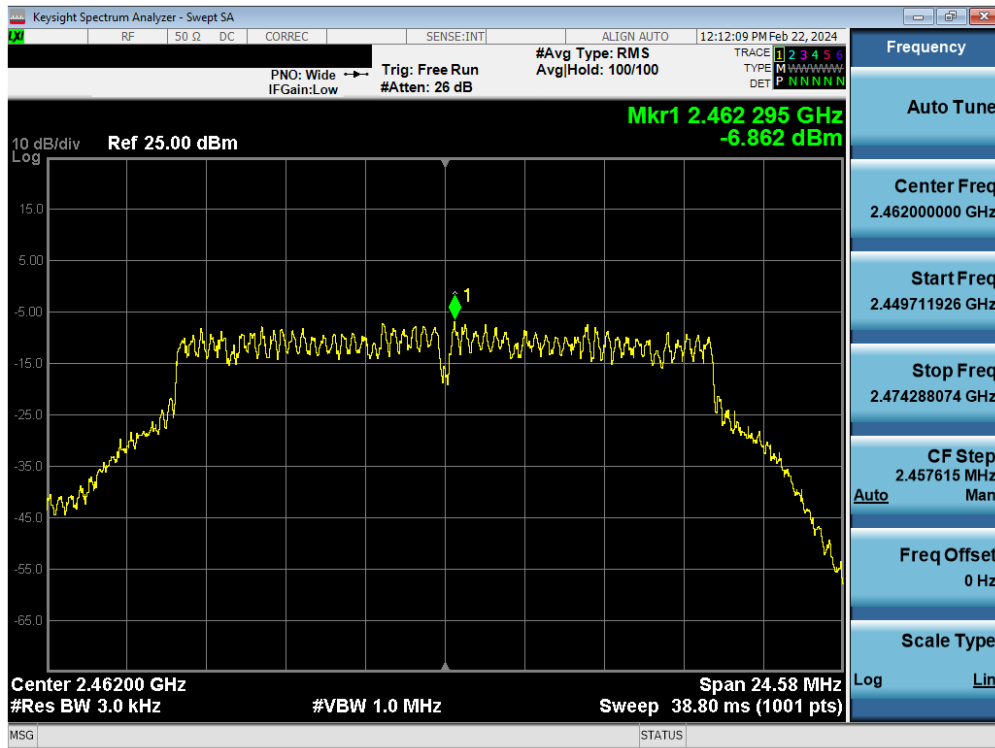


Plot 7-123. Power Spectral Density Plot CDD Antenna WF7b(802.11g) (2.4GHz) – Ch. 6) – MCS12

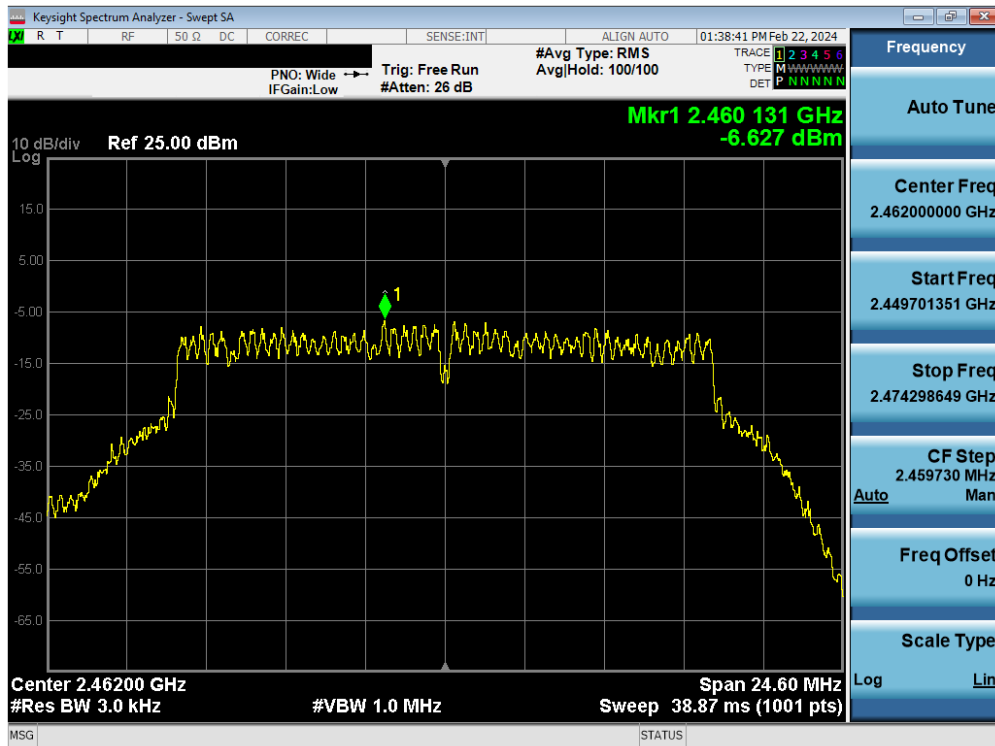


Plot 7-124. Power Spectral Density Plot CDD Antenna WF2b(802.11g) (2.4GHz) – Ch. 6) – MCS12

FCC ID: BCGA2898 IC: 579C-A2898		MEASUREMENT REPORT (CERTIFICATION)	Approved by: Technical Manager
Test Report S/N: 1C2311270065-03.BCG	Test Dates: 12/1/2023 - 2/20/2024	EUT Type: Tablet Device	Page 103 of 426

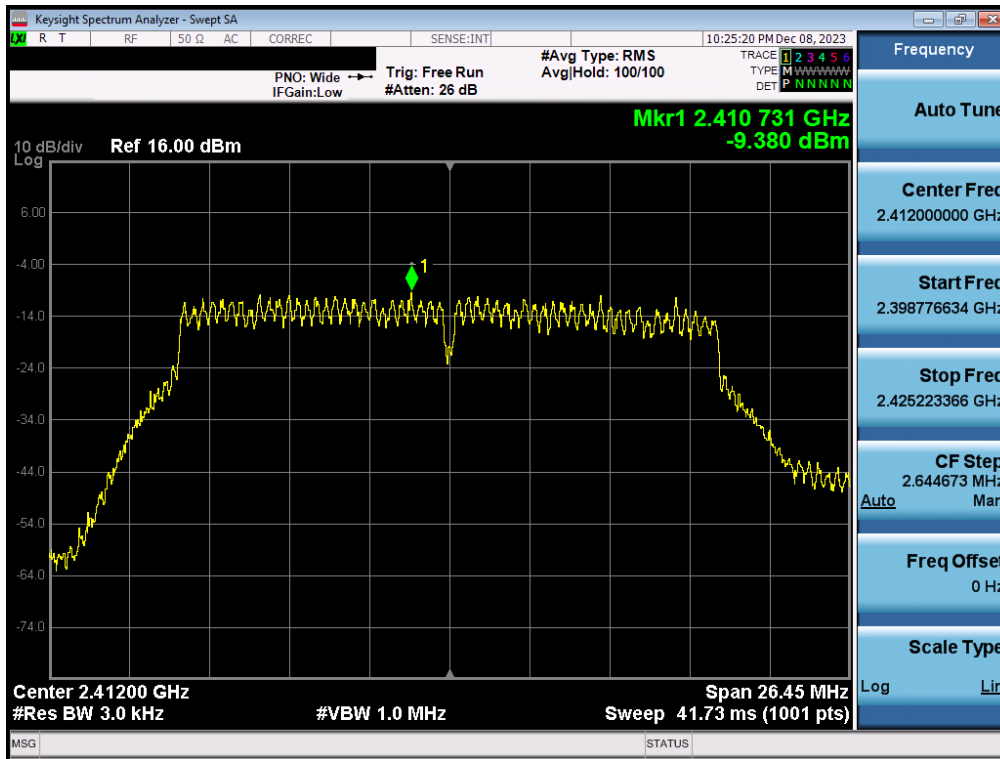


Plot 7-125. Power Spectral Density Plot CDD Antenna WF7b (802.11g (2.4GHz) – Ch. 11) – MCS12

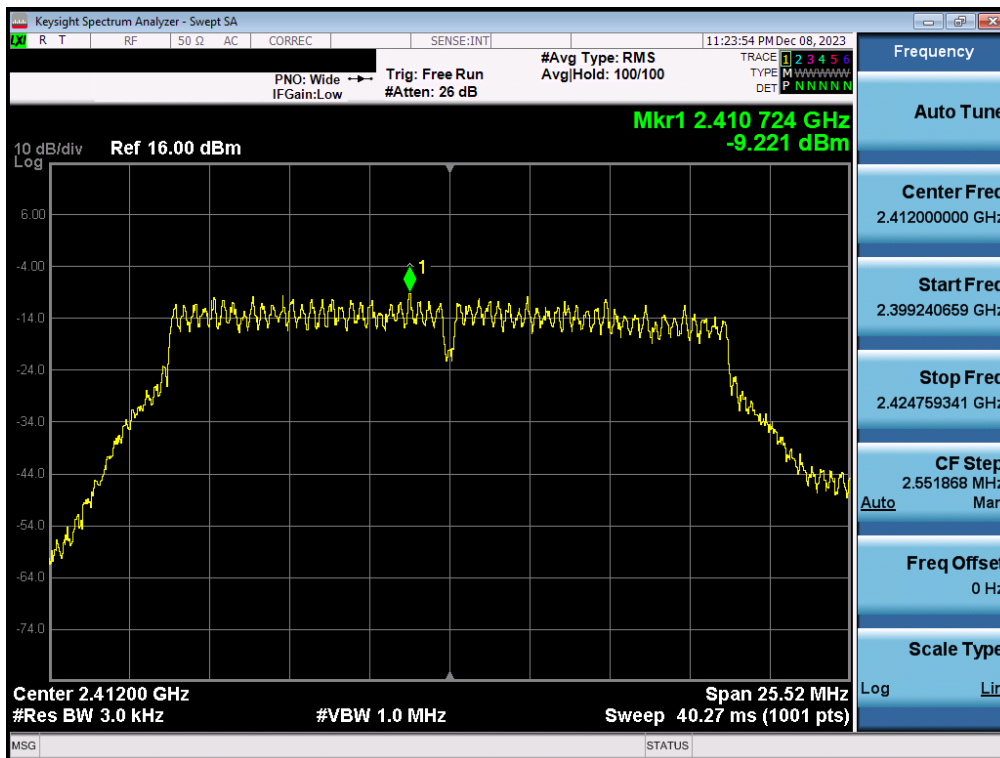


Plot 7-126. Power Spectral Density Plot CDD Antenna WF2b (802.11g (2.4GHz) – Ch. 11) – MCS12

FCC ID: BCGA2898 IC: 579C-A2898		MEASUREMENT REPORT (CERTIFICATION)	Approved by: Technical Manager
Test Report S/N: 1C2311270065-03.BCG	Test Dates: 12/1/2023 - 2/20/2024	EUT Type: Tablet Device	Page 104 of 426

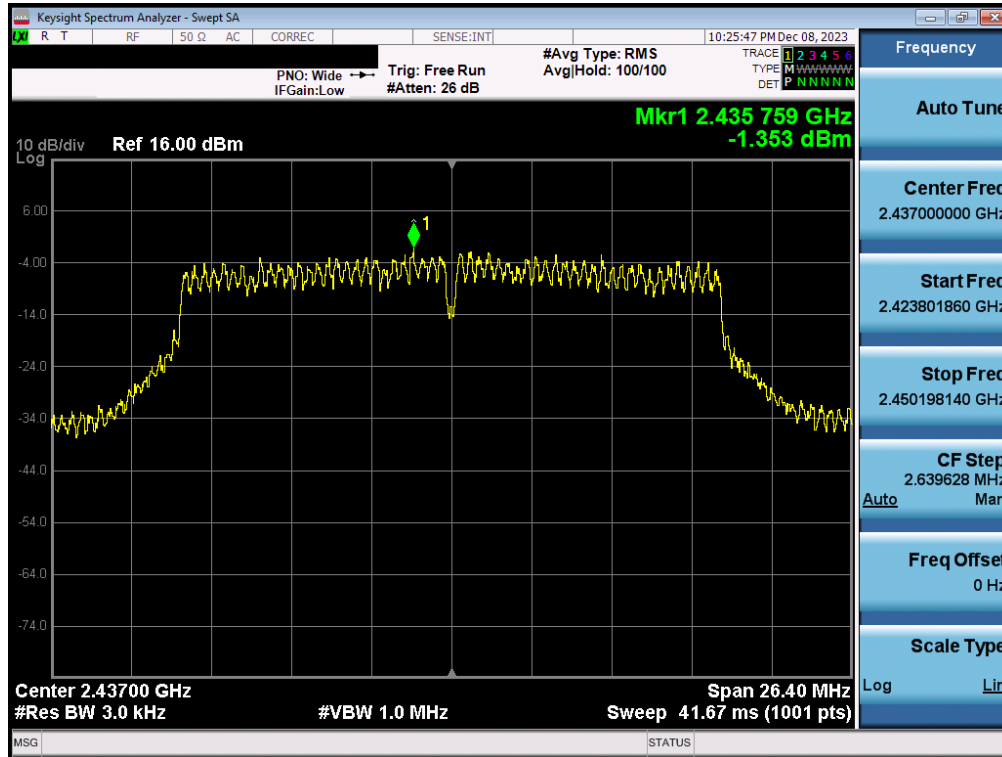


Plot 7-127. Power Spectral Density Plot CDD Antenna WF7b(802.11n (2.4GHz) – Ch. 1) – MCS10

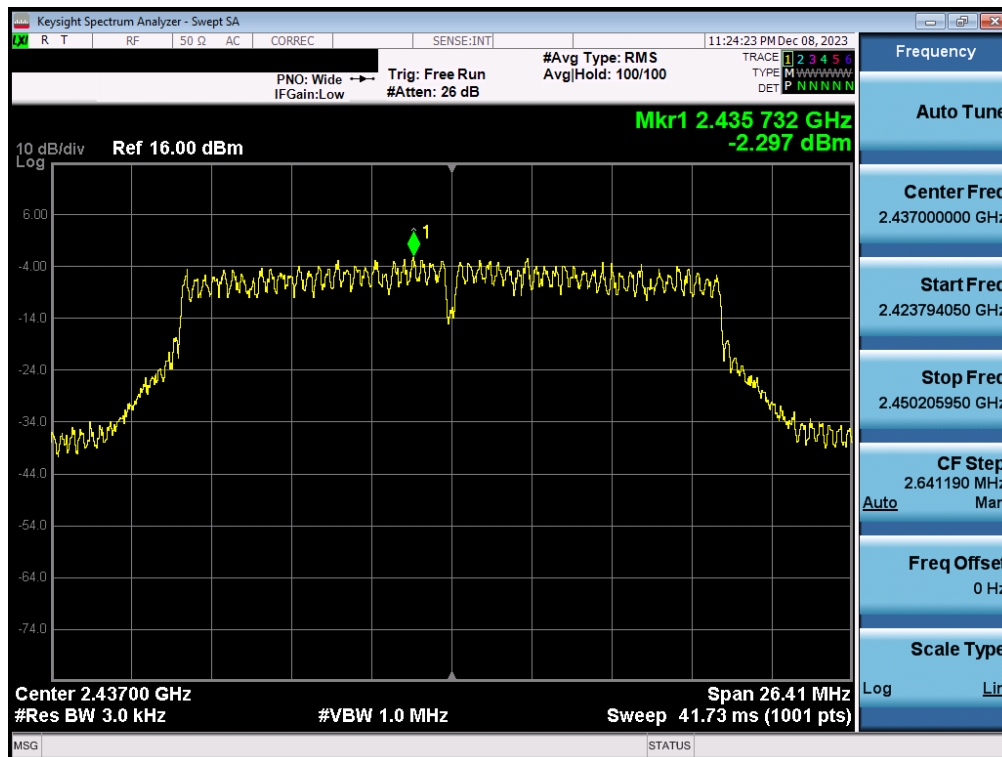


Plot 7-128. Power Spectral Density Plot CDD Antenna WF2b(802.11n (2.4GHz) – Ch. 1) – MCS10

FCC ID: BCGA2898 IC: 579C-A2898		MEASUREMENT REPORT (CERTIFICATION)	Approved by: Technical Manager
Test Report S/N: 1C2311270065-03.BCG	Test Dates: 12/1/2023 - 2/20/2024	EUT Type: Tablet Device	Page 105 of 426

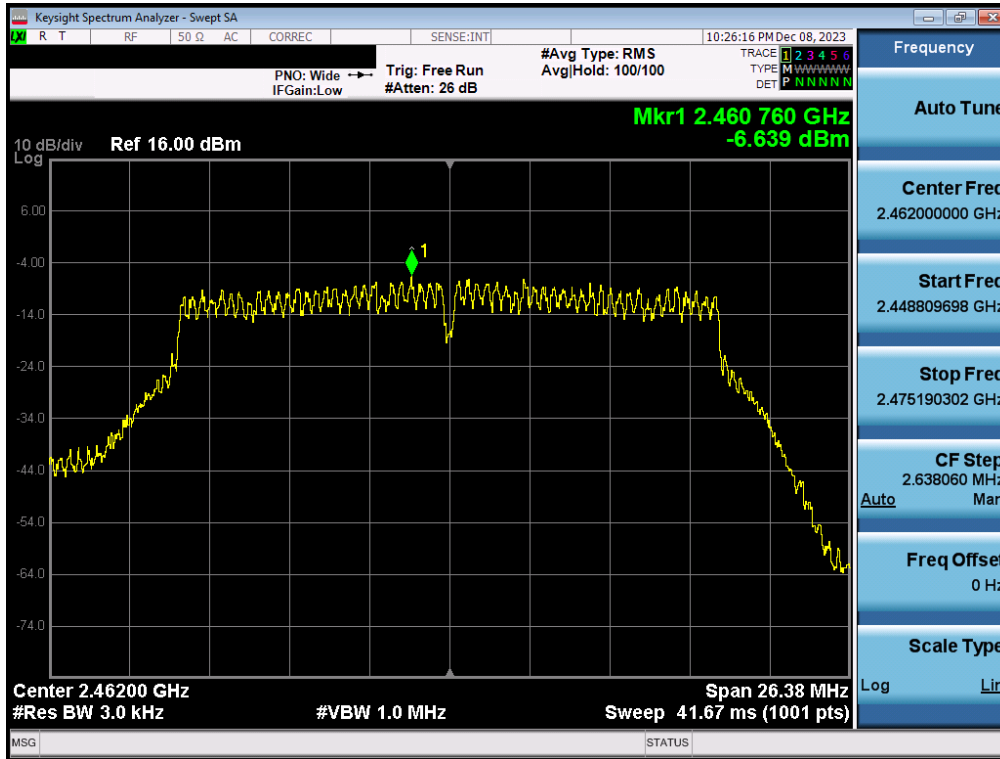


Plot 7-129. Power Spectral Density Plot CDD Antenna WF7b(802.11n (2.4GHz) – Ch. 6) – MCS10

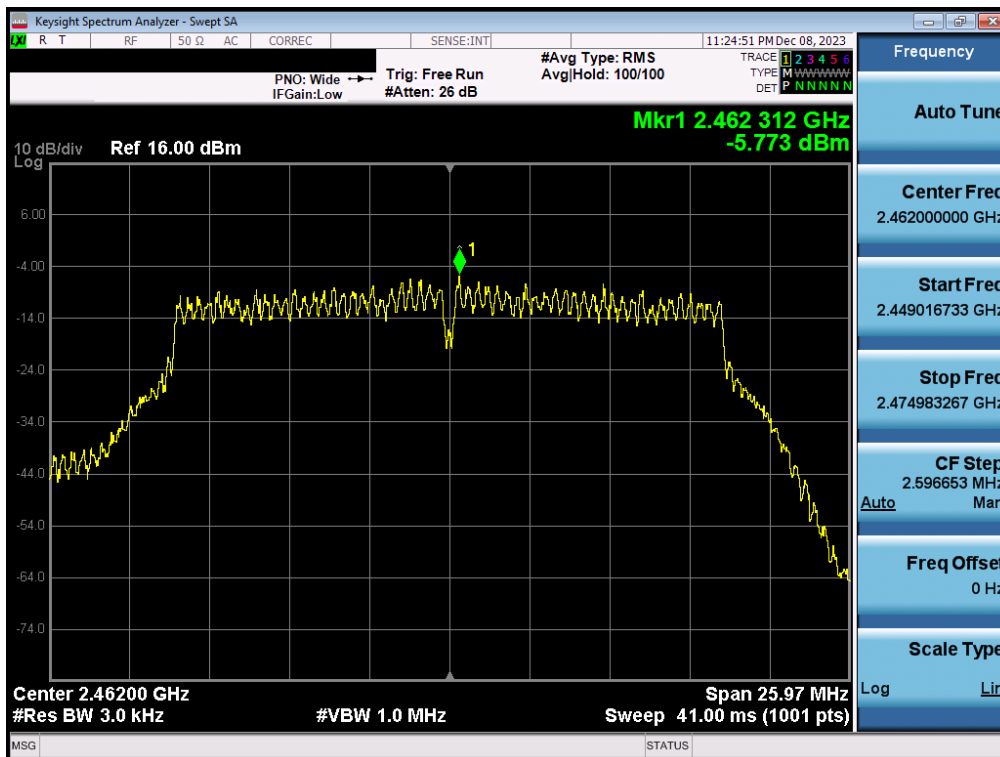


Plot 7-130. Power Spectral Density Plot CDD Antenna WF2b(802.11n (2.4GHz) – Ch. 6) – MCS10

FCC ID: BCGA2898 IC: 579C-A2898		MEASUREMENT REPORT (CERTIFICATION)	Approved by: Technical Manager
Test Report S/N: 1C2311270065-03.BCG	Test Dates: 12/1/2023 - 2/20/2024	EUT Type: Tablet Device	Page 106 of 426

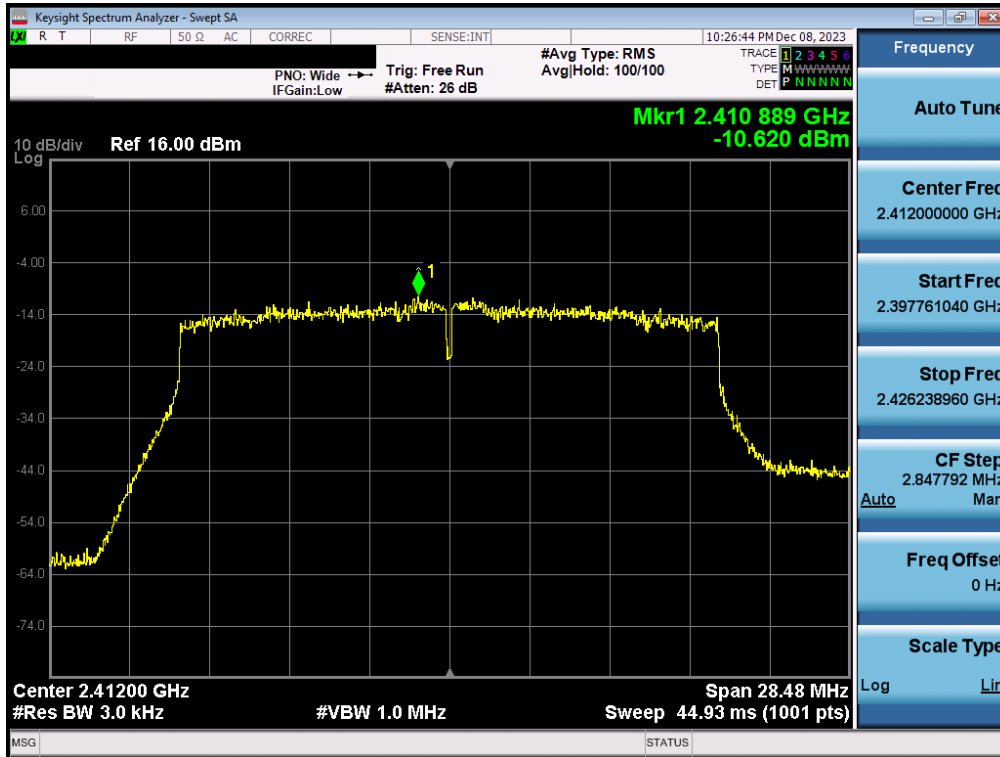


Plot 7-131. Power Spectral Density Plot CDD Antenna WF7b (802.11n (2.4GHz) – Ch. 11) – MCS10

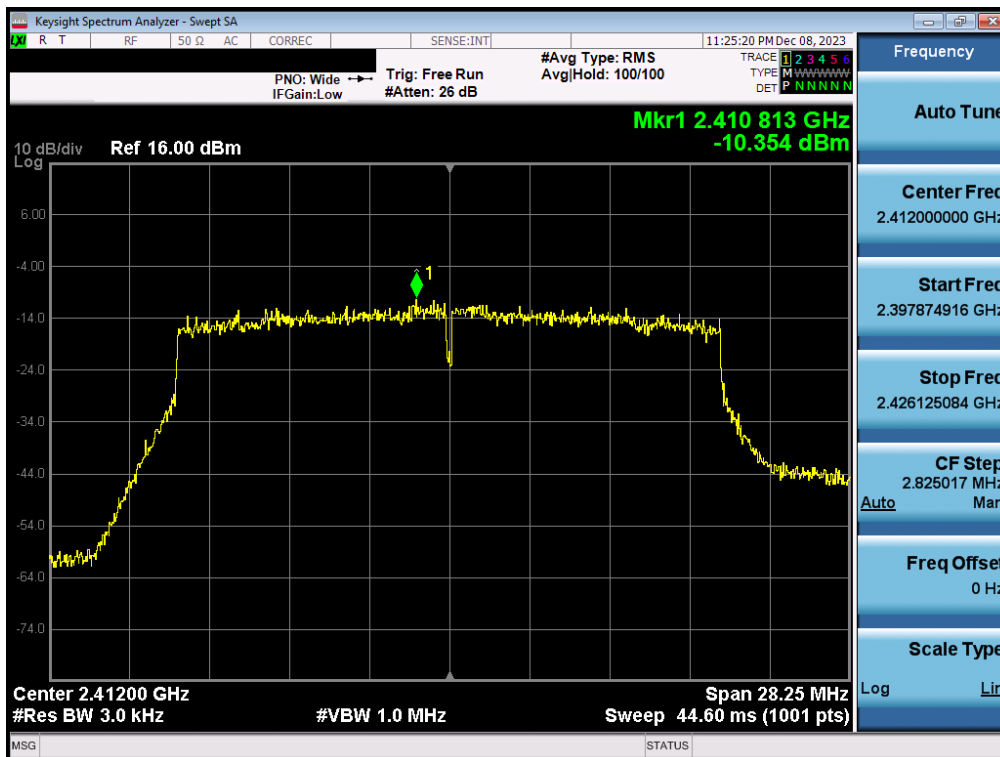


Plot 7-132. Power Spectral Density Plot CDD Antenna WF2b (802.11n (2.4GHz) – Ch. 11) – MCS10

FCC ID: BCGA2898 IC: 579C-A2898		MEASUREMENT REPORT (CERTIFICATION)	Approved by: Technical Manager
Test Report S/N: 1C2311270065-03.BCG	Test Dates: 12/1/2023 - 2/20/2024	EUT Type: Tablet Device	Page 107 of 426

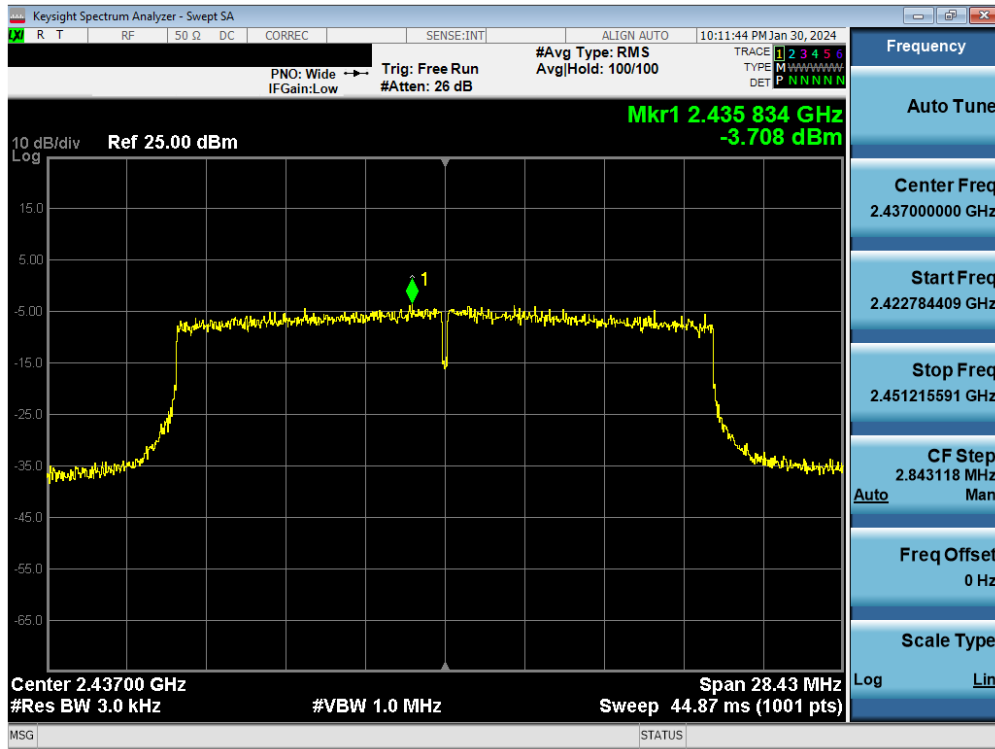


Plot 7-133. Power Spectral Density Plot CDD Antenna WF7b (802.11ax(SU) - (2.4GHz) – Ch. 1) – MCS2

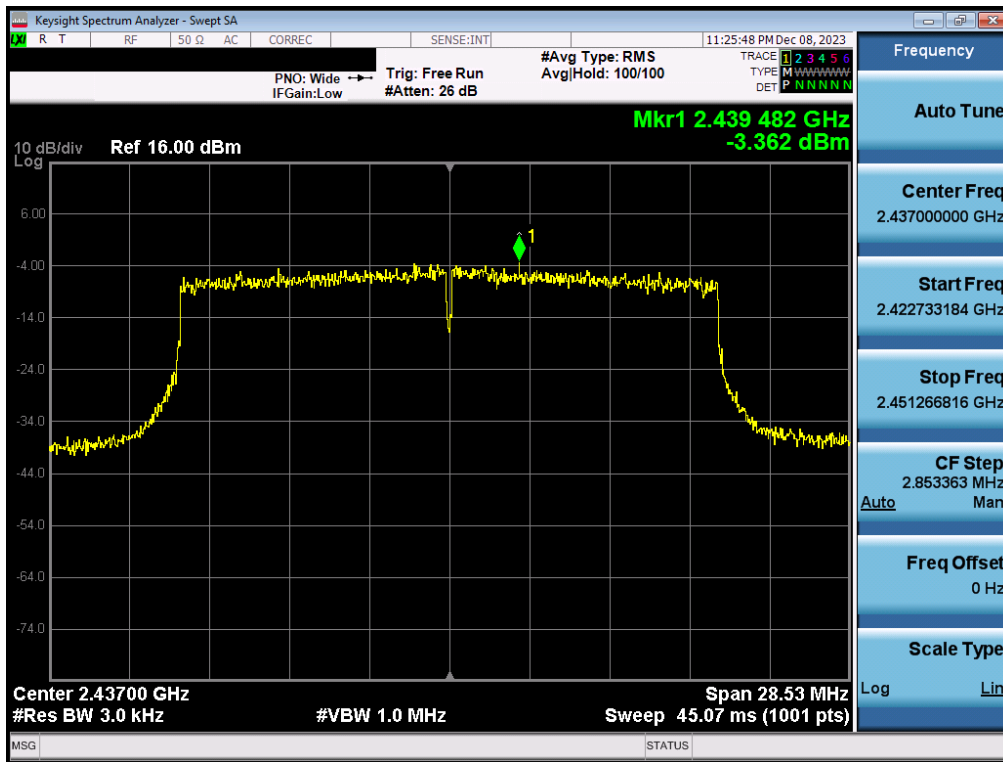


Plot 7-134. Power Spectral Density Plot CDD Antenna WF2b (802.11ax(SU) - (2.4GHz) – Ch. 1) – MCS2

FCC ID: BCGA2898 IC: 579C-A2898		MEASUREMENT REPORT (CERTIFICATION)	Approved by: Technical Manager
Test Report S/N: 1C2311270065-03.BCG	Test Dates: 12/1/2023 - 2/20/2024	EUT Type: Tablet Device	Page 108 of 426

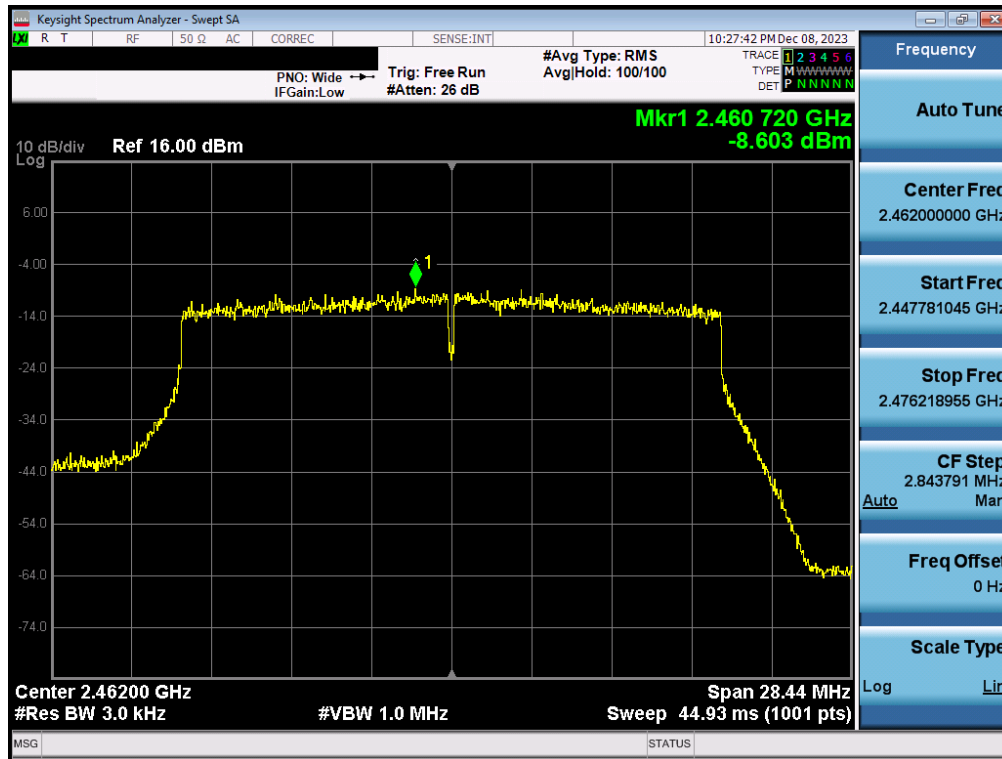


Plot 7-135. Power Spectral Density Plot CDD Antenna WF7b (802.11ax(SU) - (2.4GHz) – Ch. 6) – MCS2

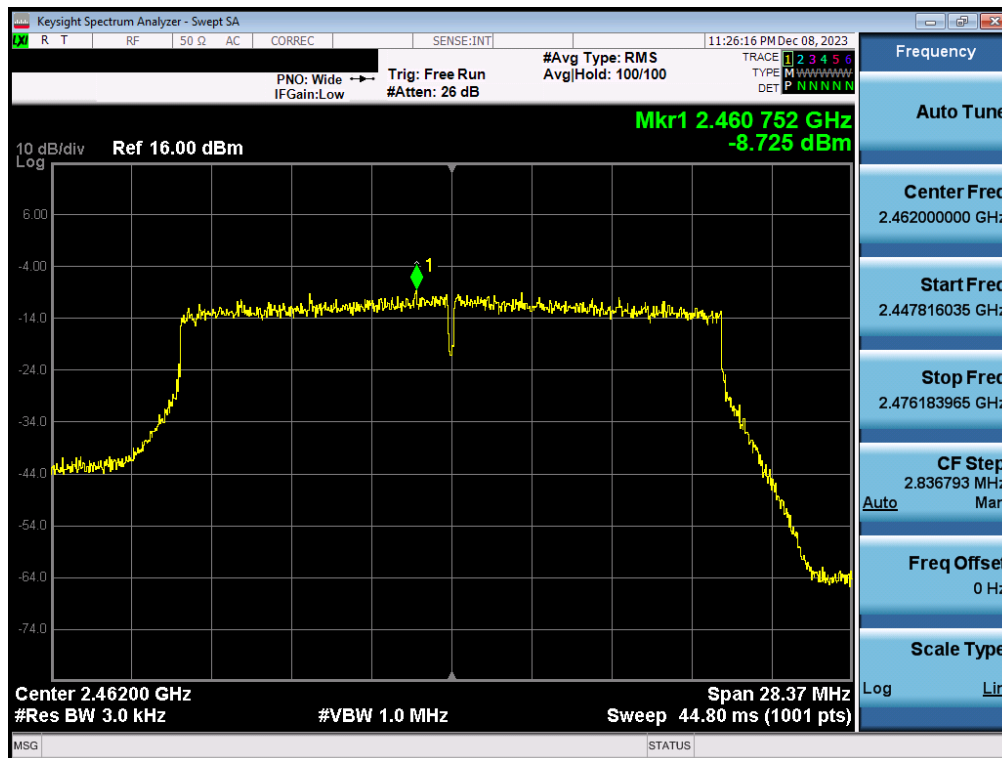


Plot 7-136. Power Spectral Density Plot CDD Antenna WF2b (802.11ax(SU) - (2.4GHz) – Ch. 6) – MCS2

FCC ID: BCGA2898 IC: 579C-A2898	element	MEASUREMENT REPORT (CERTIFICATION)	Approved by: Technical Manager
Test Report S/N: 1C2311270065-03.BCG	Test Dates: 12/1/2023 - 2/20/2024	EUT Type: Tablet Device	Page 109 of 426



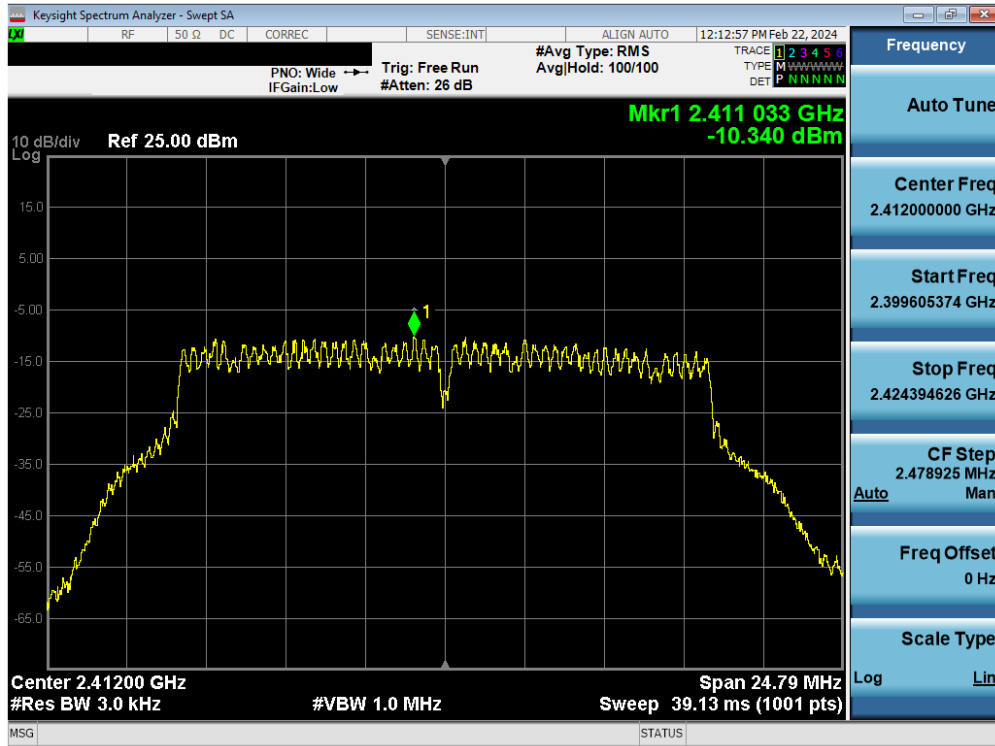
Plot 7-137. Power Spectral Density Plot CDD Antenna WF7b (802.11ax(SU) - (2.4GHz) – Ch. 11) – MCS2



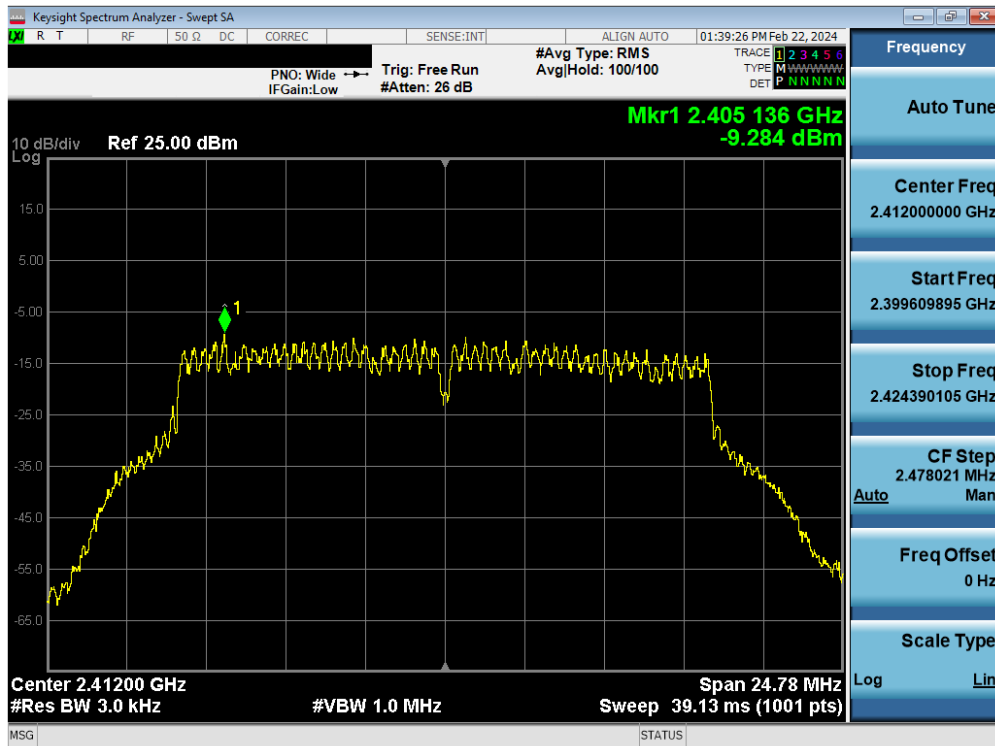
Plot 7-138. Power Spectral Density Plot CDD Antenna WF2b (802.11ax(SU) - (2.4GHz) – Ch. 11) – MCS2

FCC ID: BCGA2898 IC: 579C-A2898		MEASUREMENT REPORT (CERTIFICATION)	Approved by: Technical Manager
Test Report S/N: 1C2311270065-03.BCG	Test Dates: 12/1/2023 - 2/20/2024	EUT Type: Tablet Device	Page 110 of 426

Mid Rate

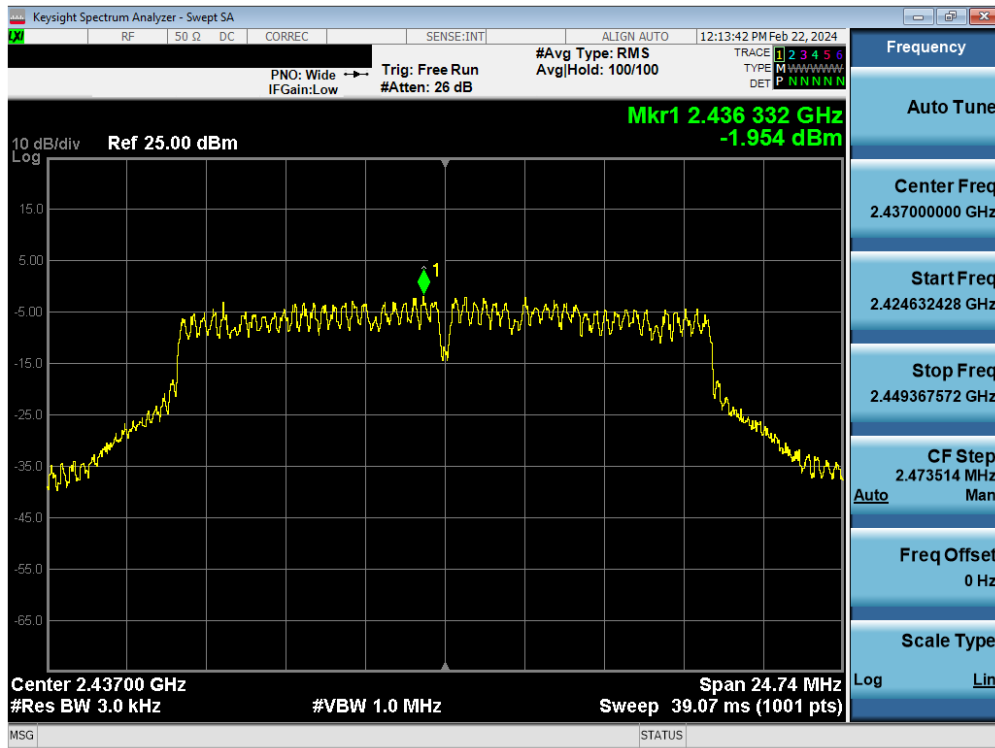


Plot 7-139. Power Spectral Density Plot CDD Antenna WF7b(802.11g) (2.4GHz) – Ch. 1) – MCS24

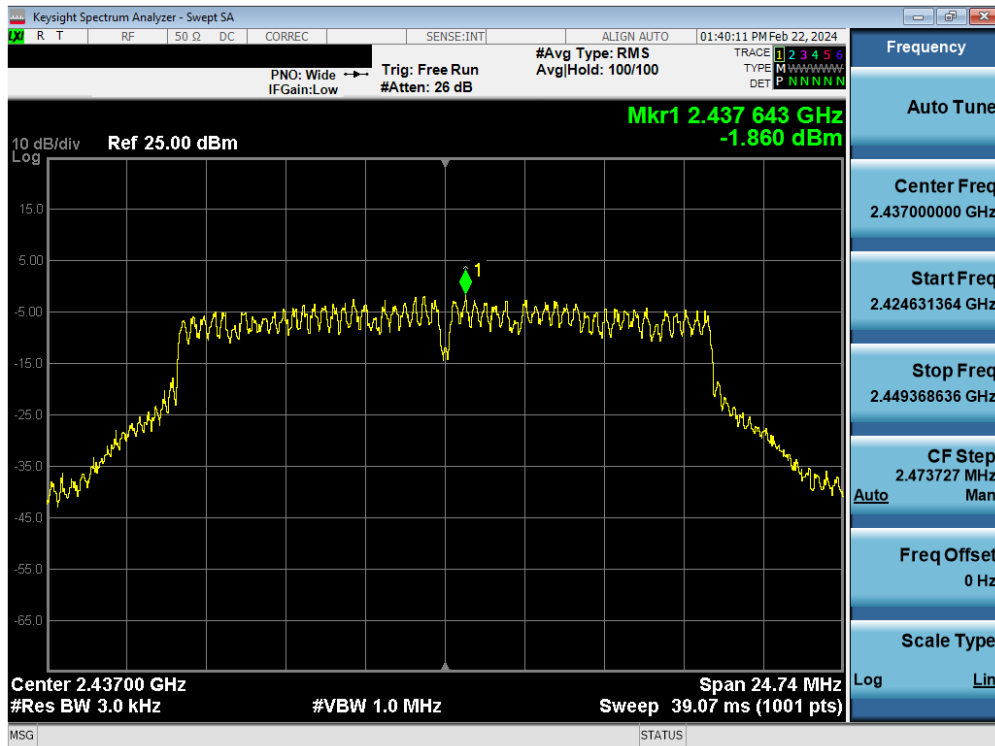


Plot 7-140. Power Spectral Density Plot CDD Antenna WF2b(802.11g) (2.4GHz) – Ch. 1) – MCS24

FCC ID: BCGA2898 IC: 579C-A2898		MEASUREMENT REPORT (CERTIFICATION)	Approved by: Technical Manager
Test Report S/N: 1C2311270065-03.BCG	Test Dates: 12/1/2023 - 2/20/2024	EUT Type: Tablet Device	Page 111 of 426

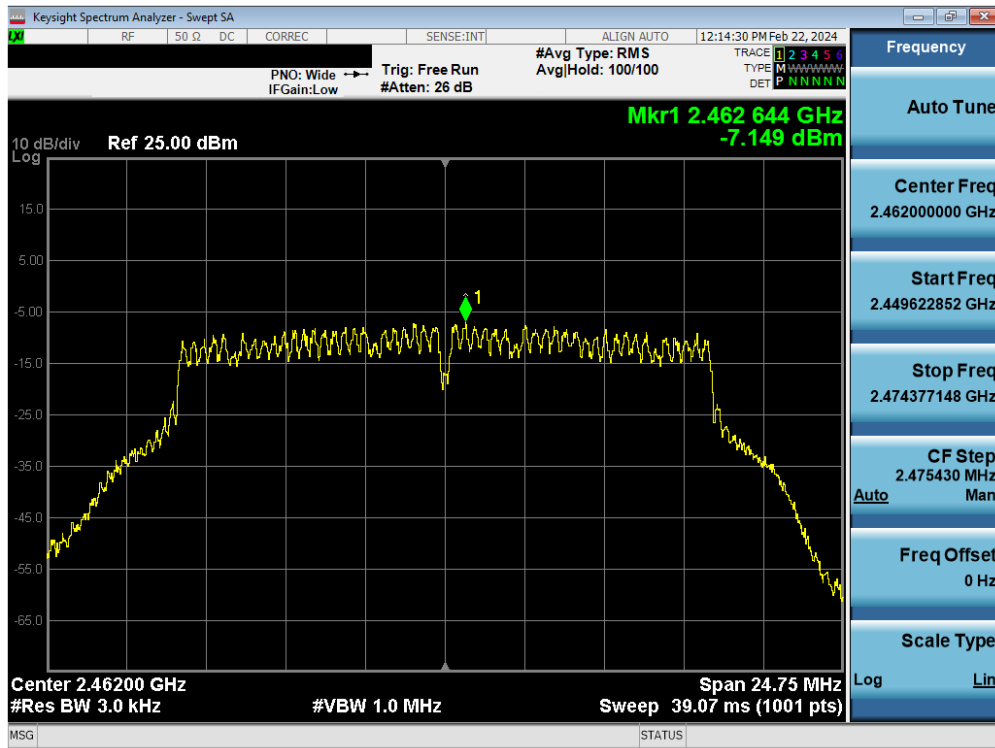


Plot 7-141. Power Spectral Density Plot CDD Antenna WF7b(802.11g) (2.4GHz) – Ch. 6) – MCS24

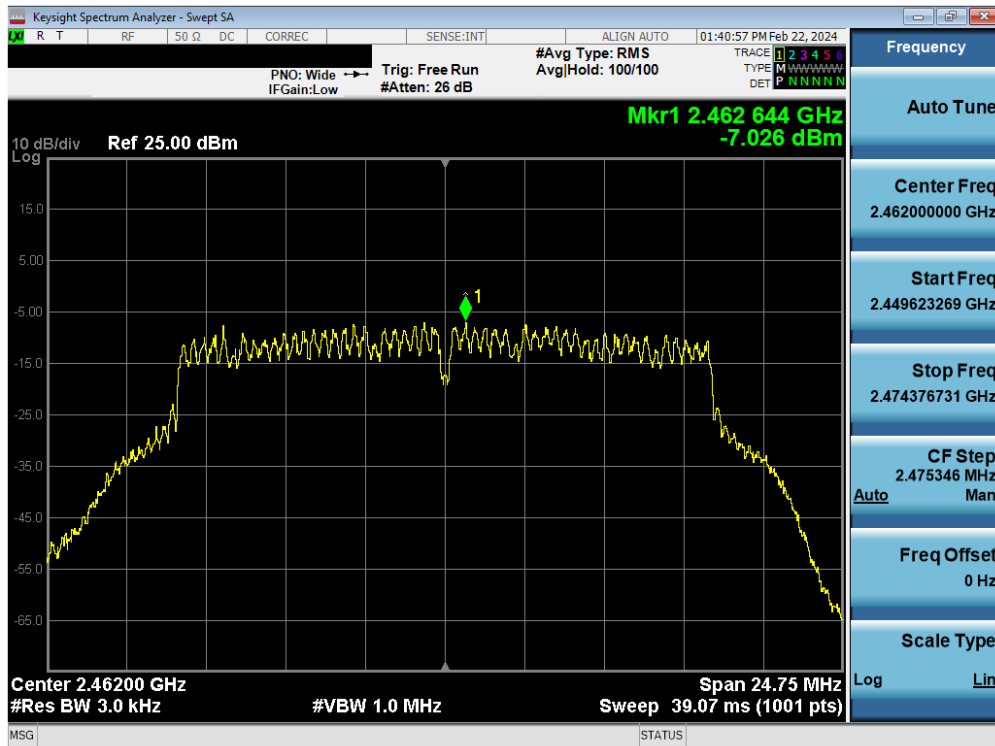


Plot 7-142. Power Spectral Density Plot CDD Antenna WF2b(802.11g) (2.4GHz) – Ch. 6) – MCS24

FCC ID: BCGA2898 IC: 579C-A2898		MEASUREMENT REPORT (CERTIFICATION)	Approved by: Technical Manager
Test Report S/N: 1C2311270065-03.BCG	Test Dates: 12/1/2023 - 2/20/2024	EUT Type: Tablet Device	Page 112 of 426

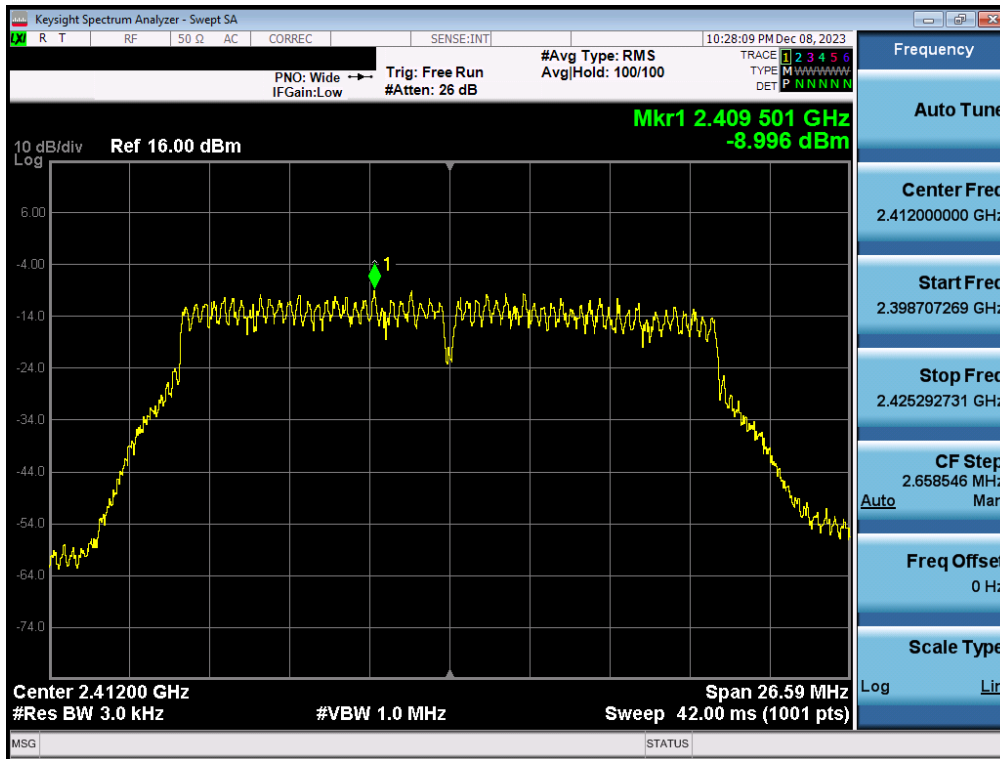


Plot 7-143. Power Spectral Density Plot CDD Antenna WF7b (802.11g (2.4GHz) – Ch. 11) – MCS24

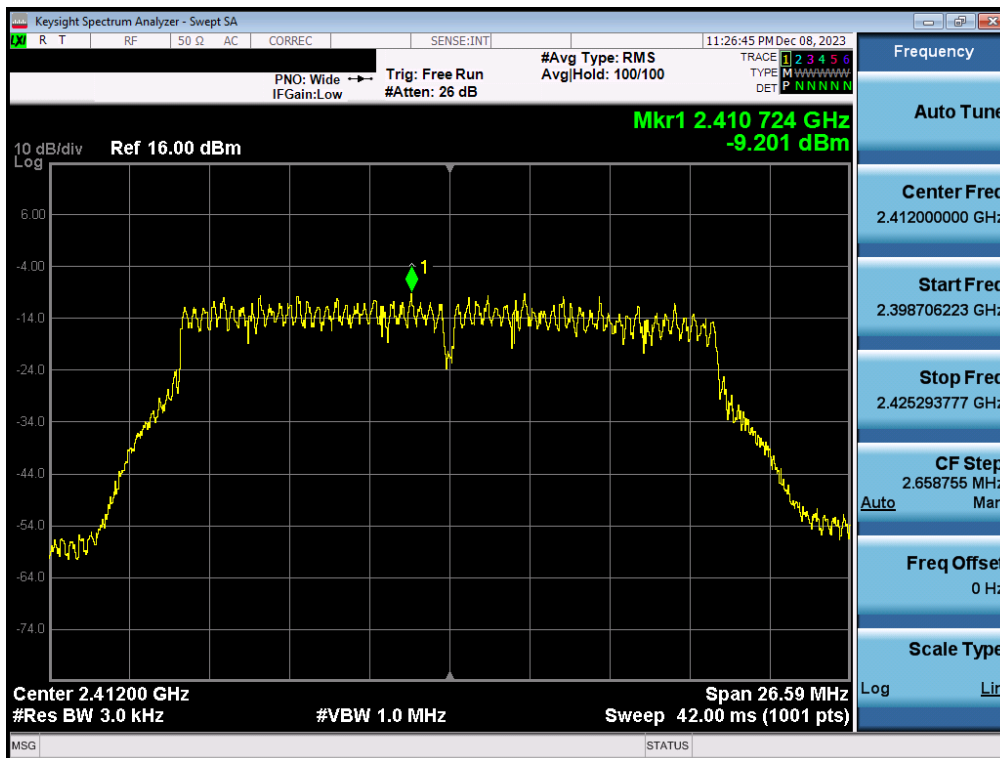


Plot 7-144. Power Spectral Density Plot CDD Antenna WF2b (802.11g (2.4GHz) – Ch. 11) – MCS24

FCC ID: BCGA2898 IC: 579C-A2898		MEASUREMENT REPORT (CERTIFICATION)	Approved by: Technical Manager
Test Report S/N: 1C2311270065-03.BCG	Test Dates: 12/1/2023 - 2/20/2024	EUT Type: Tablet Device	Page 113 of 426

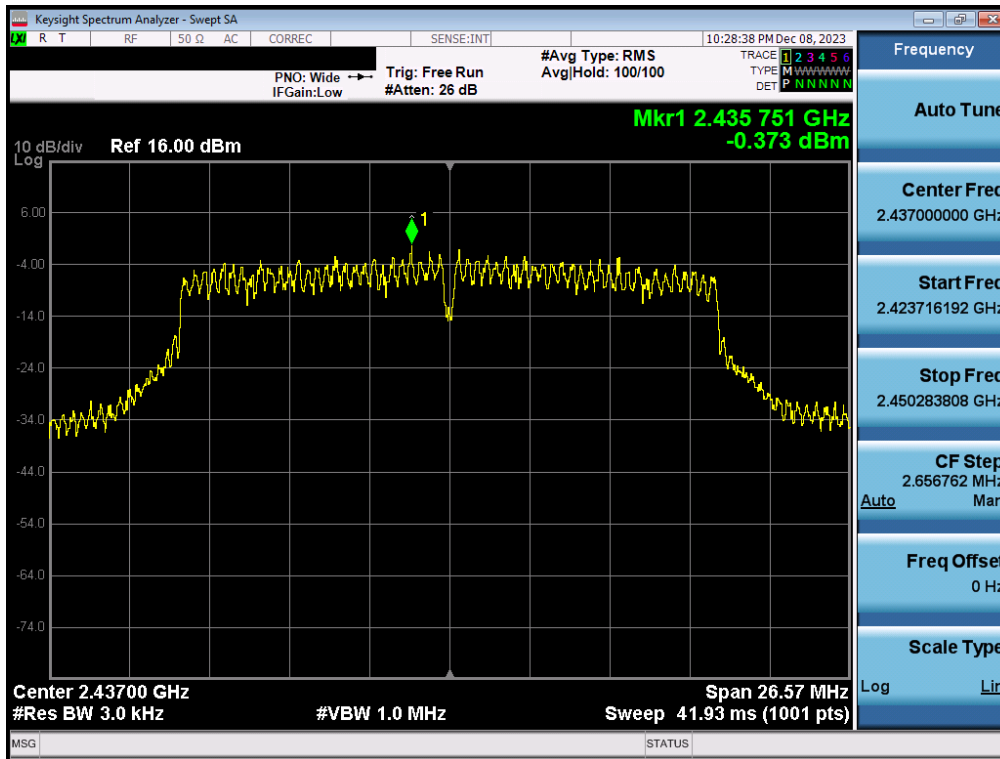


Plot 7-145. Power Spectral Density Plot CDD Antenna WF7b(802.11n (2.4GHz) – Ch. 1) – MCS12

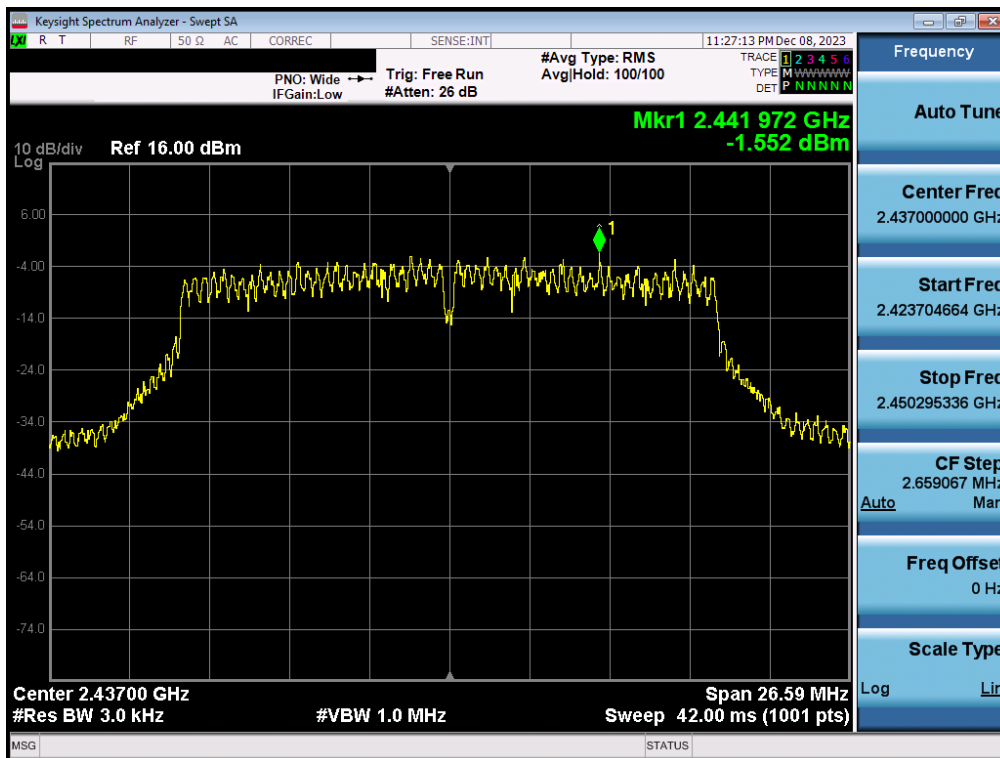


Plot 7-146. Power Spectral Density Plot CDD Antenna WF2b(802.11n (2.4GHz) – Ch. 1) – MCS12

FCC ID: BCGA2898 IC: 579C-A2898		MEASUREMENT REPORT (CERTIFICATION)	Approved by: Technical Manager
Test Report S/N: 1C2311270065-03.BCG	Test Dates: 12/1/2023 - 2/20/2024	EUT Type: Tablet Device	Page 114 of 426

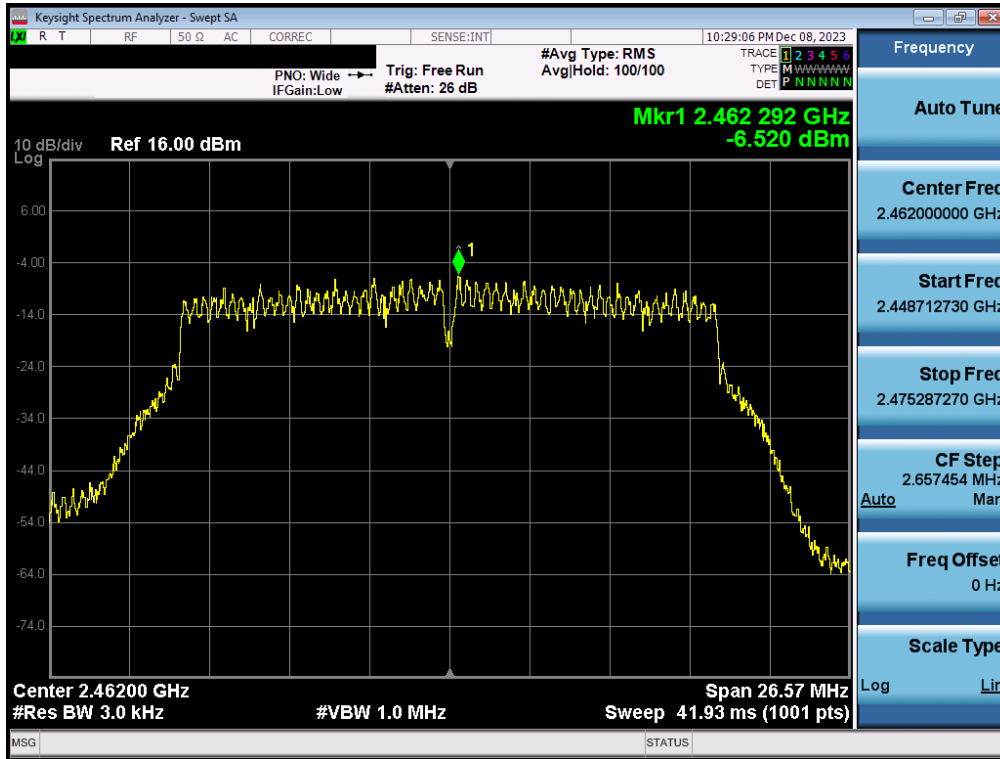


Plot 7-147. Power Spectral Density Plot CDD Antenna WF7b(802.11n (2.4GHz) – Ch. 6) – MCS12

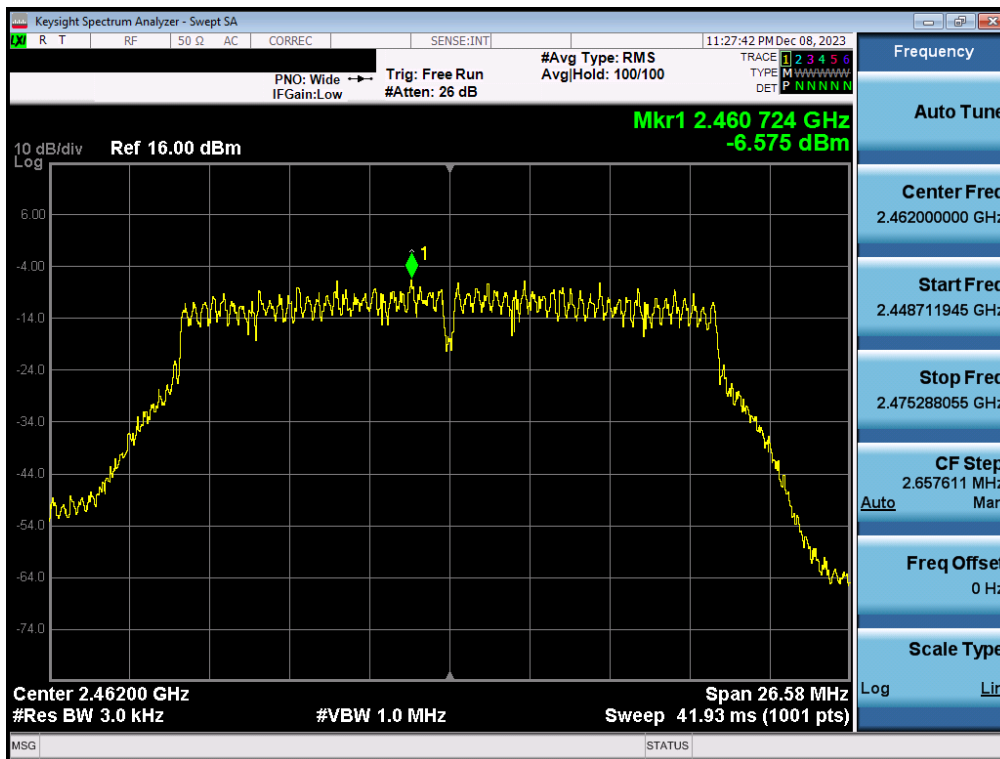


Plot 7-148. Power Spectral Density Plot CDD Antenna WF2b(802.11n (2.4GHz) – Ch. 6) – MCS12

FCC ID: BCGA2898 IC: 579C-A2898		MEASUREMENT REPORT (CERTIFICATION)	Approved by: Technical Manager
Test Report S/N: 1C2311270065-03.BCG	Test Dates: 12/1/2023 - 2/20/2024	EUT Type: Tablet Device	Page 115 of 426

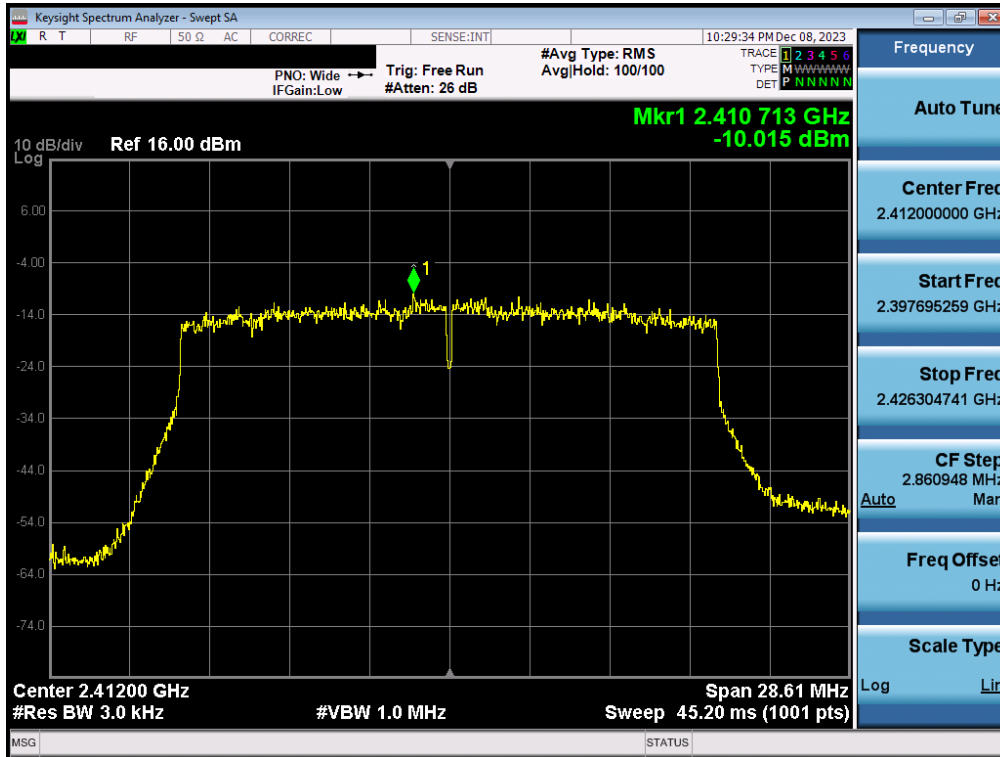


Plot 7-149. Power Spectral Density Plot CDD Antenna WF7b (802.11n (2.4GHz) – Ch. 11) – MCS12

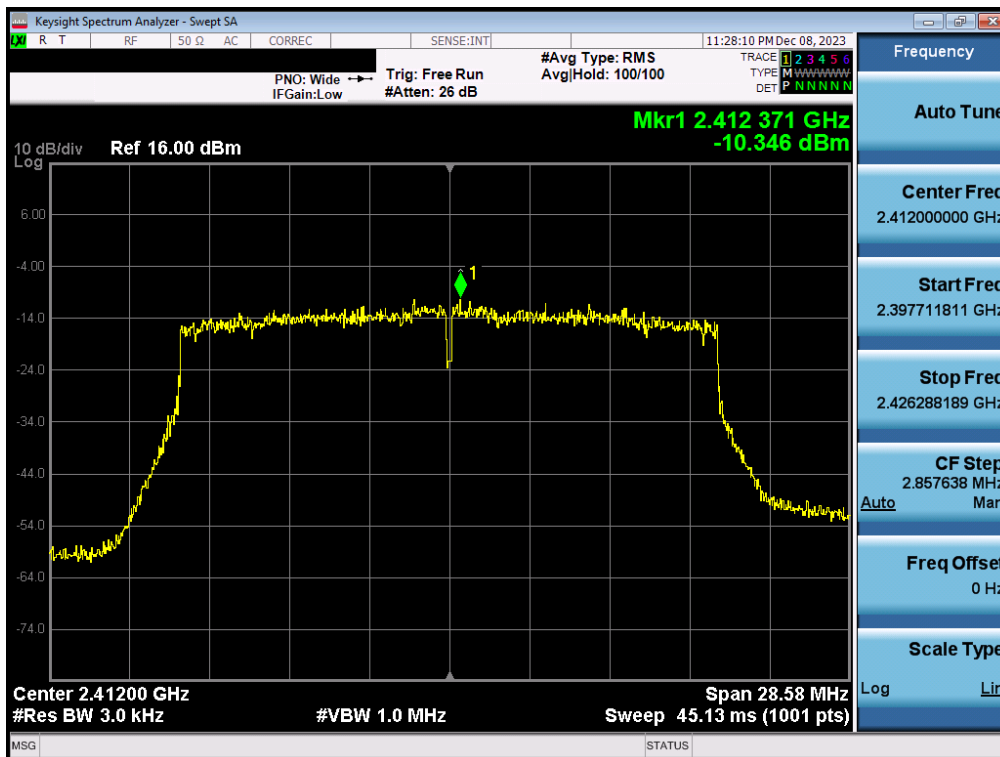


Plot 7-150. Power Spectral Density Plot CDD Antenna WF2b (802.11n (2.4GHz) – Ch. 11) – MCS12

FCC ID: BCGA2898 IC: 579C-A2898		MEASUREMENT REPORT (CERTIFICATION)	Approved by: Technical Manager
Test Report S/N: 1C2311270065-03.BCG	Test Dates: 12/1/2023 - 2/20/2024	EUT Type: Tablet Device	Page 116 of 426

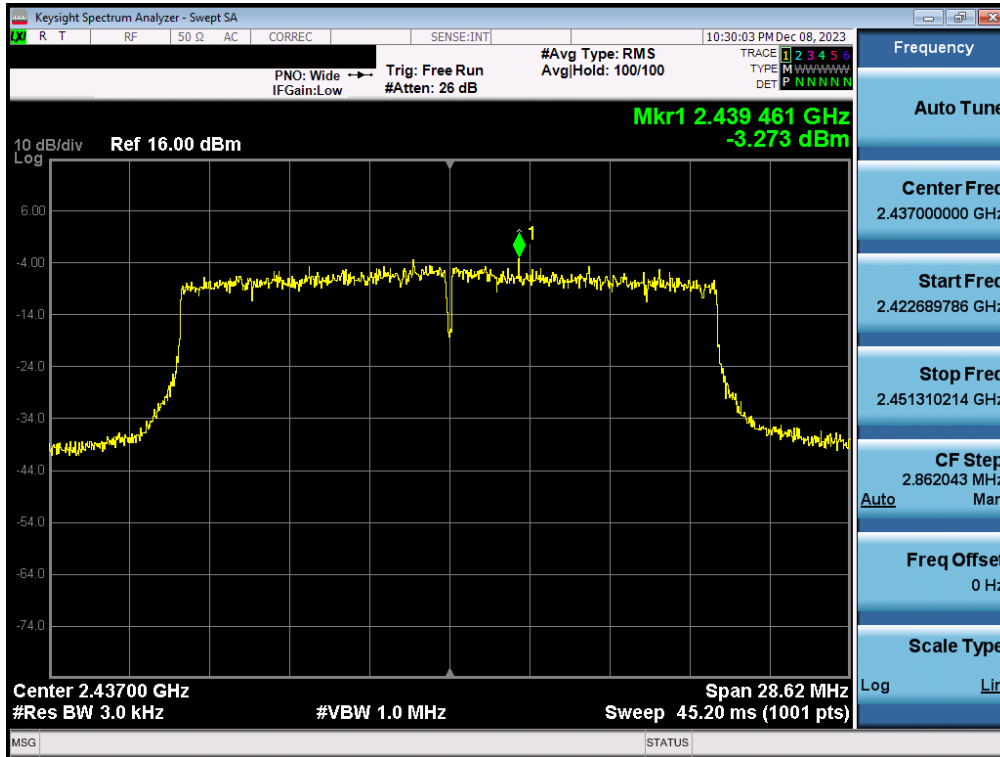


Plot 7-151. Power Spectral Density Plot CDD Antenna WF7b (802.11ax(SU) - (2.4GHz) – Ch. 1) – MCS4

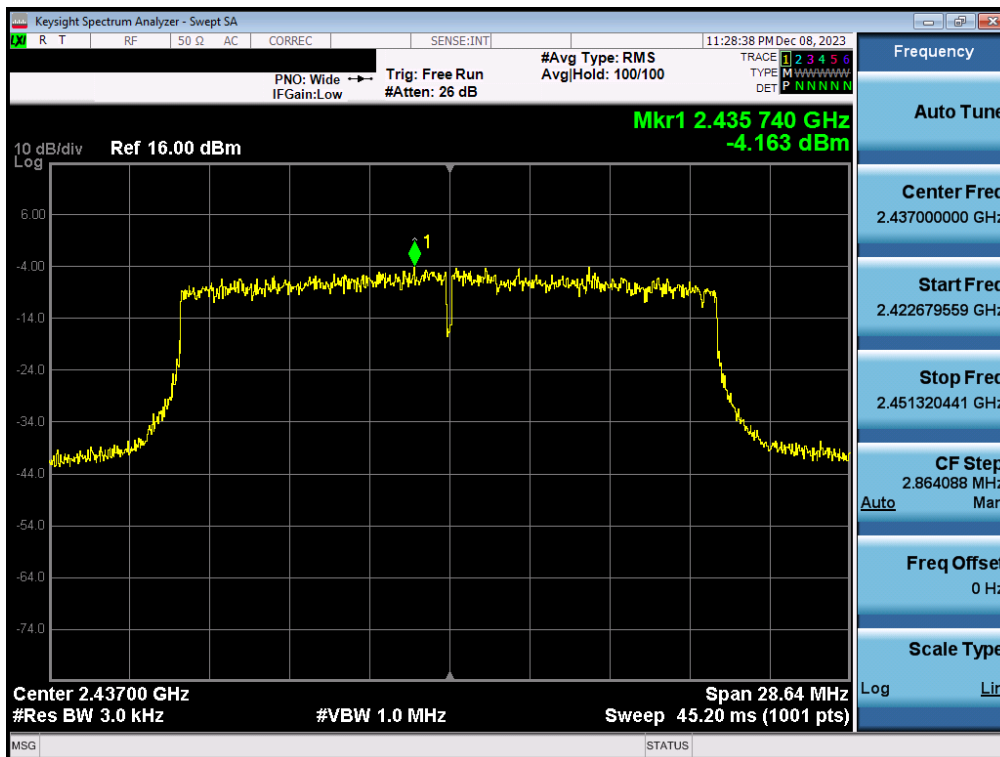


Plot 7-152. Power Spectral Density Plot CDD Antenna WF2b (802.11ax(SU) - (2.4GHz) – Ch. 1) – MCS4

FCC ID: BCGA2898 IC: 579C-A2898		MEASUREMENT REPORT (CERTIFICATION)	Approved by: Technical Manager
Test Report S/N: 1C2311270065-03.BCG	Test Dates: 12/1/2023 - 2/20/2024	EUT Type: Tablet Device	Page 117 of 426

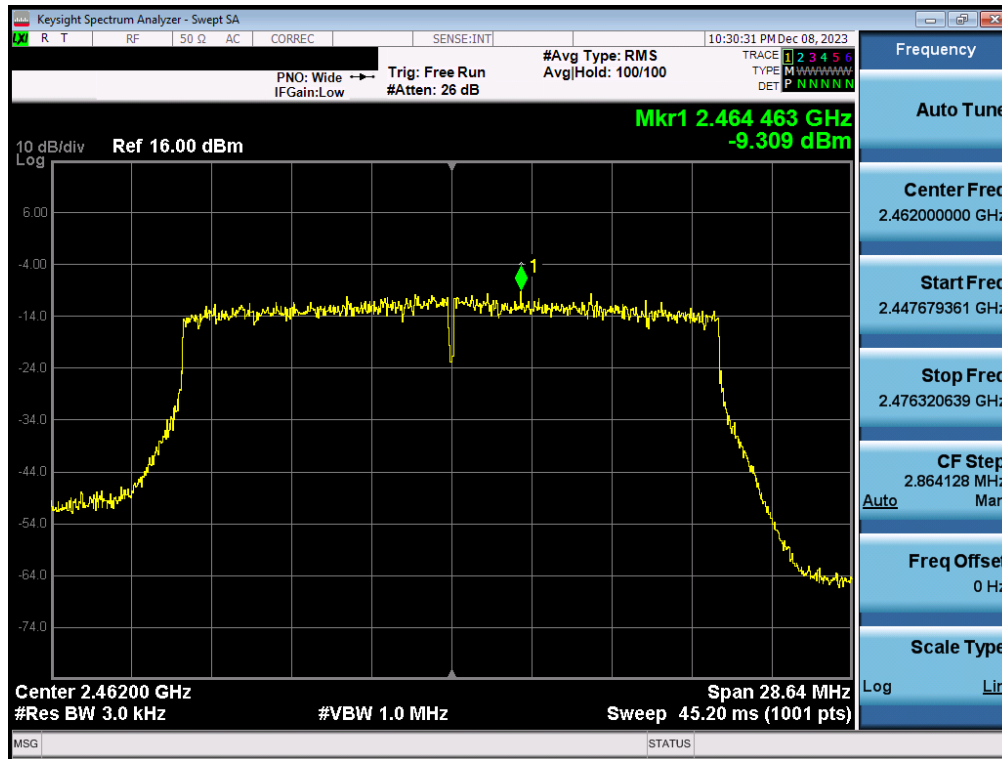


Plot 7-153. Power Spectral Density Plot CDD Antenna WF7b (802.11ax(SU) - (2.4GHz) – Ch. 6) – MCS4

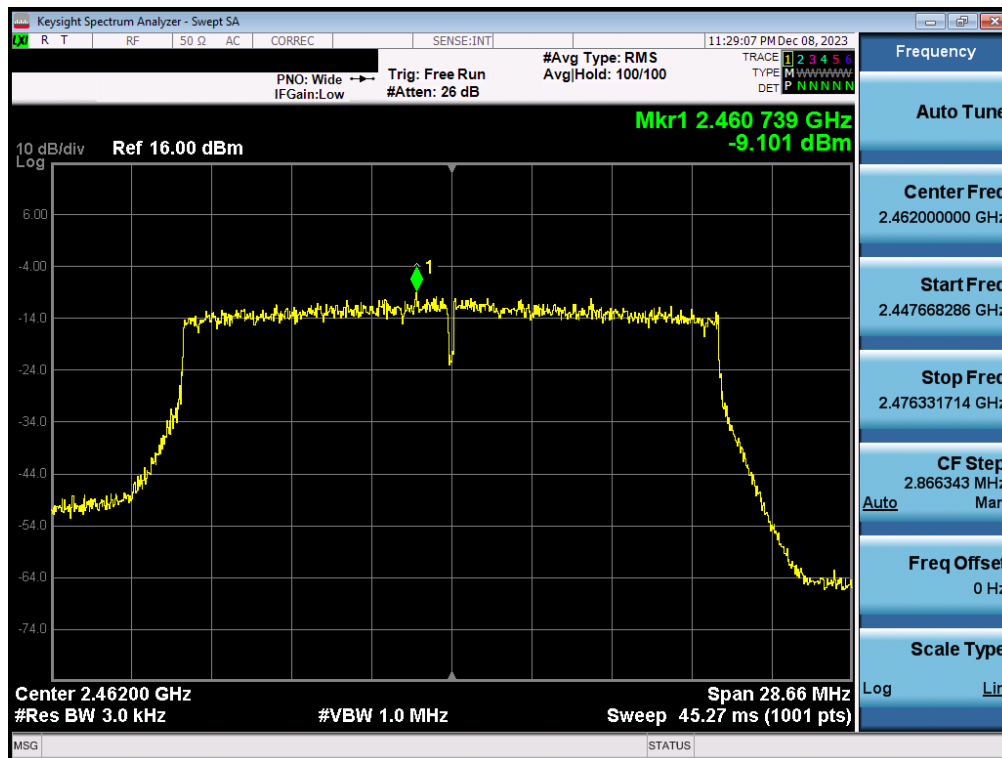


Plot 7-154. Power Spectral Density Plot CDD Antenna WF2b (802.11ax(SU) - (2.4GHz) – Ch. 6) – MCS4

FCC ID: BCGA2898 IC: 579C-A2898		MEASUREMENT REPORT (CERTIFICATION)	Approved by: Technical Manager
Test Report S/N: 1C2311270065-03.BCG	Test Dates: 12/1/2023 - 2/20/2024	EUT Type: Tablet Device	Page 118 of 426



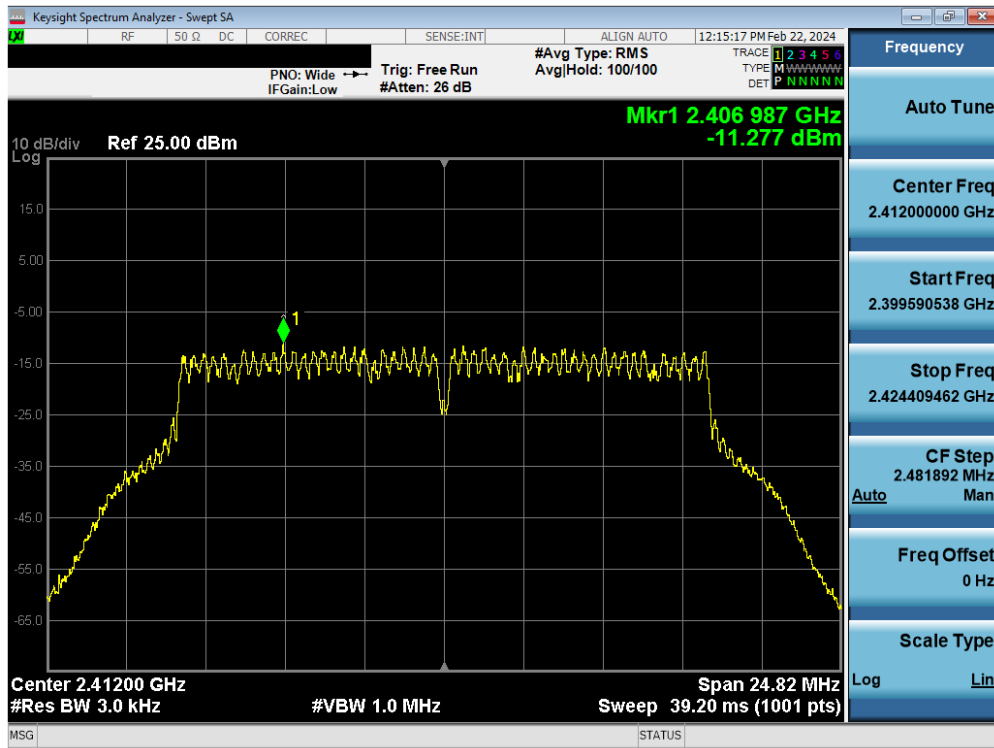
Plot 7-155. Power Spectral Density Plot CDD Antenna WF7b (802.11ax(SU) - (2.4GHz) – Ch. 11) – MCS4



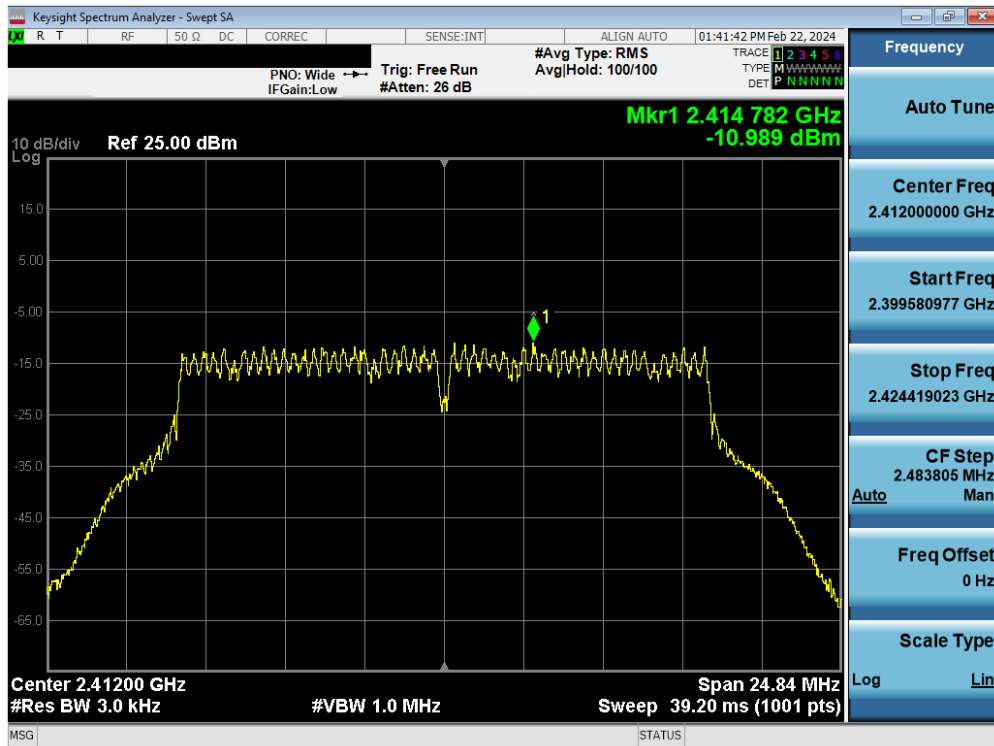
Plot 7-156. Power Spectral Density Plot CDD Antenna WF2b (802.11ax(SU) - (2.4GHz) – Ch. 11) – MCS4

FCC ID: BCGA2898 IC: 579C-A2898		MEASUREMENT REPORT (CERTIFICATION)	Approved by: Technical Manager
Test Report S/N: 1C2311270065-03.BCG	Test Dates: 12/1/2023 - 2/20/2024	EUT Type: Tablet Device	Page 119 of 426

High Rate

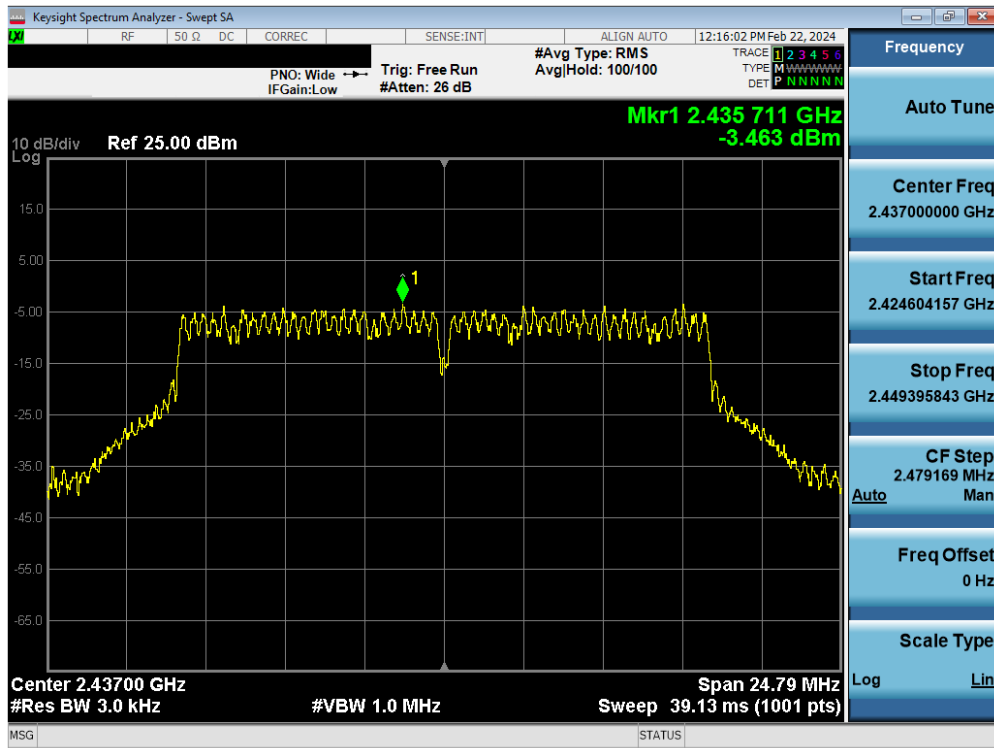


Plot 7-157. Power Spectral Density Plot CDD Antenna WF7b(802.11g) (2.4GHz) – Ch. 1) – MCS54

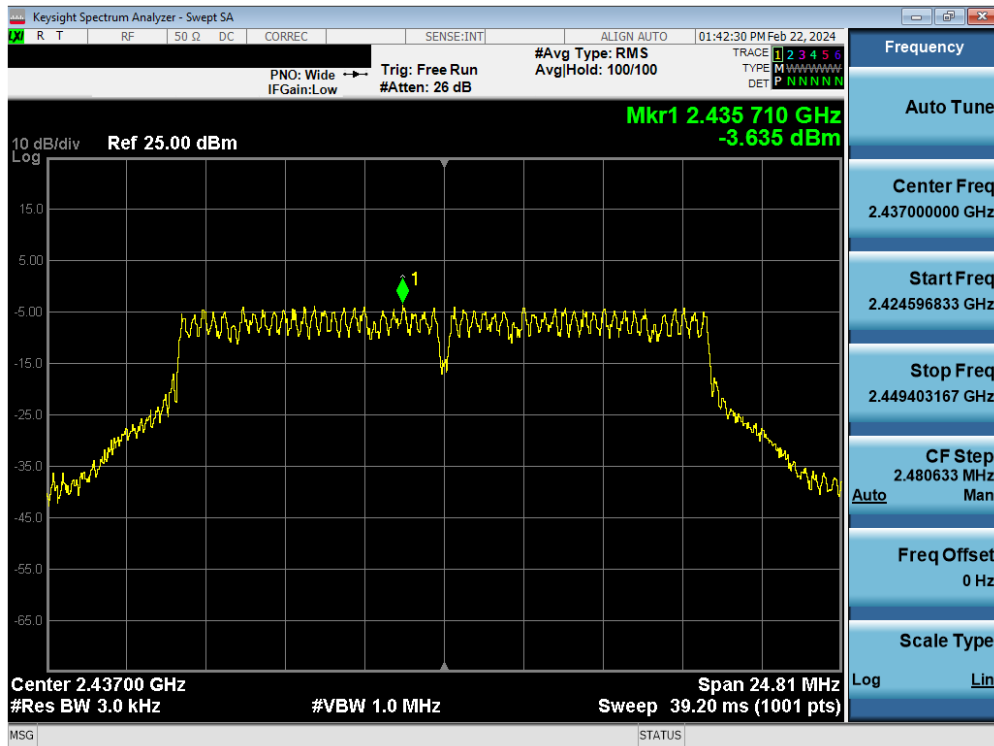


Plot 7-158. Power Spectral Density Plot CDD Antenna WF2b(802.11g) (2.4GHz) – Ch. 1) – MCS54

FCC ID: BCGA2898 IC: 579C-A2898		MEASUREMENT REPORT (CERTIFICATION)	Approved by: Technical Manager
Test Report S/N: 1C2311270065-03.BCG	Test Dates: 12/1/2023 - 2/20/2024	EUT Type: Tablet Device	Page 120 of 426

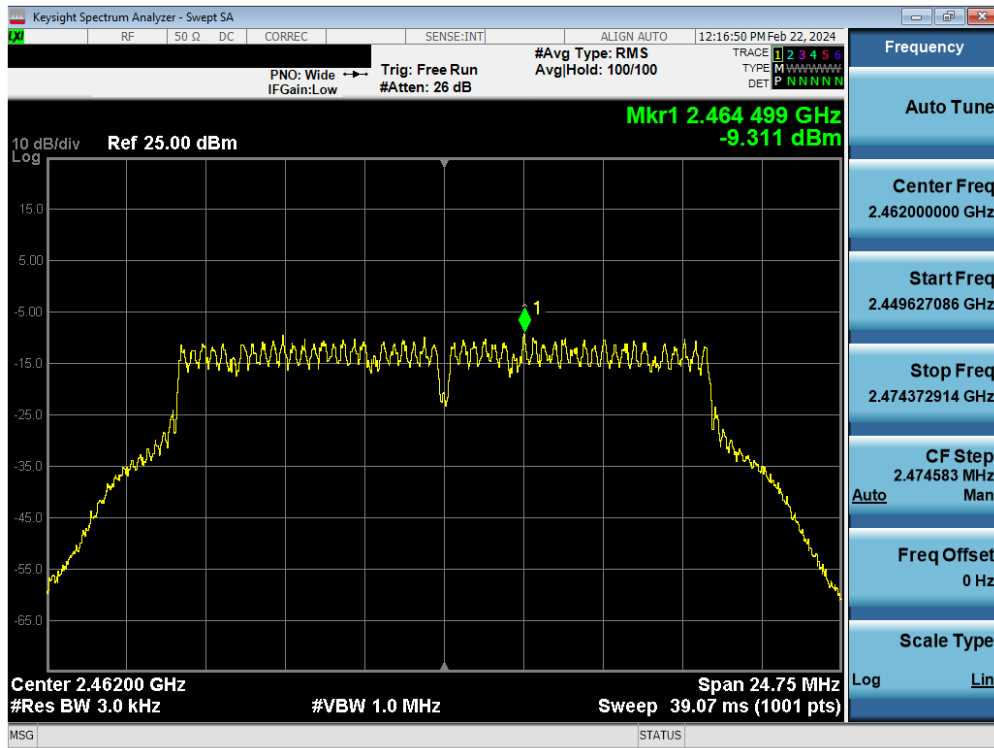


Plot 7-159. Power Spectral Density Plot CDD Antenna WF7b(802.11g) (2.4GHz) – Ch. 6) – MCS54

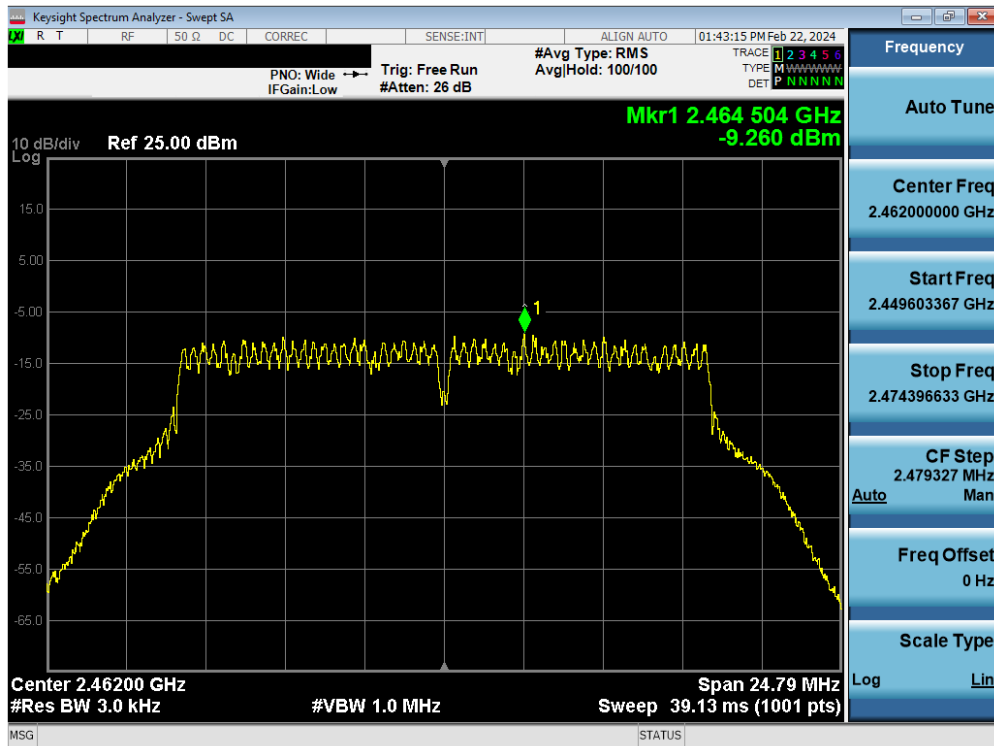


Plot 7-160. Power Spectral Density Plot CDD Antenna WF2b(802.11g) (2.4GHz) – Ch. 6) – MCS54

FCC ID: BCGA2898 IC: 579C-A2898		MEASUREMENT REPORT (CERTIFICATION)	Approved by: Technical Manager
Test Report S/N: 1C2311270065-03.BCG	Test Dates: 12/1/2023 - 2/20/2024	EUT Type: Tablet Device	Page 121 of 426

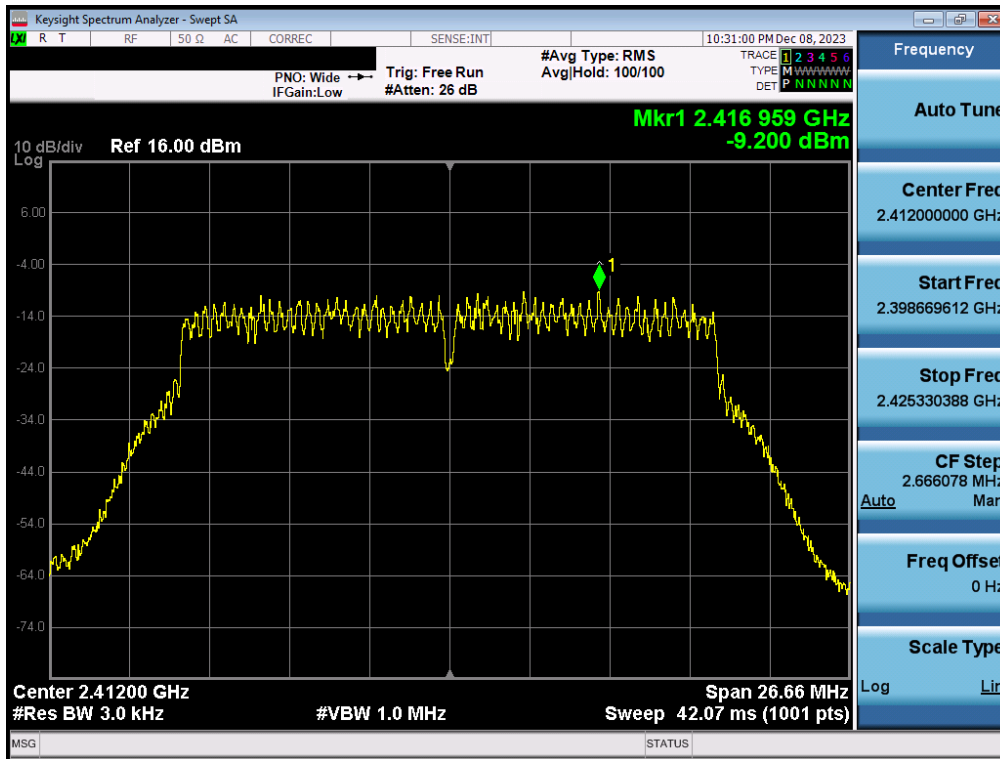


Plot 7-161. Power Spectral Density Plot CDD Antenna WF7b (802.11g (2.4GHz) – Ch. 11) – MCS54

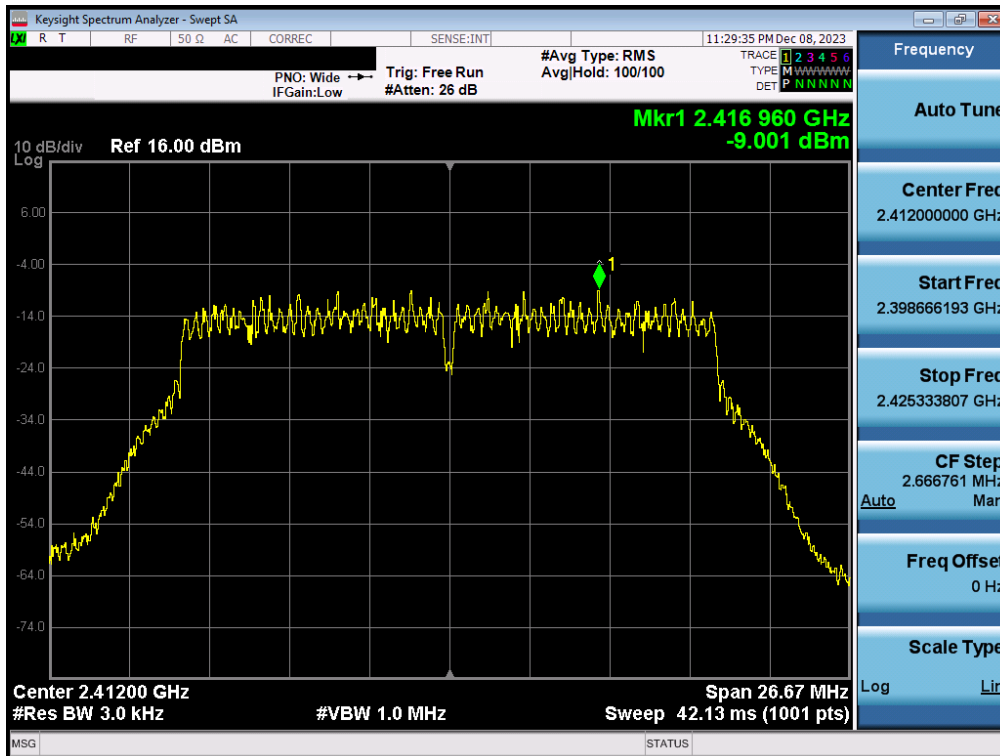


Plot 7-162. Power Spectral Density Plot CDD Antenna WF2b (802.11g (2.4GHz) – Ch. 11) – MCS54

FCC ID: BCGA2898 IC: 579C-A2898		MEASUREMENT REPORT (CERTIFICATION)	Approved by: Technical Manager
Test Report S/N: 1C2311270065-03.BCG	Test Dates: 12/1/2023 - 2/20/2024	EUT Type: Tablet Device	Page 122 of 426

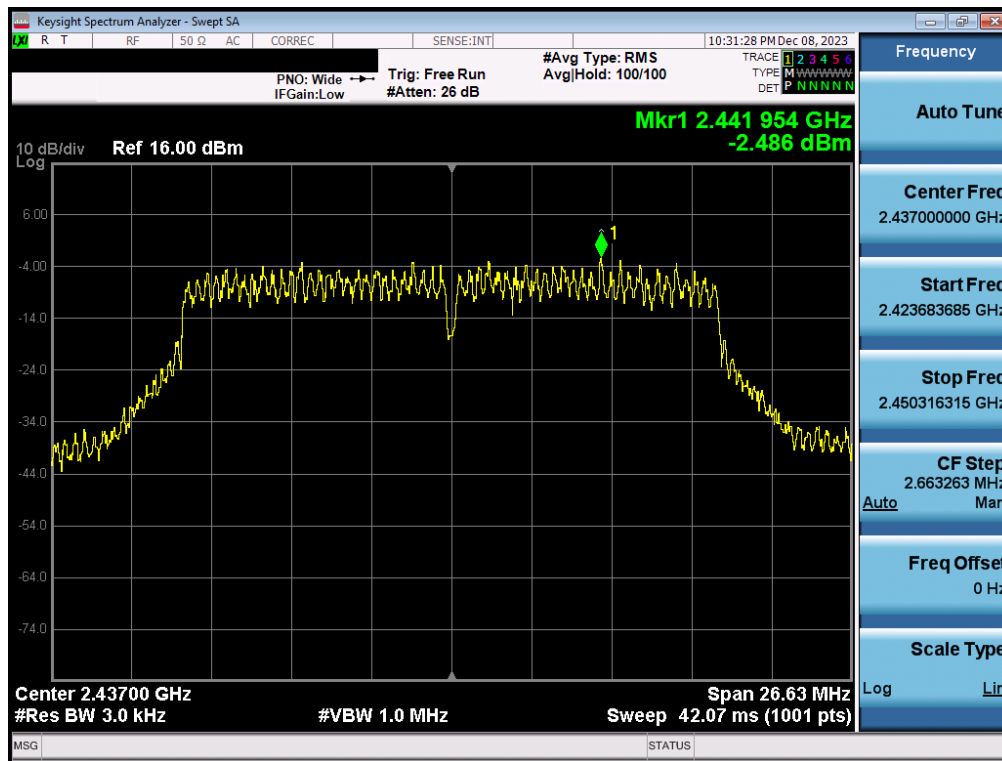


Plot 7-163. Power Spectral Density Plot CDD Antenna WF7b(802.11n (2.4GHz) – Ch. 1) – MCS15

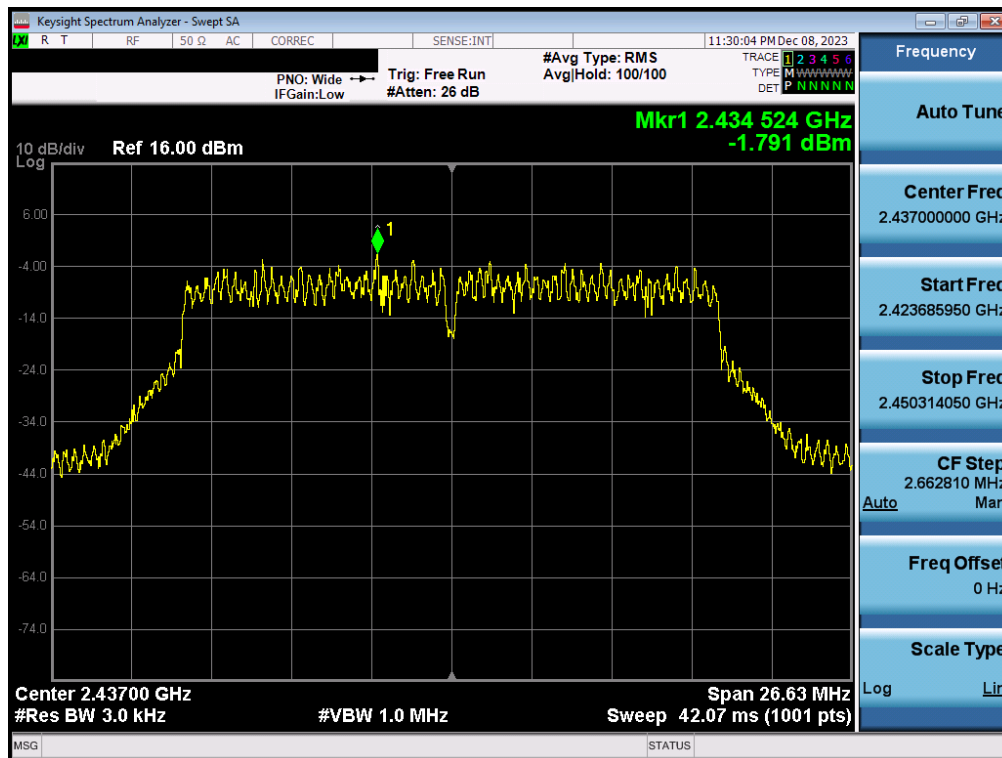


Plot 7-164. Power Spectral Density Plot CDD Antenna WF2b(802.11n (2.4GHz) – Ch. 1) – MCS15

FCC ID: BCGA2898 IC: 579C-A2898		MEASUREMENT REPORT (CERTIFICATION)	Approved by: Technical Manager
Test Report S/N: 1C2311270065-03.BCG	Test Dates: 12/1/2023 - 2/20/2024	EUT Type: Tablet Device	Page 123 of 426

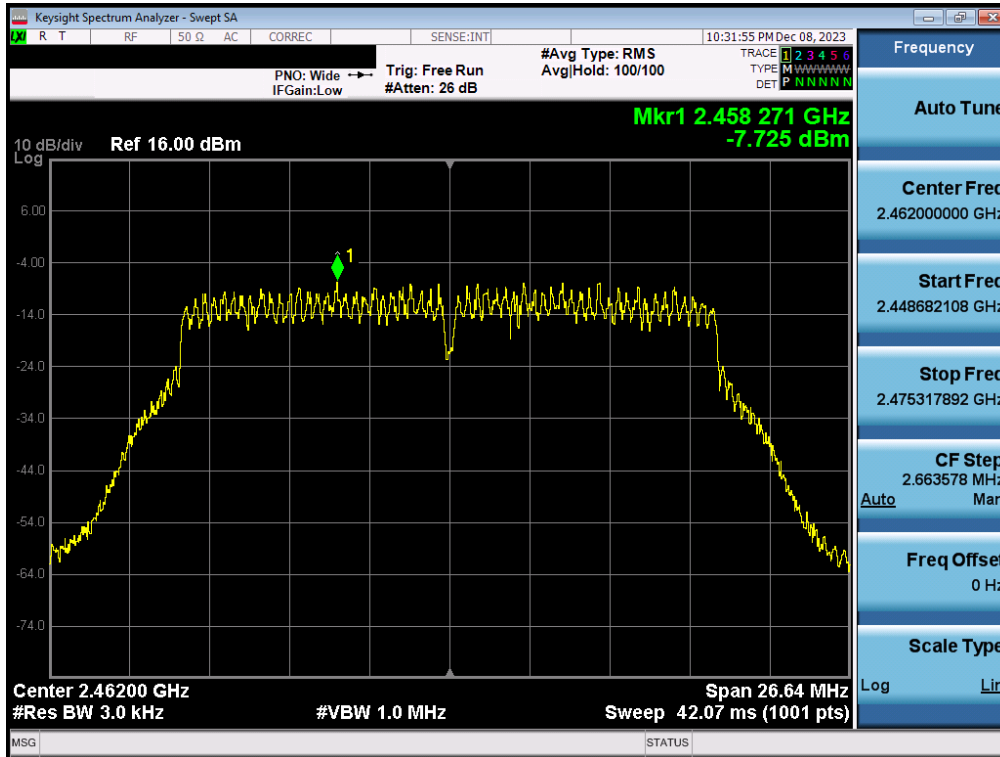


Plot 7-165. Power Spectral Density Plot CDD Antenna WF7b(802.11n (2.4GHz) – Ch. 6) – MCS15

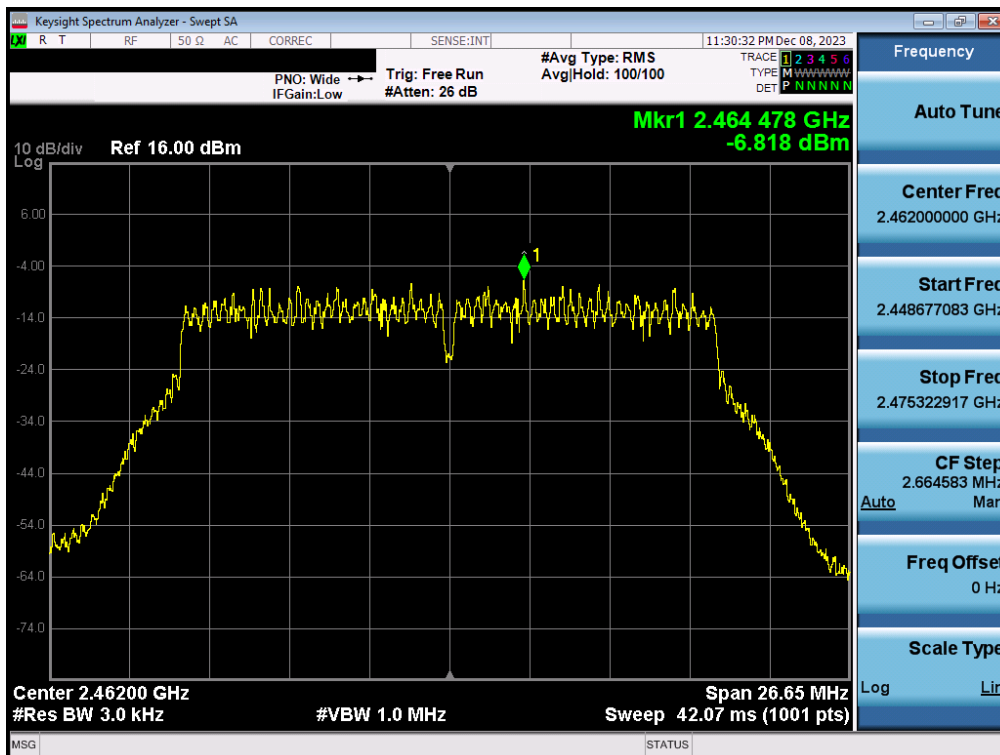


Plot 7-166. Power Spectral Density Plot CDD Antenna WF2b(802.11n (2.4GHz) – Ch. 6) – MCS15

FCC ID: BCGA2898 IC: 579C-A2898		MEASUREMENT REPORT (CERTIFICATION)	Approved by: Technical Manager
Test Report S/N: 1C2311270065-03.BCG	Test Dates: 12/1/2023 - 2/20/2024	EUT Type: Tablet Device	Page 124 of 426

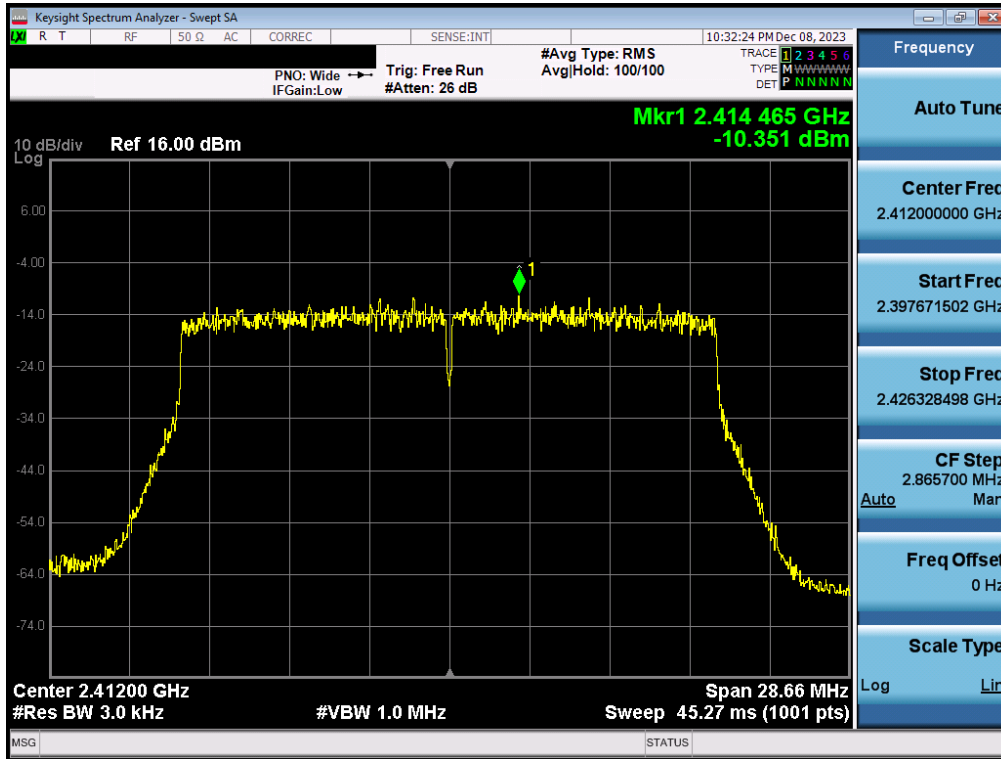


Plot 7-167. Power Spectral Density Plot CDD Antenna WF7b (802.11n (2.4GHz) – Ch. 11) – MCS15

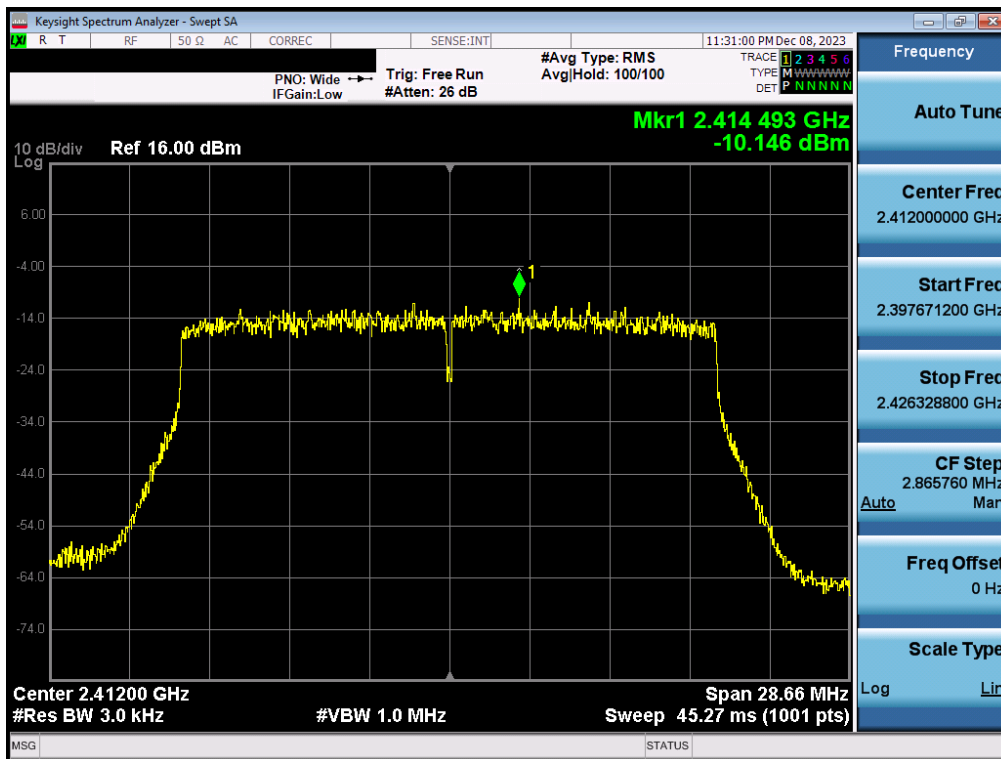


Plot 7-168. Power Spectral Density Plot CDD Antenna WF2b (802.11n (2.4GHz) – Ch. 11) – MCS15

FCC ID: BCGA2898 IC: 579C-A2898		MEASUREMENT REPORT (CERTIFICATION)	Approved by: Technical Manager
Test Report S/N: 1C2311270065-03.BCG	Test Dates: 12/1/2023 - 2/20/2024	EUT Type: Tablet Device	Page 125 of 426

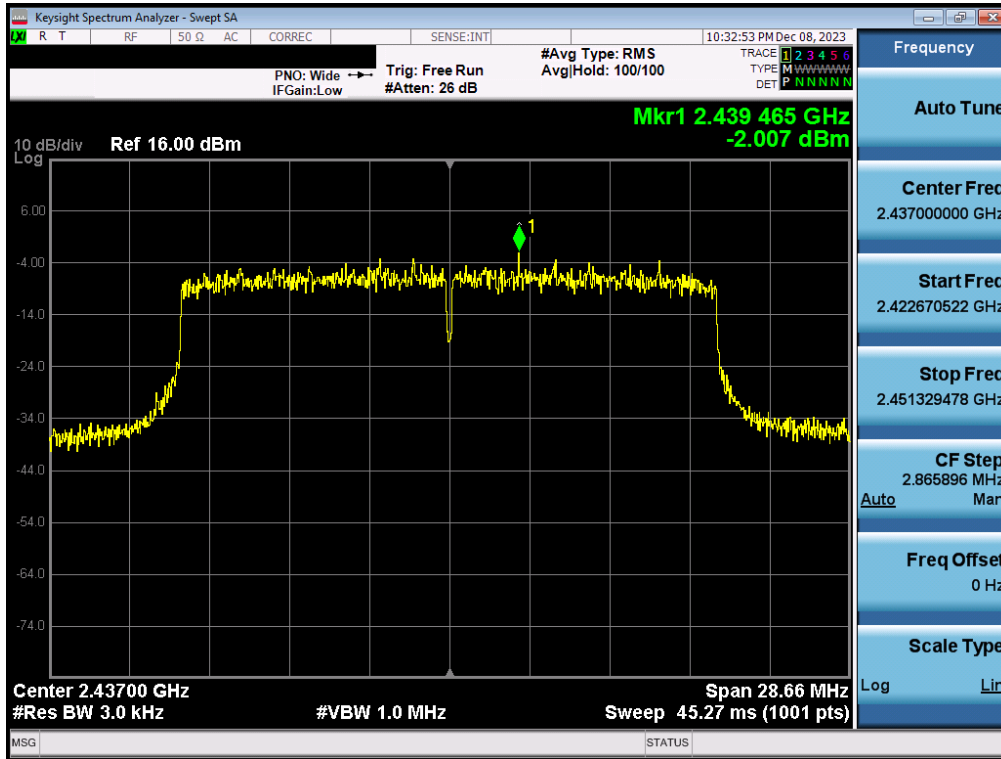


Plot 7-169. Power Spectral Density Plot CDD Antenna WF7b (802.11ax(SU) - (2.4GHz) – Ch. 1) – MCS9

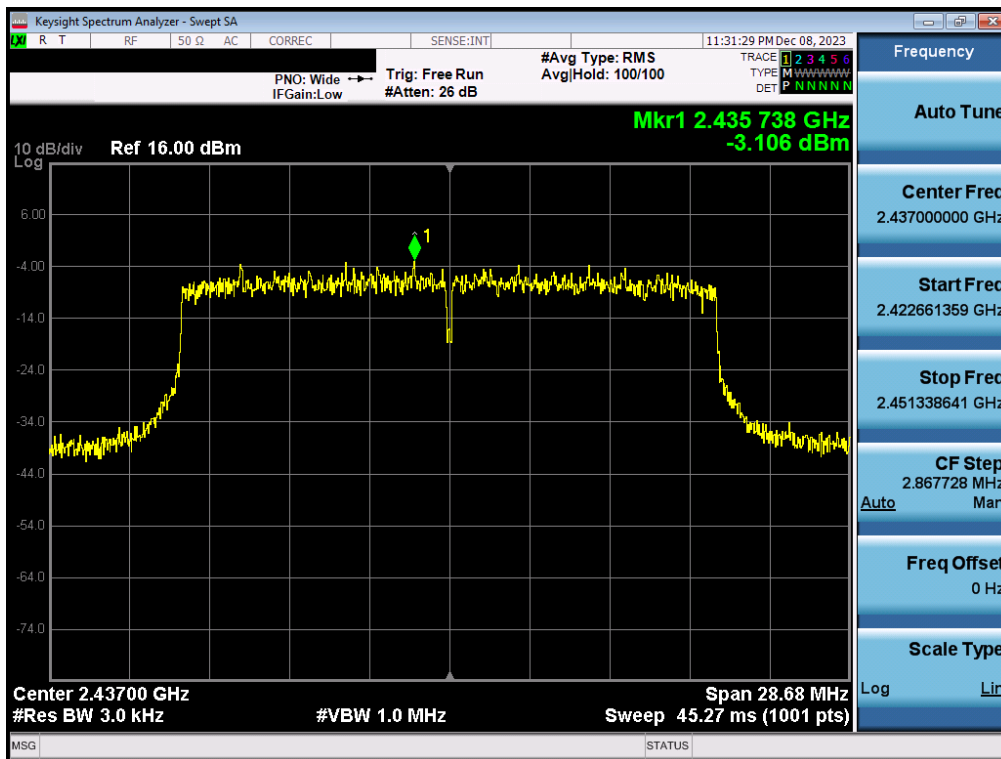


Plot 7-170. Power Spectral Density Plot CDD Antenna WF2b (802.11ax(SU) - (2.4GHz) – Ch. 1) – MCS9

FCC ID: BCGA2898 IC: 579C-A2898		MEASUREMENT REPORT (CERTIFICATION)	Approved by: Technical Manager
Test Report S/N: 1C2311270065-03.BCG	Test Dates: 12/1/2023 - 2/20/2024	EUT Type: Tablet Device	Page 126 of 426

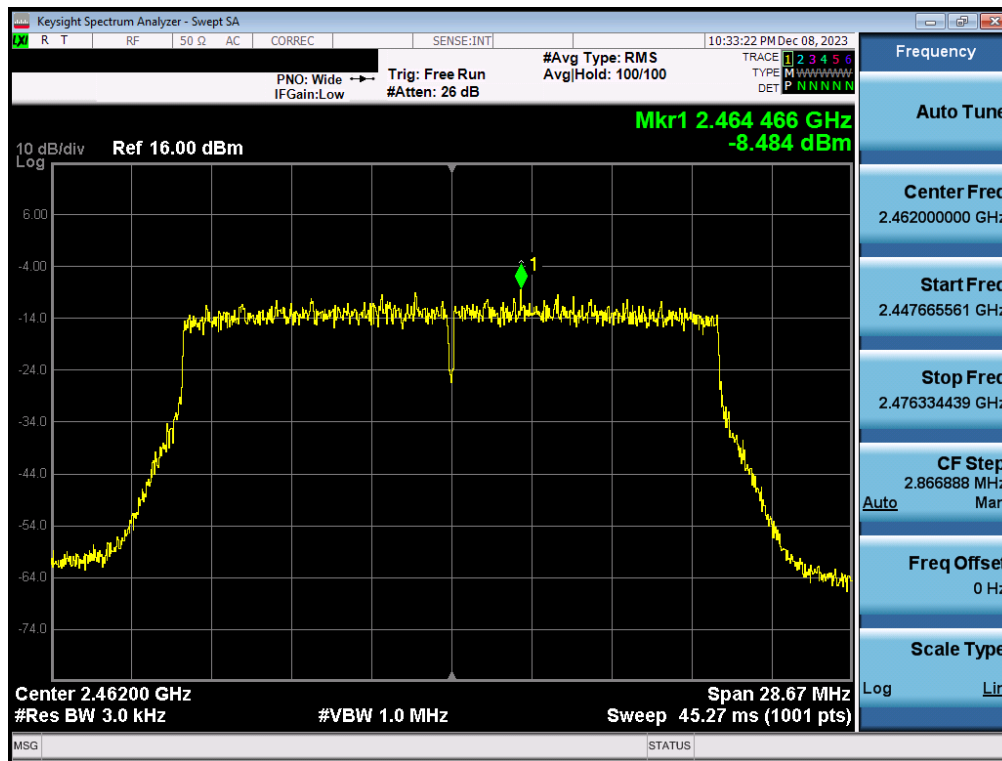


Plot 7-171. Power Spectral Density Plot CDD Antenna WF7b (802.11ax(SU) - (2.4GHz) – Ch. 6) – MCS9

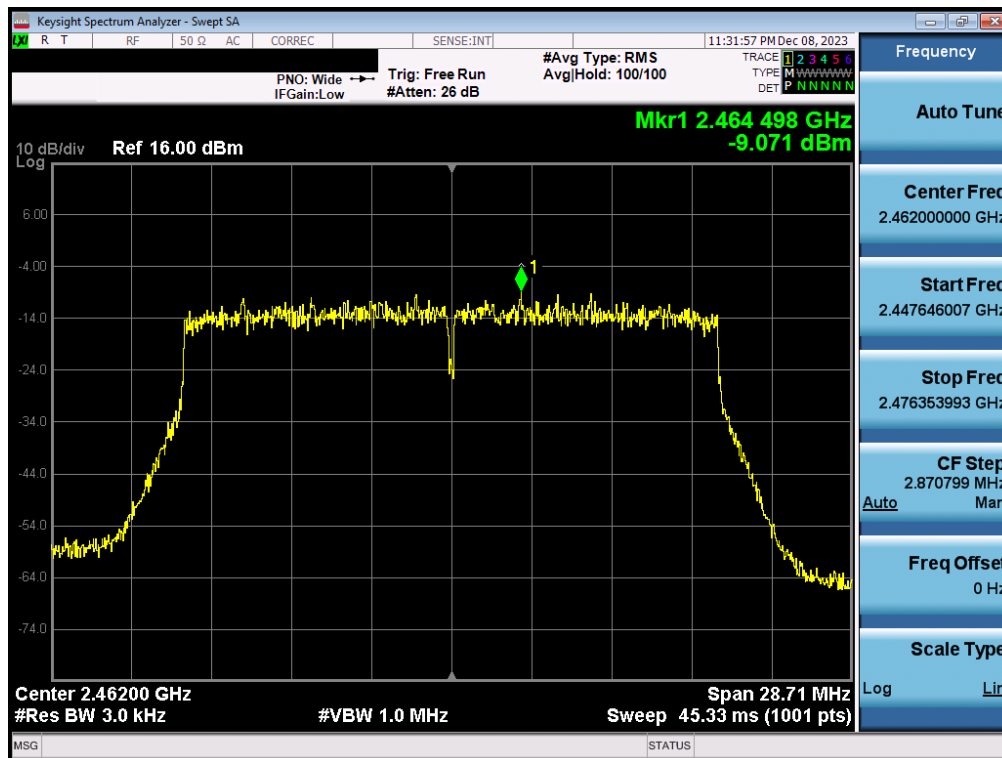


Plot 7-172. Power Spectral Density Plot CDD Antenna WF2b (802.11ax(SU) - (2.4GHz) – Ch. 6) – MCS9

FCC ID: BCGA2898 IC: 579C-A2898		MEASUREMENT REPORT (CERTIFICATION)	Approved by: Technical Manager
Test Report S/N: 1C2311270065-03.BCG	Test Dates: 12/1/2023 - 2/20/2024	EUT Type: Tablet Device	Page 127 of 426



Plot 7-173. Power Spectral Density Plot CDD Antenna WF7b (802.11ax(SU) - (2.4GHz) – Ch. 11) – MCS9



Plot 7-174. Power Spectral Density Plot CDD Antenna WF2b (802.11ax(SU) - (2.4GHz) – Ch. 11) – MCS9

FCC ID: BCGA2898 IC: 579C-A2898		MEASUREMENT REPORT (CERTIFICATION)	Approved by: Technical Manager
Test Report S/N: 1C2311270065-03.BCG	Test Dates: 12/1/2023 - 2/20/2024	EUT Type: Tablet Device	Page 128 of 426

7.5 Conducted Authorized Band Edge

§15.247(d); RSS-247 [5.5]

Test Overview and Limit

All out of band emissions are measured with a spectrum analyzer connected to the antenna terminal of the EUT while the EUT is operating at its maximum duty cycle, at maximum power, and at the appropriate frequencies. All data rates were investigated to determine the worst case configuration. For the following out of band conducted spurious emissions plots at the band edge, the EUT was set at a data rate of 11Mbps for “b” mode, 12, 24, 54 Mbps for “g” mode, 19.5/21.7, 39/43.3, 65/72.2Mbps for “n” mode, and 24/25.8, 49/51.6, 81/86 for “ax-SU” mode as these settings produced the worst-case emissions.

The limit for out-of-band spurious emissions at the band edge is 20dB below the fundamental emission level, as determined from the in-band power measurement of the DTS channel performed in a 100kHz bandwidth per the PSD procedure (Section 7.4).

Test Procedure Used

ANSI C63.10-2013 – Subclause 11.11.3
KDB 558074 D01 v05r02 – Section 8.7.2

Test Settings

1. Start and stop frequency were set such that the band edge would be placed in the center of the plot
2. Span was set large enough so as to capture all out of band emissions near the band edge
3. RBW = 100kHz
4. VBW = 1MHz
5. Detector = Peak
6. Number of sweep points $\geq 2 \times \text{Span/RBW}$
7. Trace mode = max hold
8. Sweep time = auto couple
9. The trace was allowed to stabilize

Test Setup

The EUT and measurement equipment were set up as shown in the diagram below.



Figure 7-4. Test Instrument & Measurement Setup

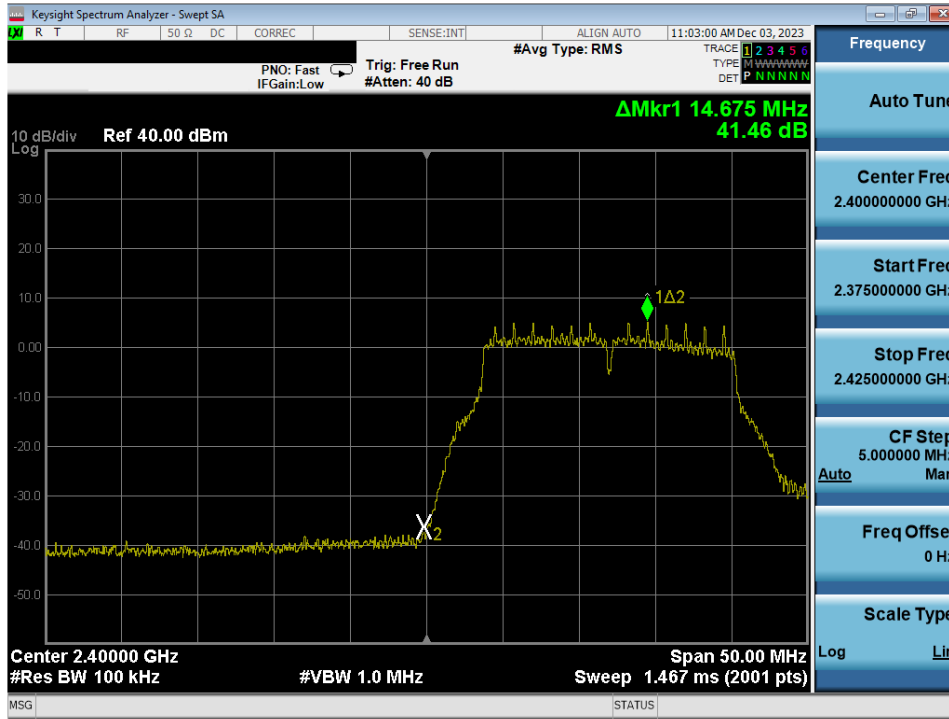
Test Notes

All antenna configurations were investigated and only the worst case is reported.

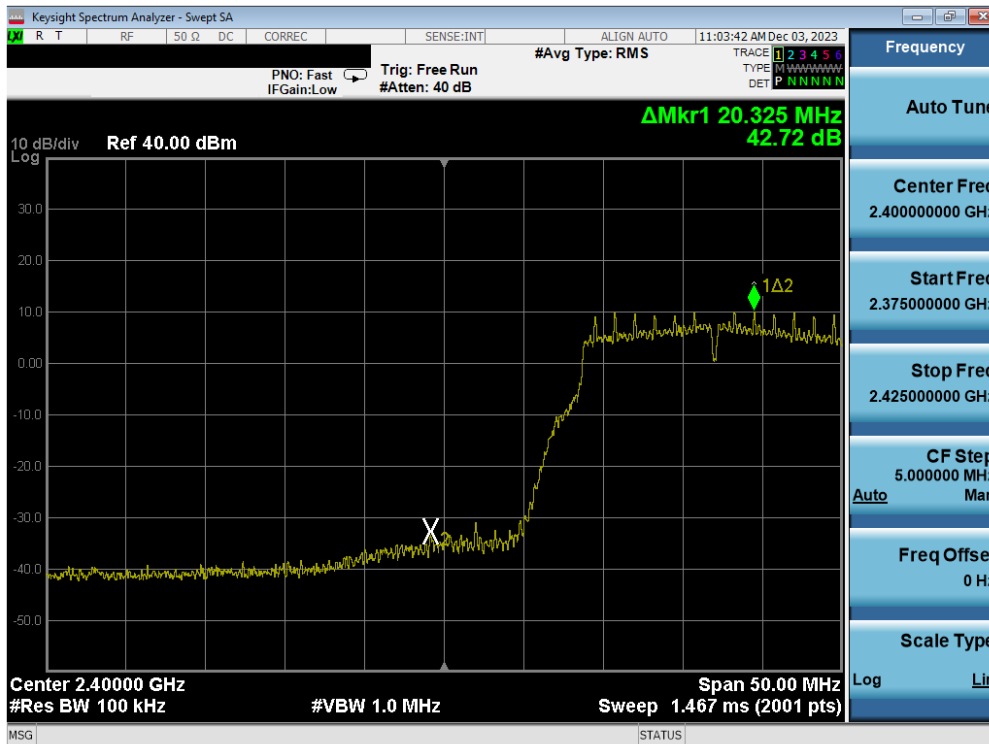
FCC ID: BCGA2898 IC: 579C-A2898		MEASUREMENT REPORT (CERTIFICATION)	Approved by: Technical Manager
Test Report S/N: 1C2311270065-03.BCG	Test Dates: 12/1/2023 - 2/20/2024	EUT Type: Tablet Device	Page 129 of 426

V 10.6 09/14/2023

7.5.1 Antenna WF7b Conducted Emissions at the Band Edge Low Rate

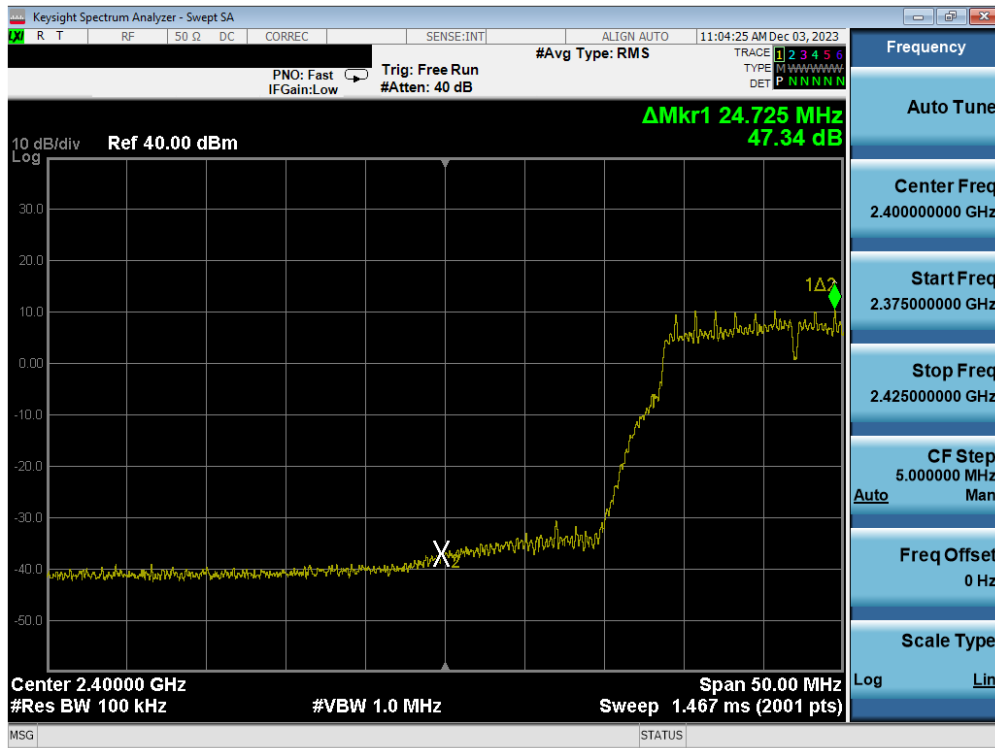


Plot 7-175. Band Edge Plot Antenna WF7b (802.11g – Ch. 1) – 12Mbps

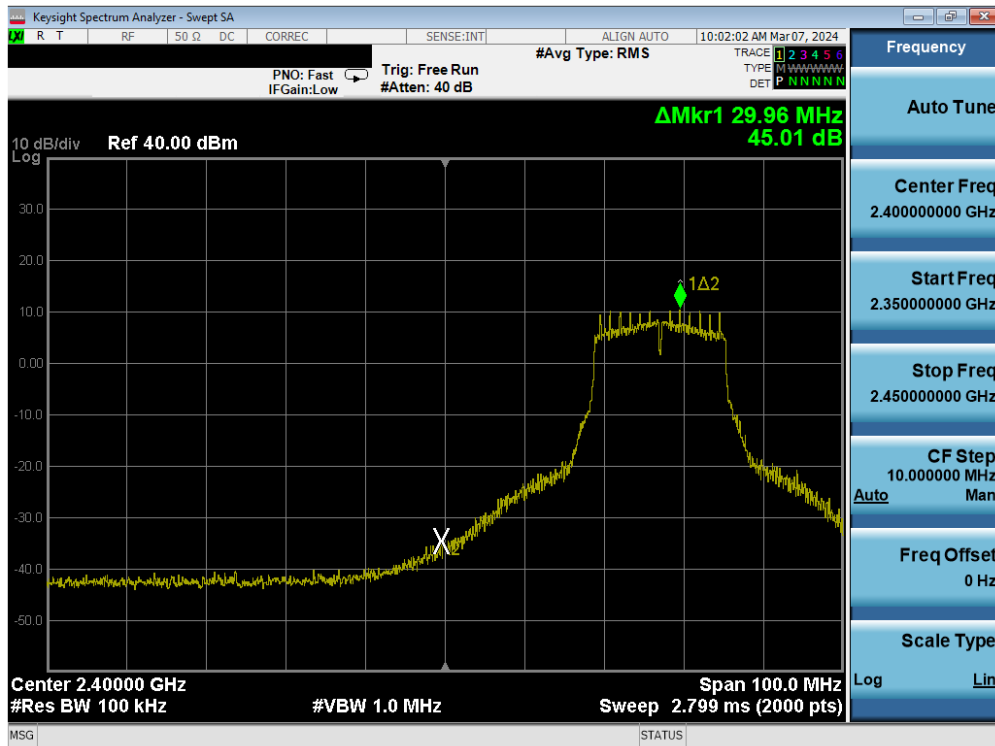


Plot 7-176. Band Edge Plot Antenna WF7b (802.11g – Ch. 2) – 12Mbps

FCC ID: BCGA2898 IC: 579C-A2898		MEASUREMENT REPORT (CERTIFICATION)	Approved by: Technical Manager
Test Report S/N: 1C2311270065-03.BCG	Test Dates: 12/1/2023 - 2/20/2024	EUT Type: Tablet Device	Page 130 of 426

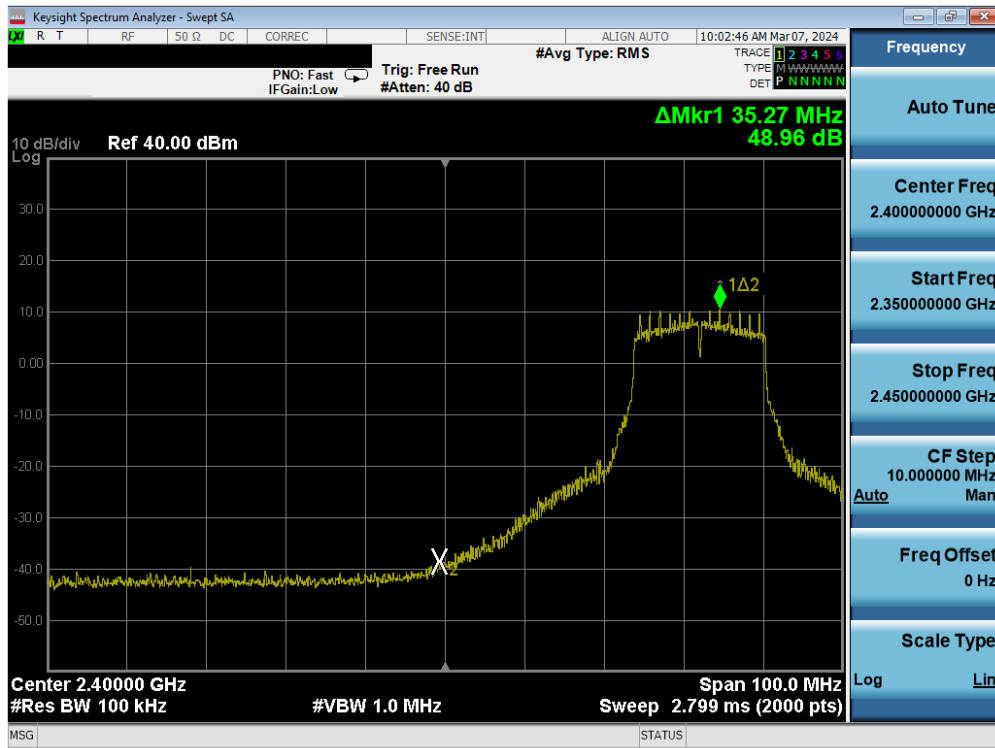


Plot 7-177. Band Edge Plot Antenna WF7b (802.11g – Ch. 3) – 12Mbps

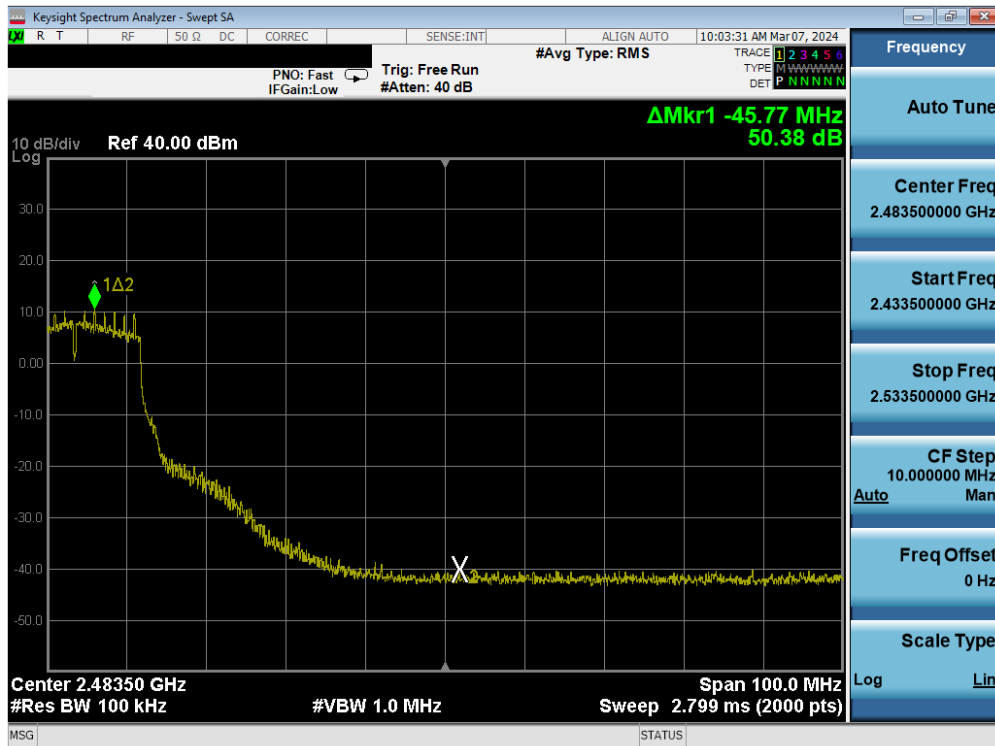


Plot 7-178. Band Edge Plot Antenna WF7b (802.11g – Ch. 4) – 12Mbps

FCC ID: BCGA2898 IC: 579C-A2898		MEASUREMENT REPORT (CERTIFICATION)	Approved by: Technical Manager
Test Report S/N: 1C2311270065-03.BCG	Test Dates: 12/1/2023 - 2/20/2024	EUT Type: Tablet Device	Page 131 of 426

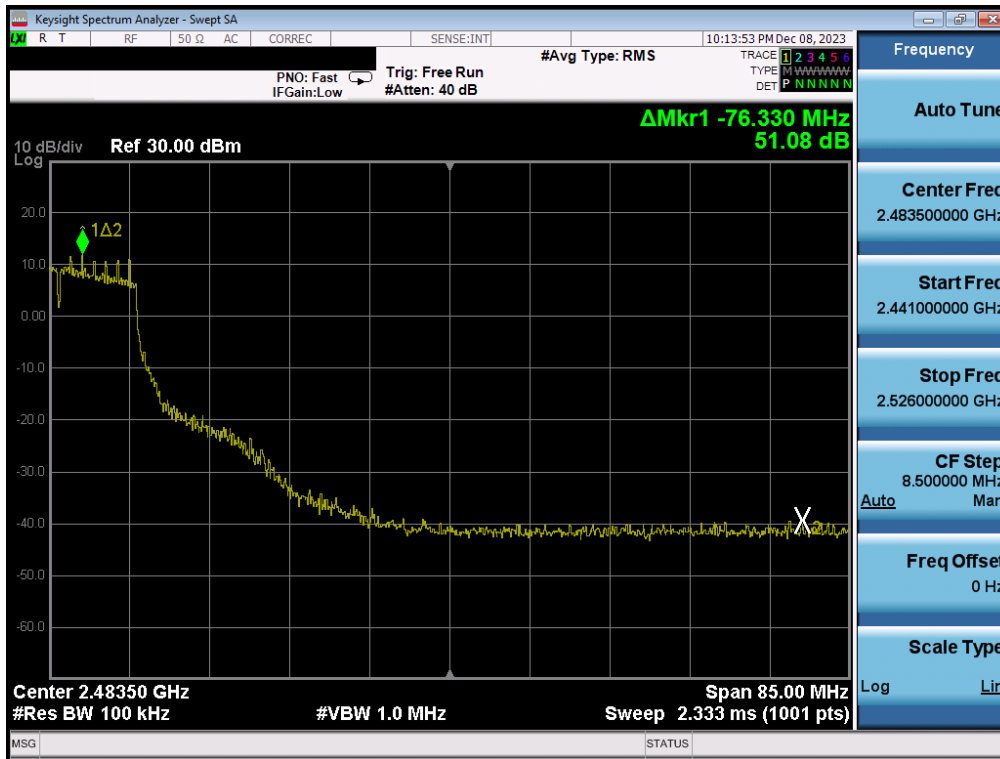


Plot 7-179. Band Edge Plot Antenna WF7b (802.11g – Ch. 5) – 12Mbps



Plot 7-180. Band Edge Plot Antenna WF7b (802.11g – Ch. 6 (high)) – 12Mbps

FCC ID: BCGA2898 IC: 579C-A2898		MEASUREMENT REPORT (CERTIFICATION)	Approved by: Technical Manager
Test Report S/N: 1C2311270065-03.BCG	Test Dates: 12/1/2023 - 2/20/2024	EUT Type: Tablet Device	Page 132 of 426

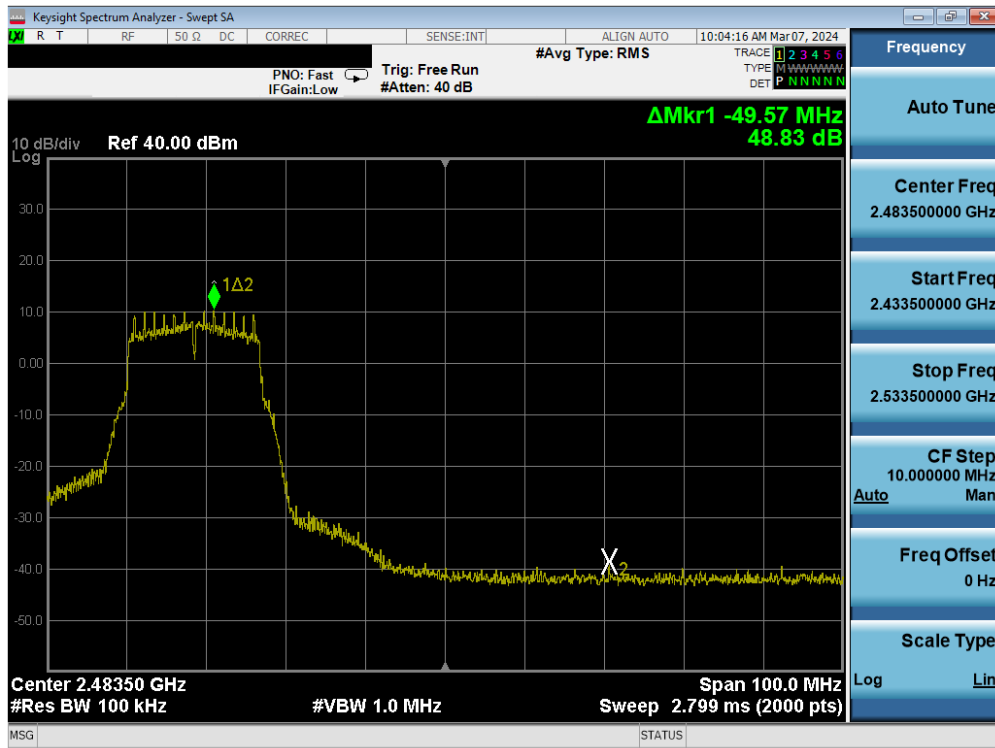


Plot 7-181. Band Edge Plot Antenna WF7b (802.11g – Ch. 7) – 12Mbps

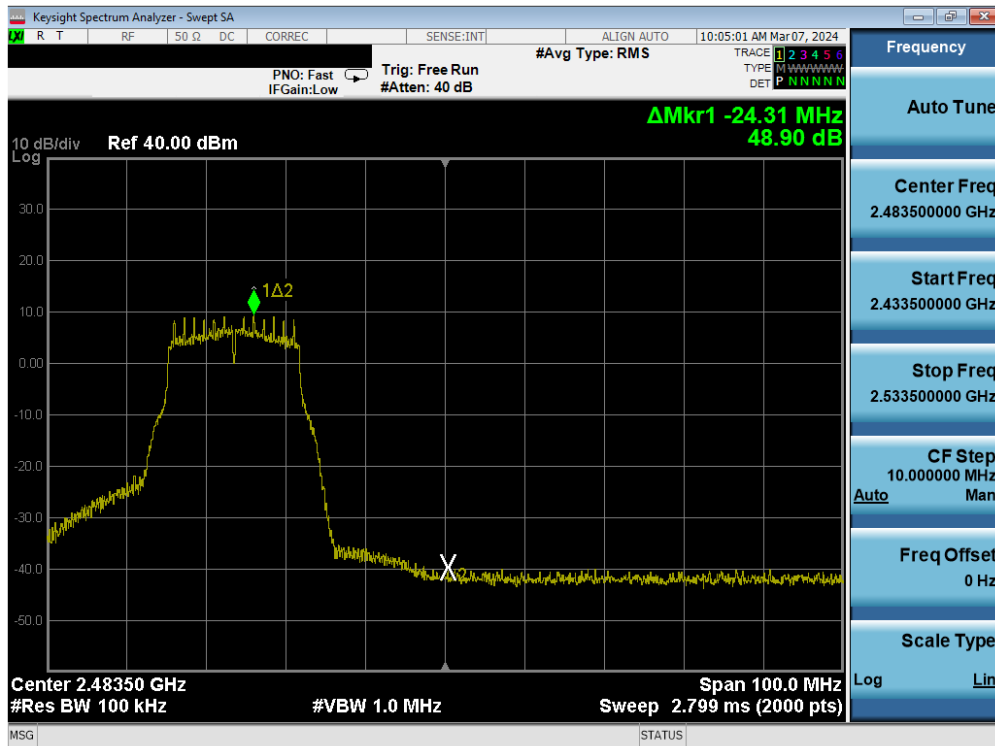


Plot 7-182. Band Edge Plot Antenna WF7b (802.11g – Ch. 8) – 12Mbps

FCC ID: BCGA2898 IC: 579C-A2898		MEASUREMENT REPORT (CERTIFICATION)	Approved by: Technical Manager
Test Report S/N: 1C2311270065-03.BCG	Test Dates: 12/1/2023 - 2/20/2024	EUT Type: Tablet Device	Page 133 of 426

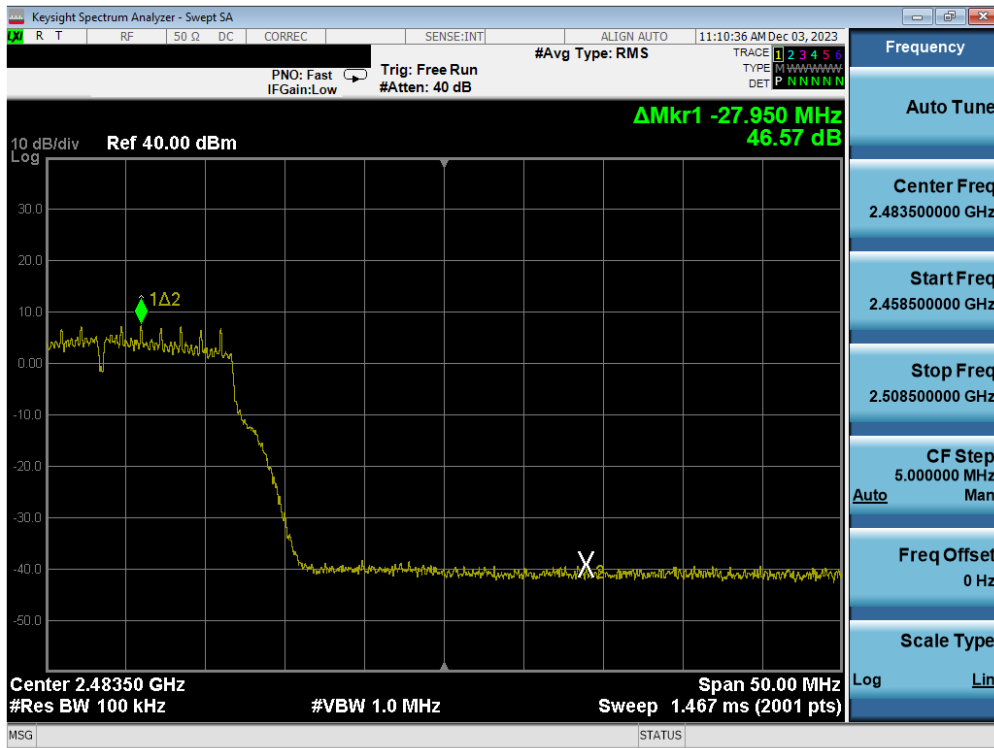


Plot 7-183. Band Edge Plot Antenna WF7b (802.11g – Ch. 9) – 12Mbps

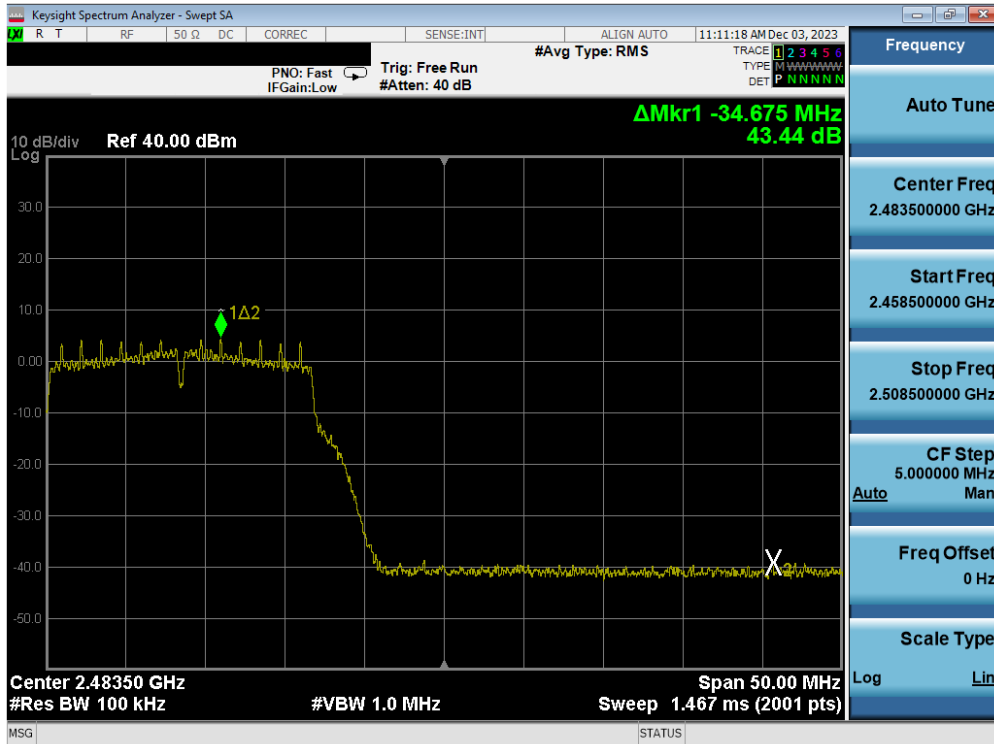


Plot 7-184. Band Edge Plot Antenna WF7b (802.11g – Ch. 10) – 12Mbps

FCC ID: BCGA2898 IC: 579C-A2898		MEASUREMENT REPORT (CERTIFICATION)	Approved by: Technical Manager
Test Report S/N: 1C2311270065-03.BCG	Test Dates: 12/1/2023 - 2/20/2024	EUT Type: Tablet Device	Page 134 of 426

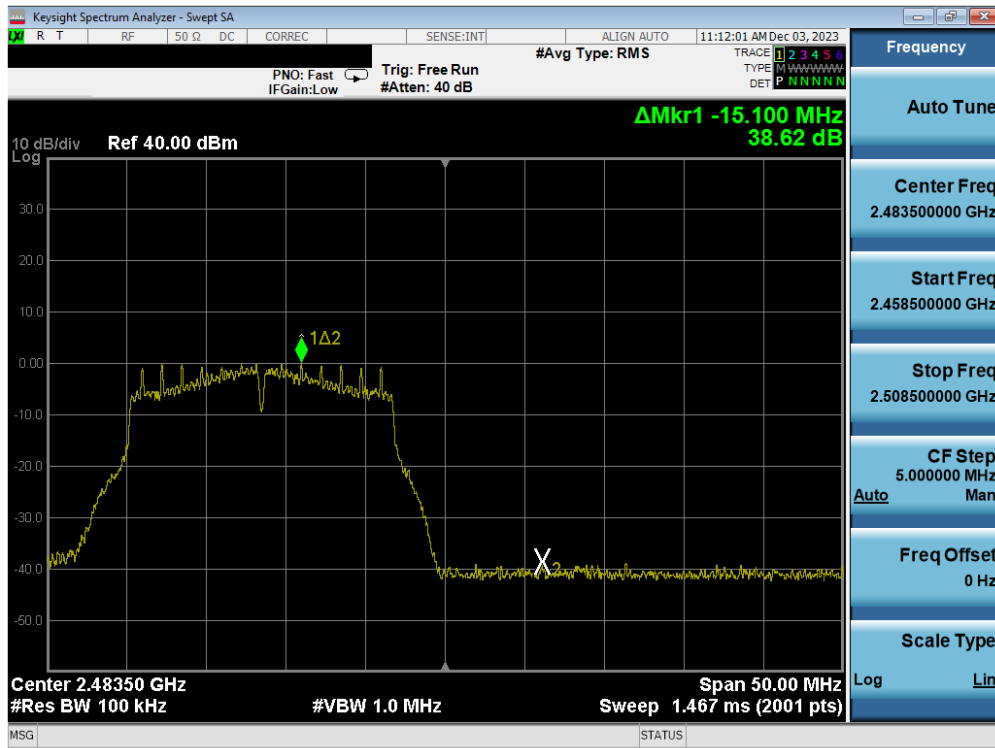


Plot 7-185. Band Edge Plot Antenna WF7b (802.11g – Ch. 11) – 12Mbps

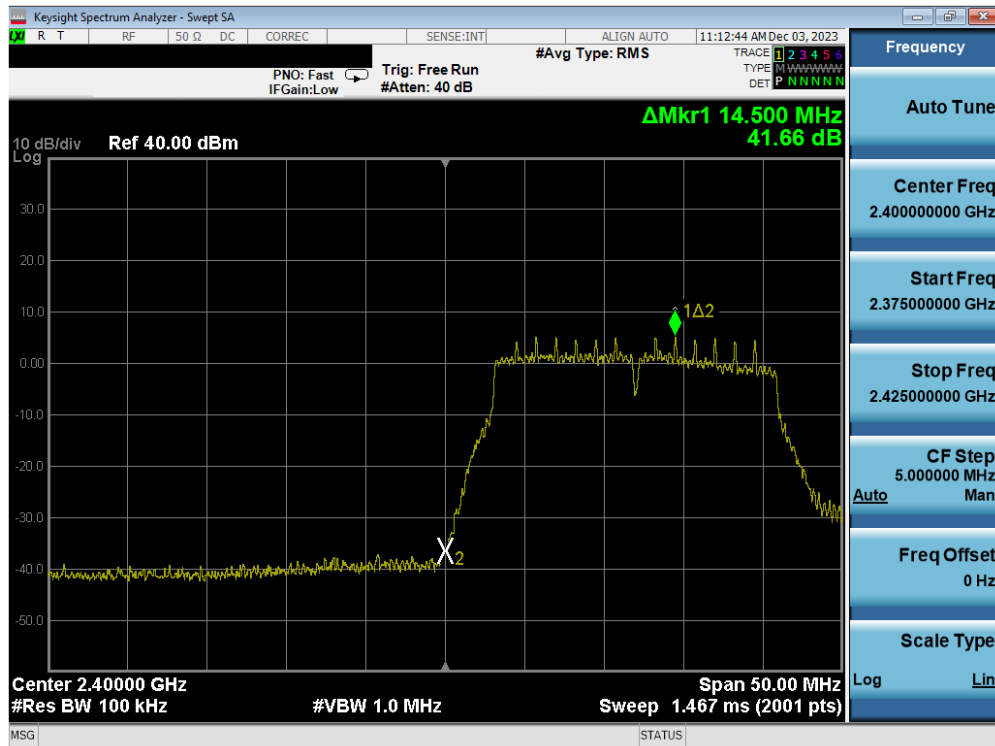


Plot 7-186. Band Edge Plot Antenna WF7b (802.11g – Ch. 12) – 12Mbps

FCC ID: BCGA2898 IC: 579C-A2898		MEASUREMENT REPORT (CERTIFICATION)	Approved by: Technical Manager
Test Report S/N: 1C2311270065-03.BCG	Test Dates: 12/1/2023 - 2/20/2024	EUT Type: Tablet Device	Page 135 of 426

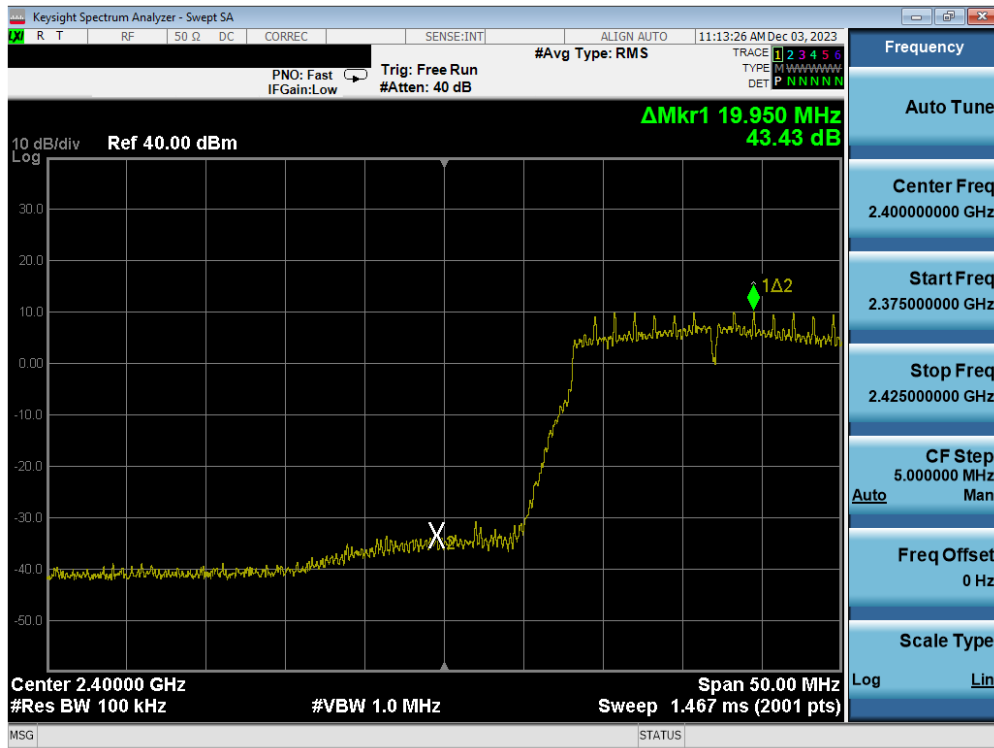


Plot 7-187. Band Edge Plot Antenna WF7b (802.11g – Ch. 13) – 12Mbps

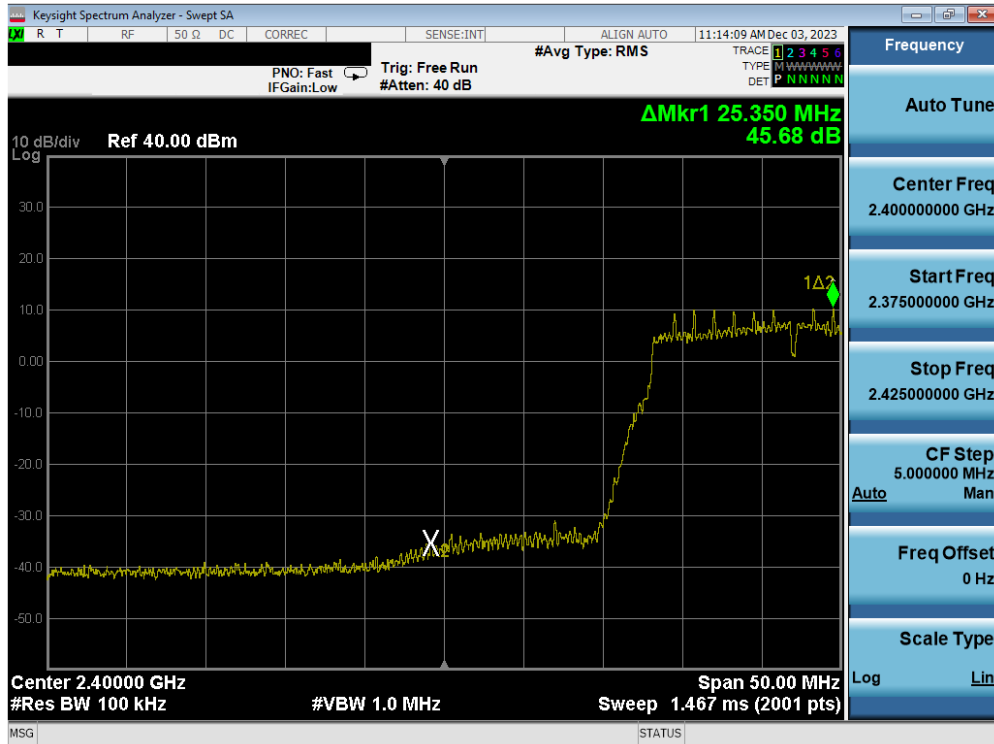


Plot 7-188. Band Edge Plot Antenna WF7b (802.11n (2.4GHz) – Ch. 1) – MCS2

FCC ID: BCGA2898 IC: 579C-A2898		MEASUREMENT REPORT (CERTIFICATION)	Approved by: Technical Manager
Test Report S/N: 1C2311270065-03.BCG	Test Dates: 12/1/2023 - 2/20/2024	EUT Type: Tablet Device	Page 136 of 426

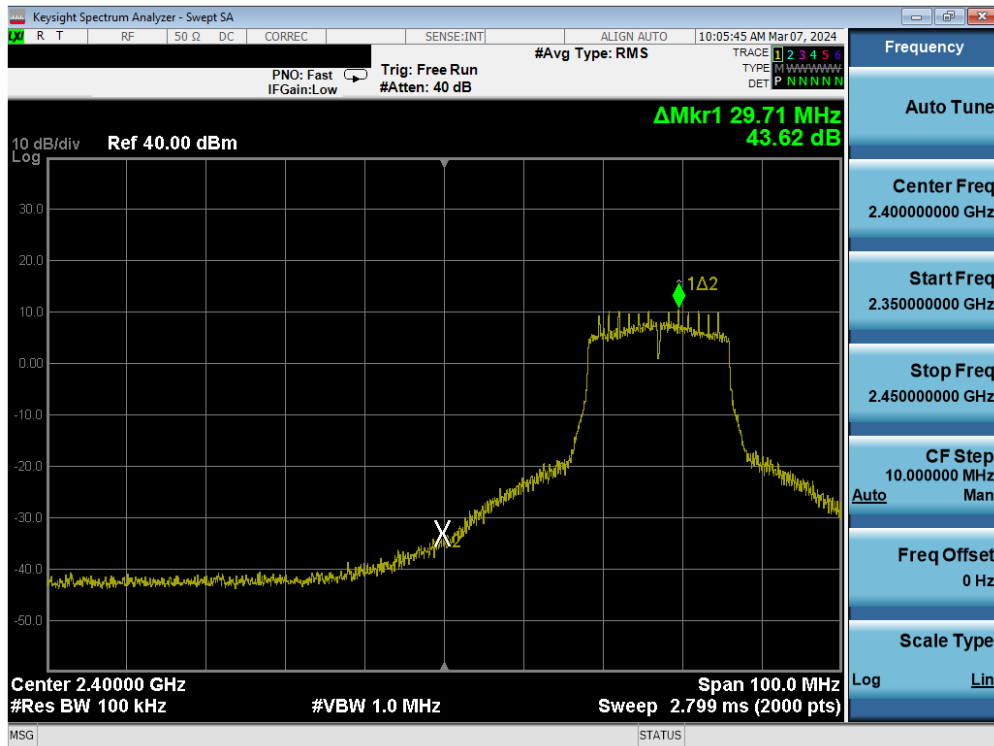


Plot 7-189. Band Edge Plot Antenna WF7b (802.11n (2.4GHz) – Ch. 2) – MCS2

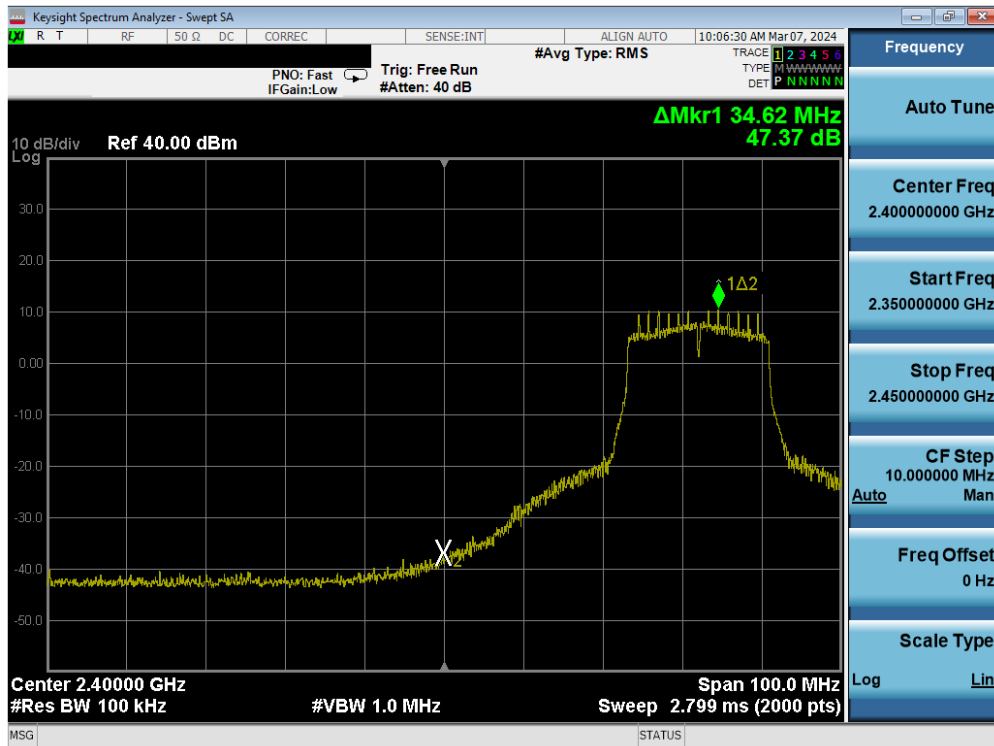


Plot 7-190. Band Edge Plot Antenna WF7b (802.11n (2.4GHz) – Ch. 3) – MCS2

FCC ID: BCGA2898 IC: 579C-A2898		MEASUREMENT REPORT (CERTIFICATION)	Approved by: Technical Manager
Test Report S/N: 1C2311270065-03.BCG	Test Dates: 12/1/2023 - 2/20/2024	EUT Type: Tablet Device	Page 137 of 426

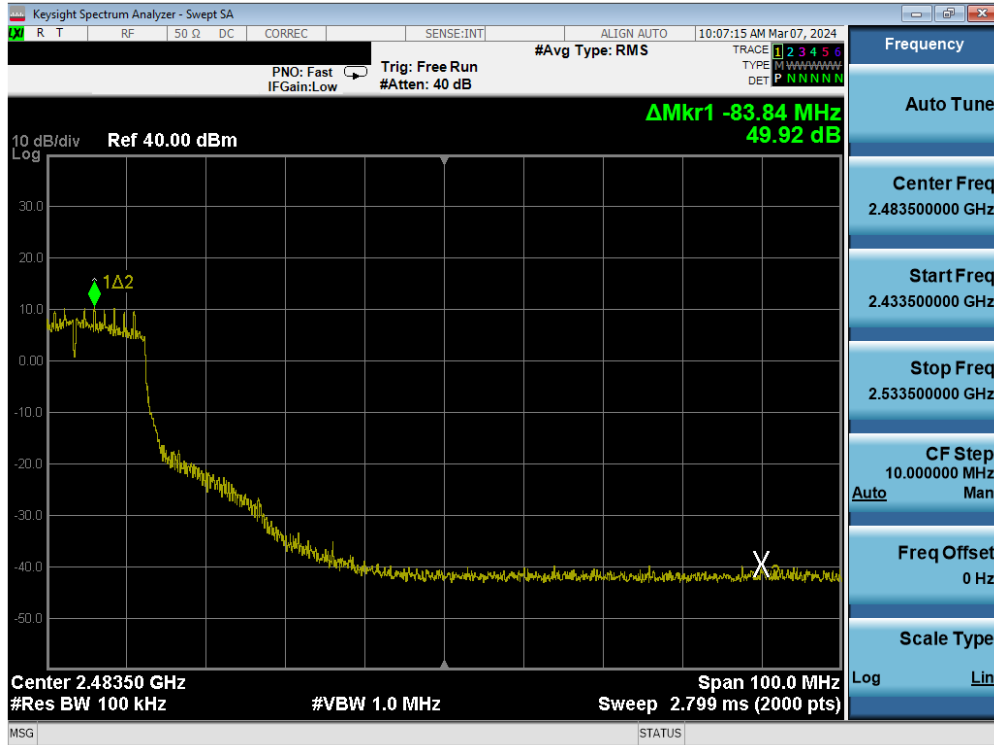


Plot 7-191. Band Edge Plot Antenna WF7b (802.11n (2.4GHz) – Ch. 4) – MCS2

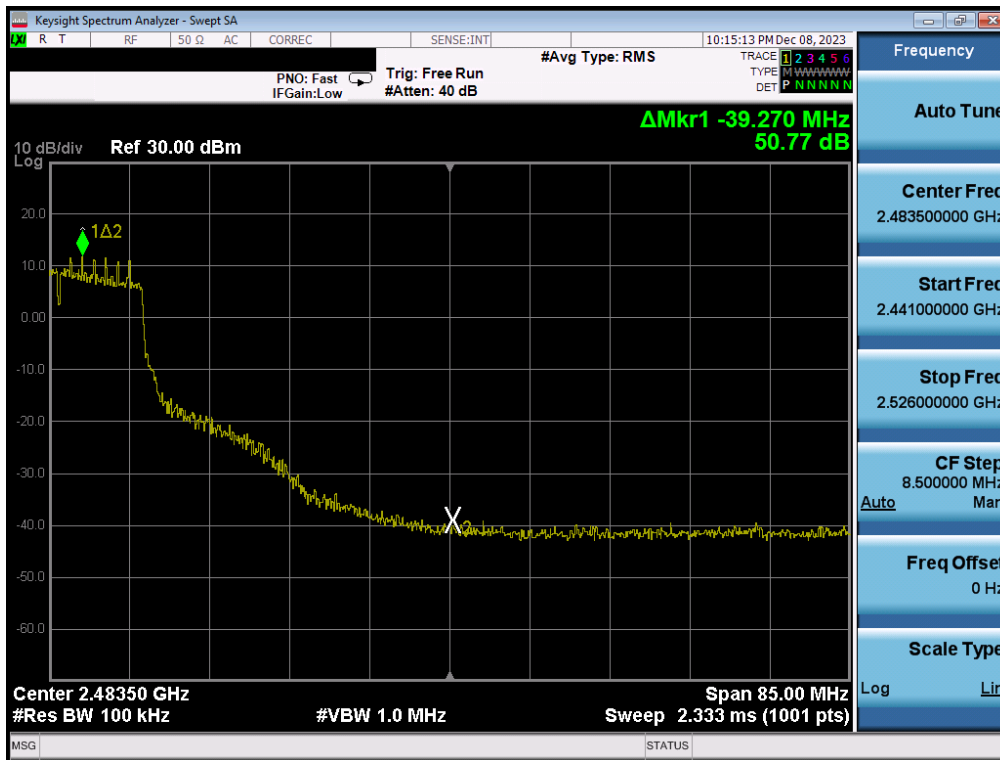


Plot 7-192. Band Edge Plot Antenna WF7b (802.11n (2.4GHz) – Ch. 5) – MCS2

FCC ID: BCGA2898 IC: 579C-A2898		MEASUREMENT REPORT (CERTIFICATION)	Approved by: Technical Manager
Test Report S/N: 1C2311270065-03.BCG	Test Dates: 12/1/2023 - 2/20/2024	EUT Type: Tablet Device	Page 138 of 426



Plot 7-193. Band Edge Plot Antenna WF7b (802.11n (2.4GHz) – Ch. 6 (high)) – MCS2

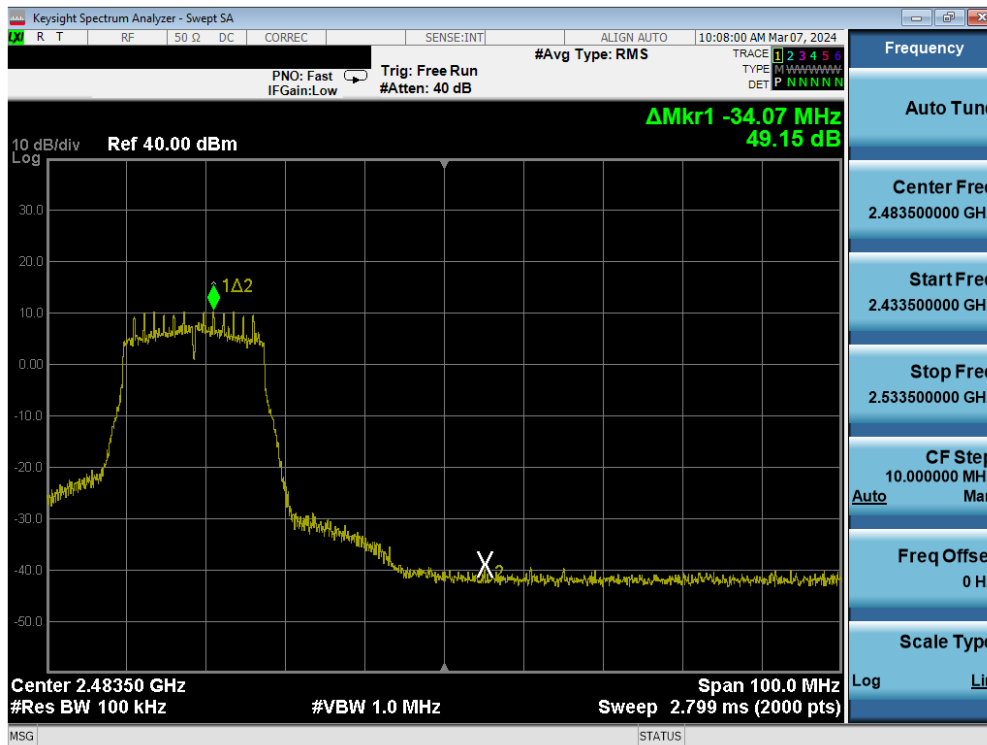


Plot 7-194. Band Edge Plot Antenna WF7b (802.11n (2.4GHz) – Ch. 7) – MCS2

FCC ID: BCGA2898 IC: 579C-A2898		MEASUREMENT REPORT (CERTIFICATION)	Approved by: Technical Manager
Test Report S/N: 1C2311270065-03.BCG	Test Dates: 12/1/2023 - 2/20/2024	EUT Type: Tablet Device	Page 139 of 426

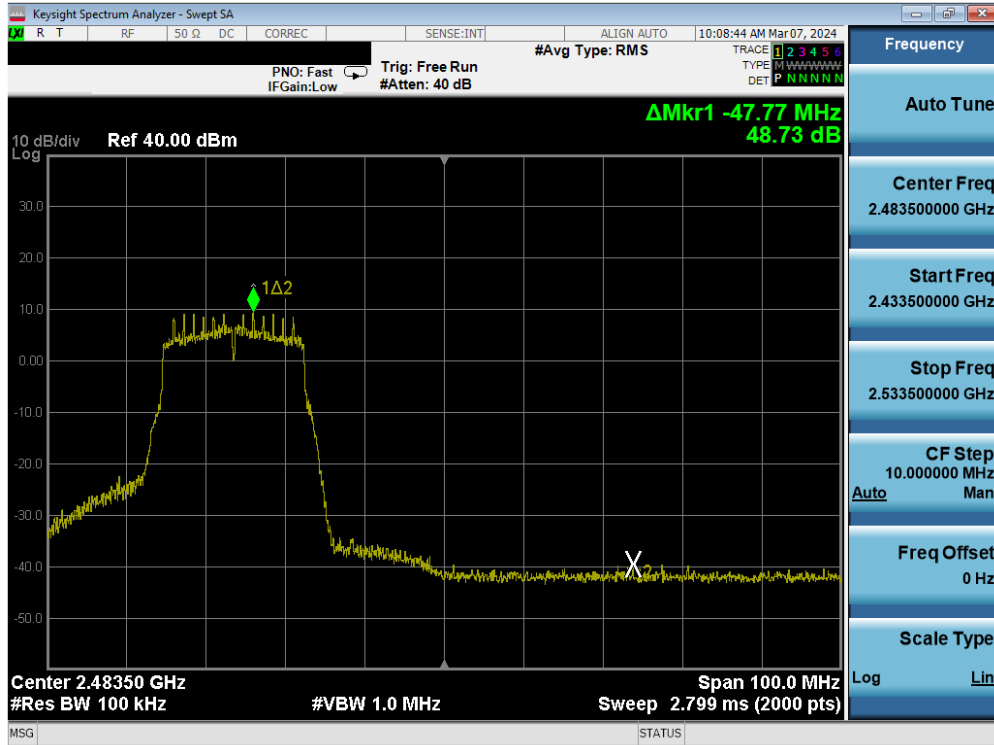


Plot 7-195. Band Edge Plot Antenna WF7b (802.11n (2.4GHz) – Ch. 8) – MCS2

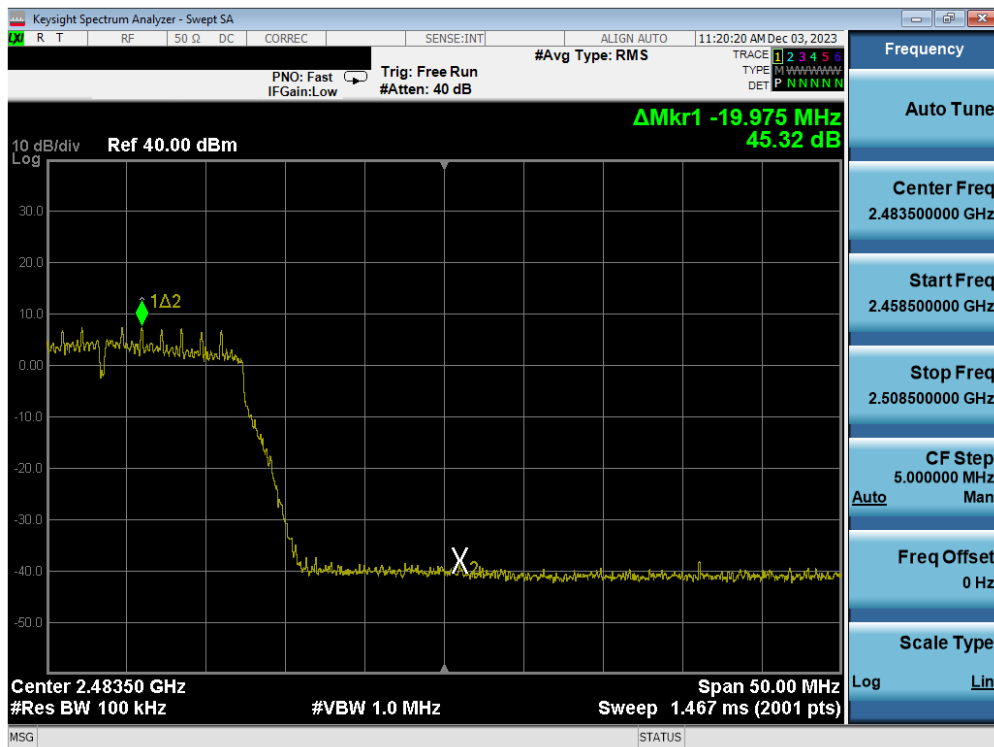


Plot 7-196. Band Edge Plot Antenna WF7b (802.11n (2.4GHz) – Ch. 9) – MCS2

FCC ID: BCGA2898 IC: 579C-A2898		MEASUREMENT REPORT (CERTIFICATION)	Approved by: Technical Manager
Test Report S/N: 1C2311270065-03.BCG	Test Dates: 12/1/2023 - 2/20/2024	EUT Type: Tablet Device	Page 140 of 426

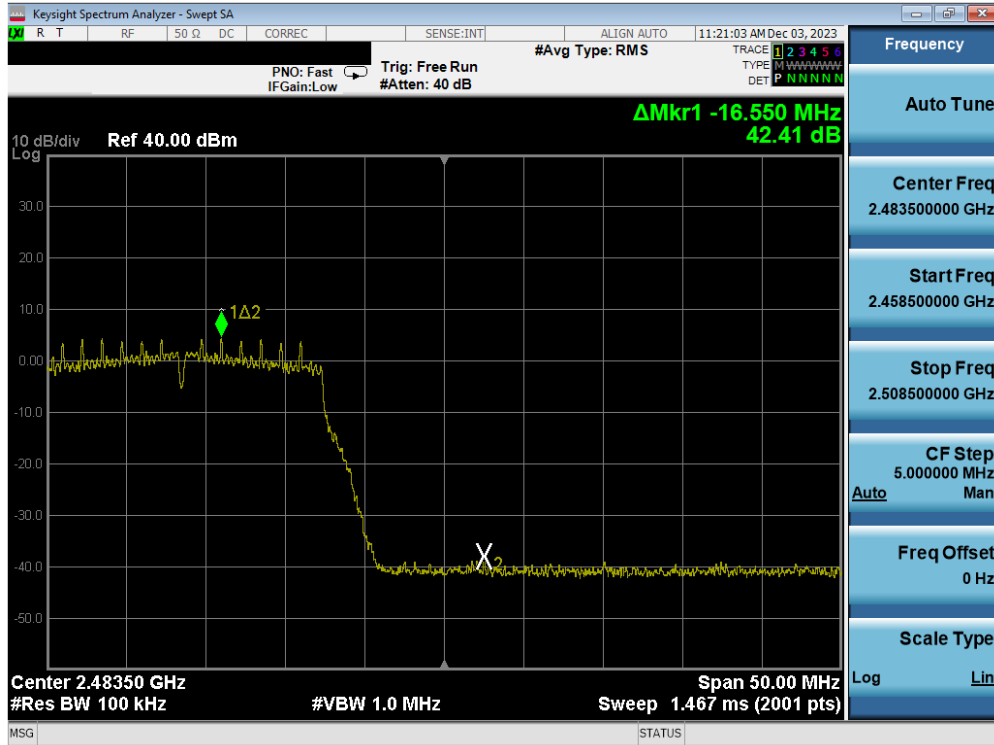


Plot 7-197. Band Edge Plot Antenna WF7b (802.11n (2.4GHz) – Ch. 10) – MCS2

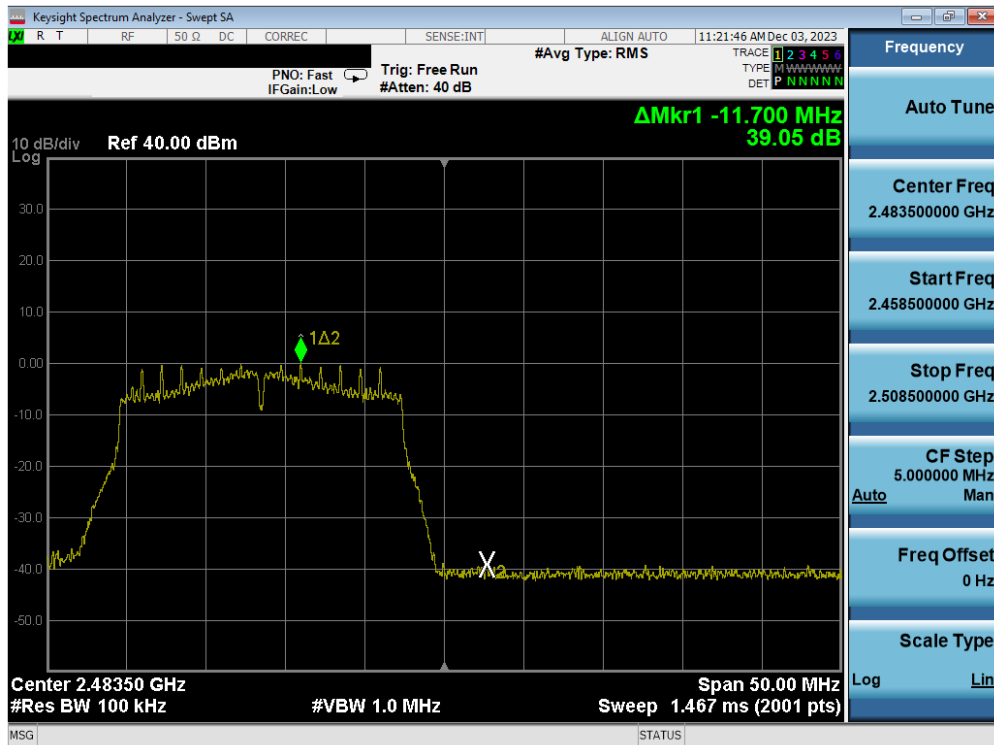


Plot 7-198. Band Edge Plot Antenna WF7b (802.11n (2.4GHz) – Ch. 11) – MCS2

FCC ID: BCGA2898 IC: 579C-A2898		MEASUREMENT REPORT (CERTIFICATION)	Approved by: Technical Manager
Test Report S/N: 1C2311270065-03.BCG	Test Dates: 12/1/2023 - 2/20/2024	EUT Type: Tablet Device	Page 141 of 426

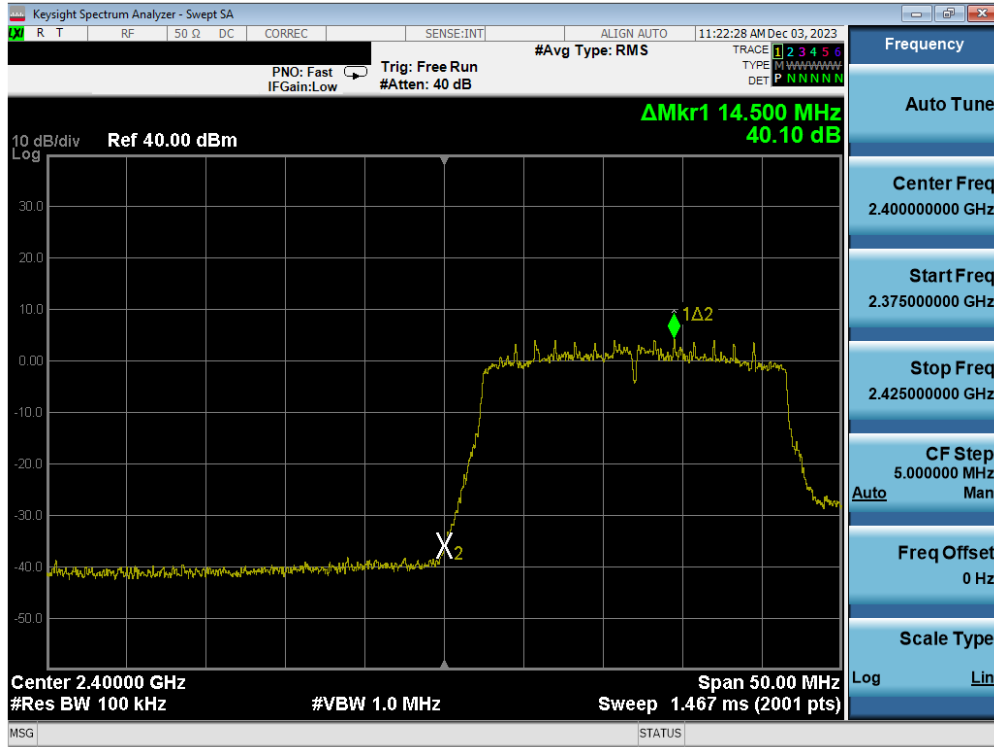


Plot 7-199. Band Edge Plot Antenna WF7b (802.11n (2.4GHz) – Ch. 12) – MCS2

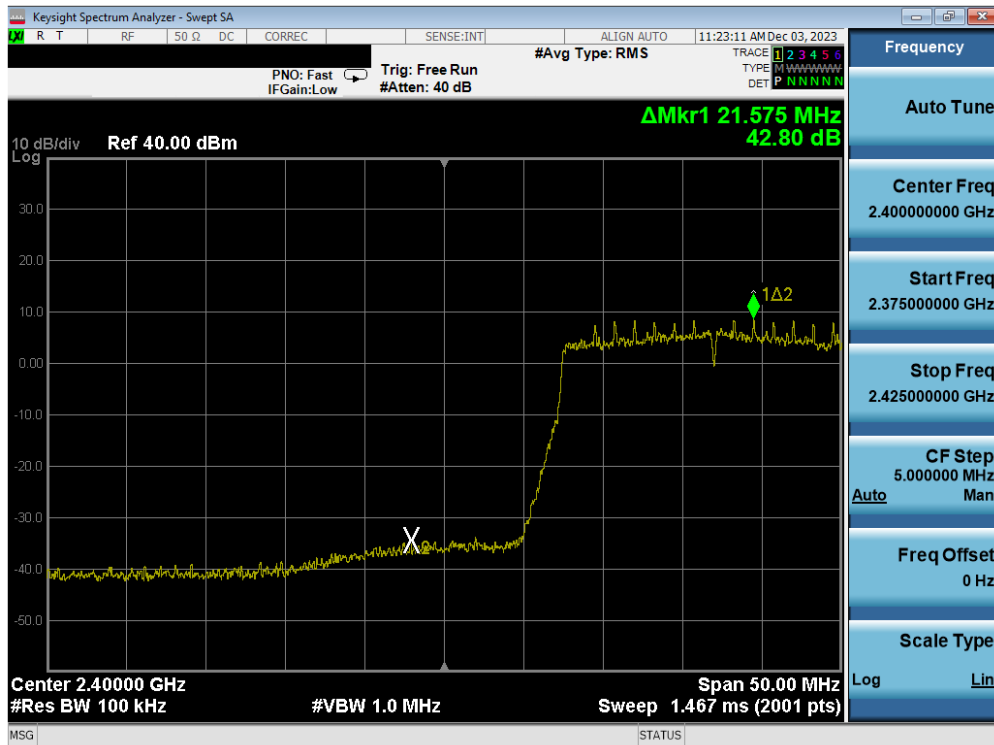


Plot 7-200. Band Edge Plot Antenna WF7b (802.11n (2.4GHz) – Ch. 13) – MCS2

FCC ID: BCGA2898 IC: 579C-A2898		MEASUREMENT REPORT (CERTIFICATION)	Approved by: Technical Manager
Test Report S/N: 1C2311270065-03.BCG	Test Dates: 12/1/2023 - 2/20/2024	EUT Type: Tablet Device	Page 142 of 426

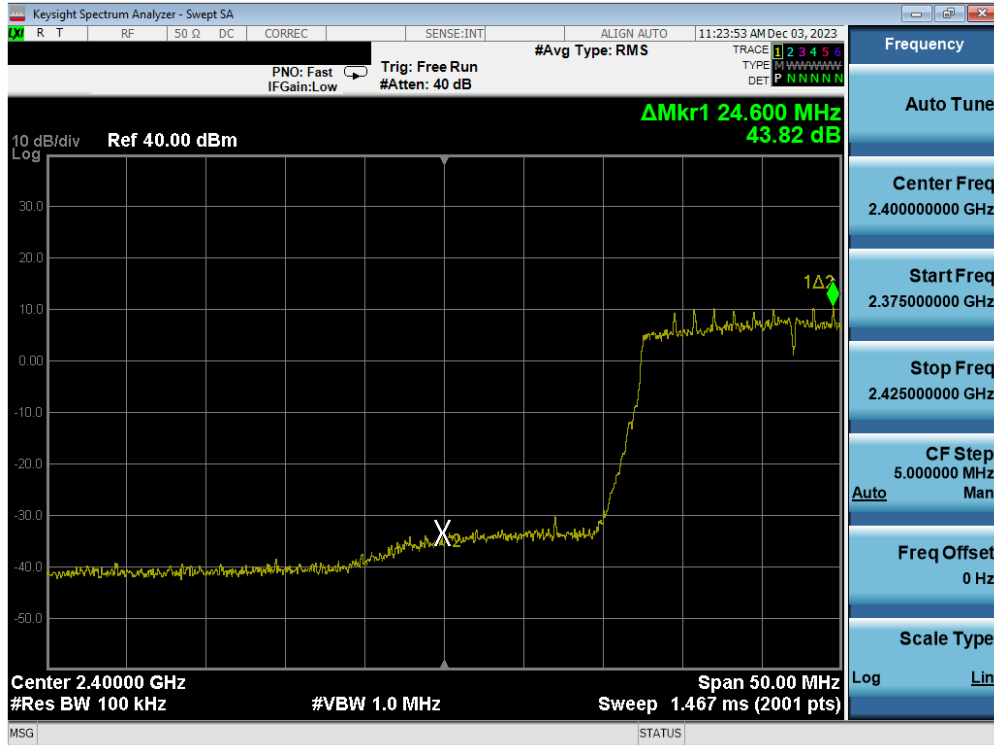


Plot 7-201. Band Edge Plot Antenna WF7b (802.11ax(SU) - (2.4GHz) – Ch. 1) – MCS2

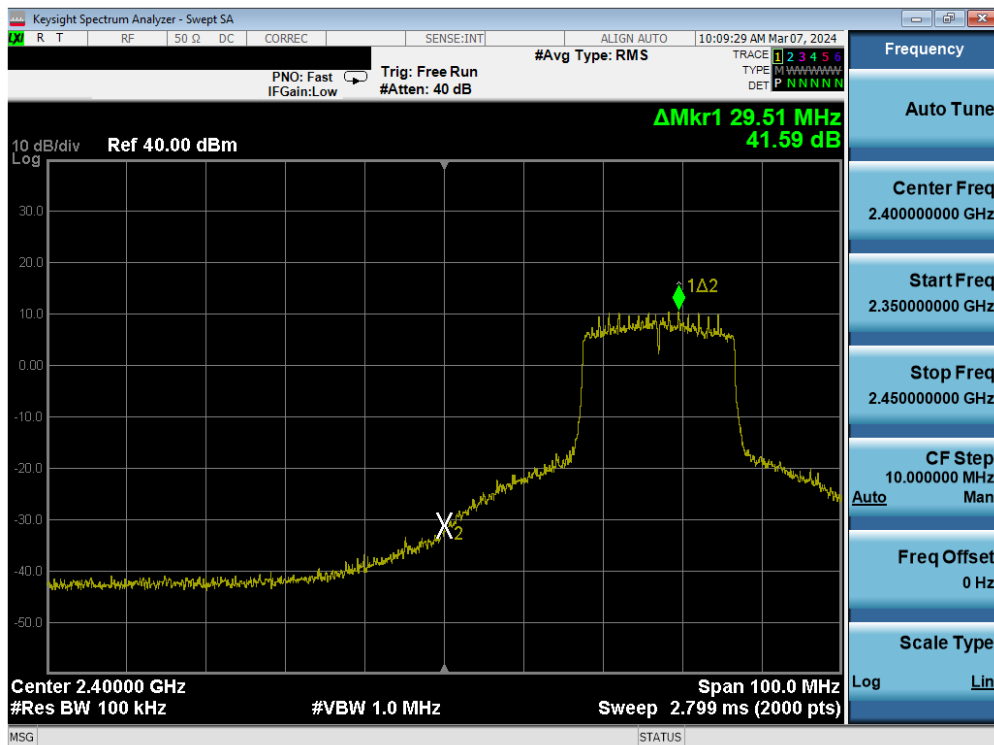


Plot 7-202. Band Edge Plot Antenna WF7b (802.11ax(SU) - (2.4GHz) – Ch. 2) – MCS2

FCC ID: BCGA2898 IC: 579C-A2898		MEASUREMENT REPORT (CERTIFICATION)	Approved by: Technical Manager
Test Report S/N: 1C2311270065-03.BCG	Test Dates: 12/1/2023 - 2/20/2024	EUT Type: Tablet Device	Page 143 of 426

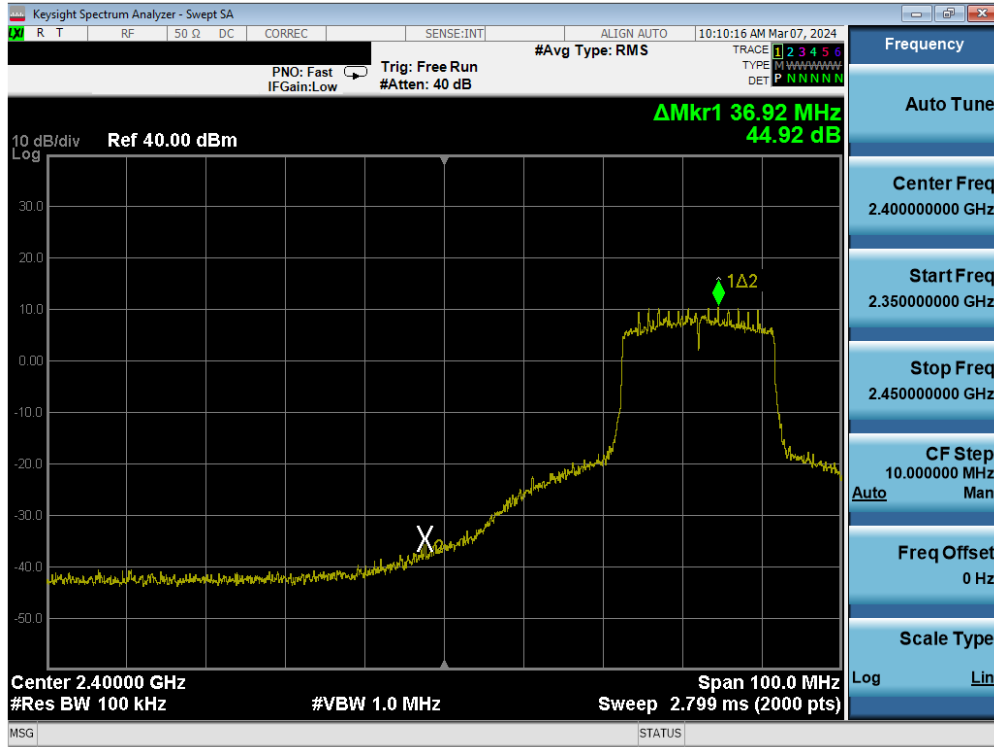


Plot 7-203. Band Edge Plot Antenna WF7b (802.11ax(SU) - (2.4GHz) – Ch. 3) – MCS2

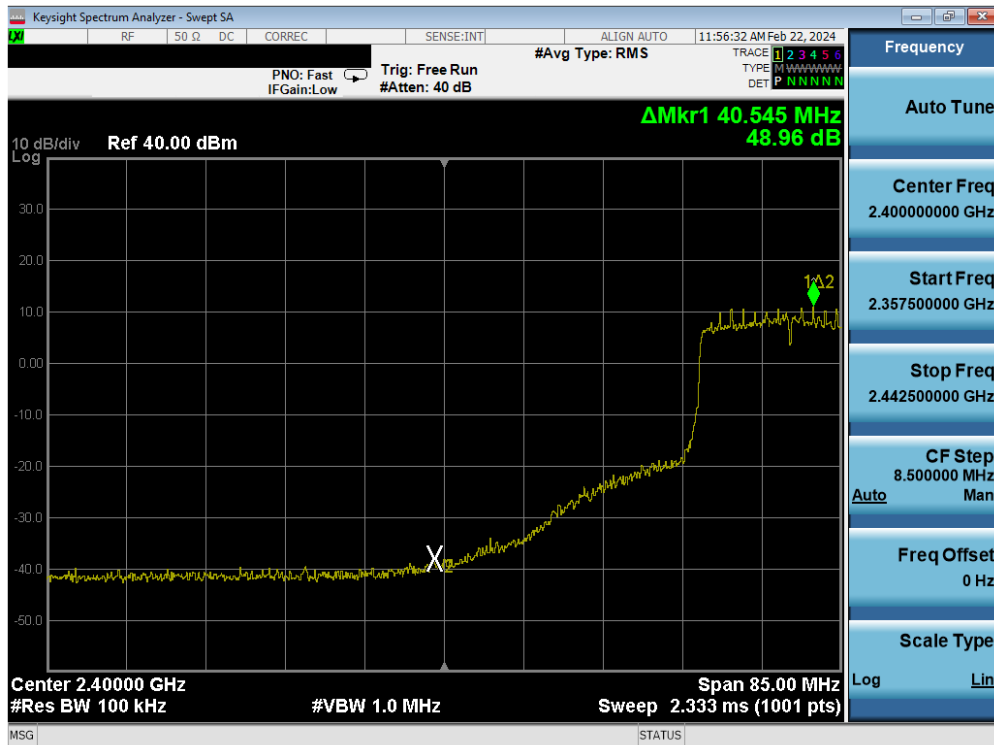


Plot 7-204. Band Edge Plot Antenna WF7b (802.11ax(SU) - (2.4GHz) – Ch. 4) – MCS2

FCC ID: BCGA2898 IC: 579C-A2898		MEASUREMENT REPORT (CERTIFICATION)	Approved by: Technical Manager
Test Report S/N: 1C2311270065-03.BCG	Test Dates: 12/1/2023 - 2/20/2024	EUT Type: Tablet Device	Page 144 of 426

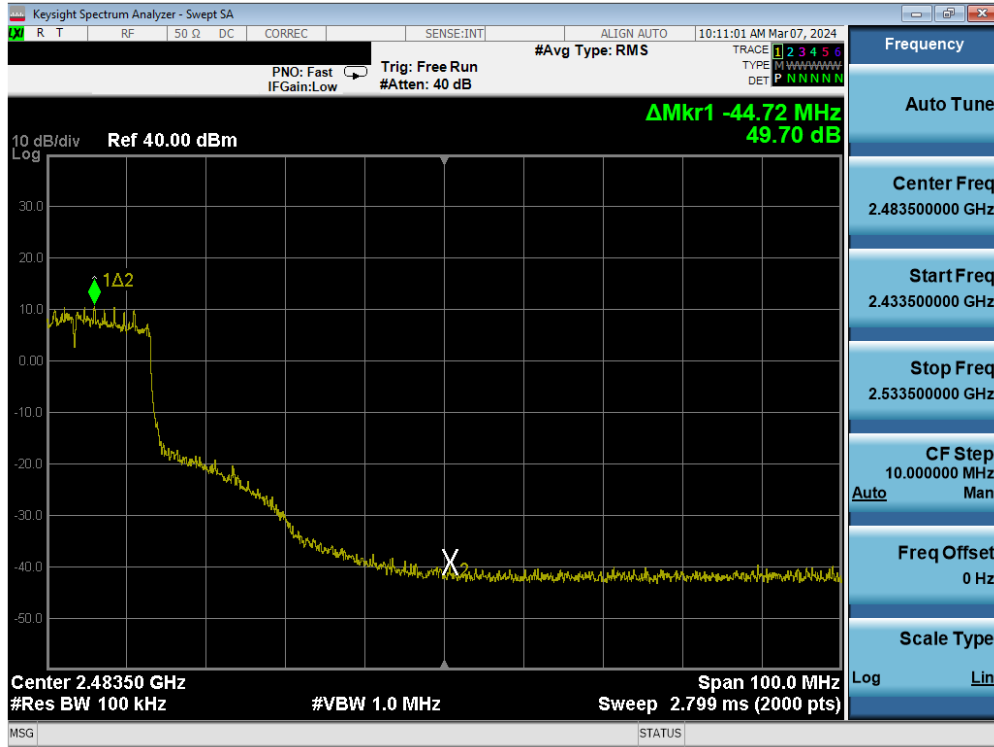


Plot 7-205. Band Edge Plot Antenna WF7b (802.11ax(SU) - (2.4GHz) – Ch. 5) – MCS2

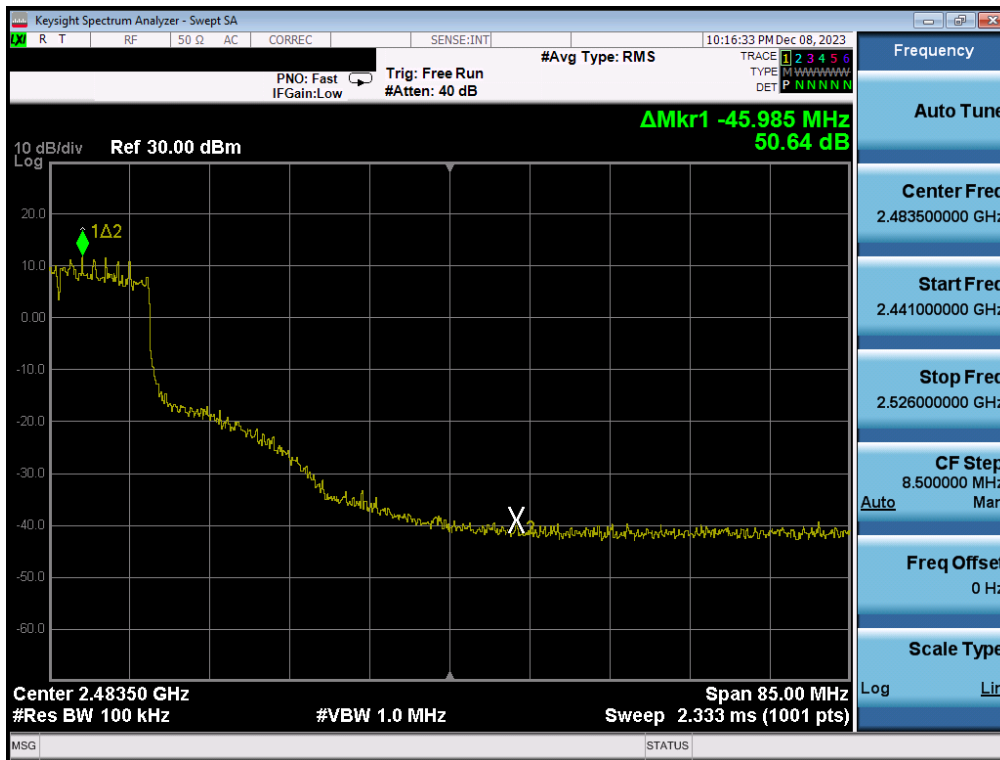


Plot 7-206. Band Edge Plot Antenna WF7b (802.11ax(SU) - (2.4GHz) – Ch. 6 (low)) – MCS2

FCC ID: BCGA2898 IC: 579C-A2898		MEASUREMENT REPORT (CERTIFICATION)	Approved by: Technical Manager
Test Report S/N: 1C2311270065-03.BCG	Test Dates: 12/1/2023 - 2/20/2024	EUT Type: Tablet Device	Page 145 of 426



Plot 7-207. Band Edge Plot Antenna WF7b (802.11ax(SU) - (2.4GHz) - Ch. 6 (high)) - MCS2



Plot 7-208. Band Edge Plot Antenna WF7b (802.11ax(SU) - (2.4GHz) - Ch. 7) - MCS2

FCC ID: BCGA2898 IC: 579C-A2898		MEASUREMENT REPORT (CERTIFICATION)	Approved by: Technical Manager
Test Report S/N: 1C2311270065-03.BCG	Test Dates: 12/1/2023 - 2/20/2024	EUT Type: Tablet Device	Page 146 of 426

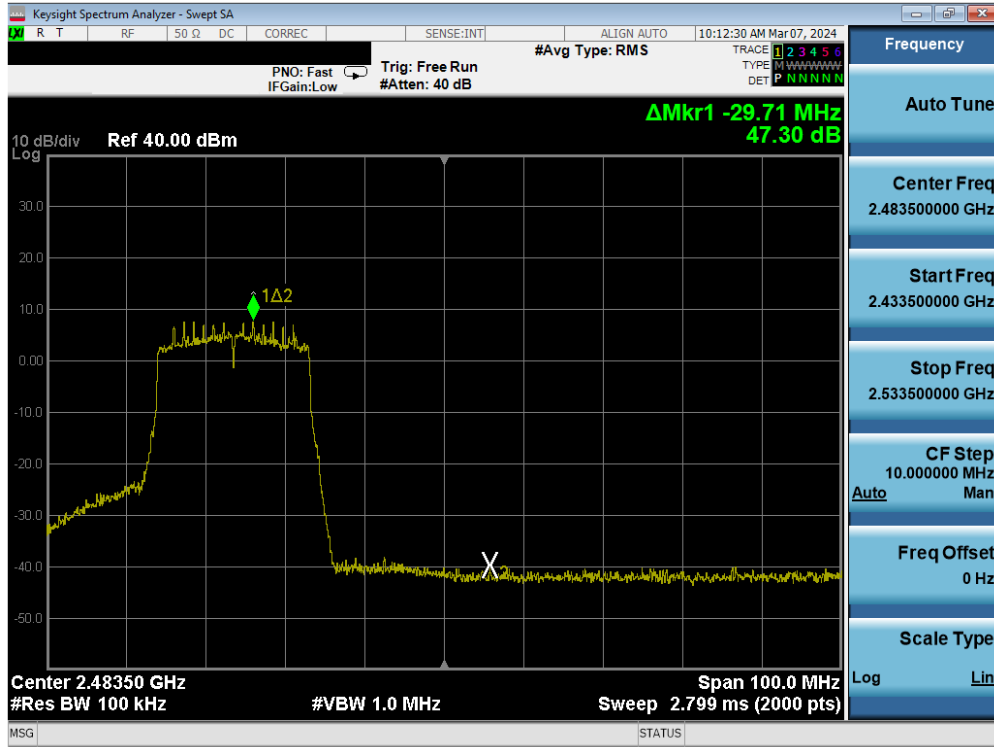


Plot 7-209. Band Edge Plot Antenna WF7b (802.11ax(SU) - (2.4GHz) - Ch. 8) - MCS2

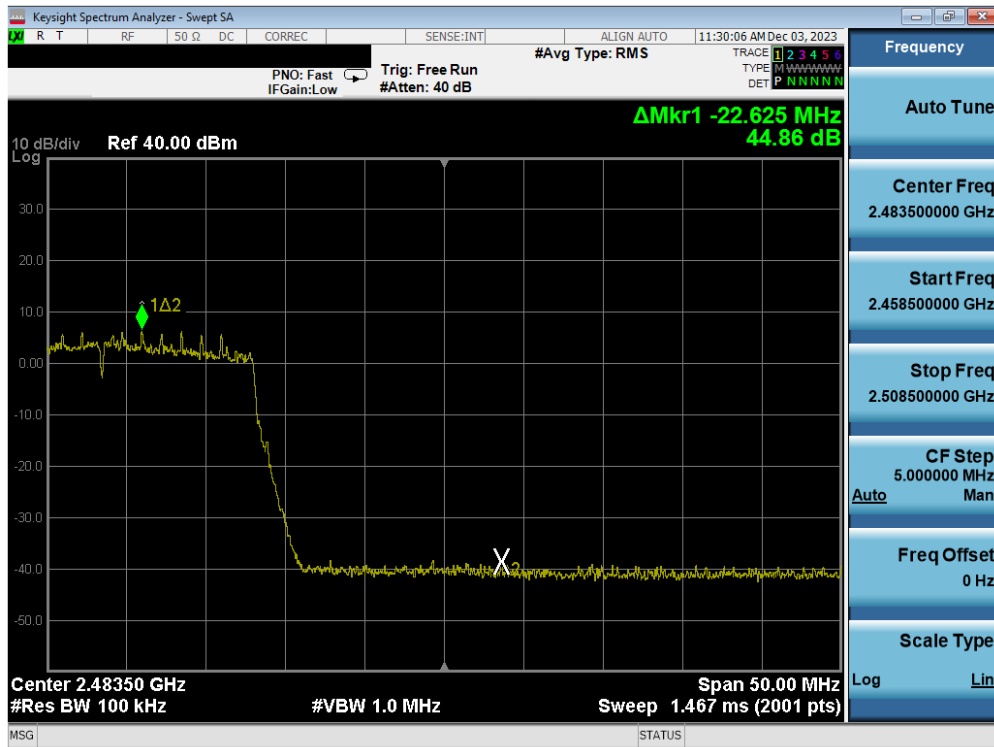


Plot 7-210. Band Edge Plot Antenna WF7b (802.11ax(SU) - (2.4GHz) - Ch. 9) - MCS2

FCC ID: BCGA2898 IC: 579C-A2898		MEASUREMENT REPORT (CERTIFICATION)	Approved by: Technical Manager
Test Report S/N: 1C2311270065-03.BCG	Test Dates: 12/1/2023 - 2/20/2024	EUT Type: Tablet Device	Page 147 of 426

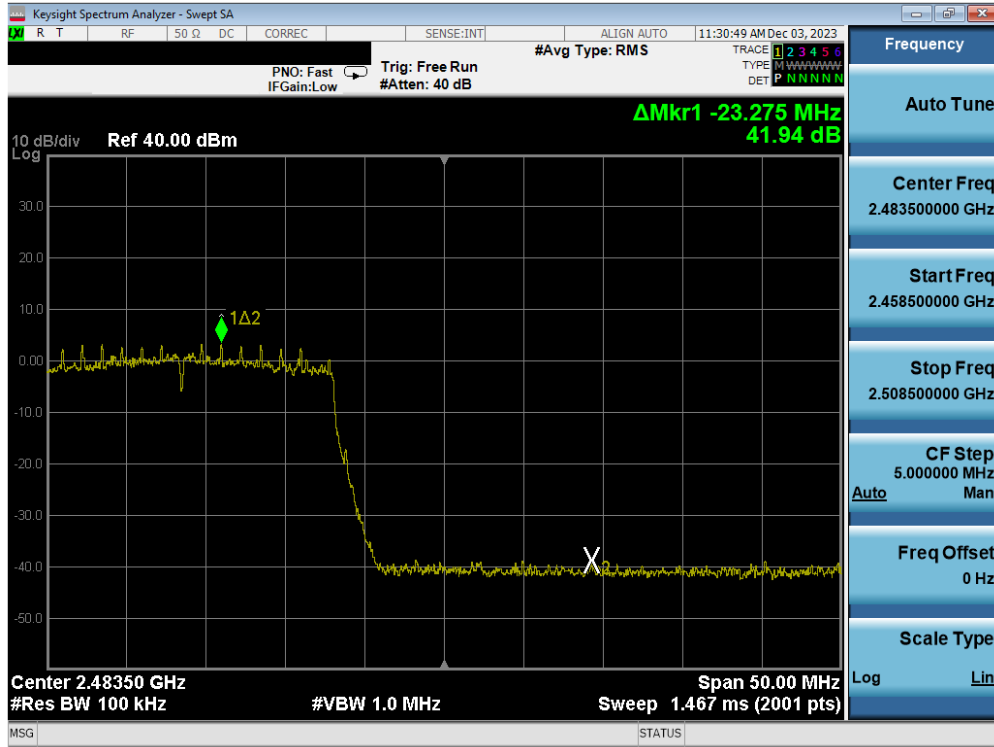


Plot 7-211. Band Edge Plot Antenna WF7b (802.11ax(SU) - (2.4GHz) – Ch. 10) – MCS2



Plot 7-212. Band Edge Plot Antenna WF7b (802.11ax(SU) - (2.4GHz) – Ch. 11) – MCS2

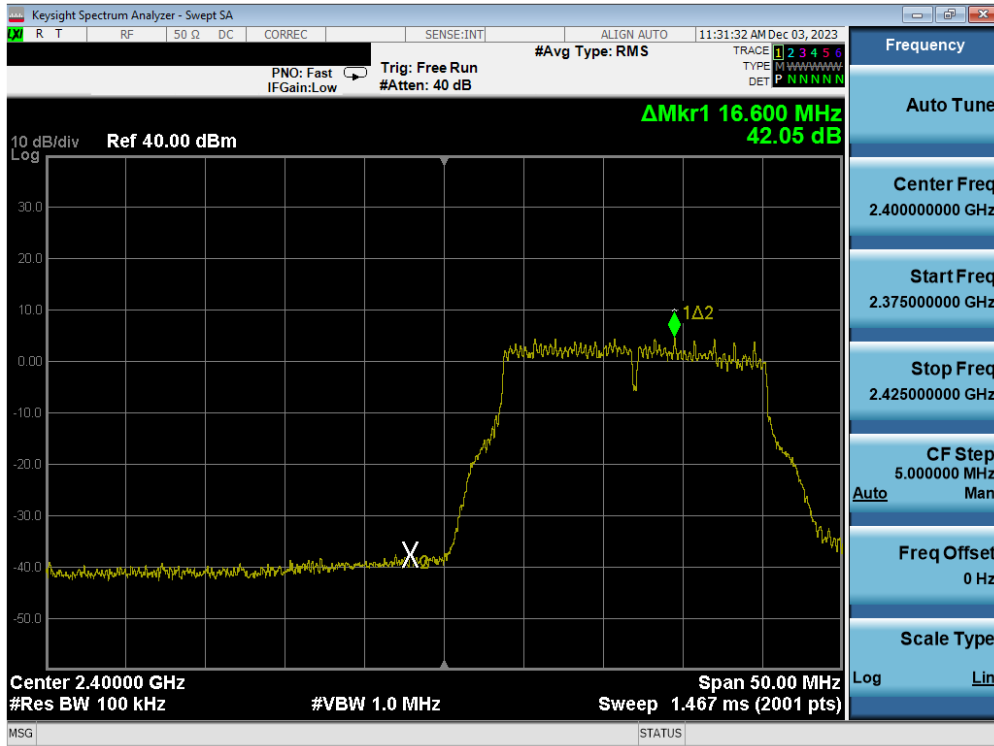
FCC ID: BCGA2898 IC: 579C-A2898		MEASUREMENT REPORT (CERTIFICATION)	Approved by: Technical Manager
Test Report S/N: 1C2311270065-03.BCG	Test Dates: 12/1/2023 - 2/20/2024	EUT Type: Tablet Device	Page 148 of 426



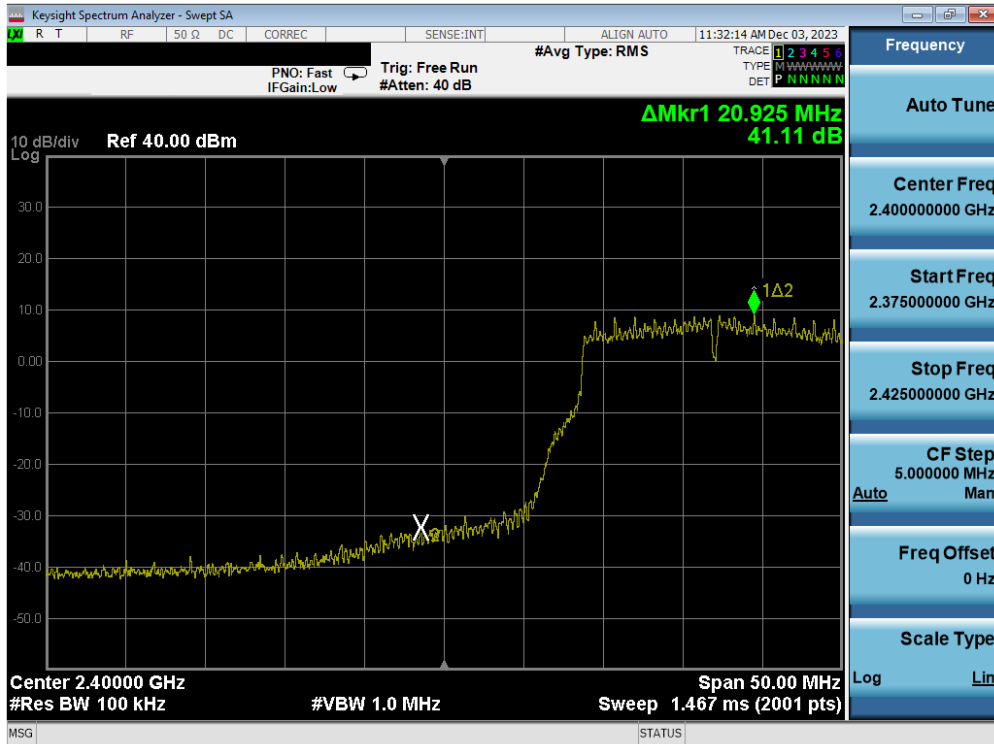
Plot 7-213. Band Edge Plot Antenna WF7b (802.11ax(SU) - (2.4GHz) – Ch. 12) – MCS2

FCC ID: BCGA2898 IC: 579C-A2898		MEASUREMENT REPORT (CERTIFICATION)	Approved by: Technical Manager
Test Report S/N: 1C2311270065-03.BCG	Test Dates: 12/1/2023 - 2/20/2024	EUT Type: Tablet Device	Page 149 of 426

Mid Rate

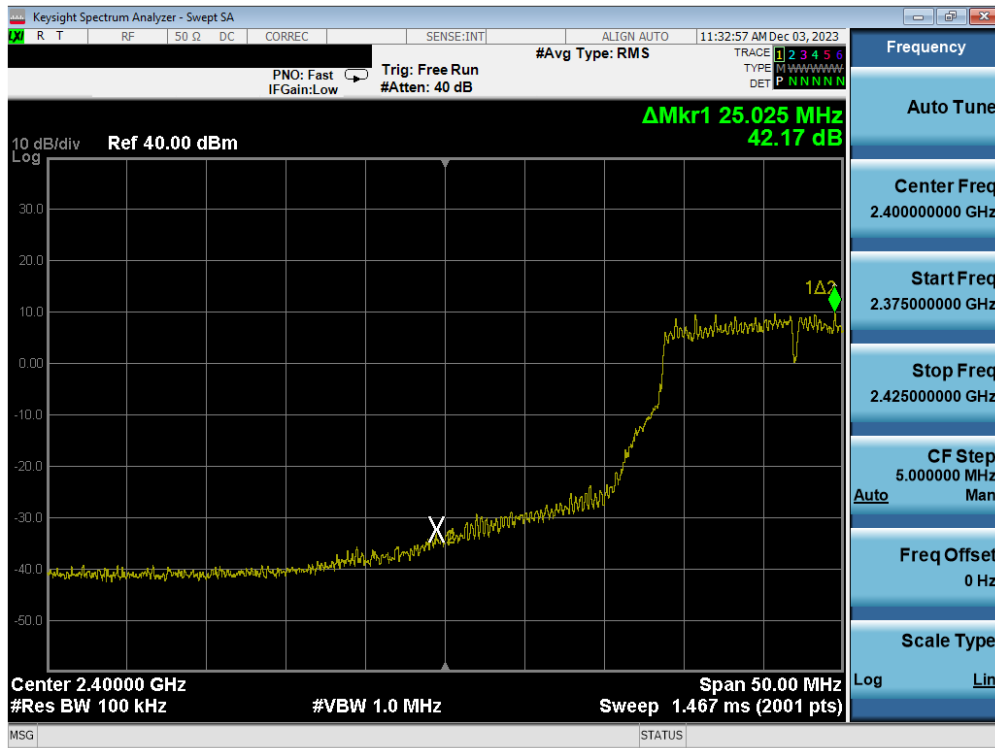


Plot 7-214. Band Edge Plot Antenna WF7b (802.11g – Ch. 1) – 24Mbps

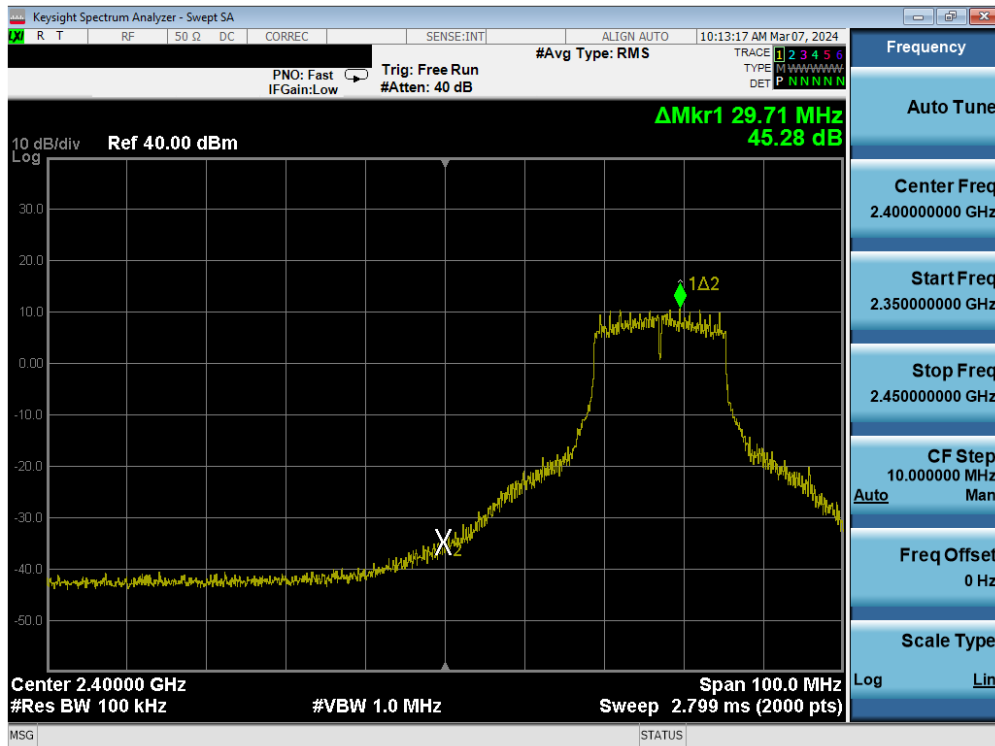


Plot 7-215. Band Edge Plot Antenna WF7b (802.11g – Ch. 2) – 24Mbps

FCC ID: BCGA2898 IC: 579C-A2898		MEASUREMENT REPORT (CERTIFICATION)	Approved by: Technical Manager
Test Report S/N: 1C2311270065-03.BCG	Test Dates: 12/1/2023 - 2/20/2024	EUT Type: Tablet Device	Page 150 of 426

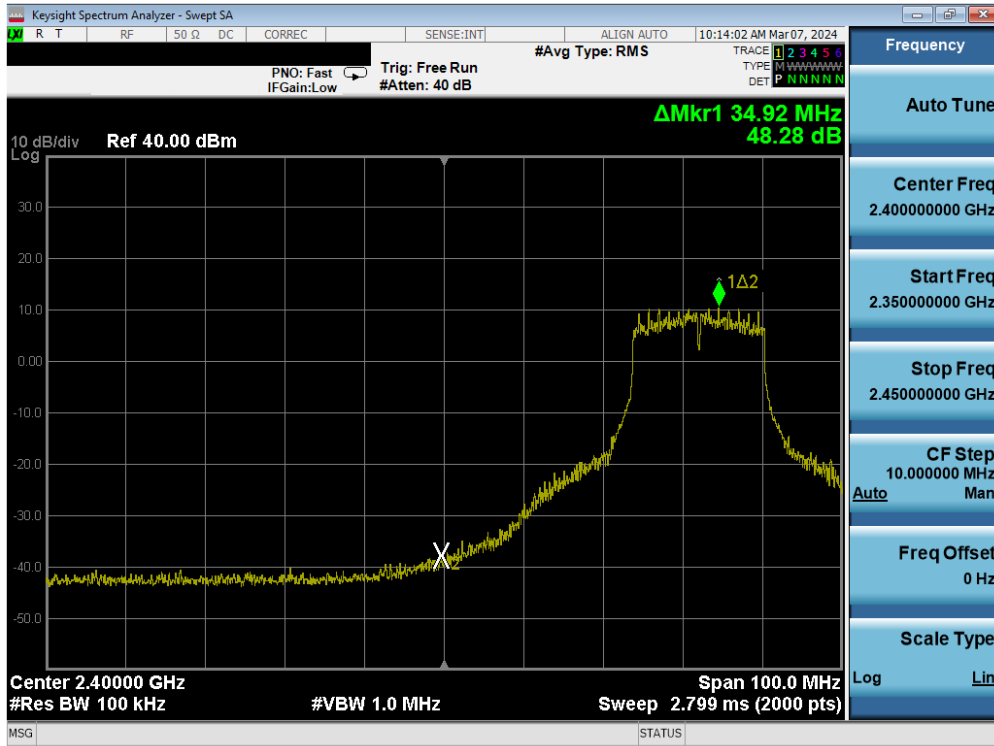


Plot 7-216. Band Edge Plot Antenna WF7b (802.11g – Ch. 3) – 24Mbps

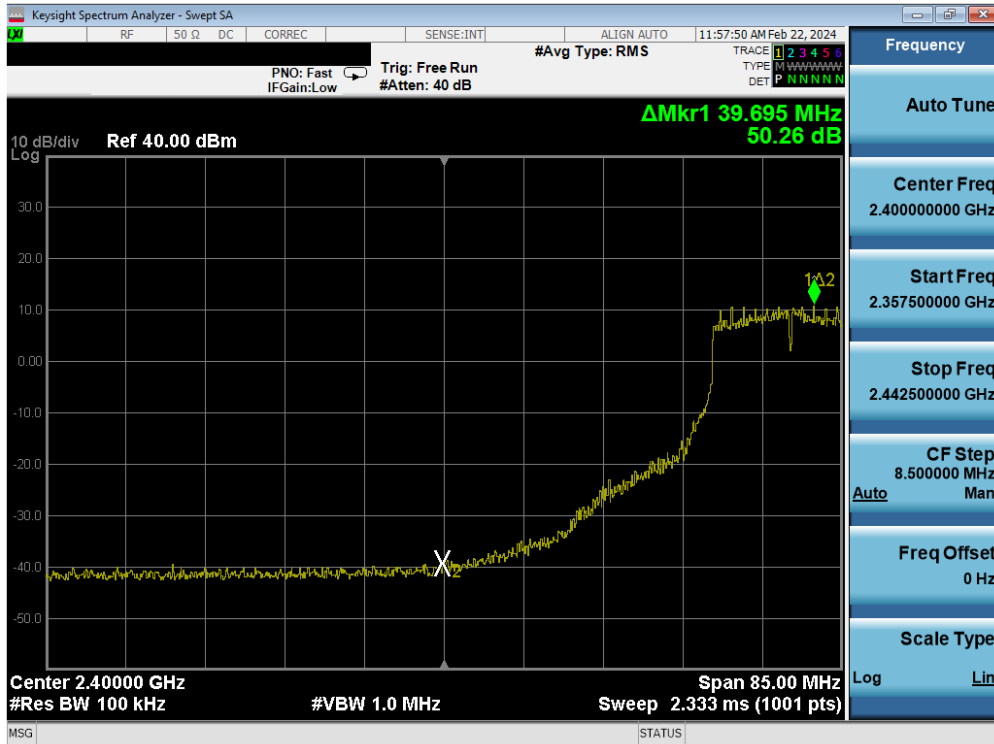


Plot 7-217. Band Edge Plot Antenna WF7b (802.11g – Ch. 4) – 24Mbps

FCC ID: BCGA2898 IC: 579C-A2898		MEASUREMENT REPORT (CERTIFICATION)	Approved by: Technical Manager
Test Report S/N: 1C2311270065-03.BCG	Test Dates: 12/1/2023 - 2/20/2024	EUT Type: Tablet Device	Page 151 of 426

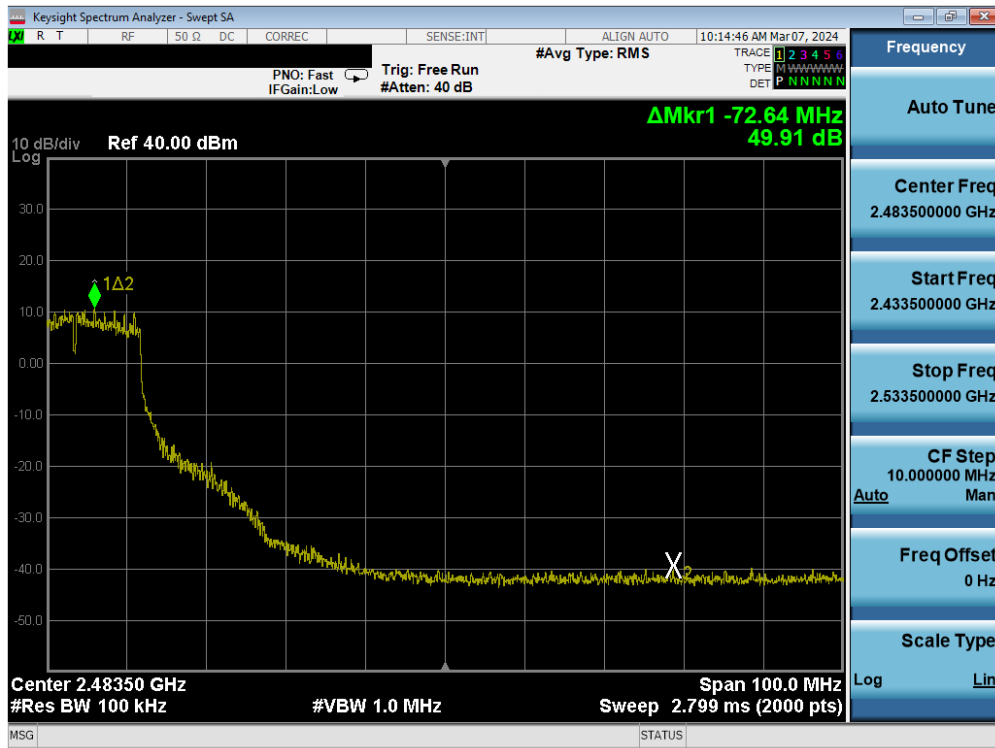


Plot 7-218. Band Edge Plot Antenna WF7b (802.11g – Ch. 5) – 24Mbps

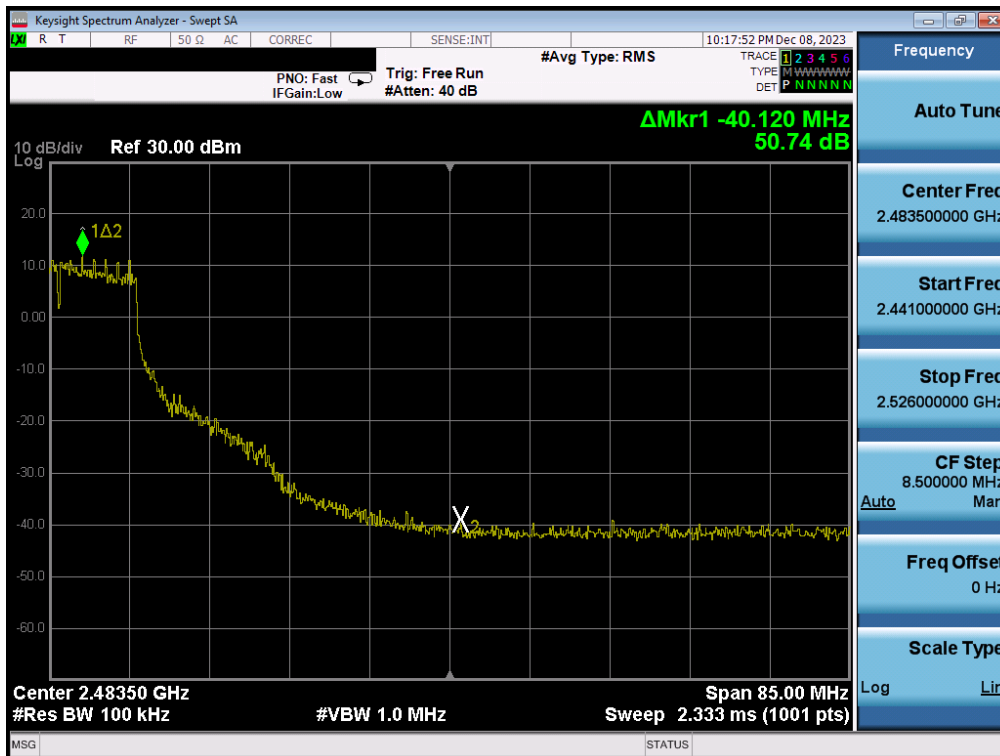


Plot 7-219. Band Edge Plot Antenna WF7b (802.11g – Ch. 6 (low)) – 24Mbps

FCC ID: BCGA2898 IC: 579C-A2898		MEASUREMENT REPORT (CERTIFICATION)	Approved by: Technical Manager
Test Report S/N: 1C2311270065-03.BCG	Test Dates: 12/1/2023 - 2/20/2024	EUT Type: Tablet Device	Page 152 of 426



Plot 7-220. Band Edge Plot Antenna WF7b (802.11g – Ch. 6 (high)) – 24Mbps

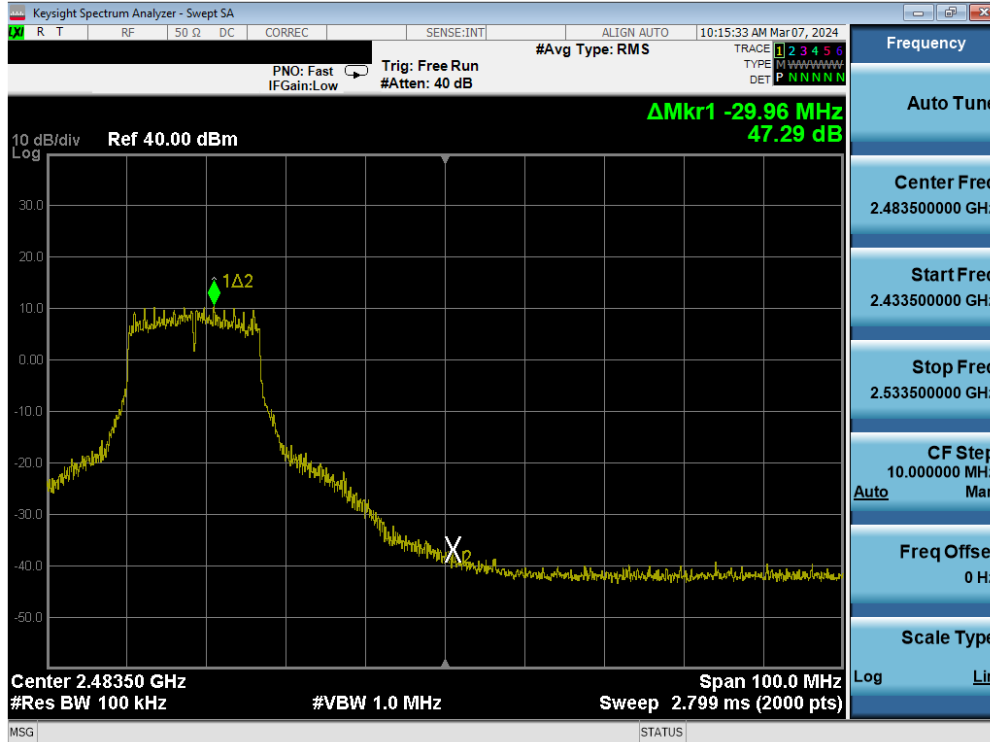


Plot 7-221. Band Edge Plot Antenna WF7b (802.11g – Ch. 7) – 24Mbps

FCC ID: BCGA2898 IC: 579C-A2898		MEASUREMENT REPORT (CERTIFICATION)	Approved by: Technical Manager
Test Report S/N: 1C2311270065-03.BCG	Test Dates: 12/1/2023 - 2/20/2024	EUT Type: Tablet Device	Page 153 of 426

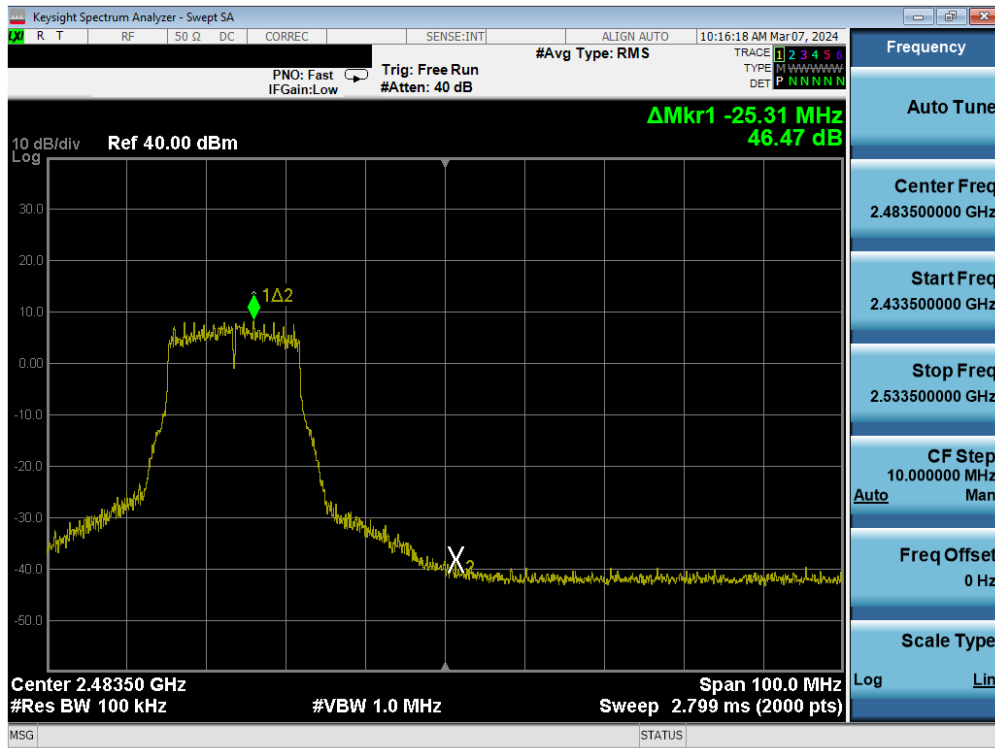


Plot 7-222. Band Edge Plot Antenna WF7b (802.11g – Ch. 8) – 24Mbps

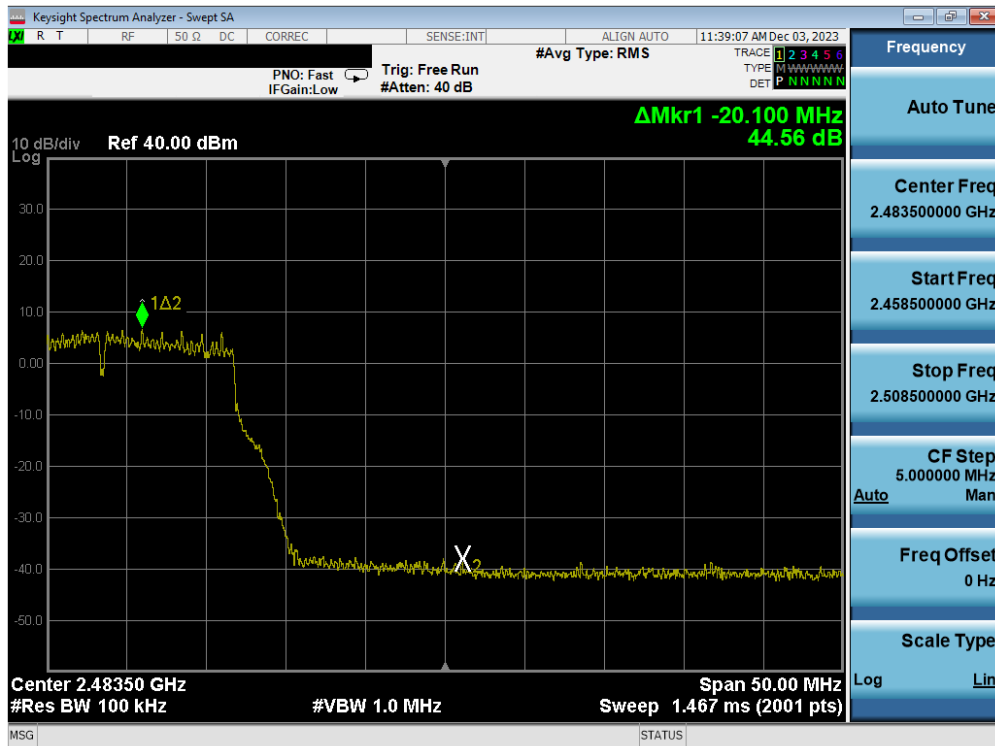


Plot 7-223. Band Edge Plot Antenna WF7b (802.11g – Ch. 9) – 24Mbps

FCC ID: BCGA2898 IC: 579C-A2898		MEASUREMENT REPORT (CERTIFICATION)	Approved by: Technical Manager
Test Report S/N: 1C2311270065-03.BCG	Test Dates: 12/1/2023 - 2/20/2024	EUT Type: Tablet Device	Page 154 of 426

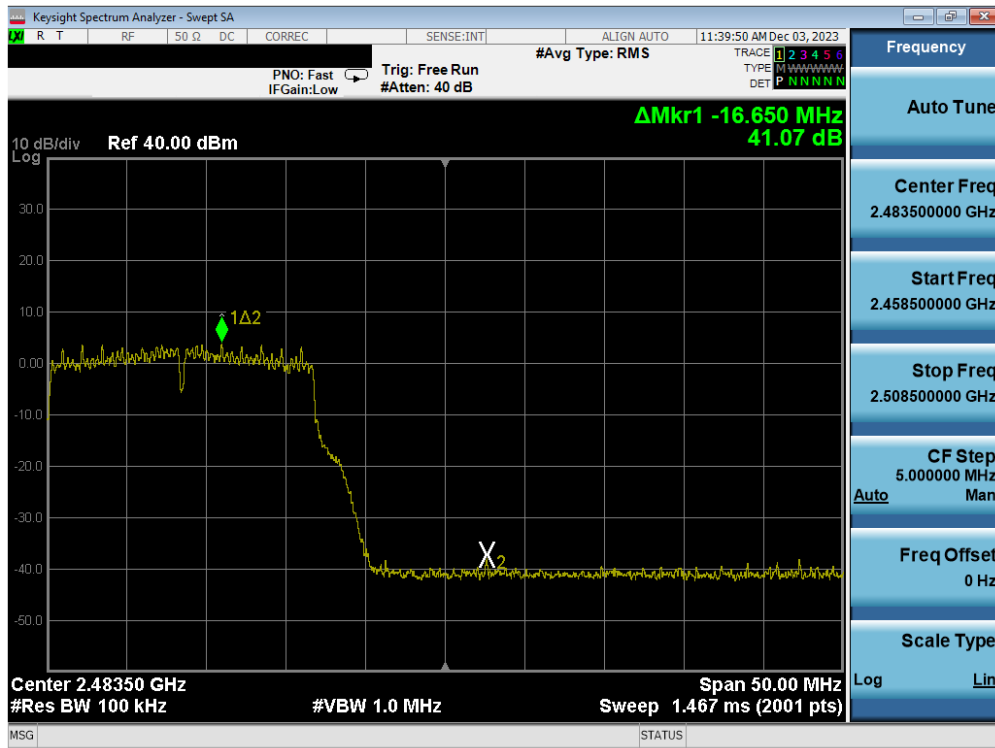


Plot 7-224. Band Edge Plot Antenna WF7b (802.11g – Ch. 10) – 24Mbps

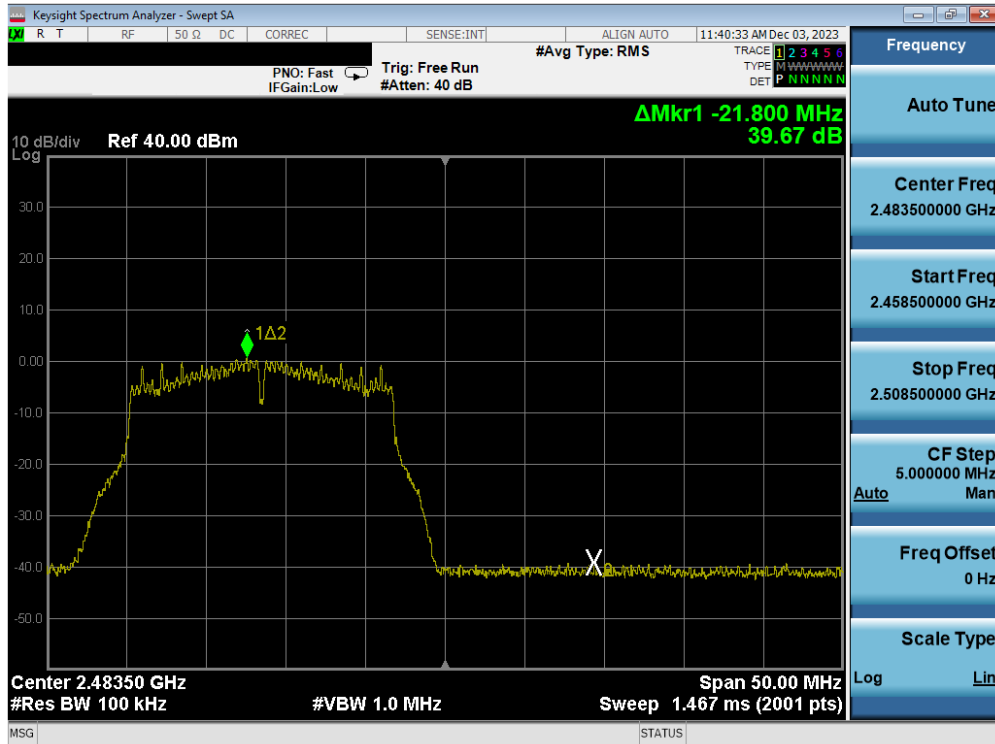


Plot 7-225. Band Edge Plot Antenna WF7b (802.11g – Ch. 11) – 24Mbps

FCC ID: BCGA2898 IC: 579C-A2898		MEASUREMENT REPORT (CERTIFICATION)	Approved by: Technical Manager
Test Report S/N: 1C2311270065-03.BCG	Test Dates: 12/1/2023 - 2/20/2024	EUT Type: Tablet Device	Page 155 of 426



Plot 7-226. Band Edge Plot Antenna WF7b (802.11g – Ch. 12) – 24Mbps



Plot 7-227. Band Edge Plot Antenna WF7b (802.11g – Ch. 13) – 24Mbps

FCC ID: BCGA2898 IC: 579C-A2898		MEASUREMENT REPORT (CERTIFICATION)	Approved by: Technical Manager
Test Report S/N: 1C2311270065-03.BCG	Test Dates: 12/1/2023 - 2/20/2024	EUT Type: Tablet Device	Page 156 of 426