

FCC Part 15 Antenna Gain

Test Report

Test Dates: **10/17/22 – 11/7/22**

| | | |
|---|-------------|-------------|
| FCC Part 15 Antenna Gain Test Report | Apple Inc. | |
| | Rev | SHEET |
| | Version 1.0 | Page 1 of 6 |

Table of Contents

| | |
|---|----------|
| 1. Scope | 3 |
| 2. Reference Documents..... | 3 |
| 3. Test Personnel..... | 3 |
| 4. Test Equipment | 3 |
| 5. Commercial Test Software..... | 3 |
| 6. Test Method..... | 4 |
| 7. Typical Test Setup | 5 |
| 8. Test results..... | 6 |
| 9. Antenna Photos or Drawings..... | 6 |
| 10. Antenna Description..... | 6 |
| 11. Revision History..... | 6 |

| | | |
|---|-------------|-------------|
| FCC Part 15 Antenna Gain Test Report | Apple Inc. | |
| | Rev | SHEET |
| | Version 1.0 | Page 2 of 6 |

1. Scope

This test report demonstrates compliance with the antenna gain reporting requirements of FCC 2.1033(b)(4), 15.203, 15.212.

2. Reference Documents

FCC 2.1033(b)(4), 15.203, 15.212

3. Test Personnel

Test personnel are valued team members. Their expertise insures accurate test results. Their identities are considered confidential by Apple.

4. Test Equipment

| Test Equipment | Critical Specifications | Cal due date |
|----------------------------|---|--------------|
| Antenna Measurement System | Fully anechoic OTA chamber with dual-polarized measurement antenna, mechanical positioners of Theta and Phi axes, and RF path switching. Frequency Range. | 8/8/24 |
| Power Meter - R&S NRP | Frequency Range, Power Input Range | 8/8/24 |

5. Commercial Test Software

The test equipment operates under the control of commercial test software. For OTA chambers sold by ETS Lindgren, EMQuest v1.14 is used.

| | | |
|---|-------------|-------------|
| FCC Part 15 Antenna Gain Test Report | Apple Inc. | |
| | Rev | SHEET |
| | Version 1.0 | Page 3 of 6 |

6. Test Method

EIRP measurement is based on industry-standard method described in CTIA OTA Test Plan (current version 3.9.4). Peak gain (Horizontal and Vertical Polarization) is calculated by subtracting Conducted Power from the measured maximum EIRP. Testing is performed with Antenna integrated in the product Below is the measurement summary from the specification:

Figure 4-2 shows a typical real world configuration for measuring the path loss. In this case, a reference antenna with known gain is used in place of the theoretical isotropic source. The path loss may then be determined from the power into the reference antenna by adding the gain of the reference antenna. That is:

EQUATION 4.2

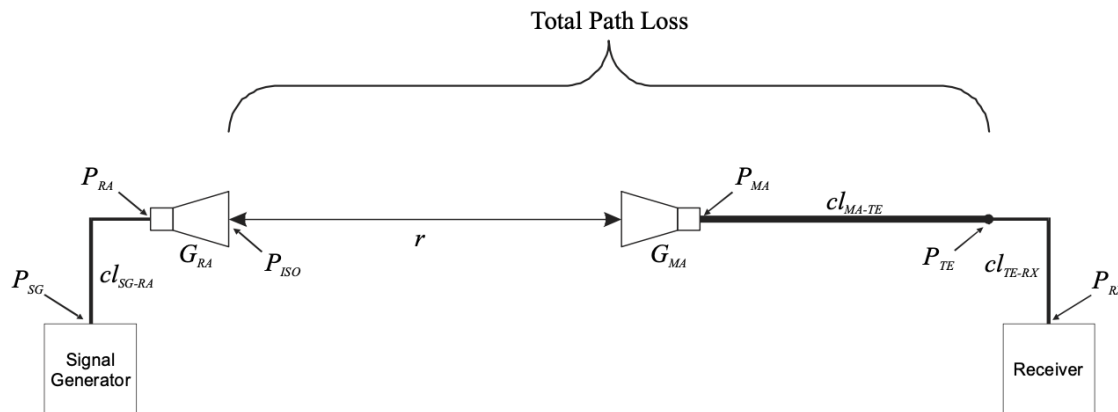
$$P_{ISO} = P_{RA} + G_{RA}$$

where P_{RA} is the power radiated by reference antenna, and G_{RA} is the gain of the reference antenna, so that:

EQUATION 4.3

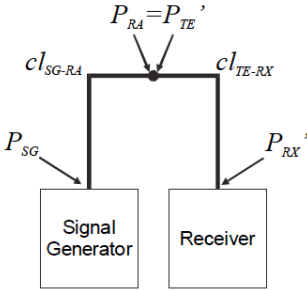
$$PL = P_{RA} + G_{RA} - P_{TE}$$

FIGURE 4-2 TYPICAL CONFIGURATION FOR MEASURING PATH LOSS



| | | |
|---|-------------|-------------|
| FCC Part 15 Antenna Gain Test Report | Apple Inc. | |
| | Rev | SHEET |
| | Version 1.0 | Page 4 of 6 |

FIGURE 4-3 CABLE REFERENCE CALIBRATION CONFIGURATION




where P_{RX}' is the power measured at the receiver during the cable reference test, and P_{RX} is the power measured at the receiver during the range path loss measurement in Figure 4-2. Note that this formulation assumes that the effects of the reference antenna VSWR are accounted for in the gain of the reference antenna. For more information on this subject, refer to [1]. Thus, the path loss is then just given by:

EQUATION 4.5

$$PL = G_{RA} + P_{RX}' - P_{RX}$$

7. Typical Test Setup

The device containing the integral antenna is placed on the styrofoam pylon (inside the OTA chamber) as pictured below.



| | | |
|---|-------------|-------------|
| FCC Part 15 Antenna Gain Test Report | Apple Inc. | |
| | Rev | SHEET |
| | Version 1.0 | Page 5 of 6 |

8. Test results

See antenna gain exhibit

9. Antenna Photos or Drawings

See internal photos exhibit

10. Antenna Description

See technical description exhibit and antenna gain exhibit

11. Revision History

| Revision # | Date | Description of Change |
|------------|---------------------|-----------------------|
| 1.0 | March 10th, 2023 | Original |

END OF DOCUMENT

| | | |
|---|-------------|-------------|
| FCC Part 15 Antenna Gain Test Report | Apple Inc. | |
| | Rev | SHEET |
| | Version 1.0 | Page 6 of 6 |