



Test Configuration			
Frequency Range:	5.150-5.250 GHz	Band:	U-NII-1
Limit Clause(s):		Test Method(s):	C63.10 6.9.3 C63.10 12.4.2
Additional Reference(s):	-		

DUT Configuration			
Mode:	802.11ax HE40 SU	Duty Cycle (%):	-
Modulation Coding Scheme:	MCS2x1	DCCF (dB):	-
Antenna Configuration:	MIMO CDD	Peak Antenna Gain (dBi):	-
Active Port(s):	A+B (5GHz Core 0 + 5GHz Core 1)	Active Chain(s):	0+1

Test Frequency (MHz)	26 dB Bandwidth (MHz)				Limit (kHz)
	A	B	C	D	
5190	40.440	40.560	-	-	-
5230	40.440	40.920	-	-	-

Table 99 - 26 dB Bandwidth Results

Test Configuration			
Frequency Range:	5.150-5.250 GHz	Band:	U-NII-1
Limit Clause(s):		Test Method(s):	C63.10 6.9.3 C63.10 12.4.2
Additional Reference(s):	-		

DUT Configuration			
Mode:	802.11ax HE40 SU	Duty Cycle (%):	-
Modulation Coding Scheme:	MCS2x1	DCCF (dB):	-
Antenna Configuration:	MIMO CDD	Peak Antenna Gain (dBi):	-
Active Port(s):	A+B (5GHz Core 0 + 5GHz Core 1)	Active Chain(s):	0+1

Test Frequency (MHz)	99% Bandwidth (MHz)				Limit (kHz)
	A	B	C	D	
5190	37.560	37.440	-	-	-
5230	37.560	37.560	-	-	-

Table 100 - 99% Bandwidth Results



Test Configuration			
Frequency Range:	5.150-5.250 GHz	Band:	U-NII-1
Limit Clause(s):		Test Method(s):	C63.10 6.9.3 C63.10 12.4.2
Additional Reference(s):	-		

DUT Configuration			
Mode:	802.11ax HE80 SU	Duty Cycle (%):	-
Modulation Coding Scheme:	MCS2x1	DCCF (dB):	-
Antenna Configuration:	MIMO CDD	Peak Antenna Gain (dBi):	-
Active Port(s):	A+B (5GHz Core 0 + 5GHz Core 1)	Active Chain(s):	0+1

Test Frequency (MHz)	26 dB Bandwidth (MHz)				Limit (kHz)
	A	B	C	D	
5210	82.280	82.940	-	-	-

Table 101 - 26 dB Bandwidth Results

Test Configuration			
Frequency Range:	5.150-5.250 GHz	Band:	U-NII-1
Limit Clause(s):		Test Method(s):	C63.10 6.9.3 C63.10 12.4.2
Additional Reference(s):	-		

DUT Configuration			
Mode:	802.11ax HE80 SU	Duty Cycle (%):	-
Modulation Coding Scheme:	MCS2x1	DCCF (dB):	-
Antenna Configuration:	MIMO CDD	Peak Antenna Gain (dBi):	-
Active Port(s):	A+B (5GHz Core 0 + 5GHz Core 1)	Active Chain(s):	0+1

Test Frequency (MHz)	99% Bandwidth (MHz)				Limit (kHz)
	A	B	C	D	
5210	77.000	77.000	-	-	-

Table 102 - 99% Bandwidth Results



Test Configuration			
Frequency Range:	5.250-5.350 GHz	Band:	U-NII-2A
Limit Clause(s):		Test Method(s):	C63.10 6.9.3 C63.10 12.4.2
Additional Reference(s):	-		

DUT Configuration			
Mode:	802.11n HT20	Duty Cycle (%):	-
Modulation Coding Scheme:	MCS2	DCCF (dB):	-
Antenna Configuration:	MIMO CDD	Peak Antenna Gain (dBi):	-
Active Port(s):	A+B (5GHz Core 0 + 5GHz Core 1)	Active Chain(s):	0+1

Test Frequency (MHz)	26 dB Bandwidth (MHz)				Limit (kHz)
	A	B	C	D	
5260	21.180	21.120	-	-	-
5300	21.120	20.940	-	-	-
5320	21.000	21.060	-	-	-

Table 103 - 26 dB Bandwidth Results

Test Frequency (MHz)	99% Bandwidth (MHz)				Limit (kHz)
	A	B	C	D	
5260	17.760	17.760	-	-	-
5300	17.700	17.760	-	-	-
5320	17.700	17.760	-	-	-

Table 104 - 99% Bandwidth Results



Test Configuration			
Frequency Range:	5.250-5.350 GHz	Band:	U-NII-2A
Limit Clause(s):		Test Method(s):	C63.10 6.9.3 C63.10 12.4.2
Additional Reference(s):	-		

DUT Configuration			
Mode:	802.11n HT40	Duty Cycle (%):	-
Modulation Coding Scheme:	MCS2	DCCF (dB):	-
Antenna Configuration:	MIMO CDD	Peak Antenna Gain (dBi):	-
Active Port(s):	A+B (5GHz Core 0 + 5GHz Core 1)	Active Chain(s):	0+1

Test Frequency (MHz)	26 dB Bandwidth (MHz)				Limit (kHz)
	A	B	C	D	
5270	40.700	40.800	-	-	-
5310	40.300	40.200	-	-	-

Table 105 - 26 dB Bandwidth Results

Test Frequency (MHz)	99% Bandwidth (MHz)				Limit (kHz)
	A	B	C	D	
5270	36.400	36.300	-	-	-
5310	36.300	36.200	-	-	-

Table 106 - 99% Bandwidth Results



Test Configuration			
Frequency Range:	5.250-5.350 GHz	Band:	U-NII-2A
Limit Clause(s):		Test Method(s):	C63.10 6.9.3 C63.10 12.4.2
Additional Reference(s):	-		

DUT Configuration			
Mode:	802.11ac VHT80	Duty Cycle (%):	-
Modulation Coding Scheme:	MCS2x1	DCCF (dB):	-
Antenna Configuration:	MIMO CDD	Peak Antenna Gain (dBi):	-
Active Port(s):	A+B (5GHz Core 0 + 5GHz Core 1)	Active Chain(s):	0+1

Test Frequency (MHz)	26 dB Bandwidth (MHz)				Limit (kHz)
	A	B	C	D	
5290	82.280	82.280	-	-	-

Table 107 - 26 dB Bandwidth Results

Test Frequency (MHz)	99% Bandwidth (MHz)				Limit (kHz)
	A	B	C	D	
5290	75.680	75.680	-	-	-

Table 108 - 99% Bandwidth Results



Test Configuration			
Frequency Range:	5.250-5.350 GHz	Band:	U-NII-2A
Limit Clause(s):		Test Method(s):	C63.10 6.9.3 C63.10 12.4.2
Additional Reference(s):	-		

DUT Configuration			
Mode:	802.11ax HE20 SU	Duty Cycle (%):	-
Modulation Coding Scheme:	MCS2x1	DCCF (dB):	-
Antenna Configuration:	MIMO CDD	Peak Antenna Gain (dBi):	-
Active Port(s):	A+B (5GHz Core 0 + 5GHz Core 1)	Active Chain(s):	0+1

Test Frequency (MHz)	26 dB Bandwidth (MHz)				Limit (kHz)
	A	B	C	D	
5260	20.940	21.240	-	-	-
5300	21.060	21.300	-	-	-
5320	21.180	21.120	-	-	-

Table 109 - 26 dB Bandwidth Results

Test Frequency (MHz)	99% Bandwidth (MHz)				Limit (kHz)
	A	B	C	D	
5260	18.960	18.960	-	-	-
5300	18.960	18.960	-	-	-
5320	18.960	18.960	-	-	-

Table 110 - 99% Bandwidth Results



Test Configuration			
Frequency Range:	5.250-5.350 GHz	Band:	U-NII-2A
Limit Clause(s):		Test Method(s):	C63.10 6.9.3 C63.10 12.4.2
Additional Reference(s):	-		

DUT Configuration			
Mode:	802.11ax HE40 SU	Duty Cycle (%):	-
Modulation Coding Scheme:	MCS2x1	DCCF (dB):	-
Antenna Configuration:	MIMO CDD	Peak Antenna Gain (dBi):	-
Active Port(s):	A+B (5GHz Core 0 + 5GHz Core 1)	Active Chain(s):	0+1

Test Frequency (MHz)	26 dB Bandwidth (MHz)				Limit (kHz)
	A	B	C	D	
5270	40.560	40.920	-	-	-
5310	40.680	40.680	-	-	-

Table 111 - 26 dB Bandwidth Results

Test Frequency (MHz)	99% Bandwidth (MHz)				Limit (kHz)
	A	B	C	D	
5270	37.680	37.680	-	-	-
5310	37.680	37.680	-	-	-

Table 112 - 99% Bandwidth Results



Test Configuration			
Frequency Range:	5.250-5.350 GHz	Band:	U-NII-2A
Limit Clause(s):		Test Method(s):	C63.10 6.9.3 C63.10 12.4.2
Additional Reference(s):	-		

DUT Configuration			
Mode:	802.11ax HE80 SU	Duty Cycle (%):	-
Modulation Coding Scheme:	MCS2x1	DCCF (dB):	-
Antenna Configuration:	MIMO CDD	Peak Antenna Gain (dBi):	-
Active Port(s):	A+B (5GHz Core 0 + 5GHz Core 1)	Active Chain(s):	0+1

Test Frequency (MHz)	26 dB Bandwidth (MHz)				Limit (kHz)
	A	B	C	D	
5290	82.720	82.720	-	-	-

Table 113 - 26 dB Bandwidth Results

Test Frequency (MHz)	99% Bandwidth (MHz)				Limit (kHz)
	A	B	C	D	
5290	77.000	77.000	-	-	-

Table 114 - 99% Bandwidth Results



Test Configuration			
Frequency Range:	5.470-5.725 GHz	Band:	U-NII-2C
Limit Clause(s):		Test Method(s):	C63.10 6.9.3 C63.10 12.4.2
Additional Reference(s):	-		

DUT Configuration			
Mode:	802.11n HT20	Duty Cycle (%):	-
Modulation Coding Scheme:	MCS2	DCCF (dB):	-
Antenna Configuration:	MIMO CDD	Peak Antenna Gain (dBi):	-
Active Port(s):	A+B (5GHz Core 0 + 5GHz Core 1)	Active Chain(s):	0+1

Test Frequency (MHz)	26 dB Bandwidth (MHz)				Limit (kHz)
	A	B	C	D	
5500	20.940	21.120	-	-	-
5600	21.000	21.060	-	-	-
5720	15.500	15.500	-	-	-

Table 115 - 26 dB Bandwidth Results

Test Frequency (MHz)	99% Bandwidth (MHz)				Limit (kHz)
	A	B	C	D	
5500	17.700	17.760	-	-	-
5600	17.760	17.760	-	-	-
5720	13.760	13.700	-	-	-

Table 116 - 99% Bandwidth Results



Test Configuration			
Frequency Range:	5.470-5.725 GHz	Band:	U-NII-2C
Limit Clause(s):		Test Method(s):	C63.10 6.9.3 C63.10 12.4.2
Additional Reference(s):	-		

DUT Configuration			
Mode:	802.11n HT40	Duty Cycle (%):	-
Modulation Coding Scheme:	MCS2	DCCF (dB):	-
Antenna Configuration:	MIMO CDD	Peak Antenna Gain (dBi):	-
Active Port(s):	A+B (5GHz Core 0 + 5GHz Core 1)	Active Chain(s):	0+1

Test Frequency (MHz)	26 dB Bandwidth (MHz)				Limit (kHz)
	A	B	C	D	
5510	40.200	40.300	-	-	-
5590	40.800	40.800	-	-	-
5710	35.200	35.300	-	-	-

Table 117 - 26 dB Bandwidth Results

Test Frequency (MHz)	99% Bandwidth (MHz)				Limit (kHz)
	A	B	C	D	
5510	36.300	36.300	-	-	-
5590	36.300	36.300	-	-	-
5710	32.800	32.800	-	-	-

Table 118 - 99% Bandwidth Results



Test Configuration			
Frequency Range:	5.470-5.725 GHz	Band:	U-NII-2C
Limit Clause(s):		Test Method(s):	C63.10 6.9.3 C63.10 12.4.2
Additional Reference(s):	-		

DUT Configuration			
Mode:	802.11ac VHT80	Duty Cycle (%):	-
Modulation Coding Scheme:	MCS2x1	DCCF (dB):	-
Antenna Configuration:	MIMO CDD	Peak Antenna Gain (dBi):	-
Active Port(s):	A+B (5GHz Core 0 + 5GHz Core 1)	Active Chain(s):	0+1

Test Frequency (MHz)	26 dB Bandwidth (MHz)				Limit (kHz)
	A	B	C	D	
5530	82.060	82.280	-	-	-
5610	82.280	82.280	-	-	-
5690	76.140	76.360	-	-	-

Table 119 - 26 dB Bandwidth Results

Test Frequency (MHz)	99% Bandwidth (MHz)				Limit (kHz)
	A	B	C	D	
5530	75.680	75.680	-	-	-
5610	75.680	75.900	-	-	-
5690	72.180	72.180	-	-	-

Table 120 - 99% Bandwidth Results



Test Configuration			
Frequency Range:	5.470-5.725 GHz	Band:	U-NII-2C
Limit Clause(s):		Test Method(s):	C63.10 6.9.3 C63.10 12.4.2
Additional Reference(s):	-		

DUT Configuration			
Mode:	802.11ax HE20 SU	Duty Cycle (%):	-
Modulation Coding Scheme:	MCS2x1	DCCF (dB):	-
Antenna Configuration:	MIMO CDD	Peak Antenna Gain (dBi):	-
Active Port(s):	A+B (5GHz Core 0 + 5GHz Core 1)	Active Chain(s):	0+1

Test Frequency (MHz)	26 dB Bandwidth (MHz)				Limit (kHz)
	A	B	C	D	
5500	21.060	21.240	-	-	-
5600	21.120	21.000	-	-	-
5720	15.440	15.500	-	-	-

Table 121 - 26 dB Bandwidth Results

Test Frequency (MHz)	99% Bandwidth (MHz)				Limit (kHz)
	A	B	C	D	
5500	18.960	18.960	-	-	-
5600	18.960	18.960	-	-	-
5720	14.360	14.360	-	-	-

Table 122 - 99% Bandwidth Results



Test Configuration			
Frequency Range:	5.470-5.725 GHz	Band:	U-NII-2C
Limit Clause(s):		Test Method(s):	C63.10 6.9.3 C63.10 12.4.2
Additional Reference(s):	-		

DUT Configuration			
Mode:	802.11ax HE40 SU	Duty Cycle (%):	-
Modulation Coding Scheme:	MCS2x1	DCCF (dB):	-
Antenna Configuration:	MIMO CDD	Peak Antenna Gain (dBi):	-
Active Port(s):	A+B (5GHz Core 0 + 5GHz Core 1)	Active Chain(s):	0+1

Test Frequency (MHz)	26 dB Bandwidth (MHz)				Limit (kHz)
	A	B	C	D	
5510	40.560	40.440	-	-	-
5590	40.680	40.920	-	-	-
5710	35.400	35.520	-	-	-

Table 123 - 26 dB Bandwidth Results

Test Frequency (MHz)	99% Bandwidth (MHz)				Limit (kHz)
	A	B	C	D	
5510	37.560	37.560	-	-	-
5590	37.680	37.680	-	-	-
5710	33.480	33.600	-	-	-

Table 124 - 99% Bandwidth Results



Test Configuration			
Frequency Range:	5.470-5.725 GHz	Band:	U-NII-2C
Limit Clause(s):		Test Method(s):	C63.10 6.9.3 C63.10 12.4.2
Additional Reference(s):	-		

DUT Configuration			
Mode:	802.11ax HE80 SU	Duty Cycle (%):	-
Modulation Coding Scheme:	MCS2x1	DCCF (dB):	-
Antenna Configuration:	MIMO CDD	Peak Antenna Gain (dBi):	-
Active Port(s):	A+B (5GHz Core 0 + 5GHz Core 1)	Active Chain(s):	0+1

Test Frequency (MHz)	26 dB Bandwidth (MHz)				Limit (kHz)
	A	B	C	D	
5530	82.500	82.500	-	-	-
5610	82.060	82.720	-	-	-
5690	76.140	76.800	-	-	-

Table 125 - 26 dB Bandwidth Results

Test Frequency (MHz)	99% Bandwidth (MHz)				Limit (kHz)
	A	B	C	D	
5530	77.000	77.220	-	-	-
5610	77.000	77.000	-	-	-
5690	73.060	73.060	-	-	-

Table 126 - 99% Bandwidth Results



Test Configuration			
Frequency Range:	5.725-5.850 GHz	Band:	U-NII-3
Limit Clause(s):	15.407(e) RSS-247 6.2.4.1	Test Method(s):	C63.10 6.9.3 789033 D02 v02r01 II.C.2.
Additional Reference(s):	-		

DUT Configuration			
Mode:	802.11n HT20	Duty Cycle (%):	-
Modulation Coding Scheme:	MCS2	DCCF (dB):	-
Antenna Configuration:	MIMO CDD	Peak Antenna Gain (dBi):	-
Active Port(s):	A+B (5GHz Core 0 + 5GHz Core 1)	Active Chain(s):	0+1

Test Frequency (MHz)	6 dB Bandwidth (MHz)				Limit (kHz)
	A	B	C	D	
5720	3.820	3.820	-	-	≥500.0
5745	17.700	17.640	-	-	≥500.0
5785	17.280	17.340	-	-	≥500.0
5825	17.100	17.040	-	-	≥500.0

Table 127 - 6 dB Bandwidth Results

Test Frequency (MHz)	99% Bandwidth (MHz)				Limit (kHz)
	A	B	C	D	
5720	4.240	4.240	-	-	-
5745	17.760	17.760	-	-	-
5785	17.820	17.880	-	-	-
5825	17.820	17.820	-	-	-

Table 128 - 99% Bandwidth Results



Test Configuration			
Frequency Range:	5.725-5.850 GHz	Band:	U-NII-3
Limit Clause(s):	15.407(e) RSS-247 6.2.4.1	Test Method(s):	C63.10 6.9.3 789033 D02 v02r01 II.C.2.
Additional Reference(s):	-		

DUT Configuration			
Mode:	802.11n HT40	Duty Cycle (%):	-
Modulation Coding Scheme:	MCS2	DCCF (dB):	-
Antenna Configuration:	MIMO CDD	Peak Antenna Gain (dBi):	-
Active Port(s):	A+B (5GHz Core 0 + 5GHz Core 1)	Active Chain(s):	0+1

Test Frequency (MHz)	6 dB Bandwidth (MHz)				Limit (kHz)
	A	B	C	D	
5710	3.200	3.300	-	-	≥500.0
5755	35.800	35.600	-	-	≥500.0
5795	35.640	35.280	-	-	≥500.0

Table 129 - 6 dB Bandwidth Results

Test Frequency (MHz)	99% Bandwidth (MHz)				Limit (kHz)
	A	B	C	D	
5710	4.800	5.000	-	-	-
5755	36.400	36.400	-	-	-
5795	36.360	36.480	-	-	-

Table 130 - 99% Bandwidth Results



Test Configuration			
Frequency Range:	5.725-5.850 GHz	Band:	U-NII-3
Limit Clause(s):	15.407(e) RSS-247 6.2.4.1	Test Method(s):	C63.10 6.9.3 789033 D02 v02r01 II.C.2.
Additional Reference(s):	-		

DUT Configuration			
Mode:	802.11ac VHT80	Duty Cycle (%):	-
Modulation Coding Scheme:	MCS2x1	DCCF (dB):	-
Antenna Configuration:	MIMO CDD	Peak Antenna Gain (dBi):	-
Active Port(s):	A+B (5GHz Core 0 + 5GHz Core 1)	Active Chain(s):	0+1

Test Frequency (MHz)	6 dB Bandwidth (MHz)				Limit (kHz)
	A	B	C	D	
5690	3.060	3.280	-	-	≥500.0
5775	75.900	75.900	-	-	≥500.0

Table 131 - 6 dB Bandwidth Results

Test Frequency (MHz)	99% Bandwidth (MHz)				Limit (kHz)
	A	B	C	D	
5690	29.020	31.660	-	-	-
5775	75.900	75.900	-	-	-

Table 132 - 99% Bandwidth Results



Test Configuration			
Frequency Range:	5.725-5.850 GHz	Band:	U-NII-3
Limit Clause(s):	15.407(e) RSS-247 6.2.4.1	Test Method(s):	C63.10 6.9.3 789033 D02 v02r01 II.C.2.
Additional Reference(s):	-		

DUT Configuration			
Mode:	802.11ax HE20 SU	Duty Cycle (%):	-
Modulation Coding Scheme:	MCS2x1	DCCF (dB):	-
Antenna Configuration:	MIMO CDD	Peak Antenna Gain (dBi):	-
Active Port(s):	A+B (5GHz Core 0 + 5GHz Core 1)	Active Chain(s):	0+1

Test Frequency (MHz)	6 dB Bandwidth (MHz)				Limit (kHz)
	A	B	C	D	
5720	4.540	4.540	-	-	≥500.0
5745	19.020	18.960	-	-	≥500.0
5785	19.020	19.020	-	-	≥500.0
5825	19.020	18.960	-	-	≥500.0

Table 133 - 6 dB Bandwidth Results

Test Frequency (MHz)	99% Bandwidth (MHz)				Limit (kHz)
	A	B	C	D	
5720	4.660	4.660	-	-	-
5745	18.960	19.020	-	-	-
5785	18.960	19.020	-	-	-
5825	18.960	19.020	-	-	-

Table 134 - 99% Bandwidth Results



Test Configuration			
Frequency Range:	5.725-5.850 GHz	Band:	U-NII-3
Limit Clause(s):	15.407(e) RSS-247 6.2.4.1	Test Method(s):	C63.10 6.9.3 789033 D02 v02r01 II.C.2.
Additional Reference(s):	-		

DUT Configuration			
Mode:	802.11ax HE40 SU	Duty Cycle (%):	-
Modulation Coding Scheme:	MCS2x1	DCCF (dB):	-
Antenna Configuration:	MIMO CDD	Peak Antenna Gain (dBi):	-
Active Port(s):	A+B (5GHz Core 0 + 5GHz Core 1)	Active Chain(s):	0+1

Test Frequency (MHz)	6 dB Bandwidth (MHz)				Limit (kHz)
	A	B	C	D	
5710	4.080	4.080	-	-	≥500.0
5755	38.040	37.920	-	-	≥500.0
5795	37.920	37.680	-	-	≥500.0

Table 135 - 6 dB Bandwidth Results

Test Frequency (MHz)	99% Bandwidth (MHz)				Limit (kHz)
	A	B	C	D	
5710	4.560	4.680	-	-	-
5755	37.680	37.680	-	-	-
5795	37.680	37.680	-	-	-

Table 136 - 99% Bandwidth Results



Test Configuration			
Frequency Range:	5.725-5.850 GHz	Band:	U-NII-3
Limit Clause(s):	15.407(e) RSS-247 6.2.4.1	Test Method(s):	C63.10 6.9.3 789033 D02 v02r01 II.C.2.
Additional Reference(s):	-		

DUT Configuration			
Mode:	802.11ax HE80 SU	Duty Cycle (%):	-
Modulation Coding Scheme:	MCS2x1	DCCF (dB):	-
Antenna Configuration:	MIMO CDD	Peak Antenna Gain (dBi):	-
Active Port(s):	A+B (5GHz Core 0 + 5GHz Core 1)	Active Chain(s):	0+1

Test Frequency (MHz)	6 dB Bandwidth (MHz)				Limit (kHz)
	A	B	C	D	
5690	3.720	3.940	-	-	≥500.0
5775	77.880	77.000	-	-	≥500.0

Table 137 - 6 dB Bandwidth Results

Test Frequency (MHz)	99% Bandwidth (MHz)				Limit (kHz)
	A	B	C	D	
5690	23.960	25.940	-	-	-
5775	77.000	77.220	-	-	-

Table 138 - 99% Bandwidth Results



MIMO SDM

Protocol	6 dB Bandwidth (MHz)	
	Minimum	Maximum
802.11n HT20	17.280	17.700
802.11n HT40	35.520	35.900
802.11ac VHT80	75.680	75.680
802.11ax HE20 SU	18.900	19.020
802.11ax HE40 SU	37.560	38.040
802.11ax HE80 SU	77.220	77.880

Table 139 - 6 dB Bandwidth Summary Results

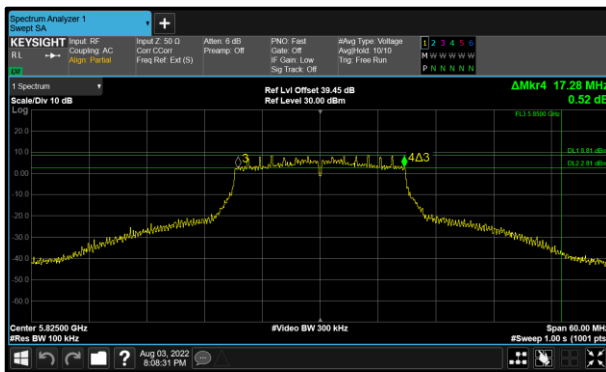


Figure 137 - 802.11n HT20 Minimum 6 dB EBW

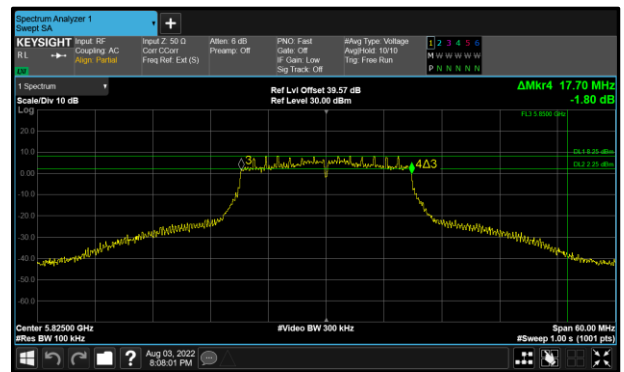


Figure 138 - 802.11n HT20 Maximum 6 dB EBW

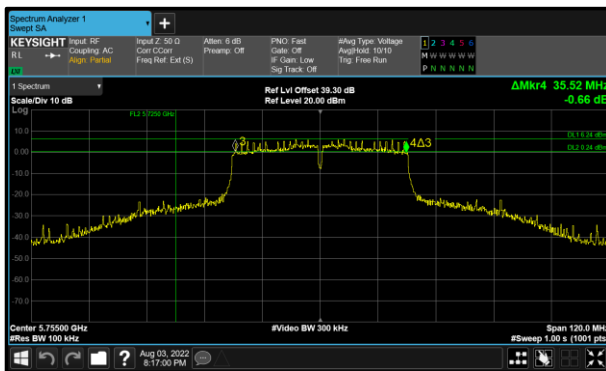


Figure 139 - 802.11n HT40 Minimum 6 dB EBW

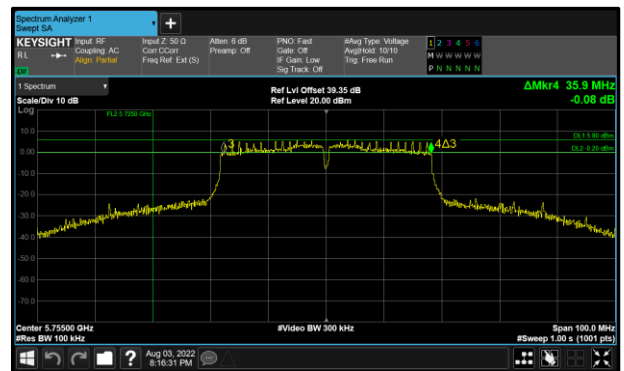


Figure 140 - 802.11n HT40 Maximum 6 dB EBW

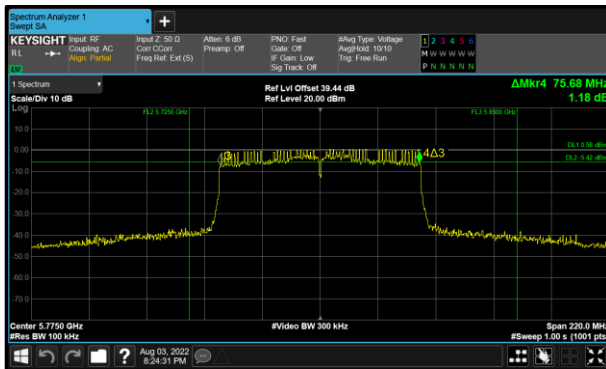


Figure 141 - 802.11ac VHT80 Minimum 6 dB EBW

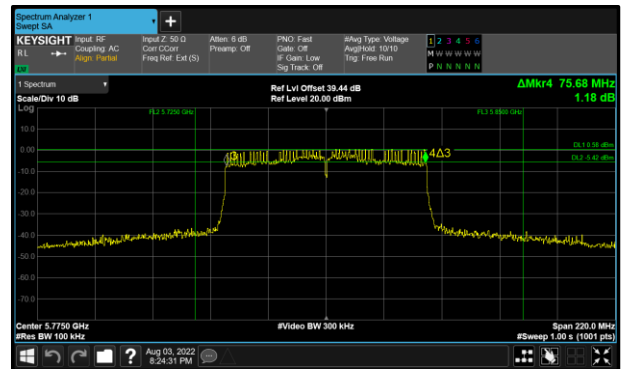


Figure 142 - 802.11ac VHT80 Maximum 6 dB EBW

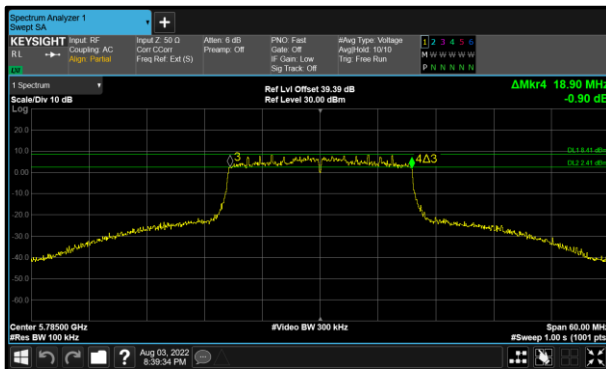


Figure 143 - 802.11ax HE20 SU Minimum 6 dB EBW

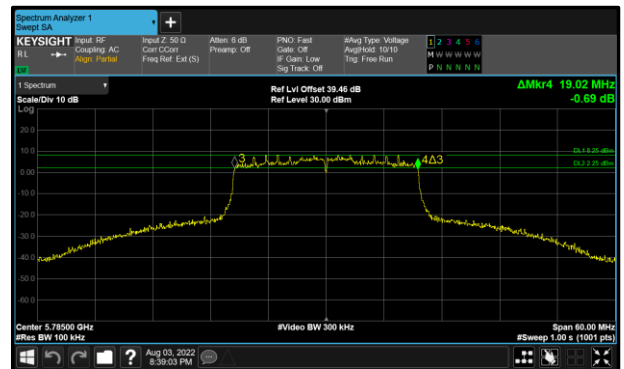


Figure 144 - 802.11ax HE20 SU Maximum 6 dB EBW

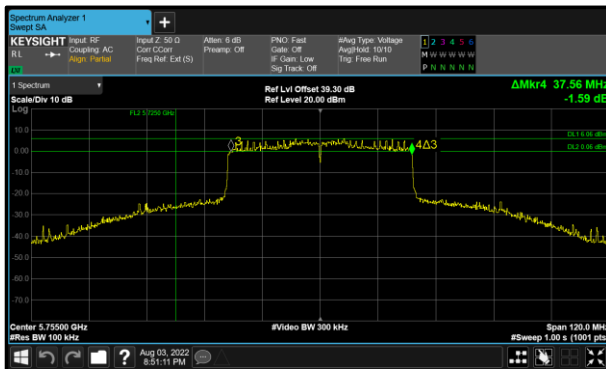


Figure 145 - 802.11ax HE40 SU Minimum 6 dB EBW

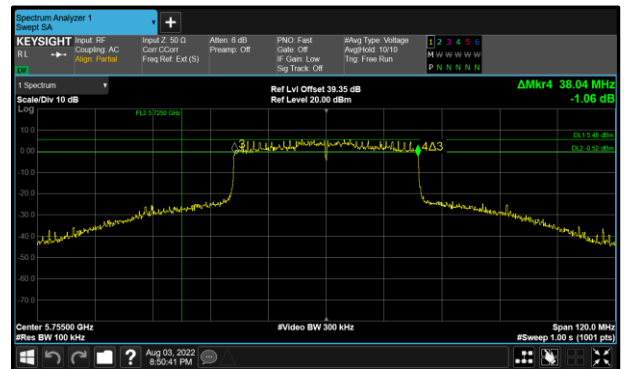


Figure 146 - 802.11ax HE40 SU Maximum 6 dB EBW

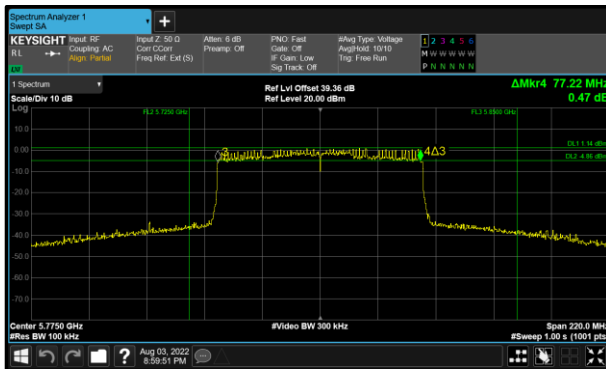


Figure 147 - 802.11ax HE80 SU Minimum 6 dB EBW

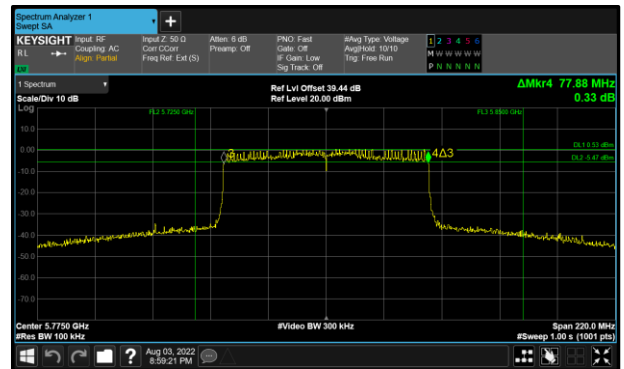


Figure 148 - 802.11ax HE80 SU Maximum 6 dB EBW



Protocol	26 dB Bandwidth (MHz)	
	Minimum	Maximum
802.11n HT20	21.000	21.240
802.11n HT40	40.000	40.600
802.11ac VHT80	81.620	82.280
802.11ax HE20 SU	21.000	21.240
802.11ax HE40 SU	40.320	40.920
802.11ax HE80 SU	82.280	82.720

Table 140 - 26 dB Bandwidth Summary Results



Protocol	99% Bandwidth (MHz)	
	Minimum	Maximum
802.11n HT20	17.700	17.760
802.11n HT40	36.200	36.400
802.11ac VHT80	75.680	75.900
802.11ax HE20 SU	18.900	18.960
802.11ax HE40 SU	37.440	37.680
802.11ax HE80 SU	77.000	77.220

Table 141 - 99% Bandwidth Summary Results



Figure 149 - 802.11n HT20 Minimum 99% OBW

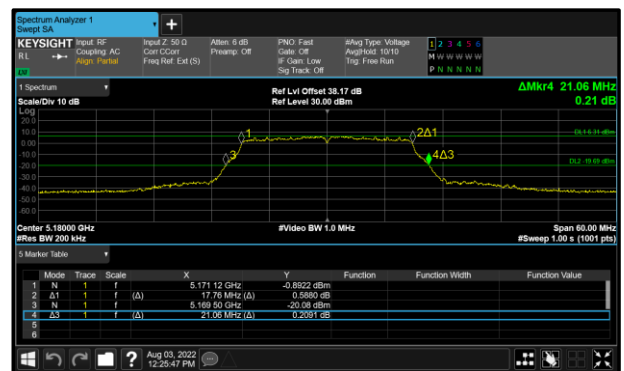


Figure 150 - 802.11n HT20 Maximum 99% OBW

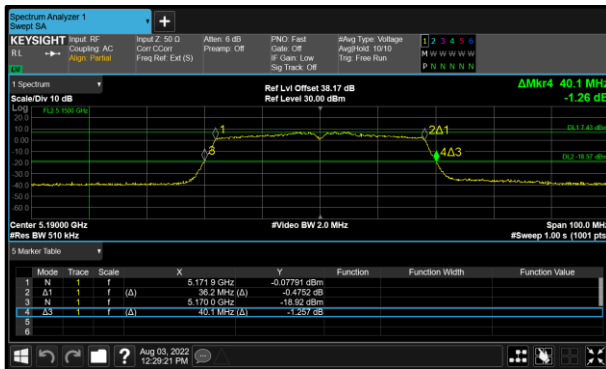


Figure 151 - 802.11n HT40 Minimum 99% OBW

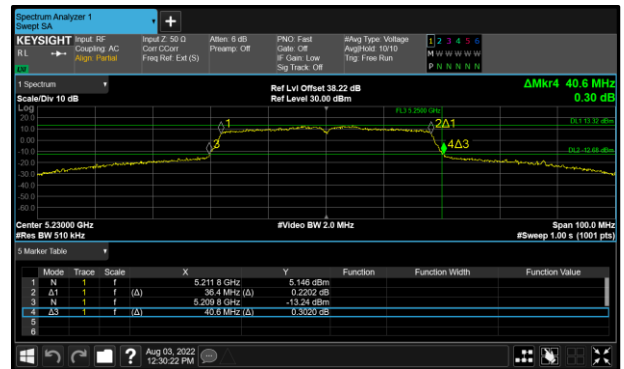


Figure 152 - 802.11n HT40 Maximum 99% OBW

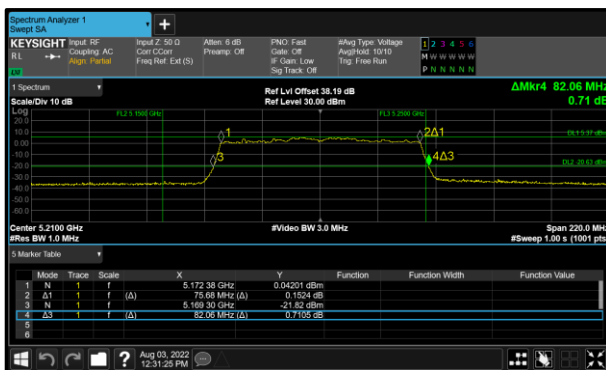


Figure 153 - 802.11ac VHT80 Minimum 99% OBW

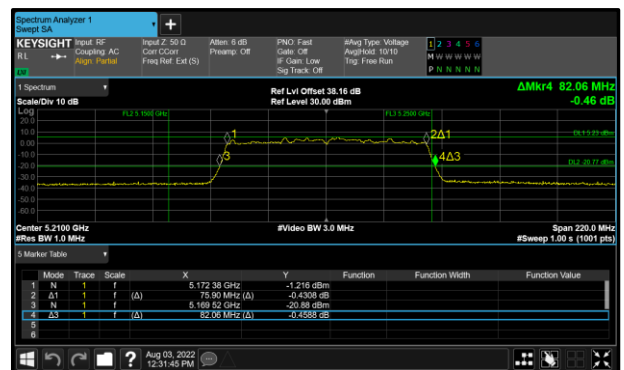


Figure 154 - 802.11ac VHT80 Maximum 99% OBW

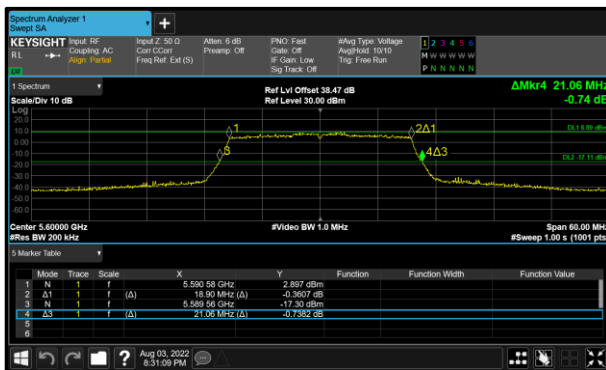


Figure 155 - 802.11ax HE20 SU Minimum 99% OBW

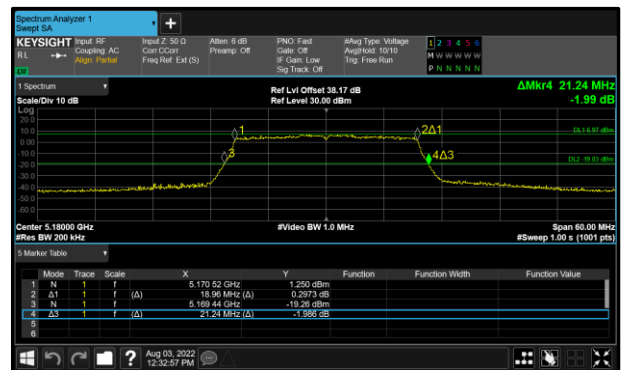


Figure 156 - 802.11ax HE20 SU Maximum 99% OBW

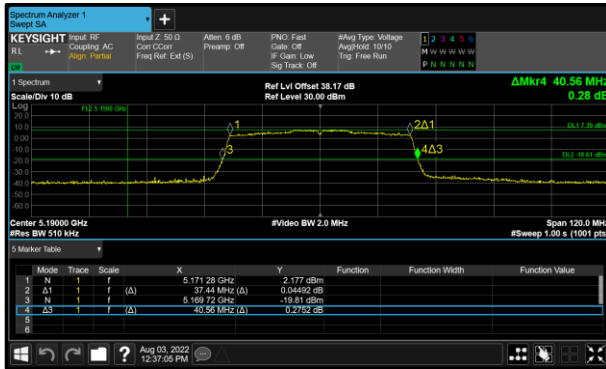


Figure 157 - 802.11ax HE40 SU Minimum 99% OBW

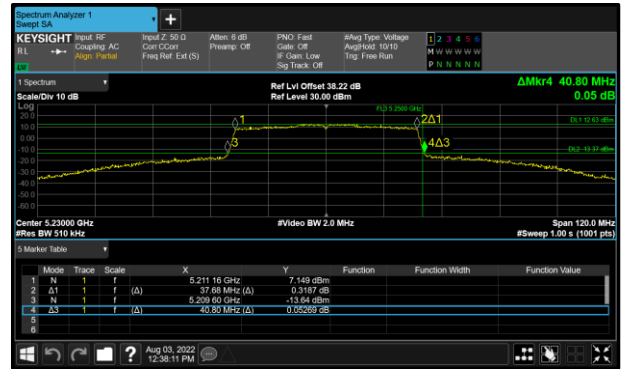


Figure 158 - 802.11ax HE40 SU Maximum 99% OBW

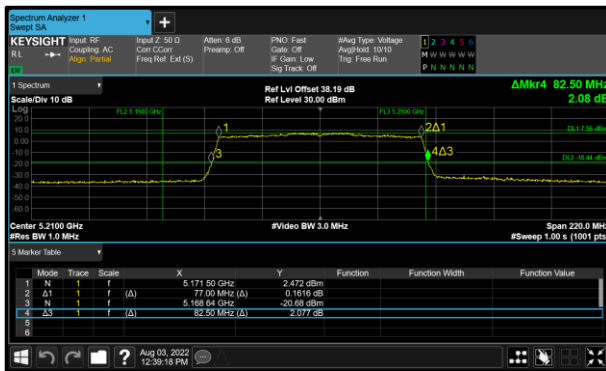


Figure 159 - 802.11ax HE80 SU Minimum 99% OBW

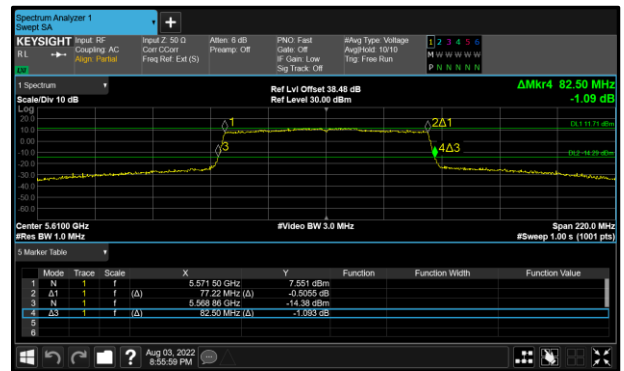


Figure 160 - 802.11ax HE80 SU Maximum 99% OBW



Test Configuration			
Frequency Range:	5.150-5.250 GHz	Band:	U-NII-1
Limit Clause(s):		Test Method(s):	C63.10 6.9.3 C63.10 12.4.2
Additional Reference(s):	-		

DUT Configuration			
Mode:	802.11n HT20	Duty Cycle (%):	-
Modulation Coding Scheme:	MCS10	DCCF (dB):	-
Antenna Configuration:	MIMO SDM	Peak Antenna Gain (dBi):	-
Active Port(s):	A+B (5GHz Core 0 + 5GHz Core 1)	Active Chain(s):	0+1

Test Frequency (MHz)	26 dB Bandwidth (MHz)				Limit (kHz)
	A	B	C	D	
5180	21.060	21.000	-	-	-
5220	21.240	21.060	-	-	-
5240	21.120	21.120	-	-	-

Table 142 - 26 dB Bandwidth Results

Test Configuration			
Frequency Range:	5.150-5.250 GHz	Band:	U-NII-1
Limit Clause(s):		Test Method(s):	C63.10 6.9.3 C63.10 12.4.2
Additional Reference(s):	-		

DUT Configuration			
Mode:	802.11n HT20	Duty Cycle (%):	-
Modulation Coding Scheme:	MCS10	DCCF (dB):	-
Antenna Configuration:	MIMO SDM	Peak Antenna Gain (dBi):	-
Active Port(s):	A+B (5GHz Core 0 + 5GHz Core 1)	Active Chain(s):	0+1

Test Frequency (MHz)	99% Bandwidth (MHz)				Limit (kHz)
	A	B	C	D	
5180	17.760	17.760	-	-	-
5220	17.760	17.760	-	-	-
5240	17.700	17.700	-	-	-

Table 143 - 99% Bandwidth Results



Test Configuration			
Frequency Range:	5.150-5.250 GHz	Band:	U-NII-1
Limit Clause(s):		Test Method(s):	C63.10 6.9.3 C63.10 12.4.2
Additional Reference(s):	-		

DUT Configuration			
Mode:	802.11n HT40	Duty Cycle (%):	-
Modulation Coding Scheme:	MCS10	DCCF (dB):	-
Antenna Configuration:	MIMO SDM	Peak Antenna Gain (dBi):	-
Active Port(s):	A+B (5GHz Core 0 + 5GHz Core 1)	Active Chain(s):	0+1

Test Frequency (MHz)	26 dB Bandwidth (MHz)				Limit (kHz)
	A	B	C	D	
5190	40.100	40.000	-	-	-
5230	40.600	40.600	-	-	-

Table 144 - 26 dB Bandwidth Results

Test Configuration			
Frequency Range:	5.150-5.250 GHz	Band:	U-NII-1
Limit Clause(s):		Test Method(s):	C63.10 6.9.3 C63.10 12.4.2
Additional Reference(s):	-		

DUT Configuration			
Mode:	802.11n HT40	Duty Cycle (%):	-
Modulation Coding Scheme:	MCS10	DCCF (dB):	-
Antenna Configuration:	MIMO SDM	Peak Antenna Gain (dBi):	-
Active Port(s):	A+B (5GHz Core 0 + 5GHz Core 1)	Active Chain(s):	0+1

Test Frequency (MHz)	99% Bandwidth (MHz)				Limit (kHz)
	A	B	C	D	
5190	36.200	36.200	-	-	-
5230	36.300	36.300	-	-	-

Table 145 - 99% Bandwidth Results



Test Configuration			
Frequency Range:	5.150-5.250 GHz	Band:	U-NII-1
Limit Clause(s):		Test Method(s):	C63.10 6.9.3 C63.10 12.4.2
Additional Reference(s):	-		

DUT Configuration			
Mode:	802.11ac VHT80	Duty Cycle (%):	-
Modulation Coding Scheme:	MCS2x2	DCCF (dB):	-
Antenna Configuration:	MIMO SDM	Peak Antenna Gain (dBi):	-
Active Port(s):	A+B (5GHz Core 0 + 5GHz Core 1)	Active Chain(s):	0+1

Test Frequency (MHz)	26 dB Bandwidth (MHz)				Limit (kHz)
	A	B	C	D	
5210	82.060	82.060	-	-	-

Table 146 - 26 dB Bandwidth Results

Test Configuration			
Frequency Range:	5.150-5.250 GHz	Band:	U-NII-1
Limit Clause(s):		Test Method(s):	C63.10 6.9.3 C63.10 12.4.2
Additional Reference(s):	-		

DUT Configuration			
Mode:	802.11ac VHT80	Duty Cycle (%):	-
Modulation Coding Scheme:	MCS2x2	DCCF (dB):	-
Antenna Configuration:	MIMO SDM	Peak Antenna Gain (dBi):	-
Active Port(s):	A+B (5GHz Core 0 + 5GHz Core 1)	Active Chain(s):	0+1

Test Frequency (MHz)	99% Bandwidth (MHz)				Limit (kHz)
	A	B	C	D	
5210	75.680	75.900	-	-	-

Table 147 - 99% Bandwidth Results



Test Configuration			
Frequency Range:	5.150-5.250 GHz	Band:	U-NII-1
Limit Clause(s):		Test Method(s):	C63.10 6.9.3 C63.10 12.4.2
Additional Reference(s):	-		

DUT Configuration			
Mode:	802.11ax HE20 SU	Duty Cycle (%):	-
Modulation Coding Scheme:	MCS2x2	DCCF (dB):	-
Antenna Configuration:	MIMO SDM	Peak Antenna Gain (dBi):	-
Active Port(s):	A+B (5GHz Core 0 + 5GHz Core 1)	Active Chain(s):	0+1

Test Frequency (MHz)	26 dB Bandwidth (MHz)				Limit (kHz)
	A	B	C	D	
5180	21.240	21.180	-	-	-
5220	21.120	21.240	-	-	-
5240	21.120	21.180	-	-	-

Table 148 - 26 dB Bandwidth Results

Test Configuration			
Frequency Range:	5.150-5.250 GHz	Band:	U-NII-1
Limit Clause(s):		Test Method(s):	C63.10 6.9.3 C63.10 12.4.2
Additional Reference(s):	-		

DUT Configuration			
Mode:	802.11ax HE20 SU	Duty Cycle (%):	-
Modulation Coding Scheme:	MCS2x2	DCCF (dB):	-
Antenna Configuration:	MIMO SDM	Peak Antenna Gain (dBi):	-
Active Port(s):	A+B (5GHz Core 0 + 5GHz Core 1)	Active Chain(s):	0+1

Test Frequency (MHz)	99% Bandwidth (MHz)				Limit (kHz)
	A	B	C	D	
5180	18.960	18.960	-	-	-
5220	18.960	18.960	-	-	-
5240	18.960	18.960	-	-	-

Table 149 - 99% Bandwidth Results



Test Configuration			
Frequency Range:	5.150-5.250 GHz	Band:	U-NII-1
Limit Clause(s):		Test Method(s):	C63.10 6.9.3 C63.10 12.4.2
Additional Reference(s):	-		

DUT Configuration			
Mode:	802.11ax HE40 SU	Duty Cycle (%):	-
Modulation Coding Scheme:	MCS2x2	DCCF (dB):	-
Antenna Configuration:	MIMO SDM	Peak Antenna Gain (dBi):	-
Active Port(s):	A+B (5GHz Core 0 + 5GHz Core 1)	Active Chain(s):	0+1

Test Frequency (MHz)	26 dB Bandwidth (MHz)				Limit (kHz)
	A	B	C	D	
5190	40.560	40.440	-	-	-
5230	40.800	40.920	-	-	-

Table 150 - 26 dB Bandwidth Results

Test Configuration			
Frequency Range:	5.150-5.250 GHz	Band:	U-NII-1
Limit Clause(s):		Test Method(s):	C63.10 6.9.3 C63.10 12.4.2
Additional Reference(s):	-		

DUT Configuration			
Mode:	802.11ax HE40 SU	Duty Cycle (%):	-
Modulation Coding Scheme:	MCS2x2	DCCF (dB):	-
Antenna Configuration:	MIMO SDM	Peak Antenna Gain (dBi):	-
Active Port(s):	A+B (5GHz Core 0 + 5GHz Core 1)	Active Chain(s):	0+1

Test Frequency (MHz)	99% Bandwidth (MHz)				Limit (kHz)
	A	B	C	D	
5190	37.440	37.440	-	-	-
5230	37.680	37.680	-	-	-

Table 151 - 99% Bandwidth Results



Test Configuration			
Frequency Range:	5.150-5.250 GHz	Band:	U-NII-1
Limit Clause(s):		Test Method(s):	C63.10 6.9.3 C63.10 12.4.2
Additional Reference(s):	-		

DUT Configuration			
Mode:	802.11ax HE80 SU	Duty Cycle (%):	-
Modulation Coding Scheme:	MCS2x2	DCCF (dB):	-
Antenna Configuration:	MIMO SDM	Peak Antenna Gain (dBi):	-
Active Port(s):	A+B (5GHz Core 0 + 5GHz Core 1)	Active Chain(s):	0+1

Test Frequency (MHz)	26 dB Bandwidth (MHz)				Limit (kHz)
	A	B	C	D	
5210	82.500	82.720	-	-	-

Table 152 - 26 dB Bandwidth Results

Test Configuration			
Frequency Range:	5.150-5.250 GHz	Band:	U-NII-1
Limit Clause(s):		Test Method(s):	C63.10 6.9.3 C63.10 12.4.2
Additional Reference(s):	-		

DUT Configuration			
Mode:	802.11ax HE80 SU	Duty Cycle (%):	-
Modulation Coding Scheme:	MCS2x2	DCCF (dB):	-
Antenna Configuration:	MIMO SDM	Peak Antenna Gain (dBi):	-
Active Port(s):	A+B (5GHz Core 0 + 5GHz Core 1)	Active Chain(s):	0+1

Test Frequency (MHz)	99% Bandwidth (MHz)				Limit (kHz)
	A	B	C	D	
5210	77.000	77.000	-	-	-

Table 153 - 99% Bandwidth Results



Test Configuration			
Frequency Range:	5.250-5.350 GHz	Band:	U-NII-2A
Limit Clause(s):		Test Method(s):	C63.10 6.9.3 C63.10 12.4.2
Additional Reference(s):	-		

DUT Configuration			
Mode:	802.11n HT20	Duty Cycle (%):	-
Modulation Coding Scheme:	MCS10	DCCF (dB):	-
Antenna Configuration:	MIMO SDM	Peak Antenna Gain (dBi):	-
Active Port(s):	A+B (5GHz Core 0 + 5GHz Core 1)	Active Chain(s):	0+1

Test Frequency (MHz)	26 dB Bandwidth (MHz)				Limit (kHz)
	A	B	C	D	
5260	21.180	21.060	-	-	-
5300	21.060	21.060	-	-	-
5320	21.060	21.240	-	-	-

Table 154 - 26 dB Bandwidth Results

Test Frequency (MHz)	99% Bandwidth (MHz)				Limit (kHz)
	A	B	C	D	
5260	17.760	17.760	-	-	-
5300	17.760	17.760	-	-	-
5320	17.760	17.760	-	-	-

Table 155 - 99% Bandwidth Results



Test Configuration			
Frequency Range:	5.250-5.350 GHz	Band:	U-NII-2A
Limit Clause(s):		Test Method(s):	C63.10 6.9.3 C63.10 12.4.2
Additional Reference(s):	-		

DUT Configuration			
Mode:	802.11n HT40	Duty Cycle (%):	-
Modulation Coding Scheme:	MCS10	DCCF (dB):	-
Antenna Configuration:	MIMO SDM	Peak Antenna Gain (dBi):	-
Active Port(s):	A+B (5GHz Core 0 + 5GHz Core 1)	Active Chain(s):	0+1

Test Frequency (MHz)	26 dB Bandwidth (MHz)				Limit (kHz)
	A	B	C	D	
5270	40.400	40.400	-	-	-
5310	40.200	40.200	-	-	-

Table 156 - 26 dB Bandwidth Results

Test Frequency (MHz)	99% Bandwidth (MHz)				Limit (kHz)
	A	B	C	D	
5270	36.400	36.300	-	-	-
5310	36.300	36.300	-	-	-

Table 157 - 99% Bandwidth Results



Test Configuration			
Frequency Range:	5.250-5.350 GHz	Band:	U-NII-2A
Limit Clause(s):		Test Method(s):	C63.10 6.9.3 C63.10 12.4.2
Additional Reference(s):	-		

DUT Configuration			
Mode:	802.11ac VHT80	Duty Cycle (%):	-
Modulation Coding Scheme:	MCS2x2	DCCF (dB):	-
Antenna Configuration:	MIMO SDM	Peak Antenna Gain (dBi):	-
Active Port(s):	A+B (5GHz Core 0 + 5GHz Core 1)	Active Chain(s):	0+1

Test Frequency (MHz)	26 dB Bandwidth (MHz)				Limit (kHz)
	A	B	C	D	
5290	82.060	82.280	-	-	-

Table 158 - 26 dB Bandwidth Results

Test Frequency (MHz)	99% Bandwidth (MHz)				Limit (kHz)
	A	B	C	D	
5290	75.680	75.900	-	-	-

Table 159 - 99% Bandwidth Results



Test Configuration			
Frequency Range:	5.250-5.350 GHz	Band:	U-NII-2A
Limit Clause(s):		Test Method(s):	C63.10 6.9.3 C63.10 12.4.2
Additional Reference(s):	-		

DUT Configuration			
Mode:	802.11ax HE20 SU	Duty Cycle (%):	-
Modulation Coding Scheme:	MCS2x2	DCCF (dB):	-
Antenna Configuration:	MIMO SDM	Peak Antenna Gain (dBi):	-
Active Port(s):	A+B (5GHz Core 0 + 5GHz Core 1)	Active Chain(s):	0+1

Test Frequency (MHz)	26 dB Bandwidth (MHz)				Limit (kHz)
	A	B	C	D	
5260	21.120	21.180	-	-	-
5300	21.120	21.180	-	-	-
5320	21.060	21.180	-	-	-

Table 160 - 26 dB Bandwidth Results

Test Frequency (MHz)	99% Bandwidth (MHz)				Limit (kHz)
	A	B	C	D	
5260	18.960	18.960	-	-	-
5300	18.960	18.960	-	-	-
5320	18.960	18.960	-	-	-

Table 161 - 99% Bandwidth Results



Test Configuration			
Frequency Range:	5.250-5.350 GHz	Band:	U-NII-2A
Limit Clause(s):		Test Method(s):	C63.10 6.9.3 C63.10 12.4.2
Additional Reference(s):	-		

DUT Configuration			
Mode:	802.11ax HE40 SU	Duty Cycle (%):	-
Modulation Coding Scheme:	MCS2x2	DCCF (dB):	-
Antenna Configuration:	MIMO SDM	Peak Antenna Gain (dBi):	-
Active Port(s):	A+B (5GHz Core 0 + 5GHz Core 1)	Active Chain(s):	0+1

Test Frequency (MHz)	26 dB Bandwidth (MHz)				Limit (kHz)
	A	B	C	D	
5270	40.800	40.680	-	-	-
5310	40.680	40.440	-	-	-

Table 162 - 26 dB Bandwidth Results

Test Frequency (MHz)	99% Bandwidth (MHz)				Limit (kHz)
	A	B	C	D	
5270	37.680	37.680	-	-	-
5310	37.560	37.560	-	-	-

Table 163 - 99% Bandwidth Results



Test Configuration			
Frequency Range:	5.250-5.350 GHz	Band:	U-NII-2A
Limit Clause(s):		Test Method(s):	C63.10 6.9.3 C63.10 12.4.2
Additional Reference(s):	-		

DUT Configuration			
Mode:	802.11ax HE80 SU	Duty Cycle (%):	-
Modulation Coding Scheme:	MCS2x2	DCCF (dB):	-
Antenna Configuration:	MIMO SDM	Peak Antenna Gain (dBi):	-
Active Port(s):	A+B (5GHz Core 0 + 5GHz Core 1)	Active Chain(s):	0+1

Test Frequency (MHz)	26 dB Bandwidth (MHz)				Limit (kHz)
	A	B	C	D	
5290	82.500	82.500	-	-	-

Table 164 - 26 dB Bandwidth Results

Test Frequency (MHz)	99% Bandwidth (MHz)				Limit (kHz)
	A	B	C	D	
5290	77.000	77.000	-	-	-

Table 165 - 99% Bandwidth Results



Test Configuration			
Frequency Range:	5.470-5.725 GHz	Band:	U-NII-2C
Limit Clause(s):		Test Method(s):	C63.10 6.9.3 C63.10 12.4.2
Additional Reference(s):	-		

DUT Configuration			
Mode:	802.11n HT20	Duty Cycle (%):	-
Modulation Coding Scheme:	MCS10	DCCF (dB):	-
Antenna Configuration:	MIMO SDM	Peak Antenna Gain (dBi):	-
Active Port(s):	A+B (5GHz Core 0 + 5GHz Core 1)	Active Chain(s):	0+1

Test Frequency (MHz)	26 dB Bandwidth (MHz)				Limit (kHz)
	A	B	C	D	
5500	21.000	21.060	-	-	-
5600	21.120	21.180	-	-	-
5720	15.560	15.500	-	-	-

Table 166 - 26 dB Bandwidth Results

Test Frequency (MHz)	99% Bandwidth (MHz)				Limit (kHz)
	A	B	C	D	
5500	17.760	17.760	-	-	-
5600	17.700	17.760	-	-	-
5720	13.700	13.760	-	-	-

Table 167 - 99% Bandwidth Results



Test Configuration			
Frequency Range:	5.470-5.725 GHz	Band:	U-NII-2C
Limit Clause(s):		Test Method(s):	C63.10 6.9.3 C63.10 12.4.2
Additional Reference(s):	-		

DUT Configuration			
Mode:	802.11n HT40	Duty Cycle (%):	-
Modulation Coding Scheme:	MCS10	DCCF (dB):	-
Antenna Configuration:	MIMO SDM	Peak Antenna Gain (dBi):	-
Active Port(s):	A+B (5GHz Core 0 + 5GHz Core 1)	Active Chain(s):	0+1

Test Frequency (MHz)	26 dB Bandwidth (MHz)				Limit (kHz)
	A	B	C	D	
5510	40.100	40.300	-	-	-
5590	40.400	40.500	-	-	-
5710	35.300	35.300	-	-	-

Table 168 - 26 dB Bandwidth Results

Test Frequency (MHz)	99% Bandwidth (MHz)				Limit (kHz)
	A	B	C	D	
5510	36.200	36.300	-	-	-
5590	36.300	36.300	-	-	-
5710	32.800	32.800	-	-	-

Table 169 - 99% Bandwidth Results



Test Configuration			
Frequency Range:	5.470-5.725 GHz	Band:	U-NII-2C
Limit Clause(s):		Test Method(s):	C63.10 6.9.3 C63.10 12.4.2
Additional Reference(s):	-		

DUT Configuration			
Mode:	802.11ac VHT80	Duty Cycle (%):	-
Modulation Coding Scheme:	MCS2x2	DCCF (dB):	-
Antenna Configuration:	MIMO SDM	Peak Antenna Gain (dBi):	-
Active Port(s):	A+B (5GHz Core 0 + 5GHz Core 1)	Active Chain(s):	0+1

Test Frequency (MHz)	26 dB Bandwidth (MHz)				Limit (kHz)
	A	B	C	D	
5530	81.840	82.060	-	-	-
5610	81.620	81.840	-	-	-
5690	75.700	75.920	-	-	-

Table 170 - 26 dB Bandwidth Results

Test Frequency (MHz)	99% Bandwidth (MHz)				Limit (kHz)
	A	B	C	D	
5530	75.680	75.900	-	-	-
5610	75.680	75.900	-	-	-
5690	72.180	72.180	-	-	-

Table 171 - 99% Bandwidth Results



Test Configuration			
Frequency Range:	5.470-5.725 GHz	Band:	U-NII-2C
Limit Clause(s):		Test Method(s):	C63.10 6.9.3 C63.10 12.4.2
Additional Reference(s):	-		

DUT Configuration			
Mode:	802.11ax HE20 SU	Duty Cycle (%):	-
Modulation Coding Scheme:	MCS2x2	DCCF (dB):	-
Antenna Configuration:	MIMO SDM	Peak Antenna Gain (dBi):	-
Active Port(s):	A+B (5GHz Core 0 + 5GHz Core 1)	Active Chain(s):	0+1

Test Frequency (MHz)	26 dB Bandwidth (MHz)				Limit (kHz)
	A	B	C	D	
5500	21.120	21.000	-	-	-
5600	21.060	21.180	-	-	-
5720	15.560	15.620	-	-	-

Table 172 - 26 dB Bandwidth Results

Test Frequency (MHz)	99% Bandwidth (MHz)				Limit (kHz)
	A	B	C	D	
5500	18.960	18.960	-	-	-
5600	18.900	18.960	-	-	-
5720	14.360	14.360	-	-	-

Table 173 - 99% Bandwidth Results



Test Configuration			
Frequency Range:	5.470-5.725 GHz	Band:	U-NII-2C
Limit Clause(s):		Test Method(s):	C63.10 6.9.3 C63.10 12.4.2
Additional Reference(s):	-		

DUT Configuration			
Mode:	802.11ax HE40 SU	Duty Cycle (%):	-
Modulation Coding Scheme:	MCS2x2	DCCF (dB):	-
Antenna Configuration:	MIMO SDM	Peak Antenna Gain (dBi):	-
Active Port(s):	A+B (5GHz Core 0 + 5GHz Core 1)	Active Chain(s):	0+1

Test Frequency (MHz)	26 dB Bandwidth (MHz)				Limit (kHz)
	A	B	C	D	
5510	40.560	40.560	-	-	-
5590	40.680	40.920	-	-	-
5710	35.280	35.280	-	-	-

Table 174 - 26 dB Bandwidth Results

Test Frequency (MHz)	99% Bandwidth (MHz)				Limit (kHz)
	A	B	C	D	
5510	37.560	37.680	-	-	-
5590	37.680	37.680	-	-	-
5710	33.600	33.480	-	-	-

Table 175 - 99% Bandwidth Results



Test Configuration			
Frequency Range:	5.470-5.725 GHz	Band:	U-NII-2C
Limit Clause(s):		Test Method(s):	C63.10 6.9.3 C63.10 12.4.2
Additional Reference(s):	-		

DUT Configuration			
Mode:	802.11ax HE80 SU	Duty Cycle (%):	-
Modulation Coding Scheme:	MCS2x2	DCCF (dB):	-
Antenna Configuration:	MIMO SDM	Peak Antenna Gain (dBi):	-
Active Port(s):	A+B (5GHz Core 0 + 5GHz Core 1)	Active Chain(s):	0+1

Test Frequency (MHz)	26 dB Bandwidth (MHz)				Limit (kHz)
	A	B	C	D	
5530	82.280	82.720	-	-	-
5610	82.720	82.500	-	-	-
5690	76.800	76.800	-	-	-

Table 176 - 26 dB Bandwidth Results

Test Frequency (MHz)	99% Bandwidth (MHz)				Limit (kHz)
	A	B	C	D	
5530	77.000	77.000	-	-	-
5610	77.000	77.220	-	-	-
5690	73.060	73.060	-	-	-

Table 177 - 99% Bandwidth Results



Test Configuration			
Frequency Range:	5.725-5.850 GHz	Band:	U-NII-3
Limit Clause(s):	15.407(e) RSS-247 6.2.4.1	Test Method(s):	C63.10 6.9.3 789033 D02 v02r01 II.C.2.
Additional Reference(s):	-		

DUT Configuration			
Mode:	802.11n HT20	Duty Cycle (%):	-
Modulation Coding Scheme:	MCS10	DCCF (dB):	-
Antenna Configuration:	MIMO SDM	Peak Antenna Gain (dBi):	-
Active Port(s):	A+B (5GHz Core 0 + 5GHz Core 1)	Active Chain(s):	0+1

Test Frequency (MHz)	6 dB Bandwidth (MHz)				Limit (kHz)
	A	B	C	D	
5720	3.820	3.820	-	-	≥500.0
5745	17.640	17.400	-	-	≥500.0
5785	17.640	17.340	-	-	≥500.0
5825	17.700	17.280	-	-	≥500.0

Table 178 - 6 dB Bandwidth Results

Test Frequency (MHz)	99% Bandwidth (MHz)				Limit (kHz)
	A	B	C	D	
5720	4.240	4.180	-	-	-
5745	17.820	17.760	-	-	-
5785	17.820	17.820	-	-	-
5825	17.820	17.820	-	-	-

Table 179 - 99% Bandwidth Results



Test Configuration			
Frequency Range:	5.725-5.850 GHz	Band:	U-NII-3
Limit Clause(s):	15.407(e) RSS-247 6.2.4.1	Test Method(s):	C63.10 6.9.3 789033 D02 v02r01 II.C.2.
Additional Reference(s):	-		

DUT Configuration			
Mode:	802.11n HT40	Duty Cycle (%):	-
Modulation Coding Scheme:	MCS10	DCCF (dB):	-
Antenna Configuration:	MIMO SDM	Peak Antenna Gain (dBi):	-
Active Port(s):	A+B (5GHz Core 0 + 5GHz Core 1)	Active Chain(s):	0+1

Test Frequency (MHz)	6 dB Bandwidth (MHz)				Limit (kHz)
	A	B	C	D	
5710	3.200	2.900	-	-	≥500.0
5755	35.900	35.520	-	-	≥500.0
5795	35.880	35.600	-	-	≥500.0

Table 180 - 6 dB Bandwidth Results

Test Frequency (MHz)	99% Bandwidth (MHz)				Limit (kHz)
	A	B	C	D	
5710	5.000	5.100	-	-	-
5755	36.400	36.600	-	-	-
5795	36.480	36.500	-	-	-

Table 181 - 99% Bandwidth Results



Test Configuration			
Frequency Range:	5.725-5.850 GHz	Band:	U-NII-3
Limit Clause(s):	15.407(e) RSS-247 6.2.4.1	Test Method(s):	C63.10 6.9.3 789033 D02 v02r01 II.C.2.
Additional Reference(s):	-		

DUT Configuration			
Mode:	802.11ac VHT80	Duty Cycle (%):	-
Modulation Coding Scheme:	MCS2x2	DCCF (dB):	-
Antenna Configuration:	MIMO SDM	Peak Antenna Gain (dBi):	-
Active Port(s):	A+B (5GHz Core 0 + 5GHz Core 1)	Active Chain(s):	0+1

Test Frequency (MHz)	6 dB Bandwidth (MHz)				Limit (kHz)
	A	B	C	D	
5690	2.840	3.280	-	-	≥500.0
5775	75.680	75.680	-	-	≥500.0

Table 182 - 6 dB Bandwidth Results

Test Frequency (MHz)	99% Bandwidth (MHz)				Limit (kHz)
	A	B	C	D	
5690	27.040	29.900	-	-	-
5775	75.680	75.900	-	-	-

Table 183 - 99% Bandwidth Results



Test Configuration			
Frequency Range:	5.725-5.850 GHz	Band:	U-NII-3
Limit Clause(s):	15.407(e) RSS-247 6.2.4.1	Test Method(s):	C63.10 6.9.3 789033 D02 v02r01 II.C.2.
Additional Reference(s):	-		

DUT Configuration			
Mode:	802.11ax HE20 SU	Duty Cycle (%):	-
Modulation Coding Scheme:	MCS2x2	DCCF (dB):	-
Antenna Configuration:	MIMO SDM	Peak Antenna Gain (dBi):	-
Active Port(s):	A+B (5GHz Core 0 + 5GHz Core 1)	Active Chain(s):	0+1

Test Frequency (MHz)	6 dB Bandwidth (MHz)				Limit (kHz)
	A	B	C	D	
5720	4.540	4.540	-	-	≥500.0
5745	18.960	18.960	-	-	≥500.0
5785	19.020	18.900	-	-	≥500.0
5825	19.020	18.960	-	-	≥500.0

Table 184 - 6 dB Bandwidth Results

Test Frequency (MHz)	99% Bandwidth (MHz)				Limit (kHz)
	A	B	C	D	
5720	4.600	4.660	-	-	-
5745	19.020	18.960	-	-	-
5785	18.960	18.960	-	-	-
5825	19.020	19.020	-	-	-

Table 185 - 99% Bandwidth Results



Test Configuration			
Frequency Range:	5.725-5.850 GHz	Band:	U-NII-3
Limit Clause(s):	15.407(e) RSS-247 6.2.4.1	Test Method(s):	C63.10 6.9.3 789033 D02 v02r01 II.C.2.
Additional Reference(s):	-		

DUT Configuration			
Mode:	802.11ax HE40 SU	Duty Cycle (%):	-
Modulation Coding Scheme:	MCS2x2	DCCF (dB):	-
Antenna Configuration:	MIMO SDM	Peak Antenna Gain (dBi):	-
Active Port(s):	A+B (5GHz Core 0 + 5GHz Core 1)	Active Chain(s):	0+1

Test Frequency (MHz)	6 dB Bandwidth (MHz)				Limit (kHz)
	A	B	C	D	
5710	4.080	3.960	-	-	≥500.0
5755	38.040	37.560	-	-	≥500.0
5795	37.920	37.680	-	-	≥500.0

Table 186 - 6 dB Bandwidth Results

Test Frequency (MHz)	99% Bandwidth (MHz)				Limit (kHz)
	A	B	C	D	
5710	4.560	4.680	-	-	-
5755	37.680	37.680	-	-	-
5795	37.800	37.680	-	-	-

Table 187 - 99% Bandwidth Results



Test Configuration			
Frequency Range:	5.725-5.850 GHz	Band:	U-NII-3
Limit Clause(s):	15.407(e) RSS-247 6.2.4.1	Test Method(s):	C63.10 6.9.3 789033 D02 v02r01 II.C.2.
Additional Reference(s):	-		

DUT Configuration			
Mode:	802.11ax HE80 SU	Duty Cycle (%):	-
Modulation Coding Scheme:	MCS2x2	DCCF (dB):	-
Antenna Configuration:	MIMO SDM	Peak Antenna Gain (dBi):	-
Active Port(s):	A+B (5GHz Core 0 + 5GHz Core 1)	Active Chain(s):	0+1

Test Frequency (MHz)	6 dB Bandwidth (MHz)				Limit (kHz)
	A	B	C	D	
5690	4.160	4.160	-	-	≥500.0
5775	77.880	77.220	-	-	≥500.0

Table 188 - 6 dB Bandwidth Results

Test Frequency (MHz)	99% Bandwidth (MHz)				Limit (kHz)
	A	B	C	D	
5690	27.260	27.920	-	-	-
5775	77.000	77.000	-	-	-

Table 189 - 99% Bandwidth Results

FCC Part 15E, Limit Clause 15.407

5150 MHz to 5250 MHz: None specified.
 5250 MHz to 5350 MHz: None specified.
 5470 MHz to 5725 MHz: None specified.
 5725 MHz to 5850 MHz: > 500 kHz.

ISED RSS-247, Limit Clause 6.2.1.1, 6.2.2.1, 6.2.3.1 and 6.2.4.1

5150 MHz to 5250 MHz: None specified.
 5250 MHz to 5350 MHz: None specified.
 5470 MHz to 5725 MHz: None specified.
 5725 MHz to 5850 MHz: The minimum 6 dB bandwidth shall be at least 500 kHz.



2.2.7 Test Location and Test Equipment Used

This test was carried out in RF Laboratory 1.

Instrument	Manufacturer	Type No.	TE No.	Calibration Period (months)	Calibration Expiry Date
Multimeter	Fluke	79 Series III	611	12	21-Dec-2022
Hygrometer	Rotronic	I-1000	3220	12	05-Nov-2022
Frequency Standard	Spectracom	SecureSync 1200-0408-0601	4393	6	01-Feb-2023
AC Programmable Power Supply	iTech	IT7324	5225	-	O/P Mon
MXA Signal Analyser	Keysight Technologies	N9020B	5528	24	21-Mar-2024
Signal Conditioning Unit	TUV SUD	SPECTRUM SCU001	5546	12	06-Apr-2023

Table 190

O/P Mon – Output Monitored using calibrated equipment



2.3 Maximum Conducted Output Power

2.3.1 Specification Reference

FCC 47 CFR Part 15E, Clause 15.407 (a),
ISED RSS-247, Clause 6.2

2.3.2 Equipment Under Test and Modification State

A2843, S/N: CVP4VD6WJV - Modification State 0

2.3.3 Date of Test

03-August-2022

2.3.4 Test Method

The test was performed in accordance with ANSI C63.10 2013, clause 12.3.3.2 using method PM-G for FCC testing and ANSI C63.10 2020, clause 12.4.3.2 using method PM-G for ISED testing. Since the gated power meter was used for method PM-G the EUT was measured only while transmitting and hence no duty cycle correction was necessary.

The 'straddle' channels which operate across the U-NII 2C and U-NII 3 boundaries are reported by measuring only the power transmitted within each band and comparing each to the relevant band limit as per KDB 789033 D02 v02r01 clause III.3. The 'straddle' channel test was performed in accordance with ANSI C63.10 2013, clause 12.3.2.4 using method SA-2 for FCC testing and ANSI C63.10 2020, clause 12.4.2.4 using method SA-2 for ISED testing.

MIMO output port summing was performed in accordance with KDB 662911 D01.

The EUT has equal conducted powers on all ports for each mode of operation, but unequal antenna gains. Therefore, for SISO modes the EUT was tested on the port with the highest antenna gain which would result in the highest EIRP output power.

For the CDD results the directional gain was calculated in accordance with clause F)2)f)(ii) using the calculations from F)2)f)(i) with worst-case individual gain and an array gain of zero.

For SDM modes Directional Gain was calculated in accordance with clause F)2)d)(ii).

2.3.5 Environmental Conditions

Ambient Temperature	23.7 °C
Relative Humidity	59.5 %



2.3.6 Test Results

5 GHz WLAN

SISO

Test Configuration			
Frequency Range:	5.150-5.250 GHz	Band:	U-NII-1
Limit Clause(s):	15.407 (a)(1)(iv)	Test Method(s):	Refer to Test Method
Additional Reference(s):	-		

DUT Configuration			
Mode:	802.11a	Duty Cycle (%):	98.2
Data Rate:	12 Mbps	DCCF (dB):	-
Antenna Configuration:	SISO	Peak Antenna Gain (dBi):	0.57
Active Port(s):	B (5GHz Core 1)	Active Chain(s):	1

Test Frequency (MHz)	Maximum Conducted Output Power (dBm)					Limit (dBm)	Margin (dB)
	A	B	C	D	Σ		
5180	-	16.84	-	-	-	24.00	-7.16
5220	-	19.95	-	-	-	24.00	-4.05
5240	-	19.79	-	-	-	24.00	-4.21

Table 191 - FCC Maximum Conducted (average) Output Power Results

Test Configuration			
Frequency Range:	5.150-5.250 GHz	Band:	U-NII-1
Limit Clause(s):	RSS-247 6.2.1.1	Test Method(s):	Refer to Test Method
Additional Reference(s):	-		

DUT Configuration			
Mode:	802.11a	Duty Cycle (%):	97.8
Data Rate:	12 Mbps	DCCF (dB):	-
Antenna Configuration:	SISO	Peak Antenna Gain (dBi):	0.57
Active Port(s):	B (5GHz Core 1)	Active Chain(s):	1

Test Frequency (MHz)	Minimum 99% OBW (MHz)	Maximum Conducted Output Power (dBm)					EIRP (dBm)	EIRP Limit (dBm)	EIRP Margin (dB)
		A	B	C	D	Σ			
5180	16.620	-	16.81	-	-	-	17.38	22.21	-4.83
5220	16.620	-	18.18	-	-	-	18.75	22.21	-3.46
5240	16.620	-	18.12	-	-	-	18.69	22.21	-3.51

Table 192 - ISED Maximum Conducted (average) Output Power Results



Test Configuration			
Frequency Range:	5.150-5.250 GHz	Band:	U-NII-1
Limit Clause(s):	15.407 (a)(1)(iv)	Test Method(s):	Refer to Test Method
Additional Reference(s):	-		

DUT Configuration			
Mode:	802.11n HT20	Duty Cycle (%):	96.8
Modulation Coding Scheme:	MCS2	DCCF (dB):	-
Antenna Configuration:	SISO	Peak Antenna Gain (dBi):	0.57
Active Port(s):	B (5GHz Core 1)	Active Chain(s):	1

Test Frequency (MHz)	Maximum Conducted Output Power (dBm)					Limit (dBm)	Margin (dB)
	A	B	C	D	Σ		
5180	-	16.83	-	-	-	24.00	-7.17
5220	-	19.92	-	-	-	24.00	-4.08
5240	-	19.96	-	-	-	24.00	-4.04

Table 193 - FCC Maximum Conducted (average) Output Power Results

Test Configuration			
Frequency Range:	5.150-5.250 GHz	Band:	U-NII-1
Limit Clause(s):	RSS-247 6.2.1.1	Test Method(s):	Refer to Test Method
Additional Reference(s):	-		

DUT Configuration			
Mode:	802.11n HT20	Duty Cycle (%):	97.3
Modulation Coding Scheme:	MCS2	DCCF (dB):	-
Antenna Configuration:	SISO	Peak Antenna Gain (dBi):	0.57
Active Port(s):	B (5GHz Core 1)	Active Chain(s):	1

Test Frequency (MHz)	Minimum 99% OBW (MHz)	Maximum Conducted Output Power (dBm)					EIRP (dBm)	EIRP Limit (dBm)	EIRP Margin (dB)
		A	B	C	D	Σ			
5180	17.760	-	16.69	-	-	-	17.26	22.49	-5.23
5220	17.760	-	18.17	-	-	-	18.74	22.49	-3.75
5240	17.760	-	18.18	-	-	-	18.75	22.49	-3.74

Table 194 - ISED Maximum Conducted (average) Output Power Results



Test Configuration			
Frequency Range:	5.150-5.250 GHz	Band:	U-NII-1
Limit Clause(s):	15.407 (a)(1)(iv)	Test Method(s):	Refer to Test Method
Additional Reference(s):	-		

DUT Configuration			
Mode:	802.11n HT40	Duty Cycle (%):	94.4
Modulation Coding Scheme:	MCS2	DCCF (dB):	-
Antenna Configuration:	SISO	Peak Antenna Gain (dBi):	0.57
Active Port(s):	B (5GHz Core 1)	Active Chain(s):	1

Test Frequency (MHz)	Maximum Conducted Output Power (dBm)					Limit (dBm)	Margin (dB)
	A	B	C	D	Σ		
5190	-	15.86	-	-	-	24.00	-8.14
5230	-	19.93	-	-	-	24.00	-4.07

Table 195 - FCC Maximum Conducted (average) Output Power Results

Test Configuration			
Frequency Range:	5.150-5.250 GHz	Band:	U-NII-1
Limit Clause(s):	RSS-247 6.2.1.1	Test Method(s):	Refer to Test Method
Additional Reference(s):	-		

DUT Configuration			
Mode:	802.11n HT40	Duty Cycle (%):	94.4
Modulation Coding Scheme:	MCS2	DCCF (dB):	-
Antenna Configuration:	SISO	Peak Antenna Gain (dBi):	0.57
Active Port(s):	B (5GHz Core 1)	Active Chain(s):	1

Test Frequency (MHz)	Minimum 99% OBW (MHz)	Maximum Conducted Output Power (dBm)					EIRP (dBm)	EIRP Limit (dBm)	EIRP Margin (dB)
		A	B	C	D	Σ			
5190	36.200	-	15.74	-	-	-	16.31	23.00	-6.69
5230	36.600	-	19.69	-	-	-	20.26	23.00	-2.74

Table 196 - ISED Maximum Conducted (average) Output Power Results



Test Configuration			
Frequency Range:	5.150-5.250 GHz	Band:	U-NII-1
Limit Clause(s):	15.407 (a)(1)(iv)	Test Method(s):	Refer to Test Method
Additional Reference(s):	-		

DUT Configuration			
Mode:	802.11ac VHT80	Duty Cycle (%):	90.3
Modulation Coding Scheme:	MCS2x1	DCCF (dB):	-
Antenna Configuration:	SISO	Peak Antenna Gain (dBi):	0.57
Active Port(s):	B (5GHz Core 1)	Active Chain(s):	1

Test Frequency (MHz)	Maximum Conducted Output Power (dBm)					Limit (dBm)	Margin (dB)
	A	B	C	D	Σ		
5210	-	14.93	-	-	-	24.00	-9.07

Table 197 - FCC Maximum Conducted (average) Output Power Results

Test Configuration			
Frequency Range:	5.150-5.250 GHz	Band:	U-NII-1
Limit Clause(s):	RSS-247 6.2.1.1	Test Method(s):	Refer to Test Method
Additional Reference(s):	-		

DUT Configuration			
Mode:	802.11ac VHT80	Duty Cycle (%):	90.3
Modulation Coding Scheme:	MCS2x1	DCCF (dB):	-
Antenna Configuration:	SISO	Peak Antenna Gain (dBi):	0.57
Active Port(s):	B (5GHz Core 1)	Active Chain(s):	1

Test Frequency (MHz)	Minimum 99% OBW (MHz)	Maximum Conducted Output Power (dBm)					EIRP (dBm)	EIRP Limit (dBm)	EIRP Margin (dB)
		A	B	C	D	Σ			
5210	75.680	-	14.74	-	-	-	15.31	23.00	-7.69

Table 198 - ISED Maximum Conducted (average) Output Power Results



Test Configuration			
Frequency Range:	5.150-5.250 GHz	Band:	U-NII-1
Limit Clause(s):	15.407 (a)(1)(iv)	Test Method(s):	Refer to Test Method
Additional Reference(s):	-		

DUT Configuration			
Mode:	802.11ax HE20 SU	Duty Cycle (%):	96.1
Modulation Coding Scheme:	MCS2x1	DCCF (dB):	-
Antenna Configuration:	SISO	Peak Antenna Gain (dBi):	0.57
Active Port(s):	B (5GHz Core 1)	Active Chain(s):	1

Test Frequency (MHz)	Maximum Conducted Output Power (dBm)					Limit (dBm)	Margin (dB)
	A	B	C	D	Σ		
5180	-	16.29	-	-	-	24.00	-7.71
5220	-	19.72	-	-	-	24.00	-4.28
5240	-	19.94	-	-	-	24.00	-4.06

Table 199 - FCC Maximum Conducted (average) Output Power Results

Test Configuration			
Frequency Range:	5.150-5.250 GHz	Band:	U-NII-1
Limit Clause(s):	RSS-247 6.2.1.1	Test Method(s):	Refer to Test Method
Additional Reference(s):	-		

DUT Configuration			
Mode:	802.11ax HE20 SU	Duty Cycle (%):	96.1
Modulation Coding Scheme:	MCS2x1	DCCF (dB):	-
Antenna Configuration:	SISO	Peak Antenna Gain (dBi):	0.57
Active Port(s):	B (5GHz Core 1)	Active Chain(s):	1

Test Frequency (MHz)	Minimum 99% OBW (MHz)	Maximum Conducted Output Power (dBm)					EIRP (dBm)	EIRP Limit (dBm)	EIRP Margin (dB)
		A	B	C	D	Σ			
5180	18.960	-	16.29	-	-	-	16.86	22.78	-5.92
5220	18.960	-	18.16	-	-	-	18.73	22.78	-4.04
5240	18.960	-	18.19	-	-	-	18.76	22.78	-4.02

Table 200 - ISED Maximum Conducted (average) Output Power Results



Test Configuration			
Frequency Range:	5.150-5.250 GHz	Band:	U-NII-1
Limit Clause(s):	15.407 (a)(1)(iv)	Test Method(s):	Refer to Test Method
Additional Reference(s):	-		

DUT Configuration			
Mode:	802.11ax HE40 SU	Duty Cycle (%):	96.1
Modulation Coding Scheme:	MCS2x1	DCCF (dB):	-
Antenna Configuration:	SISO	Peak Antenna Gain (dBi):	0.57
Active Port(s):	B (5GHz Core 1)	Active Chain(s):	1

Test Frequency (MHz)	Maximum Conducted Output Power (dBm)					Limit (dBm)	Margin (dB)
	A	B	C	D	Σ		
5190	-	14.79	-	-	-	24.00	-9.21
5230	-	19.86	-	-	-	24.00	-4.14

Table 201 - FCC Maximum Conducted (average) Output Power Results

Test Configuration			
Frequency Range:	5.150-5.250 GHz	Band:	U-NII-1
Limit Clause(s):	RSS-247 6.2.1.1	Test Method(s):	Refer to Test Method
Additional Reference(s):	-		

DUT Configuration			
Mode:	802.11ax HE40 SU	Duty Cycle (%):	96.1
Modulation Coding Scheme:	MCS2x1	DCCF (dB):	-
Antenna Configuration:	SISO	Peak Antenna Gain (dBi):	0.57
Active Port(s):	B (5GHz Core 1)	Active Chain(s):	1

Test Frequency (MHz)	Minimum 99% OBW (MHz)	Maximum Conducted Output Power (dBm)					EIRP (dBm)	EIRP Limit (dBm)	EIRP Margin (dB)
		A	B	C	D	Σ			
5190	37.440	-	14.91	-	-	-	15.48	23.00	-7.52
5230	37.800	-	19.94	-	-	-	20.51	23.00	-2.49

Table 202 - ISED Maximum Conducted (average) Output Power Results



Test Configuration			
Frequency Range:	5.150-5.250 GHz	Band:	U-NII-1
Limit Clause(s):	15.407 (a)(1)(iv)	Test Method(s):	Refer to Test Method
Additional Reference(s):	-		

DUT Configuration			
Mode:	802.11ax HE80 SU	Duty Cycle (%):	96.0
Modulation Coding Scheme:	MCS2x1	DCCF (dB):	-
Antenna Configuration:	SISO	Peak Antenna Gain (dBi):	0.57
Active Port(s):	B (5GHz Core 1)	Active Chain(s):	1

Test Frequency (MHz)	Maximum Conducted Output Power (dBm)					Limit (dBm)	Margin (dB)
	A	B	C	D	Σ		
5210	-	14.94	-	-	-	24.00	-9.06

Table 203 - FCC Maximum Conducted (average) Output Power Results

Test Configuration			
Frequency Range:	5.150-5.250 GHz	Band:	U-NII-1
Limit Clause(s):	RSS-247 6.2.1.1	Test Method(s):	Refer to Test Method
Additional Reference(s):	-		

DUT Configuration			
Mode:	802.11ax HE80 SU	Duty Cycle (%):	96.0
Modulation Coding Scheme:	MCS2x1	DCCF (dB):	-
Antenna Configuration:	SISO	Peak Antenna Gain (dBi):	0.57
Active Port(s):	B (5GHz Core 1)	Active Chain(s):	1

Test Frequency (MHz)	Minimum 99% OBW (MHz)	Maximum Conducted Output Power (dBm)					EIRP (dBm)	EIRP Limit (dBm)	EIRP Margin (dB)
		A	B	C	D	Σ			
5210	77.000	-	14.88	-	-	-	15.45	23.00	-7.55

Table 204 - ISED Maximum Conducted (average) Output Power Results



Test Configuration			
Frequency Range:	5.250-5.350 GHz	Band:	U-NII-2A
Limit Clause(s):	15.407 (a)(2) RSS-247 6.2.2.1	Test Method(s):	Refer to Test Method
Additional Reference(s):	-		

DUT Configuration			
Mode:	802.11a	Duty Cycle (%):	98.3
Data Rate:	12 Mbps	DCCF (dB):	-
Antenna Configuration:	SISO	Peak Antenna Gain (dBi):	2.00
Active Port(s):	B (5GHz Core 1)	Active Chain(s):	1

Test Frequency (MHz)	Minimum 26 dB Bandwidth (MHz)	Maximum Conducted Output Power (dBm)					Limit (dBm)	Margin (dB)
		A	B	C	D	Σ		
5260	21.420	-	19.67	-	-	-	24.00	-4.33
5300	21.480	-	19.98	-	-	-	24.00	-4.02
5320	20.880	-	17.28	-	-	-	24.00	-6.72

Table 205 - FCC Maximum Conducted (average) Output Power Results

Test Frequency (MHz)	Minimum 99% OBW (MHz)	Maximum Conducted Output Power (dBm)					Limit (dBm)	Margin (dB)	EIRP (dBm)	EIRP Limit (dBm)	EIRP Margin (dB)
		A	B	C	D	Σ					
5260	16.680	-	19.67	-	-	-	23.22	-3.56	21.67	29.22	-7.56
5300	16.740	-	19.98	-	-	-	23.24	-3.26	21.98	29.24	-7.26
5320	16.620	-	17.28	-	-	-	23.21	-5.93	19.28	29.21	-9.93

Table 206 - ISED Maximum Conducted (average) Output Power Results



Test Configuration			
Frequency Range:	5.250-5.350 GHz	Band:	U-NII-2A
Limit Clause(s):	15.407 (a)(2) RSS-247 6.2.2.1	Test Method(s):	Refer to Test Method
Additional Reference(s):	-		

DUT Configuration			
Mode:	802.11n HT20	Duty Cycle (%):	97.3
Modulation Coding Scheme:	MCS2	DCCF (dB):	-
Antenna Configuration:	SISO	Peak Antenna Gain (dBi):	2.00
Active Port(s):	B (5GHz Core 1)	Active Chain(s):	1

Test Frequency (MHz)	Minimum 26 dB Bandwidth (MHz)	Maximum Conducted Output Power (dBm)					Limit (dBm)	Margin (dB)
		A	B	C	D	Σ		
5260	21.660	-	19.76	-	-	-	24.00	-4.24
5300	21.720	-	19.90	-	-	-	24.00	-4.10
5320	21.000	-	17.15	-	-	-	24.00	-6.85

Table 207 - FCC Maximum Conducted (average) Output Power Results

Test Frequency (MHz)	Minimum 99% OBW (MHz)	Maximum Conducted Output Power (dBm)					Limit (dBm)	Margin (dB)	EIRP (dBm)	EIRP Limit (dBm)	EIRP Margin (dB)
		A	B	C	D	Σ					
5260	17.880	-	19.76	-	-	-	23.52	-3.77	21.76	29.52	-7.77
5300	17.880	-	19.90	-	-	-	23.52	-3.63	21.90	29.52	-7.63
5320	17.760	-	17.15	-	-	-	23.49	-6.34	19.15	29.49	-10.34

Table 208 - ISED Maximum Conducted (average) Output Power Results



Test Configuration			
Frequency Range:	5.250-5.350 GHz	Band:	U-NII-2A
Limit Clause(s):	15.407 (a)(2) RSS-247 6.2.2.1	Test Method(s):	Refer to Test Method
Additional Reference(s):	-		

DUT Configuration			
Mode:	802.11n HT40	Duty Cycle (%):	94.4
Modulation Coding Scheme:	MCS2	DCCF (dB):	-
Antenna Configuration:	SISO	Peak Antenna Gain (dBi):	2.00
Active Port(s):	B (5GHz Core 1)	Active Chain(s):	1

Test Frequency (MHz)	Minimum 26 dB Bandwidth (MHz)	Maximum Conducted Output Power (dBm)					Limit (dBm)	Margin (dB)
		A	B	C	D	Σ		
5270	41.880	-	19.92	-	-	-	24.00	-4.08
5310	40.200	-	14.89	-	-	-	24.00	-9.11

Table 209 - FCC Maximum Conducted (average) Output Power Results

Test Frequency (MHz)	Minimum 99% OBW (MHz)	Maximum Conducted Output Power (dBm)					Limit (dBm)	Margin (dB)	EIRP (dBm)	EIRP Limit (dBm)	EIRP Margin (dB)
		A	B	C	D	Σ					
5270	36.600	-	19.92	-	-	-	24.00	-4.08	21.92	30.00	-8.08
5310	36.300	-	14.89	-	-	-	24.00	-9.11	16.89	30.00	-13.11

Table 210 - ISED Maximum Conducted (average) Output Power Results



Test Configuration			
Frequency Range:	5.250-5.350 GHz	Band:	U-NII-2A
Limit Clause(s):	15.407 (a)(2) RSS-247 6.2.2.1	Test Method(s):	Refer to Test Method
Additional Reference(s):	-		

DUT Configuration			
Mode:	802.11ac VHT80	Duty Cycle (%):	90.3
Modulation Coding Scheme:	MCS2x1	DCCF (dB):	-
Antenna Configuration:	SISO	Peak Antenna Gain (dBi):	2.00
Active Port(s):	B (5GHz Core 1)	Active Chain(s):	1

Test Frequency (MHz)	Minimum 26 dB Bandwidth (MHz)	Maximum Conducted Output Power (dBm)					Limit (dBm)	Margin (dB)
		A	B	C	D	Σ		
5290	82.060	-	14.34	-	-	-	24.00	-9.66

Table 211 - FCC Maximum Conducted (average) Output Power Results

Test Frequency (MHz)	Minimum 99% OBW (MHz)	Maximum Conducted Output Power (dBm)					Limit (dBm)	Margin (dB)	EIRP (dBm)	EIRP Limit (dBm)	EIRP Margin (dB)
		A	B	C	D	Σ					
5290	75.680	-	14.34	-	-	-	24.00	-9.66	16.34	30.00	-13.66

Table 212 - ISED Maximum Conducted (average) Output Power Results



Test Configuration			
Frequency Range:	5.250-5.350 GHz	Band:	U-NII-2A
Limit Clause(s):	15.407 (a)(2) RSS-247 6.2.2.1	Test Method(s):	Refer to Test Method
Additional Reference(s):	-		

DUT Configuration			
Mode:	802.11ax HE20 SU	Duty Cycle (%):	96.1
Modulation Coding Scheme:	MCS2x1	DCCF (dB):	-
Antenna Configuration:	SISO	Peak Antenna Gain (dBi):	2.00
Active Port(s):	B (5GHz Core 1)	Active Chain(s):	1

Test Frequency (MHz)	Minimum 26 dB Bandwidth (MHz)	Maximum Conducted Output Power (dBm)					Limit (dBm)	Margin (dB)
		A	B	C	D	Σ		
5260	21.300	-	19.70	-	-	-	24.00	-4.30
5300	21.240	-	19.81	-	-	-	24.00	-4.19
5320	21.120	-	16.69	-	-	-	24.00	-7.31

Table 213 - FCC Maximum Conducted (average) Output Power Results

Test Frequency (MHz)	Minimum 99% OBW (MHz)	Maximum Conducted Output Power (dBm)					Limit (dBm)	Margin (dB)	EIRP (dBm)	EIRP Limit (dBm)	EIRP Margin (dB)
		A	B	C	D	Σ					
5260	19.020	-	19.70	-	-	-	23.79	-4.09	21.70	29.79	-8.09
5300	19.020	-	19.81	-	-	-	23.79	-3.98	21.81	29.79	-7.98
5320	18.900	-	16.69	-	-	-	23.76	-7.08	18.69	29.76	-11.08

Table 214 - ISED Maximum Conducted (average) Output Power Results



Test Configuration			
Frequency Range:	5.250-5.350 GHz	Band:	U-NII-2A
Limit Clause(s):	15.407 (a)(2) RSS-247 6.2.2.1	Test Method(s):	Refer to Test Method
Additional Reference(s):	-		

DUT Configuration			
Mode:	802.11ax HE40 SU	Duty Cycle (%):	96.1
Modulation Coding Scheme:	MCS2x1	DCCF (dB):	-
Antenna Configuration:	SISO	Peak Antenna Gain (dBi):	2.00
Active Port(s):	B (5GHz Core 1)	Active Chain(s):	1

Test Frequency (MHz)	Minimum 26 dB Bandwidth (MHz)	Maximum Conducted Output Power (dBm)					Limit (dBm)	Margin (dB)
		A	B	C	D	Σ		
5270	42.600	-	19.96	-	-	-	24.00	-4.04
5310	40.560	-	14.48	-	-	-	24.00	-9.52

Table 215 - FCC Maximum Conducted (average) Output Power Results

Test Frequency (MHz)	Minimum 99% OBW (MHz)	Maximum Conducted Output Power (dBm)					Limit (dBm)	Margin (dB)	EIRP (dBm)	EIRP Limit (dBm)	EIRP Margin (dB)
		A	B	C	D	Σ					
5270	37.800	-	19.96	-	-	-	24.00	-4.04	21.96	30.00	-8.04
5310	37.560	-	14.48	-	-	-	24.00	-9.52	16.48	30.00	-13.52

Table 216 - ISED Maximum Conducted (average) Output Power Results



Test Configuration			
Frequency Range:	5.250-5.350 GHz	Band:	U-NII-2A
Limit Clause(s):	15.407 (a)(2) RSS-247 6.2.2.1	Test Method(s):	Refer to Test Method
Additional Reference(s):	-		

DUT Configuration			
Mode:	802.11ax HE80 SU	Duty Cycle (%):	96.0
Modulation Coding Scheme:	MCS2x1	DCCF (dB):	-
Antenna Configuration:	SISO	Peak Antenna Gain (dBi):	2.00
Active Port(s):	B (5GHz Core 1)	Active Chain(s):	1

Test Frequency (MHz)	Minimum 26 dB Bandwidth (MHz)	Maximum Conducted Output Power (dBm)					Limit (dBm)	Margin (dB)
		A	B	C	D	Σ		
5290	82.280	-	13.81	-	-	-	24.00	-10.19

Table 217 - FCC Maximum Conducted (average) Output Power Results

Test Frequency (MHz)	Minimum 99% OBW (MHz)	Maximum Conducted Output Power (dBm)					Limit (dBm)	Margin (dB)	EIRP (dBm)	EIRP Limit (dBm)	EIRP Margin (dB)
		A	B	C	D	Σ					
5290	77.000	-	13.81	-	-	-	24.00	-10.19	15.81	30.00	-14.19

Table 218 - ISED Maximum Conducted (average) Output Power Results



Test Configuration			
Frequency Range:	5.470-5.725 GHz	Band:	U-NII-2C
Limit Clause(s):	15.407 (a)(2) RSS-247 6.2.3.1	Test Method(s):	Refer to Test Method
Additional Reference(s):	-		
Note(s):	Straddle channel power was measured using the appropriate SA test method. DCCF was added to the spectrum analyser reference level offset.		

DUT Configuration			
Mode:	802.11a	Duty Cycle (%):	98.2
Data Rate:	12 Mbps	DCCF (dB):	0.08
Antenna Configuration:	SISO	Peak Antenna Gain (dBi):	2.59
Active Port(s):	B (5GHz Core 1)	Active Chain(s):	1

Test Frequency (MHz)	Minimum 26 dB Bandwidth (MHz)	Maximum Conducted Output Power (dBm)					Limit (dBm)	Margin (dB)
		A	B	C	D	Σ		
5500	20.820	-	15.99	-	-	-	24.00	-8.01
5600	21.000	-	19.70	-	-	-	24.00	-4.30
5720	15.500	-	19.09	-	-	-	22.90	-3.81

Table 219 - FCC Maximum Conducted (average) Output Power Results

Test Frequency (MHz)	Minimum 99% OBW (MHz)	Maximum Conducted Output Power (dBm)					Limit (dBm)	Margin (dB)	EIRP (dBm)	EIRP Limit (dBm)	EIRP Margin (dB)
		A	B	C	D	Σ					
5500	16.560	-	15.99	-	-	-	23.19	-7.21	18.58	29.19	-10.62
5600	16.620	-	19.70	-	-	-	23.21	-3.50	22.29	29.21	-6.91
5720	13.160	-	19.09	-	-	-	22.19	-3.10	21.68	28.19	-6.51

Table 220 - ISED Maximum Conducted (average) Output Power Results



Test Configuration			
Frequency Range:	5.470-5.725 GHz	Band:	U-NII-2C
Limit Clause(s):	15.407 (a)(2) RSS-247 6.2.3.1	Test Method(s):	Refer to Test Method
Additional Reference(s):	-		
Note(s):	Straddle channel power was measured using the appropriate SA test method. DCCF was added to the spectrum analyser reference level offset.		

DUT Configuration			
Mode:	802.11n HT20	Duty Cycle (%):	97.3
Modulation Coding Scheme:	MCS2	DCCF (dB):	0.12
Antenna Configuration:	SISO	Peak Antenna Gain (dBi):	2.59
Active Port(s):	B (5GHz Core 1)	Active Chain(s):	1

Test Frequency (MHz)	Minimum 26 dB Bandwidth (MHz)	Maximum Conducted Output Power (dBm)					Limit (dBm)	Margin (dB)
		A	B	C	D	Σ		
5500	21.000	-	15.84	-	-	-	24.00	-8.16
5600	21.300	-	19.69	-	-	-	24.00	-4.31
5720	15.560	-	18.89	-	-	-	22.92	-4.03

Table 221 - FCC Maximum Conducted (average) Output Power Results

Test Frequency (MHz)	Minimum 99% OBW (MHz)	Maximum Conducted Output Power (dBm)					Limit (dBm)	Margin (dB)	EIRP (dBm)	EIRP Limit (dBm)	EIRP Margin (dB)
		A	B	C	D	Σ					
5500	17.760	-	15.84	-	-	-	23.49	-7.65	18.43	29.49	-11.06
5600	17.760	-	19.69	-	-	-	23.49	-3.80	22.28	29.49	-7.21
5720	13.760	-	18.89	-	-	-	22.39	-3.50	21.48	28.39	-6.91

Table 222 - ISED Maximum Conducted (average) Output Power Results



Test Configuration			
Frequency Range:	5.470-5.725 GHz	Band:	U-NII-2C
Limit Clause(s):	15.407 (a)(2) RSS-247 6.2.3.1	Test Method(s):	Refer to Test Method
Additional Reference(s):	-		
Note(s):	Straddle channel power was measured using the appropriate SA test method. DCCF was added to the spectrum analyser reference level offset.		

DUT Configuration			
Mode:	802.11n HT40	Duty Cycle (%):	94.4
Modulation Coding Scheme:	MCS2	DCCF (dB):	0.25
Antenna Configuration:	SISO	Peak Antenna Gain (dBi):	2.59
Active Port(s):	B (5GHz Core 1)	Active Chain(s):	1

Test Frequency (MHz)	Minimum 26 dB Bandwidth (MHz)	Maximum Conducted Output Power (dBm)					Limit (dBm)	Margin (dB)
		A	B	C	D	Σ		
5510	40.400	-	14.26	-	-	-	24.00	-9.74
5590	40.600	-	19.97	-	-	-	24.00	-4.03
5710	35.300	-	19.64	-	-	-	24.00	-4.36

Table 223 - FCC Maximum Conducted (average) Output Power Results

Test Frequency (MHz)	Minimum 99% OBW (MHz)	Maximum Conducted Output Power (dBm)					Limit (dBm)	Margin (dB)	EIRP (dBm)	EIRP Limit (dBm)	EIRP Margin (dB)
		A	B	C	D	Σ					
5510	36.300	-	14.26	-	-	-	24.00	-9.74	16.85	30.00	-13.15
5590	36.300	-	19.97	-	-	-	24.00	-4.03	22.56	30.00	-7.44
5710	32.800	-	19.64	-	-	-	24.00	-4.36	22.23	30.00	-7.77

Table 224 - ISED Maximum Conducted (average) Output Power Results



Test Configuration			
Frequency Range:	5.470-5.725 GHz	Band:	U-NII-2C
Limit Clause(s):	15.407 (a)(2) RSS-247 6.2.3.1	Test Method(s):	Refer to Test Method
Additional Reference(s):	-		
Note(s):	Straddle channel power was measured using the appropriate SA test method. DCCF was added to the spectrum analyser reference level offset.		

DUT Configuration			
Mode:	802.11ac VHT80	Duty Cycle (%):	90.3
Modulation Coding Scheme:	MCS2x1	DCCF (dB):	0.44
Antenna Configuration:	SISO	Peak Antenna Gain (dBi):	2.59
Active Port(s):	B (5GHz Core 1)	Active Chain(s):	1

Test Frequency (MHz)	Minimum 26 dB Bandwidth (MHz)	Maximum Conducted Output Power (dBm)					Limit (dBm)	Margin (dB)
		A	B	C	D	Σ		
5530	82.280	-	13.78	-	-	-	24.00	-10.22
5610	82.280	-	18.79	-	-	-	24.00	-5.21
5690	75.920	-	19.31	-	-	-	24.00	-4.69

Table 225 - FCC Maximum Conducted (average) Output Power Results

Test Frequency (MHz)	Minimum 99% OBW (MHz)	Maximum Conducted Output Power (dBm)					Limit (dBm)	Margin (dB)	EIRP (dBm)	EIRP Limit (dBm)	EIRP Margin (dB)
		A	B	C	D	Σ					
5530	75.680	-	13.78	-	-	-	24.00	-10.22	16.37	30.00	-13.63
5610	75.900	-	18.79	-	-	-	24.00	-5.21	21.38	30.00	-8.62
5690	72.180	-	19.31	-	-	-	24.00	-4.69	21.90	30.00	-8.10

Table 226 - ISED Maximum Conducted (average) Output Power Results



Test Configuration			
Frequency Range:	5.470-5.725 GHz	Band:	U-NII-2C
Limit Clause(s):	15.407 (a)(2) RSS-247 6.2.3.1	Test Method(s):	Refer to Test Method
Additional Reference(s):	-		
Note(s):	Straddle channel power was measured using the appropriate SA test method. DCCF was added to the spectrum analyser reference level offset.		

DUT Configuration			
Mode:	802.11ax HE20 SU	Duty Cycle (%):	96.1
Modulation Coding Scheme:	MCS2x1	DCCF (dB):	0.17
Antenna Configuration:	SISO	Peak Antenna Gain (dBi):	2.59
Active Port(s):	B (5GHz Core 1)	Active Chain(s):	1

Test Frequency (MHz)	Minimum 26 dB Bandwidth (MHz)	Maximum Conducted Output Power (dBm)					Limit (dBm)	Margin (dB)
		A	B	C	D	Σ		
5500	20.940	-	15.98	-	-	-	24.00	-8.02
5600	21.180	-	19.67	-	-	-	24.00	-4.33
5720	15.560	-	18.92	-	-	-	22.92	-4.00

Table 227 - FCC Maximum Conducted (average) Output Power Results

Test Frequency (MHz)	Minimum 99% OBW (MHz)	Maximum Conducted Output Power (dBm)					Limit (dBm)	Margin (dB)	EIRP (dBm)	EIRP Limit (dBm)	EIRP Margin (dB)
		A	B	C	D	Σ					
5500	18.960	-	15.98	-	-	-	23.78	-7.80	18.57	29.78	-11.21
5600	18.960	-	19.67	-	-	-	23.78	-4.11	22.26	29.78	-7.52
5720	14.360	-	18.92	-	-	-	22.57	-3.65	21.51	28.57	-7.06

Table 228 - ISED Maximum Conducted (average) Output Power Results



Test Configuration			
Frequency Range:	5.470-5.725 GHz	Band:	U-NII-2C
Limit Clause(s):	15.407 (a)(2) RSS-247 6.2.3.1	Test Method(s):	Refer to Test Method
Additional Reference(s):	-		
Note(s):	Straddle channel power was measured using the appropriate SA test method. DCCF was added to the spectrum analyser reference level offset.		

DUT Configuration			
Mode:	802.11ax HE40 SU	Duty Cycle (%):	96.1
Modulation Coding Scheme:	MCS2x1	DCCF (dB):	0.17
Antenna Configuration:	SISO	Peak Antenna Gain (dBi):	2.59
Active Port(s):	B (5GHz Core 1)	Active Chain(s):	1

Test Frequency (MHz)	Minimum 26 dB Bandwidth (MHz)	Maximum Conducted Output Power (dBm)					Limit (dBm)	Margin (dB)
		A	B	C	D	Σ		
5510	40.440	-	13.98	-	-	-	24.00	-10.02
5590	40.800	-	19.86	-	-	-	24.00	-4.14
5710	35.280	-	19.44	-	-	-	24.00	-4.56

Table 229 - FCC Maximum Conducted (average) Output Power Results

Test Frequency (MHz)	Minimum 99% OBW (MHz)	Maximum Conducted Output Power (dBm)					Limit (dBm)	Margin (dB)	EIRP (dBm)	EIRP Limit (dBm)	EIRP Margin (dB)
		A	B	C	D	Σ					
5510	37.560	-	13.98	-	-	-	24.00	-10.02	16.57	30.00	-13.43
5590	37.680	-	19.86	-	-	-	24.00	-4.14	22.45	30.00	-7.55
5710	33.480	-	19.44	-	-	-	24.00	-4.56	22.03	30.00	-7.97

Table 230 - ISED Maximum Conducted (average) Output Power Results



Test Configuration			
Frequency Range:	5.470-5.725 GHz	Band:	U-NII-2C
Limit Clause(s):	15.407 (a)(2) RSS-247 6.2.3.1	Test Method(s):	Refer to Test Method
Additional Reference(s):	-		
Note(s):	Straddle channel power was measured using the appropriate SA test method. DCCF was added to the spectrum analyser reference level offset.		

DUT Configuration			
Mode:	802.11ax HE80 SU	Duty Cycle (%):	96.0
Modulation Coding Scheme:	MCS2x1	DCCF (dB):	0.18
Antenna Configuration:	SISO	Peak Antenna Gain (dBi):	2.59
Active Port(s):	B (5GHz Core 1)	Active Chain(s):	1

Test Frequency (MHz)	Minimum 26 dB Bandwidth (MHz)	Maximum Conducted Output Power (dBm)					Limit (dBm)	Margin (dB)
		A	B	C	D	Σ		
5530	82.280	-	13.94	-	-	-	24.00	-10.06
5610	82.720	-	18.73	-	-	-	24.00	-5.27
5690	76.360	-	19.68	-	-	-	24.00	-4.32

Table 231 - FCC Maximum Conducted (average) Output Power Results

Test Frequency (MHz)	Minimum 99% OBW (MHz)	Maximum Conducted Output Power (dBm)					Limit (dBm)	Margin (dB)	EIRP (dBm)	EIRP Limit (dBm)	EIRP Margin (dB)
		A	B	C	D	Σ					
5530	77.220	-	13.94	-	-	-	24.00	-10.06	16.53	30.00	-13.47
5610	77.220	-	18.73	-	-	-	24.00	-5.27	21.32	30.00	-8.68
5690	73.060	-	19.68	-	-	-	24.00	-4.32	22.27	30.00	-7.73

Table 232 - ISED Maximum Conducted (average) Output Power Results



Test Configuration			
Frequency Range:	5.725-5.850 GHz	Band:	U-NII-3
Limit Clause(s):	15.407 (a)(3) RSS-247 6.2.4.1	Test Method(s):	Refer to Test Method
Additional Reference(s):	-		

DUT Configuration			
Mode:	802.11a	Duty Cycle (%):	97.8
Data Rate:	12 Mbps	DCCF (dB):	-
Antenna Configuration:	SISO	Peak Antenna Gain (dBi):	2.35
Active Port(s):	A (5GHz Core 0)	Active Chain(s):	0

Test Frequency (MHz)	Maximum Conducted Output Power (dBm)					Limit (dBm)	Margin (dB)
	A	B	C	D	Σ		
5745	19.83	-	-	-	-	30.00	-10.17
5785	19.70	-	-	-	-	30.00	-10.30
5825	19.95	-	-	-	-	30.00	-10.05

Table 233 - Maximum Conducted (average) Output Power Results

Test Configuration			
Frequency Range:	5.725-5.850 GHz	Band:	U-NII-3
Limit Clause(s):	15.407 (a)(3) RSS-247 6.2.4.1	Test Method(s):	Refer to Test Method
Additional Reference(s):	-		
Note(s):	Straddle channel power was measured using the appropriate SA test method. DCCF was added to the spectrum analyser reference level offset.		

DUT Configuration			
Mode:	802.11a	Duty Cycle (%):	98.3
Data Rate:	12 Mbps	DCCF (dB):	0.08
Antenna Configuration:	SISO	Peak Antenna Gain (dBi):	2.59
Active Port(s):	B (5GHz Core 1)	Active Chain(s):	1

Test Frequency (MHz)	Maximum Conducted Output Power (dBm)					Limit (dBm)	Margin (dB)
	A	B	C	D	Σ		
5720	-	11.84	-	-	-	30.00	-18.16

Table 234 - Maximum Conducted (average) Output Power Results



Test Configuration			
Frequency Range:	5.725-5.850 GHz	Band:	U-NII-3
Limit Clause(s):	15.407 (a)(3) RSS-247 6.2.4.1	Test Method(s):	Refer to Test Method
Additional Reference(s):	-		

DUT Configuration			
Mode:	802.11n HT20	Duty Cycle (%):	96.8
Modulation Coding Scheme:	MCS2	DCCF (dB):	-
Antenna Configuration:	SISO	Peak Antenna Gain (dBi):	2.35
Active Port(s):	A (5GHz Core 0)	Active Chain(s):	0

Test Frequency (MHz)	Maximum Conducted Output Power (dBm)					Limit (dBm)	Margin (dB)
	A	B	C	D	Σ		
5745	19.80	-	-	-	-	30.00	-10.20
5785	19.99	-	-	-	-	30.00	-10.01
5825	19.91	-	-	-	-	30.00	-10.09

Table 235 - Maximum Conducted (average) Output Power Results

Test Configuration			
Frequency Range:	5.725-5.850 GHz	Band:	U-NII-3
Limit Clause(s):	15.407 (a)(3) RSS-247 6.2.4.1	Test Method(s):	Refer to Test Method
Additional Reference(s):	-		
Note(s):	Straddle channel power was measured using the appropriate SA test method. DCCF was added to the spectrum analyser reference level offset.		

DUT Configuration			
Mode:	802.11n HT20	Duty Cycle (%):	97.3
Modulation Coding Scheme:	MCS2	DCCF (dB):	0.12
Antenna Configuration:	SISO	Peak Antenna Gain (dBi):	2.59
Active Port(s):	B (5GHz Core 1)	Active Chain(s):	1

Test Frequency (MHz)	Maximum Conducted Output Power (dBm)					Limit (dBm)	Margin (dB)
	A	B	C	D	Σ		
5720	-	12.26	-	-	-	30.00	-17.74

Table 236 - Maximum Conducted (average) Output Power Results



Test Configuration			
Frequency Range:	5.725-5.850 GHz	Band:	U-NII-3
Limit Clause(s):	15.407 (a)(3) RSS-247 6.2.4.1	Test Method(s):	Refer to Test Method
Additional Reference(s):	-		

DUT Configuration			
Mode:	802.11n HT40	Duty Cycle (%):	94.4
Modulation Coding Scheme:	MCS2	DCCF (dB):	-
Antenna Configuration:	SISO	Peak Antenna Gain (dBi):	2.35
Active Port(s):	A (5GHz Core 0)	Active Chain(s):	0

Test Frequency (MHz)	Maximum Conducted Output Power (dBm)					Limit (dBm)	Margin (dB)
	A	B	C	D	Σ		
5755	19.74	-	-	-	-	30.00	-10.26
5795	19.80	-	-	-	-	30.00	-10.20

Table 237 - Maximum Conducted (average) Output Power Results

Test Configuration			
Frequency Range:	5.725-5.850 GHz	Band:	U-NII-3
Limit Clause(s):	15.407 (a)(3) RSS-247 6.2.4.1	Test Method(s):	Refer to Test Method
Additional Reference(s):	-		
Note(s):	Straddle channel power was measured using the appropriate SA test method. DCCF was added to the spectrum analyser reference level offset.		

DUT Configuration			
Mode:	802.11n HT40	Duty Cycle (%):	94.4
Modulation Coding Scheme:	MCS2	DCCF (dB):	0.25
Antenna Configuration:	SISO	Peak Antenna Gain (dBi):	2.59
Active Port(s):	B (5GHz Core 1)	Active Chain(s):	1

Test Frequency (MHz)	Maximum Conducted Output Power (dBm)					Limit (dBm)	Margin (dB)
	A	B	C	D	Σ		
5710	-	8.31	-	-	-	30.00	-21.69

Table 238 - Maximum Conducted (average) Output Power Results



Test Configuration			
Frequency Range:	5.725-5.850 GHz	Band:	U-NII-3
Limit Clause(s):	15.407 (a)(3) RSS-247 6.2.4.1	Test Method(s):	Refer to Test Method
Additional Reference(s):	-		

DUT Configuration			
Mode:	802.11ac VHT80	Duty Cycle (%):	90.3
Modulation Coding Scheme:	MCS2x1	DCCF (dB):	-
Antenna Configuration:	SISO	Peak Antenna Gain (dBi):	2.35
Active Port(s):	A (5GHz Core 0)	Active Chain(s):	0

Test Frequency (MHz)	Maximum Conducted Output Power (dBm)					Limit (dBm)	Margin (dB)
	A	B	C	D	Σ		
5775	19.69	-	-	-	-	30.00	-10.31

Table 239 - Maximum Conducted (average) Output Power Results

Test Configuration			
Frequency Range:	5.725-5.850 GHz	Band:	U-NII-3
Limit Clause(s):	15.407 (a)(3) RSS-247 6.2.4.1	Test Method(s):	Refer to Test Method
Additional Reference(s):	-		
Note(s):	Straddle channel power was measured using the appropriate SA test method. DCCF was added to the spectrum analyser reference level offset.		

DUT Configuration			
Mode:	802.11ac VHT80	Duty Cycle (%):	90.3
Modulation Coding Scheme:	MCS2x1	DCCF (dB):	0.44
Antenna Configuration:	SISO	Peak Antenna Gain (dBi):	2.59
Active Port(s):	B (5GHz Core 1)	Active Chain(s):	1

Test Frequency (MHz)	Maximum Conducted Output Power (dBm)					Limit (dBm)	Margin (dB)
	A	B	C	D	Σ		
5690	-	5.26	-	-	-	30.00	-24.74

Table 240 - Maximum Conducted (average) Output Power Results



Test Configuration			
Frequency Range:	5.725-5.850 GHz	Band:	U-NII-3
Limit Clause(s):	15.407 (a)(3) RSS-247 6.2.4.1	Test Method(s):	Refer to Test Method
Additional Reference(s):	-		

DUT Configuration			
Mode:	802.11ax HE20 SU	Duty Cycle (%):	96.1
Modulation Coding Scheme:	MCS2x1	DCCF (dB):	-
Antenna Configuration:	SISO	Peak Antenna Gain (dBi):	2.35
Active Port(s):	A (5GHz Core 0)	Active Chain(s):	0

Test Frequency (MHz)	Maximum Conducted Output Power (dBm)					Limit (dBm)	Margin (dB)
	A	B	C	D	Σ		
5745	19.77	-	-	-	-	30.00	-10.23
5785	20.00	-	-	-	-	30.00	-10.00
5825	19.72	-	-	-	-	30.00	-10.28

Table 241 - Maximum Conducted (average) Output Power Results

Test Configuration			
Frequency Range:	5.725-5.850 GHz	Band:	U-NII-3
Limit Clause(s):	15.407 (a)(3) RSS-247 6.2.4.1	Test Method(s):	Refer to Test Method
Additional Reference(s):	-		
Note(s):	Straddle channel power was measured using the appropriate SA test method. DCCF was added to the spectrum analyser reference level offset.		

DUT Configuration			
Mode:	802.11ax HE20 SU	Duty Cycle (%):	96.6
Modulation Coding Scheme:	MCS2x1	DCCF (dB):	0.15
Antenna Configuration:	SISO	Peak Antenna Gain (dBi):	2.59
Active Port(s):	B (5GHz Core 1)	Active Chain(s):	1

Test Frequency (MHz)	Maximum Conducted Output Power (dBm)					Limit (dBm)	Margin (dB)
	A	B	C	D	Σ		
5720	-	12.85	-	-	-	30.00	-17.15

Table 242 - Maximum Conducted (average) Output Power Results



Test Configuration			
Frequency Range:	5.725-5.850 GHz	Band:	U-NII-3
Limit Clause(s):	15.407 (a)(3) RSS-247 6.2.4.1	Test Method(s):	Refer to Test Method
Additional Reference(s):	-		

DUT Configuration			
Mode:	802.11ax HE40 SU	Duty Cycle (%):	96.1
Modulation Coding Scheme:	MCS2x1	DCCF (dB):	-
Antenna Configuration:	SISO	Peak Antenna Gain (dBi):	2.35
Active Port(s):	A (5GHz Core 0)	Active Chain(s):	0

Test Frequency (MHz)	Maximum Conducted Output Power (dBm)					Limit (dBm)	Margin (dB)
	A	B	C	D	Σ		
5755	19.80	-	-	-	-	30.00	-10.20
5795	19.65	-	-	-	-	30.00	-10.35

Table 243 - Maximum Conducted (average) Output Power Results

Test Configuration			
Frequency Range:	5.725-5.850 GHz	Band:	U-NII-3
Limit Clause(s):	15.407 (a)(3) RSS-247 6.2.4.1	Test Method(s):	Refer to Test Method
Additional Reference(s):	-		
Note(s):	Straddle channel power was measured using the appropriate SA test method. DCCF was added to the spectrum analyser reference level offset.		

DUT Configuration			
Mode:	802.11ax HE40 SU	Duty Cycle (%):	96.1
Modulation Coding Scheme:	MCS2x1	DCCF (dB):	0.17
Antenna Configuration:	SISO	Peak Antenna Gain (dBi):	2.59
Active Port(s):	B (5GHz Core 1)	Active Chain(s):	1

Test Frequency (MHz)	Maximum Conducted Output Power (dBm)					Limit (dBm)	Margin (dB)
	A	B	C	D	Σ		
5710	-	8.99	-	-	-	30.00	-21.01

Table 244 - Maximum Conducted (average) Output Power Results



Test Configuration			
Frequency Range:	5.725-5.850 GHz	Band:	U-NII-3
Limit Clause(s):	15.407 (a)(3) RSS-247 6.2.4.1	Test Method(s):	Refer to Test Method
Additional Reference(s):	-		

DUT Configuration			
Mode:	802.11ax HE80 SU	Duty Cycle (%):	95.9
Modulation Coding Scheme:	MCS2x1	DCCF (dB):	-
Antenna Configuration:	SISO	Peak Antenna Gain (dBi):	2.35
Active Port(s):	A (5GHz Core 0)	Active Chain(s):	0

Test Frequency (MHz)	Maximum Conducted Output Power (dBm)					Limit (dBm)	Margin (dB)
	A	B	C	D	Σ		
5775	19.45	-	-	-	-	30.00	-10.55

Table 245 - Maximum Conducted (average) Output Power Results

Test Configuration			
Frequency Range:	5.725-5.850 GHz	Band:	U-NII-3
Limit Clause(s):	15.407 (a)(3) RSS-247 6.2.4.1	Test Method(s):	Refer to Test Method
Additional Reference(s):	-		
Note(s):	Straddle channel power was measured using the appropriate SA test method. DCCF was added to the spectrum analyser reference level offset.		

DUT Configuration			
Mode:	802.11ax HE80 SU	Duty Cycle (%):	96.0
Modulation Coding Scheme:	MCS2x1	DCCF (dB):	0.18
Antenna Configuration:	SISO	Peak Antenna Gain (dBi):	2.59
Active Port(s):	B (5GHz Core 1)	Active Chain(s):	1

Test Frequency (MHz)	Maximum Conducted Output Power (dBm)					Limit (dBm)	Margin (dB)
	A	B	C	D	Σ		
5690	-	6.02	-	-	-	30.00	-23.98

Table 246 - Maximum Conducted (average) Output Power Results



MIMO CDD

Test Configuration			
Frequency Range:	5.150-5.250 GHz	Band:	U-NII-1
Limit Clause(s):	15.407 (a)(1)(iv)	Test Method(s):	Refer to Test Method
Additional Reference(s):	662911 D01 v02r01 F)2)f)(i), 662911 D01 v02r01 E)1)		

DUT Configuration			
Mode:	802.11n HT20	Duty Cycle (%):	96.8
Modulation Coding Scheme:	MCS2	DCCF (dB):	-
Antenna Configuration:	MIMO CDD	Peak Antenna Gain (dBi):	0.57
Active Port(s):	A+B (5GHz Core 0 + 5GHz Core 1)	Active Chain(s):	0+1

Test Frequency (MHz)	Maximum Conducted Output Power (dBm)					Limit (dBm)	Margin (dB)
	A	B	C	D	Σ		
5180	16.38	15.51	-	-	18.97	24.00	-5.03
5220	16.70	16.19	-	-	19.45	24.00	-4.55
5240	16.70	16.16	-	-	19.44	24.00	-4.56

Table 247 - FCC Maximum Conducted (average) Output Power Results

Test Configuration			
Frequency Range:	5.150-5.250 GHz	Band:	U-NII-1
Limit Clause(s):	RSS-247 6.2.1.1	Test Method(s):	Refer to Test Method
Additional Reference(s):	662911 D01 v02r01 F)2)f)(i), 662911 D01 v02r01 E)1)		

DUT Configuration			
Mode:	802.11n HT20	Duty Cycle (%):	96.8
Modulation Coding Scheme:	MCS2	DCCF (dB):	-
Antenna Configuration:	MIMO CDD	Peak Antenna Gain (dBi):	0.57
Active Port(s):	A+B (5GHz Core 0 + 5GHz Core 1)	Active Chain(s):	0+1

Test Frequency (MHz)	Minimum 99% OBW (MHz)	Maximum Conducted Output Power (dBm)					EIRP (dBm)	EIRP Limit (dBm)	EIRP Margin (dB)
		A	B	C	D	Σ			
5180	17.760	12.57	11.92	-	-	15.25	15.82	22.49	-6.68
5220	17.700	12.44	11.96	-	-	15.22	15.79	22.48	-6.69
5240	17.760	12.42	11.80	-	-	15.12	15.69	22.49	-6.81

Table 248 - ISED Maximum Conducted (average) Output Power Results



Test Configuration			
Frequency Range:	5.150-5.250 GHz	Band:	U-NII-1
Limit Clause(s):	15.407 (a)(1)(iv)	Test Method(s):	Refer to Test Method
Additional Reference(s):	662911 D01 v02r01 F)2)f)(i), 662911 D01 v02r01 E)1)		

DUT Configuration			
Mode:	802.11n HT40	Duty Cycle (%):	94.3
Modulation Coding Scheme:	MCS2	DCCF (dB):	-
Antenna Configuration:	MIMO CDD	Peak Antenna Gain (dBi):	0.57
Active Port(s):	A+B (5GHz Core 0 + 5GHz Core 1)	Active Chain(s):	0+1

Test Frequency (MHz)	Maximum Conducted Output Power (dBm)					Limit (dBm)	Margin (dB)
	A	B	C	D	Σ		
5190	14.81	13.96	-	-	17.42	24.00	-6.58
5230	19.00	18.15	-	-	21.61	24.00	-2.39

Table 249 - FCC Maximum Conducted (average) Output Power Results

Test Configuration			
Frequency Range:	5.150-5.250 GHz	Band:	U-NII-1
Limit Clause(s):	RSS-247 6.2.1.1	Test Method(s):	Refer to Test Method
Additional Reference(s):	662911 D01 v02r01 F)2)f)(i), 662911 D01 v02r01 E)1)		

DUT Configuration			
Mode:	802.11n HT40	Duty Cycle (%):	94.3
Modulation Coding Scheme:	MCS2	DCCF (dB):	-
Antenna Configuration:	MIMO CDD	Peak Antenna Gain (dBi):	0.57
Active Port(s):	A+B (5GHz Core 0 + 5GHz Core 1)	Active Chain(s):	0+1

Test Frequency (MHz)	Minimum 99% OBW (MHz)	Maximum Conducted Output Power (dBm)					EIRP (dBm)	EIRP Limit (dBm)	EIRP Margin (dB)
		A	B	C	D	Σ			
5190	36.200	14.75	14.15	-	-	17.46	18.03	23.00	-4.97
5230	36.200	14.90	14.47	-	-	17.69	18.26	23.00	-4.74

Table 250 - ISED Maximum Conducted (average) Output Power Results



Test Configuration			
Frequency Range:	5.150-5.250 GHz	Band:	U-NII-1
Limit Clause(s):	15.407 (a)(1)(iv)	Test Method(s):	Refer to Test Method
Additional Reference(s):	662911 D01 v02r01 F)2)f)(i), 662911 D01 v02r01 E)1)		

DUT Configuration			
Mode:	802.11ac VHT80	Duty Cycle (%):	90.3
Modulation Coding Scheme:	MCS2x1	DCCF (dB):	-
Antenna Configuration:	MIMO CDD	Peak Antenna Gain (dBi):	0.57
Active Port(s):	A+B (5GHz Core 0 + 5GHz Core 1)	Active Chain(s):	0+1

Test Frequency (MHz)	Maximum Conducted Output Power (dBm)					Limit (dBm)	Margin (dB)
	A	B	C	D	Σ		
5210	13.66	12.98	-	-	16.33	24.00	-7.67

Table 251 - FCC Maximum Conducted (average) Output Power Results

Test Configuration			
Frequency Range:	5.150-5.250 GHz	Band:	U-NII-1
Limit Clause(s):	RSS-247 6.2.1.1	Test Method(s):	Refer to Test Method
Additional Reference(s):	662911 D01 v02r01 F)2)f)(i), 662911 D01 v02r01 E)1)		

DUT Configuration			
Mode:	802.11ac VHT80	Duty Cycle (%):	90.3
Modulation Coding Scheme:	MCS2x1	DCCF (dB):	-
Antenna Configuration:	MIMO CDD	Peak Antenna Gain (dBi):	0.57
Active Port(s):	A+B (5GHz Core 0 + 5GHz Core 1)	Active Chain(s):	0+1

Test Frequency (MHz)	Minimum 99% OBW (MHz)	Maximum Conducted Output Power (dBm)					EIRP (dBm)	EIRP Limit (dBm)	EIRP Margin (dB)
		A	B	C	D	Σ			
5210	75.900	13.85	12.97	-	-	16.43	17.00	23.00	-6.00

Table 252 - ISED Maximum Conducted (average) Output Power Results



Test Configuration			
Frequency Range:	5.150-5.250 GHz	Band:	U-NII-1
Limit Clause(s):	15.407 (a)(1)(iv)	Test Method(s):	Refer to Test Method
Additional Reference(s):	662911 D01 v02r01 F)2)f)(i), 662911 D01 v02r01 E)1)		

DUT Configuration			
Mode:	802.11ax HE20 SU	Duty Cycle (%):	96.1
Modulation Coding Scheme:	MCS2x1	DCCF (dB):	-
Antenna Configuration:	MIMO CDD	Peak Antenna Gain (dBi):	0.57
Active Port(s):	A+B (5GHz Core 0 + 5GHz Core 1)	Active Chain(s):	0+1

Test Frequency (MHz)	Maximum Conducted Output Power (dBm)					Limit (dBm)	Margin (dB)
	A	B	C	D	Σ		
5180	16.40	15.29	-	-	18.89	24.00	-5.11
5220	16.70	16.00	-	-	19.37	24.00	-4.63
5240	16.84	16.32	-	-	19.60	24.00	-4.40

Table 253 - FCC Maximum Conducted (average) Output Power Results

Test Configuration			
Frequency Range:	5.150-5.250 GHz	Band:	U-NII-1
Limit Clause(s):	RSS-247 6.2.1.1	Test Method(s):	Refer to Test Method
Additional Reference(s):	662911 D01 v02r01 F)2)f)(i), 662911 D01 v02r01 E)1)		

DUT Configuration			
Mode:	802.11ax HE20 SU	Duty Cycle (%):	96.1
Modulation Coding Scheme:	MCS2x1	DCCF (dB):	-
Antenna Configuration:	MIMO CDD	Peak Antenna Gain (dBi):	0.57
Active Port(s):	A+B (5GHz Core 0 + 5GHz Core 1)	Active Chain(s):	0+1

Test Frequency (MHz)	Minimum 99% OBW (MHz)	Maximum Conducted Output Power (dBm)					EIRP (dBm)	EIRP Limit (dBm)	EIRP Margin (dB)
		A	B	C	D	Σ			
5180	18.900	12.58	11.97	-	-	15.29	15.86	22.76	-6.90
5220	18.960	12.61	11.77	-	-	15.21	15.78	22.78	-7.00
5240	18.960	12.41	11.81	-	-	15.12	15.69	22.78	-7.09

Table 254 - ISED Maximum Conducted (average) Output Power Results



Test Configuration			
Frequency Range:	5.150-5.250 GHz	Band:	U-NII-1
Limit Clause(s):	15.407 (a)(1)(iv)	Test Method(s):	Refer to Test Method
Additional Reference(s):	662911 D01 v02r01 F)2)f)(i), 662911 D01 v02r01 E)1)		

DUT Configuration			
Mode:	802.11ax HE40 SU	Duty Cycle (%):	96.1
Modulation Coding Scheme:	MCS2x1	DCCF (dB):	-
Antenna Configuration:	MIMO CDD	Peak Antenna Gain (dBi):	0.57
Active Port(s):	A+B (5GHz Core 0 + 5GHz Core 1)	Active Chain(s):	0+1

Test Frequency (MHz)	Maximum Conducted Output Power (dBm)					Limit (dBm)	Margin (dB)
	A	B	C	D	Σ		
5190	14.95	14.32	-	-	17.65	24.00	-6.35
5230	18.96	18.15	-	-	21.58	24.00	-2.42

Table 255 - FCC Maximum Conducted (average) Output Power Results

Test Configuration			
Frequency Range:	5.150-5.250 GHz	Band:	U-NII-1
Limit Clause(s):	RSS-247 6.2.1.1	Test Method(s):	Refer to Test Method
Additional Reference(s):	662911 D01 v02r01 F)2)f)(i), 662911 D01 v02r01 E)1)		

DUT Configuration			
Mode:	802.11ax HE40 SU	Duty Cycle (%):	96.1
Modulation Coding Scheme:	MCS2x1	DCCF (dB):	-
Antenna Configuration:	MIMO CDD	Peak Antenna Gain (dBi):	0.57
Active Port(s):	A+B (5GHz Core 0 + 5GHz Core 1)	Active Chain(s):	0+1

Test Frequency (MHz)	Minimum 99% OBW (MHz)	Maximum Conducted Output Power (dBm)					EIRP (dBm)	EIRP Limit (dBm)	EIRP Margin (dB)
		A	B	C	D	Σ			
5190	37.440	14.85	14.28	-	-	17.58	18.15	23.00	-4.85
5230	37.560	14.96	14.30	-	-	17.65	18.22	23.00	-4.78

Table 256 - ISED Maximum Conducted (average) Output Power Results



Test Configuration			
Frequency Range:	5.150-5.250 GHz	Band:	U-NII-1
Limit Clause(s):	15.407 (a)(1)(iv)	Test Method(s):	Refer to Test Method
Additional Reference(s):	662911 D01 v02r01 F)2)f)(i), 662911 D01 v02r01 E)1)		

DUT Configuration			
Mode:	802.11ax HE80 SU	Duty Cycle (%):	96.0
Modulation Coding Scheme:	MCS2x1	DCCF (dB):	-
Antenna Configuration:	MIMO CDD	Peak Antenna Gain (dBi):	0.57
Active Port(s):	A+B (5GHz Core 0 + 5GHz Core 1)	Active Chain(s):	0+1

Test Frequency (MHz)	Maximum Conducted Output Power (dBm)					Limit (dBm)	Margin (dB)
	A	B	C	D	Σ		
5210	13.91	13.04	-	-	16.51	24.00	-7.49

Table 257 - FCC Maximum Conducted (average) Output Power Results

Test Configuration			
Frequency Range:	5.150-5.250 GHz	Band:	U-NII-1
Limit Clause(s):	RSS-247 6.2.1.1	Test Method(s):	Refer to Test Method
Additional Reference(s):	662911 D01 v02r01 F)2)f)(i), 662911 D01 v02r01 E)1)		

DUT Configuration			
Mode:	802.11ax HE80 SU	Duty Cycle (%):	96.0
Modulation Coding Scheme:	MCS2x1	DCCF (dB):	-
Antenna Configuration:	MIMO CDD	Peak Antenna Gain (dBi):	0.57
Active Port(s):	A+B (5GHz Core 0 + 5GHz Core 1)	Active Chain(s):	0+1

Test Frequency (MHz)	Minimum 99% OBW (MHz)	Maximum Conducted Output Power (dBm)					EIRP (dBm)	EIRP Limit (dBm)	EIRP Margin (dB)
		A	B	C	D	Σ			
5210	77.000	13.75	12.86	-	-	16.34	16.91	23.00	-6.09

Table 258 - ISED Maximum Conducted (average) Output Power Results



Test Configuration			
Frequency Range:	5.250-5.350 GHz	Band:	U-NII-2A
Limit Clause(s):	15.407 (a)(2) RSS-247 6.2.2.1	Test Method(s):	Refer to Test Method
Additional Reference(s):	662911 D01 v02r01 F)2)f(i), 662911 D01 v02r01 E)1)		

DUT Configuration			
Mode:	802.11n HT20	Duty Cycle (%):	96.8
Modulation Coding Scheme:	MCS2	DCCF (dB):	-
Antenna Configuration:	MIMO CDD	Peak Antenna Gain (dBi):	2.00
Active Port(s):	A+B (5GHz Core 0 + 5GHz Core 1)	Active Chain(s):	0+1

Test Frequency (MHz)	Minimum 26 dB Bandwidth (MHz)	Maximum Conducted Output Power (dBm)					Limit (dBm)	Margin (dB)
		A	B	C	D	Σ		
5260	21.120	16.82	16.11	-	-	19.48	24.00	-4.52
5300	20.940	16.67	16.03	-	-	19.36	24.00	-4.64
5320	21.000	16.15	15.20	-	-	18.70	24.00	-5.30

Table 259 - FCC Maximum Conducted (average) Output Power Results

Test Frequency (MHz)	Minimum 99% OBW (MHz)	Maximum Conducted Output Power (dBm)					Limit (dBm)	Margin (dB)	EIRP (dBm)	EIRP Limit (dBm)	EIRP Margin (dB)
		A	B	C	D	Σ					
5260	17.760	16.82	16.11	-	-	19.48	23.49	-4.02	21.48	29.49	-8.02
5300	17.700	16.67	16.03	-	-	19.36	23.48	-4.12	21.36	29.48	-8.12
5320	17.700	16.15	15.20	-	-	18.70	23.48	-4.78	20.70	29.48	-8.78

Table 260 - ISED Maximum Conducted (average) Output Power Results



Test Configuration			
Frequency Range:	5.250-5.350 GHz	Band:	U-NII-2A
Limit Clause(s):	15.407 (a)(2) RSS-247 6.2.2.1	Test Method(s):	Refer to Test Method
Additional Reference(s):	662911 D01 v02r01 F)2)f(i), 662911 D01 v02r01 E)1)		

DUT Configuration			
Mode:	802.11n HT40	Duty Cycle (%):	94.4
Modulation Coding Scheme:	MCS2	DCCF (dB):	-
Antenna Configuration:	MIMO CDD	Peak Antenna Gain (dBi):	2.00
Active Port(s):	A+B (5GHz Core 0 + 5GHz Core 1)	Active Chain(s):	0+1

Test Frequency (MHz)	Minimum 26 dB Bandwidth (MHz)	Maximum Conducted Output Power (dBm)					Limit (dBm)	Margin (dB)
		A	B	C	D	Σ		
5270	40.700	19.41	18.40	-	-	21.94	24.00	-2.06
5310	40.200	13.91	13.18	-	-	16.57	24.00	-7.43

Table 261 - FCC Maximum Conducted (average) Output Power Results

Test Frequency (MHz)	Minimum 99% OBW (MHz)	Maximum Conducted Output Power (dBm)					Limit (dBm)	Margin (dB)	EIRP (dBm)	EIRP Limit (dBm)	EIRP Margin (dB)
		A	B	C	D	Σ					
5270	36.300	19.41	18.40	-	-	21.94	24.00	-2.06	23.94	30.00	-6.06
5310	36.200	13.91	13.18	-	-	16.57	24.00	-7.43	18.57	30.00	-11.43

Table 262 - ISED Maximum Conducted (average) Output Power Results



Test Configuration			
Frequency Range:	5.250-5.350 GHz	Band:	U-NII-2A
Limit Clause(s):	15.407 (a)(2) RSS-247 6.2.2.1	Test Method(s):	Refer to Test Method
Additional Reference(s):	662911 D01 v02r01 F)2)f)(i), 662911 D01 v02r01 E)1)		

DUT Configuration			
Mode:	802.11ac VHT80	Duty Cycle (%):	90.3
Modulation Coding Scheme:	MCS2x1	DCCF (dB):	-
Antenna Configuration:	MIMO CDD	Peak Antenna Gain (dBi):	2.00
Active Port(s):	A+B (5GHz Core 0 + 5GHz Core 1)	Active Chain(s):	0+1

Test Frequency (MHz)	Minimum 26 dB Bandwidth (MHz)	Maximum Conducted Output Power (dBm)					Limit (dBm)	Margin (dB)
		A	B	C	D	Σ		
5290	82.280	13.44	12.20	-	-	15.88	24.00	-8.12

Table 263 - FCC Maximum Conducted (average) Output Power Results

Test Frequency (MHz)	Minimum 99% OBW (MHz)	Maximum Conducted Output Power (dBm)					Limit (dBm)	Margin (dB)	EIRP (dBm)	EIRP Limit (dBm)	EIRP Margin (dB)
		A	B	C	D	Σ					
5290	75.680	13.44	12.20	-	-	15.88	24.00	-8.12	17.88	30.00	-12.12

Table 264 - ISSED Maximum Conducted (average) Output Power Results



Test Configuration			
Frequency Range:	5.250-5.350 GHz	Band:	U-NII-2A
Limit Clause(s):	15.407 (a)(2) RSS-247 6.2.2.1	Test Method(s):	Refer to Test Method
Additional Reference(s):	662911 D01 v02r01 F)2)f(i), 662911 D01 v02r01 E)1)		

DUT Configuration			
Mode:	802.11ax HE20 SU	Duty Cycle (%):	96.1
Modulation Coding Scheme:	MCS2x1	DCCF (dB):	-
Antenna Configuration:	MIMO CDD	Peak Antenna Gain (dBi):	2.00
Active Port(s):	A+B (5GHz Core 0 + 5GHz Core 1)	Active Chain(s):	0+1

Test Frequency (MHz)	Minimum 26 dB Bandwidth (MHz)	Maximum Conducted Output Power (dBm)					Limit (dBm)	Margin (dB)
		A	B	C	D	Σ		
5260	20.940	16.86	16.31	-	-	19.59	24.00	-4.41
5300	21.060	16.69	16.00	-	-	19.36	24.00	-4.64
5320	21.120	16.20	15.34	-	-	18.80	24.00	-5.20

Table 265 - FCC Maximum Conducted (average) Output Power Results

Test Frequency (MHz)	Minimum 99% OBW (MHz)	Maximum Conducted Output Power (dBm)					Limit (dBm)	Margin (dB)	EIRP (dBm)	EIRP Limit (dBm)	EIRP Margin (dB)
		A	B	C	D	Σ					
5260	18.960	16.86	16.31	-	-	19.59	23.78	-4.19	21.59	29.78	-8.19
5300	18.960	16.69	16.00	-	-	19.36	23.78	-4.42	21.36	29.78	-8.42
5320	18.960	16.20	15.34	-	-	18.80	23.78	-4.98	20.80	29.78	-8.98

Table 266 - ISED Maximum Conducted (average) Output Power Results



Test Configuration			
Frequency Range:	5.250-5.350 GHz	Band:	U-NII-2A
Limit Clause(s):	15.407 (a)(2) RSS-247 6.2.2.1	Test Method(s):	Refer to Test Method
Additional Reference(s):	662911 D01 v02r01 F)2)f(i), 662911 D01 v02r01 E)1)		

DUT Configuration			
Mode:	802.11ax HE40 SU	Duty Cycle (%):	96.1
Modulation Coding Scheme:	MCS2x1	DCCF (dB):	-
Antenna Configuration:	MIMO CDD	Peak Antenna Gain (dBi):	2.00
Active Port(s):	A+B (5GHz Core 0 + 5GHz Core 1)	Active Chain(s):	0+1

Test Frequency (MHz)	Minimum 26 dB Bandwidth (MHz)	Maximum Conducted Output Power (dBm)					Limit (dBm)	Margin (dB)
		A	B	C	D	Σ		
5270	40.560	19.26	18.48	-	-	21.89	24.00	-2.11
5310	40.680	13.77	13.07	-	-	16.44	24.00	-7.56

Table 267 - FCC Maximum Conducted (average) Output Power Results

Test Frequency (MHz)	Minimum 99% OBW (MHz)	Maximum Conducted Output Power (dBm)					Limit (dBm)	Margin (dB)	EIRP (dBm)	EIRP Limit (dBm)	EIRP Margin (dB)
		A	B	C	D	Σ					
5270	37.680	19.26	18.48	-	-	21.89	24.00	-2.11	23.89	30.00	-6.11
5310	37.680	13.77	13.07	-	-	16.44	24.00	-7.56	18.44	30.00	-11.56

Table 268 - ISED Maximum Conducted (average) Output Power Results



Test Configuration			
Frequency Range:	5.250-5.350 GHz	Band:	U-NII-2A
Limit Clause(s):	15.407 (a)(2) RSS-247 6.2.2.1	Test Method(s):	Refer to Test Method
Additional Reference(s):	662911 D01 v02r01 F)2)f)(i), 662911 D01 v02r01 E)1)		

DUT Configuration			
Mode:	802.11ax HE80 SU	Duty Cycle (%):	96.0
Modulation Coding Scheme:	MCS2x1	DCCF (dB):	-
Antenna Configuration:	MIMO CDD	Peak Antenna Gain (dBi):	2.00
Active Port(s):	A+B (5GHz Core 0 + 5GHz Core 1)	Active Chain(s):	0+1

Test Frequency (MHz)	Minimum 26 dB Bandwidth (MHz)	Maximum Conducted Output Power (dBm)					Limit (dBm)	Margin (dB)
		A	B	C	D	Σ		
5290	82.720	13.39	12.37	-	-	15.92	24.00	-8.08

Table 269 - FCC Maximum Conducted (average) Output Power Results

Test Frequency (MHz)	Minimum 99% OBW (MHz)	Maximum Conducted Output Power (dBm)					Limit (dBm)	Margin (dB)	EIRP (dBm)	EIRP Limit (dBm)	EIRP Margin (dB)
		A	B	C	D	Σ					
5290	77.000	13.39	12.37	-	-	15.92	24.00	-8.08	17.92	30.00	-12.08

Table 270 - ISED Maximum Conducted (average) Output Power Results



Test Configuration			
Frequency Range:	5.470-5.725 GHz	Band:	U-NII-2C
Limit Clause(s):	15.407 (a)(2) RSS-247 6.2.3.1	Test Method(s):	Refer to Test Method
Additional Reference(s):	662911 D01 v02r01 F)2)f)(i), 662911 D01 v02r01 E)1)		
Note(s):	Straddle channel power was measured using the appropriate SA test method. DCCF was added to the spectrum analyser reference level offset.		

DUT Configuration			
Mode:	802.11n HT20	Duty Cycle (%):	96.8
Modulation Coding Scheme:	MCS2	DCCF (dB):	0.14
Antenna Configuration:	MIMO CDD	Peak Antenna Gain (dBi):	2.59
Active Port(s):	A+B (5GHz Core 0 + 5GHz Core 1)	Active Chain(s):	0+1

Test Frequency (MHz)	Minimum 26 dB Bandwidth (MHz)	Maximum Conducted Output Power (dBm)					Limit (dBm)	Margin (dB)
		A	B	C	D	Σ		
5500	20.940	15.18	14.84	-	-	18.02	24.00	-5.98
5600	21.000	16.82	16.81	-	-	19.83	24.00	-4.17
5720	15.500	15.88	15.73	-	-	18.82	22.90	-4.09

Table 271 - FCC Maximum Conducted (average) Output Power Results

Test Frequency (MHz)	Minimum 99% OBW (MHz)	Maximum Conducted Output Power (dBm)					Limit (dBm)	Margin (dB)	EIRP (dBm)	EIRP Limit (dBm)	EIRP Margin (dB)
		A	B	C	D	Σ					
5500	17.700	15.18	14.84	-	-	18.02	23.48	-5.46	20.61	29.48	-8.87
5600	17.760	16.82	16.81	-	-	19.83	23.49	-3.67	22.42	29.49	-7.08
5720	13.700	15.88	15.73	-	-	18.82	22.37	-3.55	21.41	28.37	-6.96

Table 272 - ISED Maximum Conducted (average) Output Power Results



Test Configuration			
Frequency Range:	5.470-5.725 GHz	Band:	U-NII-2C
Limit Clause(s):	15.407 (a)(2) RSS-247 6.2.3.1	Test Method(s):	Refer to Test Method
Additional Reference(s):	662911 D01 v02r01 F)2)f)(i), 662911 D01 v02r01 E)1)		
Note(s):	Straddle channel power was measured using the appropriate SA test method. DCCF was added to the spectrum analyser reference level offset.		

DUT Configuration			
Mode:	802.11n HT40	Duty Cycle (%):	94.4
Modulation Coding Scheme:	MCS2	DCCF (dB):	0.25
Antenna Configuration:	MIMO CDD	Peak Antenna Gain (dBi):	2.59
Active Port(s):	A+B (5GHz Core 0 + 5GHz Core 1)	Active Chain(s):	0+1

Test Frequency (MHz)	Minimum 26 dB Bandwidth (MHz)	Maximum Conducted Output Power (dBm)					Limit (dBm)	Margin (dB)
		A	B	C	D	Σ		
5510	40.200	13.28	12.95	-	-	16.12	24.00	-7.88
5590	40.800	19.50	19.50	-	-	22.51	24.00	-1.49
5710	35.200	18.94	18.98	-	-	21.97	24.00	-2.03

Table 273 - FCC Maximum Conducted (average) Output Power Results

Test Frequency (MHz)	Minimum 99% OBW (MHz)	Maximum Conducted Output Power (dBm)					Limit (dBm)	Margin (dB)	EIRP (dBm)	EIRP Limit (dBm)	EIRP Margin (dB)
		A	B	C	D	Σ					
5510	36.300	13.28	12.95	-	-	16.12	24.00	-7.88	18.71	30.00	-11.29
5590	36.300	19.50	19.50	-	-	22.51	24.00	-1.49	25.10	30.00	-4.90
5710	32.800	18.94	18.98	-	-	21.97	24.00	-2.03	24.56	30.00	-5.44

Table 274 - ISED Maximum Conducted (average) Output Power Results



Test Configuration			
Frequency Range:	5.470-5.725 GHz	Band:	U-NII-2C
Limit Clause(s):	15.407 (a)(2) RSS-247 6.2.3.1	Test Method(s):	Refer to Test Method
Additional Reference(s):	662911 D01 v02r01 F)2)f(i), 662911 D01 v02r01 E)1)		
Note(s):	Straddle channel power was measured using the appropriate SA test method. DCCF was added to the spectrum analyser reference level offset.		

DUT Configuration			
Mode:	802.11ac VHT80	Duty Cycle (%):	90.2
Modulation Coding Scheme:	MCS2x1	DCCF (dB):	0.45
Antenna Configuration:	MIMO CDD	Peak Antenna Gain (dBi):	2.59
Active Port(s):	A+B (5GHz Core 0 + 5GHz Core 1)	Active Chain(s):	0+1

Test Frequency (MHz)	Minimum 26 dB Bandwidth (MHz)	Maximum Conducted Output Power (dBm)					Limit (dBm)	Margin (dB)
		A	B	C	D	Σ		
5530	82.060	12.28	12.17	-	-	15.22	24.00	-8.78
5610	82.280	18.43	18.02	-	-	21.24	24.00	-2.76
5690	76.140	19.47	19.56	-	-	22.53	24.00	-1.47

Table 275 - FCC Maximum Conducted (average) Output Power Results

Test Frequency (MHz)	Minimum 99% OBW (MHz)	Maximum Conducted Output Power (dBm)					Limit (dBm)	Margin (dB)	EIRP (dBm)	EIRP Limit (dBm)	EIRP Margin (dB)
		A	B	C	D	Σ					
5530	75.680	12.28	12.17	-	-	15.22	24.00	-8.78	17.81	30.00	-12.19
5610	75.680	18.43	18.02	-	-	21.24	24.00	-2.76	23.83	30.00	-6.17
5690	72.180	19.47	19.56	-	-	22.53	24.00	-1.47	25.12	30.00	-4.88

Table 276 - ISED Maximum Conducted (average) Output Power Results



Test Configuration			
Frequency Range:	5.470-5.725 GHz	Band:	U-NII-2C
Limit Clause(s):	15.407 (a)(2) RSS-247 6.2.3.1	Test Method(s):	Refer to Test Method
Additional Reference(s):	662911 D01 v02r01 F)2)f(i), 662911 D01 v02r01 E)1)		
Note(s):	Straddle channel power was measured using the appropriate SA test method. DCCF was added to the spectrum analyser reference level offset.		

DUT Configuration			
Mode:	802.11ax HE20 SU	Duty Cycle (%):	96.1
Modulation Coding Scheme:	MCS2x1	DCCF (dB):	0.17
Antenna Configuration:	MIMO CDD	Peak Antenna Gain (dBi):	2.59
Active Port(s):	A+B (5GHz Core 0 + 5GHz Core 1)	Active Chain(s):	0+1

Test Frequency (MHz)	Minimum 26 dB Bandwidth (MHz)	Maximum Conducted Output Power (dBm)					Limit (dBm)	Margin (dB)
		A	B	C	D	Σ		
5500	21.060	15.24	14.44	-	-	17.87	24.00	-6.13
5600	21.000	16.76	16.77	-	-	19.77	24.00	-4.23
5720	15.440	15.73	15.61	-	-	18.68	22.89	-4.20

Table 277 - FCC Maximum Conducted (average) Output Power Results

Test Frequency (MHz)	Minimum 99% OBW (MHz)	Maximum Conducted Output Power (dBm)					Limit (dBm)	Margin (dB)	EIRP (dBm)	EIRP Limit (dBm)	EIRP Margin (dB)
		A	B	C	D	Σ					
5500	18.960	15.24	14.44	-	-	17.87	23.78	-5.91	20.46	29.78	-9.32
5600	18.960	16.76	16.77	-	-	19.77	23.78	-4.01	22.36	29.78	-7.42
5720	14.360	15.73	15.61	-	-	18.68	22.57	-3.89	21.27	28.57	-7.30

Table 278 - ISED Maximum Conducted (average) Output Power Results



Test Configuration			
Frequency Range:	5.470-5.725 GHz	Band:	U-NII-2C
Limit Clause(s):	15.407 (a)(2) RSS-247 6.2.3.1	Test Method(s):	Refer to Test Method
Additional Reference(s):	662911 D01 v02r01 F)2)f)(i), 662911 D01 v02r01 E)1)		
Note(s):	Straddle channel power was measured using the appropriate SA test method. DCCF was added to the spectrum analyser reference level offset.		

DUT Configuration			
Mode:	802.11ax HE40 SU	Duty Cycle (%):	96.1
Modulation Coding Scheme:	MCS2x1	DCCF (dB):	0.17
Antenna Configuration:	MIMO CDD	Peak Antenna Gain (dBi):	2.59
Active Port(s):	A+B (5GHz Core 0 + 5GHz Core 1)	Active Chain(s):	0+1

Test Frequency (MHz)	Minimum 26 dB Bandwidth (MHz)	Maximum Conducted Output Power (dBm)					Limit (dBm)	Margin (dB)
		A	B	C	D	Σ		
5510	40.440	12.78	12.30	-	-	15.54	24.00	-8.46
5590	40.680	19.18	19.24	-	-	22.22	24.00	-1.78
5710	35.400	18.94	19.00	-	-	21.98	24.00	-2.02

Table 279 - FCC Maximum Conducted (average) Output Power Results

Test Frequency (MHz)	Minimum 99% OBW (MHz)	Maximum Conducted Output Power (dBm)					Limit (dBm)	Margin (dB)	EIRP (dBm)	EIRP Limit (dBm)	EIRP Margin (dB)
		A	B	C	D	Σ					
5510	37.560	12.78	12.30	-	-	15.54	24.00	-8.46	18.13	30.00	-11.87
5590	37.680	19.18	19.24	-	-	22.22	24.00	-1.78	24.81	30.00	-5.19
5710	33.480	18.94	19.00	-	-	21.98	24.00	-2.02	24.57	30.00	-5.43

Table 280 - ISED Maximum Conducted (average) Output Power Results



Test Configuration			
Frequency Range:	5.470-5.725 GHz	Band:	U-NII-2C
Limit Clause(s):	15.407 (a)(2) RSS-247 6.2.3.1	Test Method(s):	Refer to Test Method
Additional Reference(s):	662911 D01 v02r01 F)2)f(i), 662911 D01 v02r01 E)1)		
Note(s):	Straddle channel power was measured using the appropriate SA test method. DCCF was added to the spectrum analyser reference level offset.		

DUT Configuration			
Mode:	802.11ax HE80 SU	Duty Cycle (%):	96.0
Modulation Coding Scheme:	MCS2x1	DCCF (dB):	0.18
Antenna Configuration:	MIMO CDD	Peak Antenna Gain (dBi):	2.59
Active Port(s):	A+B (5GHz Core 0 + 5GHz Core 1)	Active Chain(s):	0+1

Test Frequency (MHz)	Minimum 26 dB Bandwidth (MHz)	Maximum Conducted Output Power (dBm)					Limit (dBm)	Margin (dB)
		A	B	C	D	Σ		
5530	82.500	12.30	12.15	-	-	15.23	24.00	-8.77
5610	82.060	18.42	17.97	-	-	21.21	24.00	-2.79
5690	76.140	19.59	19.49	-	-	22.55	24.00	-1.45

Table 281 - FCC Maximum Conducted (average) Output Power Results

Test Frequency (MHz)	Minimum 99% OBW (MHz)	Maximum Conducted Output Power (dBm)					Limit (dBm)	Margin (dB)	EIRP (dBm)	EIRP Limit (dBm)	EIRP Margin (dB)
		A	B	C	D	Σ					
5530	77.000	12.30	12.15	-	-	15.23	24.00	-8.77	17.82	30.00	-12.18
5610	77.000	18.42	17.97	-	-	21.21	24.00	-2.79	23.80	30.00	-6.20
5690	73.060	19.59	19.49	-	-	22.55	24.00	-1.45	25.14	30.00	-4.86

Table 282 - ISED Maximum Conducted (average) Output Power Results



Test Configuration			
Frequency Range:	5.725-5.850 GHz	Band:	U-NII-3
Limit Clause(s):	15.407 (a)(3) RSS-247 6.2.4.1	Test Method(s):	Refer to Test Method
Additional Reference(s):	662911 D01 v02r01 F)2)f(i), 662911 D01 v02r01 E)1)		
Note(s):	Straddle channel power was measured using the appropriate SA test method. DCCF was added to the spectrum analyser reference level offset.		

DUT Configuration			
Mode:	802.11n HT20	Duty Cycle (%):	96.8
Modulation Coding Scheme:	MCS2	DCCF (dB):	0.14
Antenna Configuration:	MIMO CDD	Peak Antenna Gain (dBi):	2.59
Active Port(s):	A+B (5GHz Core 0 + 5GHz Core 1)	Active Chain(s):	0+1

Test Frequency (MHz)	Maximum Conducted Output Power (dBm)					Limit (dBm)	Margin (dB)
	A	B	C	D	Σ		
5720	9.29	9.10	-	-	12.20	30.00	-17.80
5745	19.83	19.54	-	-	22.69	30.00	-7.31
5785	19.94	19.92	-	-	22.94	30.00	-7.06
5825	19.40	19.70	-	-	22.56	30.00	-7.44

Table 283 - Maximum Conducted (average) Output Power Results

Test Configuration			
Frequency Range:	5.725-5.850 GHz	Band:	U-NII-3
Limit Clause(s):	15.407 (a)(3) RSS-247 6.2.4.1	Test Method(s):	Refer to Test Method
Additional Reference(s):	662911 D01 v02r01 F)2)f(i), 662911 D01 v02r01 E)1)		
Note(s):	Straddle channel power was measured using the appropriate SA test method. DCCF was added to the spectrum analyser reference level offset.		

DUT Configuration			
Mode:	802.11n HT40	Duty Cycle (%):	94.4
Modulation Coding Scheme:	MCS2	DCCF (dB):	0.25
Antenna Configuration:	MIMO CDD	Peak Antenna Gain (dBi):	2.59
Active Port(s):	A+B (5GHz Core 0 + 5GHz Core 1)	Active Chain(s):	0+1

Test Frequency (MHz)	Maximum Conducted Output Power (dBm)					Limit (dBm)	Margin (dB)
	A	B	C	D	Σ		
5710	7.64	7.78	-	-	10.72	30.00	-19.28
5755	19.64	19.70	-	-	22.68	30.00	-7.32
5795	19.86	19.83	-	-	22.85	30.00	-7.15

Table 284 - Maximum Conducted (average) Output Power Results



Test Configuration			
Frequency Range:	5.725-5.850 GHz	Band:	U-NII-3
Limit Clause(s):	15.407 (a)(3) RSS-247 6.2.4.1	Test Method(s):	Refer to Test Method
Additional Reference(s):	662911 D01 v02r01 F)2)f(i), 662911 D01 v02r01 E)1)		
Note(s):	Straddle channel power was measured using the appropriate SA test method. DCCF was added to the spectrum analyser reference level offset.		

DUT Configuration			
Mode:	802.11ac VHT80	Duty Cycle (%):	90.2
Modulation Coding Scheme:	MCS2x1	DCCF (dB):	0.45
Antenna Configuration:	MIMO CDD	Peak Antenna Gain (dBi):	2.59
Active Port(s):	A+B (5GHz Core 0 + 5GHz Core 1)	Active Chain(s):	0+1

Test Frequency (MHz)	Maximum Conducted Output Power (dBm)					Limit (dBm)	Margin (dB)
	A	B	C	D	Σ		
5690	5.46	5.45	-	-	8.47	30.00	-21.53
5775	17.49	17.71	-	-	20.61	30.00	-9.39

Table 285 - Maximum Conducted (average) Output Power Results

Test Configuration			
Frequency Range:	5.725-5.850 GHz	Band:	U-NII-3
Limit Clause(s):	15.407 (a)(3) RSS-247 6.2.4.1	Test Method(s):	Refer to Test Method
Additional Reference(s):	662911 D01 v02r01 F)2)f(i), 662911 D01 v02r01 E)1)		
Note(s):	Straddle channel power was measured using the appropriate SA test method. DCCF was added to the spectrum analyser reference level offset.		

DUT Configuration			
Mode:	802.11ax HE20 SU	Duty Cycle (%):	96.1
Modulation Coding Scheme:	MCS2x1	DCCF (dB):	0.17
Antenna Configuration:	MIMO CDD	Peak Antenna Gain (dBi):	2.59
Active Port(s):	A+B (5GHz Core 0 + 5GHz Core 1)	Active Chain(s):	0+1

Test Frequency (MHz)	Maximum Conducted Output Power (dBm)					Limit (dBm)	Margin (dB)
	A	B	C	D	Σ		
5720	9.66	9.63	-	-	12.66	30.00	-17.34
5745	19.84	19.62	-	-	22.74	30.00	-7.26
5785	19.82	19.76	-	-	22.80	30.00	-7.20
5825	19.55	19.68	-	-	22.62	30.00	-7.38

Table 286 - Maximum Conducted (average) Output Power Results



Test Configuration			
Frequency Range:	5.725-5.850 GHz	Band:	U-NII-3
Limit Clause(s):	15.407 (a)(3) RSS-247 6.2.4.1	Test Method(s):	Refer to Test Method
Additional Reference(s):	662911 D01 v02r01 F)2)f)(i), 662911 D01 v02r01 E)1)		
Note(s):	Straddle channel power was measured using the appropriate SA test method. DCCF was added to the spectrum analyser reference level offset.		

DUT Configuration			
Mode:	802.11ax HE40 SU	Duty Cycle (%):	96.1
Modulation Coding Scheme:	MCS2x1	DCCF (dB):	0.17
Antenna Configuration:	MIMO CDD	Peak Antenna Gain (dBi):	2.59
Active Port(s):	A+B (5GHz Core 0 + 5GHz Core 1)	Active Chain(s):	0+1

Test Frequency (MHz)	Maximum Conducted Output Power (dBm)					Limit (dBm)	Margin (dB)
	A	B	C	D	Σ		
5710	8.27	8.44	-	-	11.37	30.00	-18.63
5755	19.72	19.79	-	-	22.76	30.00	-7.24
5795	19.78	19.90	-	-	22.85	30.00	-7.15

Table 287 - Maximum Conducted (average) Output Power Results

Test Configuration			
Frequency Range:	5.725-5.850 GHz	Band:	U-NII-3
Limit Clause(s):	15.407 (a)(3) RSS-247 6.2.4.1	Test Method(s):	Refer to Test Method
Additional Reference(s):	662911 D01 v02r01 F)2)f)(i), 662911 D01 v02r01 E)1)		
Note(s):	Straddle channel power was measured using the appropriate SA test method. DCCF was added to the spectrum analyser reference level offset.		

DUT Configuration			
Mode:	802.11ax HE80 SU	Duty Cycle (%):	95.9
Modulation Coding Scheme:	MCS2x1	DCCF (dB):	0.18
Antenna Configuration:	MIMO CDD	Peak Antenna Gain (dBi):	2.59
Active Port(s):	A+B (5GHz Core 0 + 5GHz Core 1)	Active Chain(s):	0+1

Test Frequency (MHz)	Maximum Conducted Output Power (dBm)					Limit (dBm)	Margin (dB)
	A	B	C	D	Σ		
5690	5.56	5.62	-	-	8.60	30.00	-21.40
5775	17.67	17.65	-	-	20.67	30.00	-9.33

Table 288 - Maximum Conducted (average) Output Power Results



MIMO SDM

Test Configuration			
Frequency Range:	5.150-5.250 GHz	Band:	U-NII-1
Limit Clause(s):	15.407 (a)(1)(iv)	Test Method(s):	Refer to Test Method
Additional Reference(s):	662911 D01 v02r01 F)2)d)(ii), 662911 D01 v02r01 E)1)		

DUT Configuration			
Mode:	802.11n HT20	Duty Cycle (%):	94.6
Modulation Coding Scheme:	MCS10	DCCF (dB):	-
Antenna Configuration:	MIMO SDM	Peak Antenna Gain (dBi):	0.16
Active Port(s):	A+B (5GHz Core 0 + 5GHz Core 1)	Active Chain(s):	0+1

Test Frequency (MHz)	Maximum Conducted Output Power (dBm)					Limit (dBm)	Margin (dB)
	A	B	C	D	Σ		
5180	15.87	14.82	-	-	18.38	24.00	-5.62
5220	16.75	16.41	-	-	19.58	24.00	-4.42
5240	16.80	16.27	-	-	19.54	24.00	-4.46

Table 289 - FCC Maximum Conducted (average) Output Power Results

Test Configuration			
Frequency Range:	5.150-5.250 GHz	Band:	U-NII-1
Limit Clause(s):	RSS-247 6.2.1.1	Test Method(s):	Refer to Test Method
Additional Reference(s):	662911 D01 v02r01 F)2)d)(ii), 662911 D01 v02r01 E)1)		

DUT Configuration			
Mode:	802.11n HT20	Duty Cycle (%):	94.6
Modulation Coding Scheme:	MCS10	DCCF (dB):	-
Antenna Configuration:	MIMO SDM	Peak Antenna Gain (dBi):	0.16
Active Port(s):	A+B (5GHz Core 0 + 5GHz Core 1)	Active Chain(s):	0+1

Test Frequency (MHz)	Minimum 99% OBW (MHz)	Maximum Conducted Output Power (dBm)					EIRP (dBm)	EIRP Limit (dBm)	EIRP Margin (dB)
		A	B	C	D	Σ			
5180	17.760	15.65	14.84	-	-	18.27	18.42	22.49	-4.07
5220	17.760	15.40	14.73	-	-	18.08	18.24	22.49	-4.26
5240	17.700	15.45	14.71	-	-	18.10	18.26	22.48	-4.22

Table 290 - ISED Maximum Conducted (average) Output Power Results



Test Configuration			
Frequency Range:	5.150-5.250 GHz	Band:	U-NII-1
Limit Clause(s):	15.407 (a)(1)(iv)	Test Method(s):	Refer to Test Method
Additional Reference(s):	662911 D01 v02r01 F)2)d)(ii), 662911 D01 v02r01 E)1)		

DUT Configuration			
Mode:	802.11n HT40	Duty Cycle (%):	90.8
Modulation Coding Scheme:	MCS10	DCCF (dB):	-
Antenna Configuration:	MIMO SDM	Peak Antenna Gain (dBi):	0.16
Active Port(s):	A+B (5GHz Core 0 + 5GHz Core 1)	Active Chain(s):	0+1

Test Frequency (MHz)	Maximum Conducted Output Power (dBm)					Limit (dBm)	Margin (dB)
	A	B	C	D	Σ		
5190	14.28	13.65	-	-	16.95	24.00	-7.05
5230	19.44	18.66	-	-	22.06	24.00	-1.94

Table 291 - FCC Maximum Conducted (average) Output Power Results

Test Configuration			
Frequency Range:	5.150-5.250 GHz	Band:	U-NII-1
Limit Clause(s):	RSS-247 6.2.1.1	Test Method(s):	Refer to Test Method
Additional Reference(s):	662911 D01 v02r01 F)2)d)(ii), 662911 D01 v02r01 E)1)		

DUT Configuration			
Mode:	802.11n HT40	Duty Cycle (%):	90.8
Modulation Coding Scheme:	MCS10	DCCF (dB):	-
Antenna Configuration:	MIMO SDM	Peak Antenna Gain (dBi):	0.16
Active Port(s):	A+B (5GHz Core 0 + 5GHz Core 1)	Active Chain(s):	0+1

Test Frequency (MHz)	Minimum 99% OBW (MHz)	Maximum Conducted Output Power (dBm)					EIRP (dBm)	EIRP Limit (dBm)	EIRP Margin (dB)
		A	B	C	D	Σ			
5190	36.200	14.30	13.70	-	-	17.00	17.15	23.00	-5.85
5230	36.300	18.18	17.36	-	-	20.78	20.94	23.00	-2.06

Table 292 - ISED Maximum Conducted (average) Output Power Results



Test Configuration			
Frequency Range:	5.150-5.250 GHz	Band:	U-NII-1
Limit Clause(s):	15.407 (a)(1)(iv)	Test Method(s):	Refer to Test Method
Additional Reference(s):	662911 D01 v02r01 F)2)d(ii), 662911 D01 v02r01 E)1)		

DUT Configuration			
Mode:	802.11ac VHT80	Duty Cycle (%):	85.9
Modulation Coding Scheme:	MCS2x2	DCCF (dB):	-
Antenna Configuration:	MIMO SDM	Peak Antenna Gain (dBi):	0.16
Active Port(s):	A+B (5GHz Core 0 + 5GHz Core 1)	Active Chain(s):	0+1

Test Frequency (MHz)	Maximum Conducted Output Power (dBm)					Limit (dBm)	Margin (dB)
	A	B	C	D	Σ		
5210	13.79	12.95	-	-	16.40	24.00	-7.60

Table 293 - FCC Maximum Conducted (average) Output Power Results

Test Configuration			
Frequency Range:	5.150-5.250 GHz	Band:	U-NII-1
Limit Clause(s):	RSS-247 6.2.1.1	Test Method(s):	Refer to Test Method
Additional Reference(s):	662911 D01 v02r01 F)2)d(ii), 662911 D01 v02r01 E)1)		

DUT Configuration			
Mode:	802.11ac VHT80	Duty Cycle (%):	85.9
Modulation Coding Scheme:	MCS2x2	DCCF (dB):	-
Antenna Configuration:	MIMO SDM	Peak Antenna Gain (dBi):	0.16
Active Port(s):	A+B (5GHz Core 0 + 5GHz Core 1)	Active Chain(s):	0+1

Test Frequency (MHz)	Minimum 99% OBW (MHz)	Maximum Conducted Output Power (dBm)					EIRP (dBm)	EIRP Limit (dBm)	EIRP Margin (dB)
		A	B	C	D	Σ			
5210	75.680	13.83	13.01	-	-	16.45	16.60	23.00	-6.40

Table 294 - ISED Maximum Conducted (average) Output Power Results



Test Configuration			
Frequency Range:	5.150-5.250 GHz	Band:	U-NII-1
Limit Clause(s):	15.407 (a)(1)(iv)	Test Method(s):	Refer to Test Method
Additional Reference(s):	662911 D01 v02r01 F)2)d)(ii), 662911 D01 v02r01 E)1)		

DUT Configuration			
Mode:	802.11ax HE20 SU	Duty Cycle (%):	96.1
Modulation Coding Scheme:	MCS2x2	DCCF (dB):	-
Antenna Configuration:	MIMO SDM	Peak Antenna Gain (dBi):	0.16
Active Port(s):	A+B (5GHz Core 0 + 5GHz Core 1)	Active Chain(s):	0+1

Test Frequency (MHz)	Maximum Conducted Output Power (dBm)					Limit (dBm)	Margin (dB)
	A	B	C	D	Σ		
5180	15.67	14.81	-	-	18.27	24.00	-5.73
5220	16.73	16.01	-	-	19.40	24.00	-4.60
5240	16.86	16.32	-	-	19.60	24.00	-4.40

Table 295 - FCC Maximum Conducted (average) Output Power Results

Test Configuration			
Frequency Range:	5.150-5.250 GHz	Band:	U-NII-1
Limit Clause(s):	RSS-247 6.2.1.1	Test Method(s):	Refer to Test Method
Additional Reference(s):	662911 D01 v02r01 F)2)d)(ii), 662911 D01 v02r01 E)1)		

DUT Configuration			
Mode:	802.11ax HE20 SU	Duty Cycle (%):	96.1
Modulation Coding Scheme:	MCS2x2	DCCF (dB):	-
Antenna Configuration:	MIMO SDM	Peak Antenna Gain (dBi):	0.16
Active Port(s):	A+B (5GHz Core 0 + 5GHz Core 1)	Active Chain(s):	0+1

Test Frequency (MHz)	Minimum 99% OBW (MHz)	Maximum Conducted Output Power (dBm)					EIRP (dBm)	EIRP Limit (dBm)	EIRP Margin (dB)
		A	B	C	D	Σ			
5180	18.960	15.45	14.59	-	-	18.05	18.20	22.78	-4.57
5220	18.960	15.66	14.97	-	-	18.33	18.49	22.78	-4.29
5240	18.960	15.72	15.00	-	-	18.38	18.53	22.78	-4.24

Table 296 - ISED Maximum Conducted (average) Output Power Results



Test Configuration			
Frequency Range:	5.150-5.250 GHz	Band:	U-NII-1
Limit Clause(s):	15.407 (a)(1)(iv)	Test Method(s):	Refer to Test Method
Additional Reference(s):	662911 D01 v02r01 F)2)d)(ii), 662911 D01 v02r01 E)1)		

DUT Configuration			
Mode:	802.11ax HE40 SU	Duty Cycle (%):	96.1
Modulation Coding Scheme:	MCS2x2	DCCF (dB):	-
Antenna Configuration:	MIMO SDM	Peak Antenna Gain (dBi):	0.16
Active Port(s):	A+B (5GHz Core 0 + 5GHz Core 1)	Active Chain(s):	0+1

Test Frequency (MHz)	Maximum Conducted Output Power (dBm)					Limit (dBm)	Margin (dB)
	A	B	C	D	Σ		
5190	14.37	13.57	-	-	16.99	24.00	-7.01
5230	19.39	18.67	-	-	22.05	24.00	-1.95

Table 297 - FCC Maximum Conducted (average) Output Power Results

Test Configuration			
Frequency Range:	5.150-5.250 GHz	Band:	U-NII-1
Limit Clause(s):	RSS-247 6.2.1.1	Test Method(s):	Refer to Test Method
Additional Reference(s):	662911 D01 v02r01 F)2)d)(ii), 662911 D01 v02r01 E)1)		

DUT Configuration			
Mode:	802.11ax HE40 SU	Duty Cycle (%):	96.1
Modulation Coding Scheme:	MCS2x2	DCCF (dB):	-
Antenna Configuration:	MIMO SDM	Peak Antenna Gain (dBi):	0.16
Active Port(s):	A+B (5GHz Core 0 + 5GHz Core 1)	Active Chain(s):	0+1

Test Frequency (MHz)	Minimum 99% OBW (MHz)	Maximum Conducted Output Power (dBm)					EIRP (dBm)	EIRP Limit (dBm)	EIRP Margin (dB)
		A	B	C	D	Σ			
5190	37.440	14.36	13.60	-	-	17.00	17.16	23.00	-5.84
5230	37.680	18.18	17.41	-	-	20.82	20.98	23.00	-2.02

Table 298 - ISED Maximum Conducted (average) Output Power Results



Test Configuration			
Frequency Range:	5.150-5.250 GHz	Band:	U-NII-1
Limit Clause(s):	15.407 (a)(1)(iv)	Test Method(s):	Refer to Test Method
Additional Reference(s):	662911 D01 v02r01 F)2)d)(ii), 662911 D01 v02r01 E)1)		

DUT Configuration			
Mode:	802.11ax HE80 SU	Duty Cycle (%):	96.0
Modulation Coding Scheme:	MCS2x2	DCCF (dB):	-
Antenna Configuration:	MIMO SDM	Peak Antenna Gain (dBi):	0.16
Active Port(s):	A+B (5GHz Core 0 + 5GHz Core 1)	Active Chain(s):	0+1

Test Frequency (MHz)	Maximum Conducted Output Power (dBm)					Limit (dBm)	Margin (dB)
	A	B	C	D	Σ		
5210	13.76	12.90	-	-	16.36	24.00	-7.64

Table 299 - FCC Maximum Conducted (average) Output Power Results

Test Configuration			
Frequency Range:	5.150-5.250 GHz	Band:	U-NII-1
Limit Clause(s):	RSS-247 6.2.1.1	Test Method(s):	Refer to Test Method
Additional Reference(s):	662911 D01 v02r01 F)2)d)(ii), 662911 D01 v02r01 E)1)		

DUT Configuration			
Mode:	802.11ax HE80 SU	Duty Cycle (%):	96.0
Modulation Coding Scheme:	MCS2x2	DCCF (dB):	-
Antenna Configuration:	MIMO SDM	Peak Antenna Gain (dBi):	0.16
Active Port(s):	A+B (5GHz Core 0 + 5GHz Core 1)	Active Chain(s):	0+1

Test Frequency (MHz)	Minimum 99% OBW (MHz)	Maximum Conducted Output Power (dBm)					EIRP (dBm)	EIRP Limit (dBm)	EIRP Margin (dB)
		A	B	C	D	Σ			
5210	77.000	13.76	12.94	-	-	16.38	16.53	23.00	-6.47

Table 300 - ISED Maximum Conducted (average) Output Power Results



Test Configuration			
Frequency Range:	5.250-5.350 GHz	Band:	U-NII-2A
Limit Clause(s):	15.407 (a)(2) RSS-247 6.2.2.1	Test Method(s):	Refer to Test Method
Additional Reference(s):	662911 D01 v02r01 F)2)d)(ii), 662911 D01 v02r01 E)1)		

DUT Configuration			
Mode:	802.11n HT20	Duty Cycle (%):	94.6
Modulation Coding Scheme:	MCS10	DCCF (dB):	-
Antenna Configuration:	MIMO SDM	Peak Antenna Gain (dBi):	1.85
Active Port(s):	A+B (5GHz Core 0 + 5GHz Core 1)	Active Chain(s):	0+1

Test Frequency (MHz)	Minimum 26 dB Bandwidth (MHz)	Maximum Conducted Output Power (dBm)					Limit (dBm)	Margin (dB)
		A	B	C	D	Σ		
5260	21.060	16.87	16.32	-	-	19.60	24.00	-4.40
5300	21.060	16.82	16.14	-	-	19.50	24.00	-4.50
5320	21.060	16.35	15.63	-	-	19.00	24.00	-5.00

Table 301 - FCC Maximum Conducted (average) Output Power Results

Test Frequency (MHz)	Minimum 99% OBW (MHz)	Maximum Conducted Output Power (dBm)					Limit (dBm)	Margin (dB)	EIRP (dBm)	EIRP Limit (dBm)	EIRP Margin (dB)
		A	B	C	D	Σ					
5260	17.760	16.87	16.32	-	-	19.60	23.49	-3.89	21.45	29.49	-8.05
5300	17.760	16.82	16.14	-	-	19.50	23.49	-4.00	21.35	29.49	-8.15
5320	17.760	16.35	15.63	-	-	19.00	23.49	-4.50	20.85	29.49	-8.65

Table 302 - ISED Maximum Conducted (average) Output Power Results



Test Configuration			
Frequency Range:	5.250-5.350 GHz	Band:	U-NII-2A
Limit Clause(s):	15.407 (a)(2) RSS-247 6.2.2.1	Test Method(s):	Refer to Test Method
Additional Reference(s):	662911 D01 v02r01 F)2)d)(ii), 662911 D01 v02r01 E)1)		

DUT Configuration			
Mode:	802.11n HT40	Duty Cycle (%):	90.8
Modulation Coding Scheme:	MCS10	DCCF (dB):	-
Antenna Configuration:	MIMO SDM	Peak Antenna Gain (dBi):	1.85
Active Port(s):	A+B (5GHz Core 0 + 5GHz Core 1)	Active Chain(s):	0+1

Test Frequency (MHz)	Minimum 26 dB Bandwidth (MHz)	Maximum Conducted Output Power (dBm)					Limit (dBm)	Margin (dB)
		A	B	C	D	Σ		
5270	40.400	19.25	18.22	-	-	21.76	24.00	-2.24
5310	40.200	13.75	12.76	-	-	16.27	24.00	-7.73

Table 303 - FCC Maximum Conducted (average) Output Power Results

Test Frequency (MHz)	Minimum 99% OBW (MHz)	Maximum Conducted Output Power (dBm)					Limit (dBm)	Margin (dB)	EIRP (dBm)	EIRP Limit (dBm)	EIRP Margin (dB)
		A	B	C	D	Σ					
5270	36.300	19.25	18.22	-	-	21.76	24.00	-2.24	23.61	30.00	-6.39
5310	36.300	13.75	12.76	-	-	16.27	24.00	-7.73	18.12	30.00	-11.88

Table 304 - ISED Maximum Conducted (average) Output Power Results



Test Configuration			
Frequency Range:	5.250-5.350 GHz	Band:	U-NII-2A
Limit Clause(s):	15.407 (a)(2) RSS-247 6.2.2.1	Test Method(s):	Refer to Test Method
Additional Reference(s):	662911 D01 v02r01 F)2)d)(ii), 662911 D01 v02r01 E)1)		

DUT Configuration			
Mode:	802.11ac VHT80	Duty Cycle (%):	85.7
Modulation Coding Scheme:	MCS2x2	DCCF (dB):	-
Antenna Configuration:	MIMO SDM	Peak Antenna Gain (dBi):	1.85
Active Port(s):	A+B (5GHz Core 0 + 5GHz Core 1)	Active Chain(s):	0+1

Test Frequency (MHz)	Minimum 26 dB Bandwidth (MHz)	Maximum Conducted Output Power (dBm)					Limit (dBm)	Margin (dB)
		A	B	C	D	Σ		
5290	82.060	12.85	11.71	-	-	15.32	24.00	-8.68

Table 305 - FCC Maximum Conducted (average) Output Power Results

Test Frequency (MHz)	Minimum 99% OBW (MHz)	Maximum Conducted Output Power (dBm)					Limit (dBm)	Margin (dB)	EIRP (dBm)	EIRP Limit (dBm)	EIRP Margin (dB)
		A	B	C	D	Σ					
5290	75.680	12.85	11.71	-	-	15.32	24.00	-8.68	17.17	30.00	-12.83

Table 306 - ISED Maximum Conducted (average) Output Power Results



Test Configuration			
Frequency Range:	5.250-5.350 GHz	Band:	U-NII-2A
Limit Clause(s):	15.407 (a)(2) RSS-247 6.2.2.1	Test Method(s):	Refer to Test Method
Additional Reference(s):	662911 D01 v02r01 F)2)d)(ii), 662911 D01 v02r01 E)1)		

DUT Configuration			
Mode:	802.11ax HE20 SU	Duty Cycle (%):	96.1
Modulation Coding Scheme:	MCS2x2	DCCF (dB):	-
Antenna Configuration:	MIMO SDM	Peak Antenna Gain (dBi):	1.85
Active Port(s):	A+B (5GHz Core 0 + 5GHz Core 1)	Active Chain(s):	0+1

Test Frequency (MHz)	Minimum 26 dB Bandwidth (MHz)	Maximum Conducted Output Power (dBm)					Limit (dBm)	Margin (dB)
		A	B	C	D	Σ		
5260	21.120	16.82	16.26	-	-	19.55	24.00	-4.45
5300	21.120	16.83	15.92	-	-	19.39	24.00	-4.61
5320	21.060	16.18	15.31	-	-	18.76	24.00	-5.24

Table 307 - FCC Maximum Conducted (average) Output Power Results

Test Frequency (MHz)	Minimum 99% OBW (MHz)	Maximum Conducted Output Power (dBm)					Limit (dBm)	Margin (dB)	EIRP (dBm)	EIRP Limit (dBm)	EIRP Margin (dB)
		A	B	C	D	Σ					
5260	18.960	16.82	16.26	-	-	19.55	23.78	-4.23	21.40	29.78	-8.38
5300	18.960	16.83	15.92	-	-	19.39	23.78	-4.38	21.24	29.78	-8.54
5320	18.960	16.18	15.31	-	-	18.76	23.78	-5.02	20.61	29.78	-9.17

Table 308 - ISED Maximum Conducted (average) Output Power Results



Test Configuration			
Frequency Range:	5.250-5.350 GHz	Band:	U-NII-2A
Limit Clause(s):	15.407 (a)(2) RSS-247 6.2.2.1	Test Method(s):	Refer to Test Method
Additional Reference(s):	662911 D01 v02r01 F)2)d)(ii), 662911 D01 v02r01 E)1)		

DUT Configuration			
Mode:	802.11ax HE40 SU	Duty Cycle (%):	96.1
Modulation Coding Scheme:	MCS2x2	DCCF (dB):	-
Antenna Configuration:	MIMO SDM	Peak Antenna Gain (dBi):	1.85
Active Port(s):	A+B (5GHz Core 0 + 5GHz Core 1)	Active Chain(s):	0+1

Test Frequency (MHz)	Minimum 26 dB Bandwidth (MHz)	Maximum Conducted Output Power (dBm)					Limit (dBm)	Margin (dB)
		A	B	C	D	Σ		
5270	40.680	19.22	18.45	-	-	21.86	24.00	-2.14
5310	40.440	13.71	13.02	-	-	16.39	24.00	-7.61

Table 309 - FCC Maximum Conducted (average) Output Power Results

Test Frequency (MHz)	Minimum 99% OBW (MHz)	Maximum Conducted Output Power (dBm)					Limit (dBm)	Margin (dB)	EIRP (dBm)	EIRP Limit (dBm)	EIRP Margin (dB)
		A	B	C	D	Σ					
5270	37.680	19.22	18.45	-	-	21.86	24.00	-2.14	23.70	30.00	-6.30
5310	37.560	13.71	13.02	-	-	16.39	24.00	-7.61	18.23	30.00	-11.77

Table 310 - ISED Maximum Conducted (average) Output Power Results



Test Configuration			
Frequency Range:	5.250-5.350 GHz	Band:	U-NII-2A
Limit Clause(s):	15.407 (a)(2) RSS-247 6.2.2.1	Test Method(s):	Refer to Test Method
Additional Reference(s):	662911 D01 v02r01 F)2)d)(ii), 662911 D01 v02r01 E)1)		

DUT Configuration			
Mode:	802.11ax HE80 SU	Duty Cycle (%):	96.0
Modulation Coding Scheme:	MCS2x2	DCCF (dB):	-
Antenna Configuration:	MIMO SDM	Peak Antenna Gain (dBi):	1.85
Active Port(s):	A+B (5GHz Core 0 + 5GHz Core 1)	Active Chain(s):	0+1

Test Frequency (MHz)	Minimum 26 dB Bandwidth (MHz)	Maximum Conducted Output Power (dBm)					Limit (dBm)	Margin (dB)
		A	B	C	D	Σ		
5290	82.500	12.89	11.74	-	-	15.36	24.00	-8.64

Table 311 - FCC Maximum Conducted (average) Output Power Results

Test Frequency (MHz)	Minimum 99% OBW (MHz)	Maximum Conducted Output Power (dBm)					Limit (dBm)	Margin (dB)	EIRP (dBm)	EIRP Limit (dBm)	EIRP Margin (dB)
		A	B	C	D	Σ					
5290	77.000	12.89	11.74	-	-	15.36	24.00	-8.64	17.21	30.00	-12.79

Table 312 - ISED Maximum Conducted (average) Output Power Results



Test Configuration			
Frequency Range:	5.470-5.725 GHz	Band:	U-NII-2C
Limit Clause(s):	15.407 (a)(2) RSS-247 6.2.3.1	Test Method(s):	Refer to Test Method
Additional Reference(s):	662911 D01 v02r01 F)2)d)(ii), 662911 D01 v02r01 E)1)		
Note(s):	Straddle channel power was measured using the appropriate SA test method. DCCF was added to the spectrum analyser reference level offset.		

DUT Configuration			
Mode:	802.11n HT20	Duty Cycle (%):	94.6
Modulation Coding Scheme:	MCS10	DCCF (dB):	0.24
Antenna Configuration:	MIMO SDM	Peak Antenna Gain (dBi):	2.38
Active Port(s):	A+B (5GHz Core 0 + 5GHz Core 1)	Active Chain(s):	0+1

Test Frequency (MHz)	Minimum 26 dB Bandwidth (MHz)	Maximum Conducted Output Power (dBm)					Limit (dBm)	Margin (dB)
		A	B	C	D	Σ		
5500	21.000	15.40	14.47	-	-	17.96	24.00	-6.04
5600	21.120	16.74	16.75	-	-	19.75	24.00	-4.25
5720	15.500	16.12	15.85	-	-	19.00	22.90	-3.90

Table 313 - FCC Maximum Conducted (average) Output Power Results

Test Frequency (MHz)	Minimum 99% OBW (MHz)	Maximum Conducted Output Power (dBm)					Limit (dBm)	Margin (dB)	EIRP (dBm)	EIRP Limit (dBm)	EIRP Margin (dB)
		A	B	C	D	Σ					
5500	17.760	15.40	14.47	-	-	17.96	23.49	-5.53	20.34	29.49	-9.15
5600	17.700	16.74	16.75	-	-	19.75	23.48	-3.73	22.13	29.48	-7.35
5720	13.700	16.12	15.85	-	-	19.00	22.37	-3.37	21.38	28.37	-6.99

Table 314 - ISED Maximum Conducted (average) Output Power Results



Test Configuration			
Frequency Range:	5.470-5.725 GHz	Band:	U-NII-2C
Limit Clause(s):	15.407 (a)(2) RSS-247 6.2.3.1	Test Method(s):	Refer to Test Method
Additional Reference(s):	662911 D01 v02r01 F)2)d)(ii), 662911 D01 v02r01 E)1)		
Note(s):	Straddle channel power was measured using the appropriate SA test method. DCCF was added to the spectrum analyser reference level offset.		

DUT Configuration			
Mode:	802.11n HT40	Duty Cycle (%):	90.8
Modulation Coding Scheme:	MCS10	DCCF (dB):	0.42
Antenna Configuration:	MIMO SDM	Peak Antenna Gain (dBi):	2.38
Active Port(s):	A+B (5GHz Core 0 + 5GHz Core 1)	Active Chain(s):	0+1

Test Frequency (MHz)	Minimum 26 dB Bandwidth (MHz)	Maximum Conducted Output Power (dBm)					Limit (dBm)	Margin (dB)
		A	B	C	D	Σ		
5510	40.100	13.44	12.80	-	-	16.12	24.00	-7.88
5590	40.400	19.35	19.33	-	-	22.33	24.00	-1.67
5710	35.300	19.17	19.05	-	-	22.12	24.00	-1.88

Table 315 - FCC Maximum Conducted (average) Output Power Results

Test Frequency (MHz)	Minimum 99% OBW (MHz)	Maximum Conducted Output Power (dBm)					Limit (dBm)	Margin (dB)	EIRP (dBm)	EIRP Limit (dBm)	EIRP Margin (dB)
		A	B	C	D	Σ					
5510	36.200	13.44	12.80	-	-	16.12	24.00	-7.88	18.50	30.00	-11.50
5590	36.300	19.35	19.33	-	-	22.33	24.00	-1.67	24.71	30.00	-5.29
5710	32.800	19.17	19.05	-	-	22.12	24.00	-1.88	24.50	30.00	-5.50

Table 316 - ISED Maximum Conducted (average) Output Power Results



Test Configuration			
Frequency Range:	5.470-5.725 GHz	Band:	U-NII-2C
Limit Clause(s):	15.407 (a)(2) RSS-247 6.2.3.1	Test Method(s):	Refer to Test Method
Additional Reference(s):	662911 D01 v02r01 F)2)d)(ii), 662911 D01 v02r01 E)1)		
Note(s):	Straddle channel power was measured using the appropriate SA test method. DCCF was added to the spectrum analyser reference level offset.		

DUT Configuration			
Mode:	802.11ac VHT80	Duty Cycle (%):	85.7
Modulation Coding Scheme:	MCS2x2	DCCF (dB):	0.67
Antenna Configuration:	MIMO SDM	Peak Antenna Gain (dBi):	2.38
Active Port(s):	A+B (5GHz Core 0 + 5GHz Core 1)	Active Chain(s):	0+1

Test Frequency (MHz)	Minimum 26 dB Bandwidth (MHz)	Maximum Conducted Output Power (dBm)					Limit (dBm)	Margin (dB)
		A	B	C	D	Σ		
5530	81.840	12.16	12.03	-	-	15.10	24.00	-8.90
5610	81.620	18.39	17.94	-	-	21.18	24.00	-2.82
5690	75.700	19.58	19.47	-	-	22.53	24.00	-1.47

Table 317 - FCC Maximum Conducted (average) Output Power Results

Test Frequency (MHz)	Minimum 99% OBW (MHz)	Maximum Conducted Output Power (dBm)					Limit (dBm)	Margin (dB)	EIRP (dBm)	EIRP Limit (dBm)	EIRP Margin (dB)
		A	B	C	D	Σ					
5530	75.680	12.16	12.03	-	-	15.10	24.00	-8.90	17.48	30.00	-12.52
5610	75.680	18.39	17.94	-	-	21.18	24.00	-2.82	23.56	30.00	-6.44
5690	72.180	19.58	19.47	-	-	22.53	24.00	-1.47	24.91	30.00	-5.09

Table 318 - ISED Maximum Conducted (average) Output Power Results



Test Configuration			
Frequency Range:	5.470-5.725 GHz	Band:	U-NII-2C
Limit Clause(s):	15.407 (a)(2) RSS-247 6.2.3.1	Test Method(s):	Refer to Test Method
Additional Reference(s):	662911 D01 v02r01 F)2)d)(ii), 662911 D01 v02r01 E)1)		
Note(s):	Straddle channel power was measured using the appropriate SA test method. DCCF was added to the spectrum analyser reference level offset.		

DUT Configuration			
Mode:	802.11ax HE20 SU	Duty Cycle (%):	96.1
Modulation Coding Scheme:	MCS2x2	DCCF (dB):	0.17
Antenna Configuration:	MIMO SDM	Peak Antenna Gain (dBi):	2.38
Active Port(s):	A+B (5GHz Core 0 + 5GHz Core 1)	Active Chain(s):	0+1

Test Frequency (MHz)	Minimum 26 dB Bandwidth (MHz)	Maximum Conducted Output Power (dBm)					Limit (dBm)	Margin (dB)
		A	B	C	D	Σ		
5500	21.000	15.50	14.61	-	-	18.08	24.00	-5.92
5600	21.060	16.93	16.69	-	-	19.82	24.00	-4.18
5720	15.560	15.69	15.49	-	-	18.60	22.92	-4.32

Table 319 - FCC Maximum Conducted (average) Output Power Results

Test Frequency (MHz)	Minimum 99% OBW (MHz)	Maximum Conducted Output Power (dBm)					Limit (dBm)	Margin (dB)	EIRP (dBm)	EIRP Limit (dBm)	EIRP Margin (dB)
		A	B	C	D	Σ					
5500	18.960	15.50	14.61	-	-	18.08	23.78	-5.70	20.46	29.78	-9.32
5600	18.900	16.93	16.69	-	-	19.82	23.76	-3.94	22.20	29.76	-7.56
5720	14.360	15.69	15.49	-	-	18.60	22.57	-3.97	20.98	28.57	-7.59

Table 320 - ISED Maximum Conducted (average) Output Power Results



Test Configuration			
Frequency Range:	5.470-5.725 GHz	Band:	U-NII-2C
Limit Clause(s):	15.407 (a)(2) RSS-247 6.2.3.1	Test Method(s):	Refer to Test Method
Additional Reference(s):	662911 D01 v02r01 F)2)d)(ii), 662911 D01 v02r01 E)1)		
Note(s):	Straddle channel power was measured using the appropriate SA test method. DCCF was added to the spectrum analyser reference level offset.		

DUT Configuration			
Mode:	802.11ax HE40 SU	Duty Cycle (%):	96.1
Modulation Coding Scheme:	MCS2x2	DCCF (dB):	0.17
Antenna Configuration:	MIMO SDM	Peak Antenna Gain (dBi):	2.38
Active Port(s):	A+B (5GHz Core 0 + 5GHz Core 1)	Active Chain(s):	0+1

Test Frequency (MHz)	Minimum 26 dB Bandwidth (MHz)	Maximum Conducted Output Power (dBm)					Limit (dBm)	Margin (dB)
		A	B	C	D	Σ		
5510	40.560	12.75	12.26	-	-	15.51	24.00	-8.49
5590	40.680	19.12	19.19	-	-	22.17	24.00	-1.83
5710	35.280	18.90	18.96	-	-	21.94	24.00	-2.06

Table 321 - FCC Maximum Conducted (average) Output Power Results

Test Frequency (MHz)	Minimum 99% OBW (MHz)	Maximum Conducted Output Power (dBm)					Limit (dBm)	Margin (dB)	EIRP (dBm)	EIRP Limit (dBm)	EIRP Margin (dB)
		A	B	C	D	Σ					
5510	37.560	12.75	12.26	-	-	15.51	24.00	-8.49	17.89	30.00	-12.11
5590	37.680	19.12	19.19	-	-	22.17	24.00	-1.83	24.55	30.00	-5.45
5710	33.480	18.90	18.96	-	-	21.94	24.00	-2.06	24.32	30.00	-5.68

Table 322 - ISED Maximum Conducted (average) Output Power Results



Test Configuration			
Frequency Range:	5.470-5.725 GHz	Band:	U-NII-2C
Limit Clause(s):	15.407 (a)(2) RSS-247 6.2.3.1	Test Method(s):	Refer to Test Method
Additional Reference(s):	662911 D01 v02r01 F)2)d)(ii), 662911 D01 v02r01 E)1)		
Note(s):	Straddle channel power was measured using the appropriate SA test method. DCCF was added to the spectrum analyser reference level offset.		

DUT Configuration			
Mode:	802.11ax HE80 SU	Duty Cycle (%):	96.0
Modulation Coding Scheme:	MCS2x2	DCCF (dB):	0.18
Antenna Configuration:	MIMO SDM	Peak Antenna Gain (dBi):	2.38
Active Port(s):	A+B (5GHz Core 0 + 5GHz Core 1)	Active Chain(s):	0+1

Test Frequency (MHz)	Minimum 26 dB Bandwidth (MHz)	Maximum Conducted Output Power (dBm)					Limit (dBm)	Margin (dB)
		A	B	C	D	Σ		
5530	82.280	12.18	12.05	-	-	15.13	24.00	-8.87
5610	82.500	18.35	18.14	-	-	21.26	24.00	-2.74
5690	76.800	19.55	19.45	-	-	22.51	24.00	-1.49

Table 323 - FCC Maximum Conducted (average) Output Power Results

Test Frequency (MHz)	Minimum 99% OBW (MHz)	Maximum Conducted Output Power (dBm)					Limit (dBm)	Margin (dB)	EIRP (dBm)	EIRP Limit (dBm)	EIRP Margin (dB)
		A	B	C	D	Σ					
5530	77.000	12.18	12.05	-	-	15.13	24.00	-8.87	17.51	30.00	-12.49
5610	77.000	18.35	18.14	-	-	21.26	24.00	-2.74	23.64	30.00	-6.36
5690	73.060	19.55	19.45	-	-	22.51	24.00	-1.49	24.89	30.00	-5.11

Table 324 - ISED Maximum Conducted (average) Output Power Results



Test Configuration			
Frequency Range:	5.725-5.850 GHz	Band:	U-NII-3
Limit Clause(s):	15.407 (a)(3) RSS-247 6.2.4.1	Test Method(s):	Refer to Test Method
Additional Reference(s):	662911 D01 v02r01 F)2)d)(ii), 662911 D01 v02r01 E)1)		
Note(s):	Straddle channel power was measured using the appropriate SA test method. DCCF was added to the spectrum analyser reference level offset.		

DUT Configuration			
Mode:	802.11n HT20	Duty Cycle (%):	94.6
Modulation Coding Scheme:	MCS10	DCCF (dB):	0.24
Antenna Configuration:	MIMO SDM	Peak Antenna Gain (dBi):	2.47
Active Port(s):	A+B (5GHz Core 0 + 5GHz Core 1)	Active Chain(s):	0+1

Test Frequency (MHz)	Maximum Conducted Output Power (dBm)					Limit (dBm)	Margin (dB)
	A	B	C	D	Σ		
5720	9.47	9.19	-	-	12.34	30.00	-17.66
5745	19.77	19.67	-	-	22.72	30.00	-7.28
5785	19.86	19.67	-	-	22.77	30.00	-7.23
5825	19.54	19.72	-	-	22.63	30.00	-7.37

Table 325 - Maximum Conducted (average) Output Power Results

Test Configuration			
Frequency Range:	5.725-5.850 GHz	Band:	U-NII-3
Limit Clause(s):	15.407 (a)(3) RSS-247 6.2.4.1	Test Method(s):	Refer to Test Method
Additional Reference(s):	662911 D01 v02r01 F)2)d)(ii), 662911 D01 v02r01 E)1)		
Note(s):	Straddle channel power was measured using the appropriate SA test method. DCCF was added to the spectrum analyser reference level offset.		

DUT Configuration			
Mode:	802.11n HT40	Duty Cycle (%):	90.8
Modulation Coding Scheme:	MCS10	DCCF (dB):	0.42
Antenna Configuration:	MIMO SDM	Peak Antenna Gain (dBi):	2.47
Active Port(s):	A+B (5GHz Core 0 + 5GHz Core 1)	Active Chain(s):	0+1

Test Frequency (MHz)	Maximum Conducted Output Power (dBm)					Limit (dBm)	Margin (dB)
	A	B	C	D	Σ		
5710	8.03	7.80	-	-	10.93	30.00	-19.07
5755	19.82	19.92	-	-	22.87	30.00	-7.13
5795	19.98	19.94	-	-	22.96	30.00	-7.04

Table 326 - Maximum Conducted (average) Output Power Results



Test Configuration			
Frequency Range:	5.725-5.850 GHz	Band:	U-NII-3
Limit Clause(s):	15.407 (a)(3) RSS-247 6.2.4.1	Test Method(s):	Refer to Test Method
Additional Reference(s):	662911 D01 v02r01 F)2)d)(ii), 662911 D01 v02r01 E)1)		
Note(s):	Straddle channel power was measured using the appropriate SA test method. DCCF was added to the spectrum analyser reference level offset.		

DUT Configuration			
Mode:	802.11ac VHT80	Duty Cycle (%):	85.9
Modulation Coding Scheme:	MCS2x2	DCCF (dB):	0.66
Antenna Configuration:	MIMO SDM	Peak Antenna Gain (dBi):	2.47
Active Port(s):	A+B (5GHz Core 0 + 5GHz Core 1)	Active Chain(s):	0+1

Test Frequency (MHz)	Maximum Conducted Output Power (dBm)					Limit (dBm)	Margin (dB)
	A	B	C	D	Σ		
5690	5.63	5.58	-	-	8.62	30.00	-21.38
5775	17.65	17.63	-	-	20.65	30.00	-9.35

Table 327 - Maximum Conducted (average) Output Power Results

Test Configuration			
Frequency Range:	5.725-5.850 GHz	Band:	U-NII-3
Limit Clause(s):	15.407 (a)(3) RSS-247 6.2.4.1	Test Method(s):	Refer to Test Method
Additional Reference(s):	662911 D01 v02r01 F)2)d)(ii), 662911 D01 v02r01 E)1)		
Note(s):	Straddle channel power was measured using the appropriate SA test method. DCCF was added to the spectrum analyser reference level offset.		

DUT Configuration			
Mode:	802.11ax HE20 SU	Duty Cycle (%):	96.1
Modulation Coding Scheme:	MCS2x2	DCCF (dB):	0.17
Antenna Configuration:	MIMO SDM	Peak Antenna Gain (dBi):	2.47
Active Port(s):	A+B (5GHz Core 0 + 5GHz Core 1)	Active Chain(s):	0+1

Test Frequency (MHz)	Maximum Conducted Output Power (dBm)					Limit (dBm)	Margin (dB)
	A	B	C	D	Σ		
5720	9.67	9.47	-	-	12.58	30.00	-17.42
5745	19.87	19.61	-	-	22.75	30.00	-7.25
5785	19.76	19.70	-	-	22.73	30.00	-7.27
5825	19.76	19.77	-	-	22.77	30.00	-7.23

Table 328 - Maximum Conducted (average) Output Power Results



Test Configuration			
Frequency Range:	5.725-5.850 GHz	Band:	U-NII-3
Limit Clause(s):	15.407 (a)(3) RSS-247 6.2.4.1	Test Method(s):	Refer to Test Method
Additional Reference(s):	662911 D01 v02r01 F)2)d)(ii), 662911 D01 v02r01 E)1)		
Note(s):	Straddle channel power was measured using the appropriate SA test method. DCCF was added to the spectrum analyser reference level offset.		

DUT Configuration			
Mode:	802.11ax HE40 SU	Duty Cycle (%):	96.1
Modulation Coding Scheme:	MCS2x2	DCCF (dB):	0.17
Antenna Configuration:	MIMO SDM	Peak Antenna Gain (dBi):	2.47
Active Port(s):	A+B (5GHz Core 0 + 5GHz Core 1)	Active Chain(s):	0+1

Test Frequency (MHz)	Maximum Conducted Output Power (dBm)					Limit (dBm)	Margin (dB)
	A	B	C	D	Σ		
5710	8.20	8.37	-	-	11.30	30.00	-18.70
5755	19.90	19.76	-	-	22.84	30.00	-7.16
5795	19.73	19.86	-	-	22.80	30.00	-7.20

Table 329 - Maximum Conducted (average) Output Power Results

Test Configuration			
Frequency Range:	5.725-5.850 GHz	Band:	U-NII-3
Limit Clause(s):	15.407 (a)(3) RSS-247 6.2.4.1	Test Method(s):	Refer to Test Method
Additional Reference(s):	662911 D01 v02r01 F)2)d)(ii), 662911 D01 v02r01 E)1)		
Note(s):	Straddle channel power was measured using the appropriate SA test method. DCCF was added to the spectrum analyser reference level offset.		

DUT Configuration			
Mode:	802.11ax HE80 SU	Duty Cycle (%):	95.9
Modulation Coding Scheme:	MCS2x2	DCCF (dB):	0.18
Antenna Configuration:	MIMO SDM	Peak Antenna Gain (dBi):	2.47
Active Port(s):	A+B (5GHz Core 0 + 5GHz Core 1)	Active Chain(s):	0+1

Test Frequency (MHz)	Maximum Conducted Output Power (dBm)					Limit (dBm)	Margin (dB)
	A	B	C	D	Σ		
5690	5.62	5.63	-	-	8.63	30.00	-21.37
5775	17.92	17.85	-	-	20.89	30.00	-9.11

Table 330 - Maximum Conducted (average) Output Power Results



FCC 47 CFR Part 15E, Limit Clause 15.407(a)

Condition of Operation	Frequency Range (MHz)			
	5150-5250	5250-5350	5470-5725	5725-5850
Max Conducted TX Power	30 dBm (1W) for master device 24 dBm (250 mW) for client device	24 dBm (250 mW) or 11 dBm + 10 Log B, whichever is lower (B = 26 dB emission BW)		30 dBm (1 W)
Max EIRP	4W (36 dBm) with 6 dBi antenna 200 W (53 dBm) for fixed P-t-P application with 23 dBi antenna Additional rule for outdoor operation: Max_EIRP < 125 mW (21 dBm) at any elevation angle > 30° from horizon.	1 W (30 dBm) with 6 dBi antenna		4 W (36 dBm) with 6 dBi antenna. No EIRP limit for fixed P-t-P application (i.e. no antenna gain limit)

Table 331

ISED RSS-247, Limit Clause 6.2.1.1, 6.2.2.1, 6.2.3.1 and 6.2.4.1

Device	Frequency Range (MHz)			
	5150-5250	5250-5350	5470-5725	5725-5850
OEM installed in vehicles	30 mW or $1.76 + 10 \log_{10}B$, dBm (EIRP); whichever is less	30 mW or $1.76 + 10 \log_{10}B$, dBm (EIRP); whichever is less	-	-
Other	200 mW or $10 + 10 \log_{10}B$ dBm (EIRP); whichever is less	250 mW or $11 + 10 \log_{10}B$; whichever is less 1.0 W or $17 + 10 \log_{10}B$ dBm EIRP; whichever is less	250 mW or $11 + 10 \log_{10}B$; whichever is less 1.0 W or $17 + 10 \log_{10}B$ dBm EIRP; whichever is less	1W 4W EIRP

Table 332



2.3.7 Test Location and Test Equipment Used

This test was carried out in RF Laboratory 1.

Instrument	Manufacturer	Type No.	TE No.	Calibration Period (months)	Calibration Expiry Date
Multimeter	Fluke	79 Series III	611	12	21-Dec-2022
Hygrometer	Rotronic	I-1000	3220	12	05-Nov-2022
AC Programmable Power Supply	iTech	IT7324	5225	-	O/P Mon
Signal Conditioning Unit	TUV SUD	SPECTRUM SCU001	5546	12	06-Apr-2023
USB Power Sensor	Boonton	RTP5008	5820	12	06-Apr-2023
USB Power Sensor	Boonton	RTP5008	5831	12	06-Apr-2023

Table 333

O/P Mon – Output Monitored using calibrated equipment



2.4 Maximum Conducted Power Spectral Density

2.4.1 Specification Reference

FCC 47 CFR Part 15E, Clause 15.407 (a)
ISED RSS-247, Clause 6.2

2.4.2 Equipment Under Test and Modification State

A2843, S/N: CVP4VD6WJV - Modification State 0

2.4.3 Date of Test

03-August-2022

2.4.4 Test Method

The test was performed in accordance with ANSI C63.10 2013, clause 12.5 for FCC testing and ANSI C63.10 2020, clause 12.6 for ISED testing.

Where the EUT duty cycle was < 98 % and repeatable within 2 %, the spectrum analyser was set to trace (power) averaging and a duty cycle correction was added as calculated in the result tables below (Method SA-2). Where the duty cycle was = 98 % the spectrum analyser was set to trace (power) averaging and no duty cycle correction made (Method SA-1). In all other cases the spectrum analyser trace was set to max hold (Method SA-3).

Results for the U-NII-3 band were measured in a narrower bandwidth and integrated over 500 kHz using the spectrum analyzers channel power integration function.

The output power was verified as being the same from each transmit core (within negligible tolerances), but the antenna gains were not identical. Therefore, the modes reported for SISO are those giving the highest EIRP and/or lowest conducted limit based on the antenna giving highest gain.

MIMO output port summing was performed in accordance with KDB 662911 D01:

For the CDD results the Directional Gain was calculated in accordance with the equation given in clause F)2)f)(ii) summed for a single spatial stream.

For SDM modes Directional Gain was calculated in accordance with clause F)2)d)(ii).

2.4.5 Environmental Conditions

Ambient Temperature	23.7 °C
Relative Humidity	59.5 %



2.4.6 Test Results

5 GHz WLAN

SISO

Test Configuration			
Frequency Range:	5.150-5.250 GHz	Band:	U-NII-1
Limit Clause(s):	15.407 (a)(1)(iv)	Test Method(s):	Refer to Test Method
Additional Reference(s):	-		
Note(s):	DCCF was added to the spectrum analyser reference level offset.		

DUT Configuration			
Mode:	802.11a	Duty Cycle (%):	98.2
Data Rate:	12 Mbps	DCCF (dB):	0.08
Antenna Configuration:	SISO	Peak Antenna Gain (dBi):	0.57
Active Port(s):	B (5GHz Core 1)	Active Chain(s):	1

Test Frequency (MHz)	PSD (dBm / MHz)					Limit (dBm / MHz)	Margin (dB)
	A	B	C	D	Σ		
5180	-	6.97	-	-	-	11.00	-4.03
5220	-	9.86	-	-	-	11.00	-1.14
5240	-	9.71	-	-	-	11.00	-1.29

Table 334 - FCC Maximum Power Spectral Density Results



Test Configuration			
Frequency Range:	5.150-5.250 GHz	Band:	U-NII-1
Limit Clause(s):	RSS-247 6.2.1.1	Test Method(s):	Refer to Test Method
Additional Reference(s):	-		
Note(s):	DCCF was added to the spectrum analyser reference level offset.		

DUT Configuration			
Mode:	802.11a	Duty Cycle (%):	97.8
Data Rate:	12 Mbps	DCCF (dB):	0.10
Antenna Configuration:	SISO	Peak Antenna Gain (dBi):	0.57
Active Port(s):	B (5GHz Core 1)	Active Chain(s):	1

Test Frequency (MHz)	PSD (dBm / MHz)					EIRP (dBm)	EIRP Limit (dBm)	EIRP Margin (dB)
	A	B	C	D	Σ			
5180	-	6.75	-	-	-	7.32	10.00	-2.68
5220	-	8.08	-	-	-	8.65	10.00	-1.35
5240	-	8.26	-	-	-	8.83	10.00	-1.17

Table 335 - ISED Maximum Power Spectral Density Results

Test Configuration			
Frequency Range:	5.150-5.250 GHz	Band:	U-NII-1
Limit Clause(s):	15.407 (a)(1)(iv)	Test Method(s):	Refer to Test Method
Additional Reference(s):	-		
Note(s):	DCCF was added to the spectrum analyser reference level offset.		

DUT Configuration			
Mode:	802.11n HT20	Duty Cycle (%):	96.8
Modulation Coding Scheme:	MCS2	DCCF (dB):	0.14
Antenna Configuration:	SISO	Peak Antenna Gain (dBi):	0.57
Active Port(s):	B (5GHz Core 1)	Active Chain(s):	1

Test Frequency (MHz)	PSD (dBm / MHz)					Limit (dBm / MHz)	Margin (dB)
	A	B	C	D	Σ		
5180	-	6.50	-	-	-	11.00	-4.50
5220	-	9.62	-	-	-	11.00	-1.38
5240	-	9.74	-	-	-	11.00	-1.26

Table 336 - FCC Maximum Power Spectral Density Results



Test Configuration			
Frequency Range:	5.150-5.250 GHz	Band:	U-NII-1
Limit Clause(s):	RSS-247 6.2.1.1	Test Method(s):	Refer to Test Method
Additional Reference(s):	-		
Note(s):	DCCF was added to the spectrum analyser reference level offset.		

DUT Configuration			
Mode:	802.11n HT20	Duty Cycle (%):	97.3
Modulation Coding Scheme:	MCS2	DCCF (dB):	0.12
Antenna Configuration:	SISO	Peak Antenna Gain (dBi):	0.57
Active Port(s):	B (5GHz Core 1)	Active Chain(s):	1

Test Frequency (MHz)	PSD (dBm / MHz)					EIRP (dBm)	EIRP Limit (dBm)	EIRP Margin (dB)
	A	B	C	D	Σ			
5180	-	6.32	-	-	-	6.89	10.00	-3.11
5220	-	7.81	-	-	-	8.38	10.00	-1.62
5240	-	8.19	-	-	-	8.76	10.00	-1.24

Table 337 - ISED Maximum Power Spectral Density Results

Test Configuration			
Frequency Range:	5.150-5.250 GHz	Band:	U-NII-1
Limit Clause(s):	15.407 (a)(1)(iv)	Test Method(s):	Refer to Test Method
Additional Reference(s):	-		
Note(s):	DCCF was added to the spectrum analyser reference level offset.		

DUT Configuration			
Mode:	802.11n HT40	Duty Cycle (%):	94.4
Modulation Coding Scheme:	MCS2	DCCF (dB):	0.25
Antenna Configuration:	SISO	Peak Antenna Gain (dBi):	0.57
Active Port(s):	B (5GHz Core 1)	Active Chain(s):	1

Test Frequency (MHz)	PSD (dBm / MHz)					Limit (dBm / MHz)	Margin (dB)
	A	B	C	D	Σ		
5190	-	2.69	-	-	-	11.00	-8.31
5230	-	7.23	-	-	-	11.00	-3.77

Table 338 - FCC Maximum Power Spectral Density Results



Test Configuration			
Frequency Range:	5.150-5.250 GHz	Band:	U-NII-1
Limit Clause(s):	RSS-247 6.2.1.1	Test Method(s):	Refer to Test Method
Additional Reference(s):	-		
Note(s):	DCCF was added to the spectrum analyser reference level offset.		

DUT Configuration			
Mode:	802.11n HT40	Duty Cycle (%):	94.4
Modulation Coding Scheme:	MCS2	DCCF (dB):	0.25
Antenna Configuration:	SISO	Peak Antenna Gain (dBi):	0.57
Active Port(s):	B (5GHz Core 1)	Active Chain(s):	1

Test Frequency (MHz)	PSD (dBm / MHz)					EIRP (dBm)	EIRP Limit (dBm)	EIRP Margin (dB)
	A	B	C	D	Σ			
5190	-	2.75	-	-	-	3.32	10.00	-6.68
5230	-	6.67	-	-	-	7.24	10.00	-2.76

Table 339 - ISED Maximum Power Spectral Density Results

Test Configuration			
Frequency Range:	5.150-5.250 GHz	Band:	U-NII-1
Limit Clause(s):	15.407 (a)(1)(iv)	Test Method(s):	Refer to Test Method
Additional Reference(s):	-		
Note(s):	DCCF was added to the spectrum analyser reference level offset.		

DUT Configuration			
Mode:	802.11ac VHT80	Duty Cycle (%):	90.3
Modulation Coding Scheme:	MCS2x1	DCCF (dB):	0.44
Antenna Configuration:	SISO	Peak Antenna Gain (dBi):	0.57
Active Port(s):	B (5GHz Core 1)	Active Chain(s):	1

Test Frequency (MHz)	PSD (dBm / MHz)					Limit (dBm / MHz)	Margin (dB)
	A	B	C	D	Σ		
5210	-	-1.28	-	-	-	11.00	-12.28

Table 340 - FCC Maximum Power Spectral Density Results



Test Configuration			
Frequency Range:	5.150-5.250 GHz	Band:	U-NII-1
Limit Clause(s):	RSS-247 6.2.1.1	Test Method(s):	Refer to Test Method
Additional Reference(s):	-		
Note(s):	DCCF was added to the spectrum analyser reference level offset.		

DUT Configuration			
Mode:	802.11ac VHT80	Duty Cycle (%):	90.3
Modulation Coding Scheme:	MCS2x1	DCCF (dB):	0.44
Antenna Configuration:	SISO	Peak Antenna Gain (dBi):	0.57
Active Port(s):	B (5GHz Core 1)	Active Chain(s):	1

Test Frequency (MHz)	PSD (dBm / MHz)					EIRP (dBm)	EIRP Limit (dBm)	EIRP Margin (dB)
	A	B	C	D	Σ			
5210	-	-1.00	-	-	-	-0.43	10.00	-10.43

Table 341 - ISED Maximum Power Spectral Density Results

Test Configuration			
Frequency Range:	5.150-5.250 GHz	Band:	U-NII-1
Limit Clause(s):	15.407 (a)(1)(iv)	Test Method(s):	Refer to Test Method
Additional Reference(s):	-		
Note(s):	DCCF was added to the spectrum analyser reference level offset.		

DUT Configuration			
Mode:	802.11ax HE20 SU	Duty Cycle (%):	96.1
Modulation Coding Scheme:	MCS2x1	DCCF (dB):	0.17
Antenna Configuration:	SISO	Peak Antenna Gain (dBi):	0.57
Active Port(s):	B (5GHz Core 1)	Active Chain(s):	1

Test Frequency (MHz)	PSD (dBm / MHz)					Limit (dBm / MHz)	Margin (dB)
	A	B	C	D	Σ		
5180	-	5.65	-	-	-	11.00	-5.35
5220	-	9.04	-	-	-	11.00	-1.96
5240	-	9.70	-	-	-	11.00	-1.30

Table 342 - FCC Maximum Power Spectral Density Results



Test Configuration			
Frequency Range:	5.150-5.250 GHz	Band:	U-NII-1
Limit Clause(s):	RSS-247 6.2.1.1	Test Method(s):	Refer to Test Method
Additional Reference(s):	-		
Note(s):	DCCF was added to the spectrum analyser reference level offset.		

DUT Configuration			
Mode:	802.11ax HE20 SU	Duty Cycle (%):	96.1
Modulation Coding Scheme:	MCS2x1	DCCF (dB):	0.17
Antenna Configuration:	SISO	Peak Antenna Gain (dBi):	0.57
Active Port(s):	B (5GHz Core 1)	Active Chain(s):	1

Test Frequency (MHz)	PSD (dBm / MHz)					EIRP (dBm)	EIRP Limit (dBm)	EIRP Margin (dB)
	A	B	C	D	Σ			
5180	-	5.97	-	-	-	6.54	10.00	-3.46
5220	-	7.44	-	-	-	8.01	10.00	-1.99
5240	-	7.83	-	-	-	8.40	10.00	-1.60

Table 343 - ISED Maximum Power Spectral Density Results

Test Configuration			
Frequency Range:	5.150-5.250 GHz	Band:	U-NII-1
Limit Clause(s):	15.407 (a)(1)(iv)	Test Method(s):	Refer to Test Method
Additional Reference(s):	-		
Note(s):	DCCF was added to the spectrum analyser reference level offset.		

DUT Configuration			
Mode:	802.11ax HE40 SU	Duty Cycle (%):	96.1
Modulation Coding Scheme:	MCS2x1	DCCF (dB):	0.17
Antenna Configuration:	SISO	Peak Antenna Gain (dBi):	0.57
Active Port(s):	B (5GHz Core 1)	Active Chain(s):	1

Test Frequency (MHz)	PSD (dBm / MHz)					Limit (dBm / MHz)	Margin (dB)
	A	B	C	D	Σ		
5190	-	1.81	-	-	-	11.00	-9.19
5230	-	6.66	-	-	-	11.00	-4.34

Table 344 - FCC Maximum Power Spectral Density Results



Test Configuration			
Frequency Range:	5.150-5.250 GHz	Band:	U-NII-1
Limit Clause(s):	RSS-247 6.2.1.1	Test Method(s):	Refer to Test Method
Additional Reference(s):	-		
Note(s):	DCCF was added to the spectrum analyser reference level offset.		

DUT Configuration			
Mode:	802.11ax HE40 SU	Duty Cycle (%):	96.1
Modulation Coding Scheme:	MCS2x1	DCCF (dB):	0.17
Antenna Configuration:	SISO	Peak Antenna Gain (dBi):	0.57
Active Port(s):	B (5GHz Core 1)	Active Chain(s):	1

Test Frequency (MHz)	PSD (dBm / MHz)					EIRP (dBm)	EIRP Limit (dBm)	EIRP Margin (dB)
	A	B	C	D	Σ			
5190	-	2.25	-	-	-	2.82	10.00	-7.18
5230	-	6.57	-	-	-	7.14	10.00	-2.86

Table 345 - ISED Maximum Power Spectral Density Results

Test Configuration			
Frequency Range:	5.150-5.250 GHz	Band:	U-NII-1
Limit Clause(s):	15.407 (a)(1)(iv)	Test Method(s):	Refer to Test Method
Additional Reference(s):	-		
Note(s):	DCCF was added to the spectrum analyser reference level offset.		

DUT Configuration			
Mode:	802.11ax HE80 SU	Duty Cycle (%):	96.0
Modulation Coding Scheme:	MCS2x1	DCCF (dB):	0.18
Antenna Configuration:	SISO	Peak Antenna Gain (dBi):	0.57
Active Port(s):	B (5GHz Core 1)	Active Chain(s):	1

Test Frequency (MHz)	PSD (dBm / MHz)					Limit (dBm / MHz)	Margin (dB)
	A	B	C	D	Σ		
5210	-	-1.09	-	-	-	11.00	-12.09

Table 346 - FCC Maximum Power Spectral Density Results



Test Configuration			
Frequency Range:	5.150-5.250 GHz	Band:	U-NII-1
Limit Clause(s):	RSS-247 6.2.1.1	Test Method(s):	Refer to Test Method
Additional Reference(s):	-		
Note(s):	DCCF was added to the spectrum analyser reference level offset.		

DUT Configuration			
Mode:	802.11ax HE80 SU	Duty Cycle (%):	96.0
Modulation Coding Scheme:	MCS2x1	DCCF (dB):	0.18
Antenna Configuration:	SISO	Peak Antenna Gain (dBi):	0.57
Active Port(s):	B (5GHz Core 1)	Active Chain(s):	1

Test Frequency (MHz)	PSD (dBm / MHz)					EIRP (dBm)	EIRP Limit (dBm)	EIRP Margin (dB)
	A	B	C	D	Σ			
5210	-	-1.75	-	-	-	-1.18	10.00	-11.18

Table 347 - ISED Maximum Power Spectral Density Results

Test Configuration			
Frequency Range:	5.150-5.250 GHz	Band:	U-NII-1
Limit Clause(s):	15.407 (a)(1)(iv)	Test Method(s):	Refer to Test Method
Additional Reference(s):	-		
Note(s):	DCCF was added to the spectrum analyser reference level offset.		

DUT Configuration			
Mode:	802.11ax HE20 RU26	Duty Cycle (%):	97.5
Modulation Coding Scheme:	MCS2x1	DCCF (dB):	0.11
Antenna Configuration:	SISO	Peak Antenna Gain (dBi):	0.57
Active Port(s):	B (5GHz Core 1)	Active Chain(s):	1

Test Frequency (MHz)	PSD (dBm / MHz)					Limit (dBm / MHz)	Margin (dB)
	A	B	C	D	Σ		
5180 (RU26.0)	-	8.17	-	-	-	11.00	-2.83
5220 (RU26.0)	-	8.18	-	-	-	11.00	-2.82
5240 (RU26.0)	-	8.40	-	-	-	11.00	-2.60

Table 348 - FCC Maximum Power Spectral Density Results



Test Configuration			
Frequency Range:	5.150-5.250 GHz	Band:	U-NII-1
Limit Clause(s):	RSS-247 6.2.1.1	Test Method(s):	Refer to Test Method
Additional Reference(s):	-		
Note(s):	DCCF was added to the spectrum analyser reference level offset.		

DUT Configuration			
Mode:	802.11ax HE20 RU26	Duty Cycle (%):	97.5
Modulation Coding Scheme:	MCS2x1	DCCF (dB):	0.11
Antenna Configuration:	SISO	Peak Antenna Gain (dBi):	0.57
Active Port(s):	B (5GHz Core 1)	Active Chain(s):	1

Test Frequency (MHz)	PSD (dBm / MHz)					EIRP (dBm)	EIRP Limit (dBm)	EIRP Margin (dB)
	A	B	C	D	Σ			
5180 (RU26.0)	-	7.38	-	-	-	7.95	10.00	-2.05
5220 (RU26.0)	-	7.81	-	-	-	8.38	10.00	-1.62
5240 (RU26.0)	-	7.46	-	-	-	8.03	10.00	-1.97

Table 349 - ISED Maximum Power Spectral Density Results

Test Configuration			
Frequency Range:	5.150-5.250 GHz	Band:	U-NII-1
Limit Clause(s):	15.407 (a)(1)(iv)	Test Method(s):	Refer to Test Method
Additional Reference(s):	-		
Note(s):	DCCF was added to the spectrum analyser reference level offset.		

DUT Configuration			
Mode:	802.11ax HE20 RU52	Duty Cycle (%):	97.5
Modulation Coding Scheme:	MCS2x1	DCCF (dB):	0.11
Antenna Configuration:	SISO	Peak Antenna Gain (dBi):	0.57
Active Port(s):	B (5GHz Core 1)	Active Chain(s):	1

Test Frequency (MHz)	PSD (dBm / MHz)					Limit (dBm / MHz)	Margin (dB)
	A	B	C	D	Σ		
5180 (RU52.37)	-	8.44	-	-	-	11.00	-2.56
5220 (RU52.37)	-	8.43	-	-	-	11.00	-2.57
5240 (RU52.37)	-	8.36	-	-	-	11.00	-2.64

Table 350 - FCC Maximum Power Spectral Density Results



Test Configuration			
Frequency Range:	5.150-5.250 GHz	Band:	U-NII-1
Limit Clause(s):	RSS-247 6.2.1.1	Test Method(s):	Refer to Test Method
Additional Reference(s):	-		
Note(s):	DCCF was added to the spectrum analyser reference level offset.		

DUT Configuration			
Mode:	802.11ax HE20 RU52	Duty Cycle (%):	97.4
Modulation Coding Scheme:	MCS2x1	DCCF (dB):	0.12
Antenna Configuration:	SISO	Peak Antenna Gain (dBi):	0.57
Active Port(s):	B (5GHz Core 1)	Active Chain(s):	1

Test Frequency (MHz)	PSD (dBm / MHz)					EIRP (dBm)	EIRP Limit (dBm)	EIRP Margin (dB)
	A	B	C	D	Σ			
5180 (RU52.37)	-	7.55	-	-	-	8.12	10.00	-1.88
5220 (RU52.37)	-	8.07	-	-	-	8.64	10.00	-1.36
5240 (RU52.37)	-	7.68	-	-	-	8.25	10.00	-1.75

Table 351 - ISED Maximum Power Spectral Density Results

Test Configuration			
Frequency Range:	5.150-5.250 GHz	Band:	U-NII-1
Limit Clause(s):	15.407 (a)(1)(iv)	Test Method(s):	Refer to Test Method
Additional Reference(s):	-		
Note(s):	DCCF was added to the spectrum analyser reference level offset.		

DUT Configuration			
Mode:	802.11ax HE20 RU106	Duty Cycle (%):	98.2
Modulation Coding Scheme:	MCS2x1	DCCF (dB):	0.08
Antenna Configuration:	SISO	Peak Antenna Gain (dBi):	0.57
Active Port(s):	B (5GHz Core 1)	Active Chain(s):	1

Test Frequency (MHz)	PSD (dBm / MHz)					Limit (dBm / MHz)	Margin (dB)
	A	B	C	D	Σ		
5180 (RU106.53)	-	7.93	-	-	-	11.00	-3.07
5220 (RU106.53)	-	8.57	-	-	-	11.00	-2.43
5240 (RU106.53)	-	8.54	-	-	-	11.00	-2.46

Table 352 - FCC Maximum Power Spectral Density Results



Test Configuration			
Frequency Range:	5.150-5.250 GHz	Band:	U-NII-1
Limit Clause(s):	RSS-247 6.2.1.1	Test Method(s):	Refer to Test Method
Additional Reference(s):	-		
Note(s):	DCCF was added to the spectrum analyser reference level offset.		

DUT Configuration			
Mode:	802.11ax HE20 RU106	Duty Cycle (%):	98.4
Modulation Coding Scheme:	MCS2x1	DCCF (dB):	0.07
Antenna Configuration:	SISO	Peak Antenna Gain (dBi):	0.57
Active Port(s):	B (5GHz Core 1)	Active Chain(s):	1

Test Frequency (MHz)	PSD (dBm / MHz)					EIRP (dBm)	EIRP Limit (dBm)	EIRP Margin (dB)
	A	B	C	D	Σ			
5180 (RU106.53)	-	7.64	-	-	-	8.21	10.00	-1.79
5220 (RU106.53)	-	7.63	-	-	-	8.20	10.00	-1.80
5240 (RU106.53)	-	7.95	-	-	-	8.52	10.00	-1.48

Table 353 - ISED Maximum Power Spectral Density Results

Test Configuration			
Frequency Range:	5.250-5.350 GHz	Band:	U-NII-2A
Limit Clause(s):	15.407 (a)(2) RSS-247 6.2.2.1	Test Method(s):	Refer to Test Method
Additional Reference(s):	-		
Note(s):	DCCF was added to the spectrum analyser reference level offset.		

DUT Configuration			
Mode:	802.11a	Duty Cycle (%):	98.3
Data Rate:	12 Mbps	DCCF (dB):	0.08
Antenna Configuration:	SISO	Peak Antenna Gain (dBi):	2.00
Active Port(s):	B (5GHz Core 1)	Active Chain(s):	1

Test Frequency (MHz)	PSD (dBm / MHz)					Limit (dBm / MHz)	Margin (dB)
	A	B	C	D	Σ		
5260	-	9.75	-	-	-	11.00	-1.25
5300	-	10.12	-	-	-	11.00	-0.88
5320	-	7.06	-	-	-	11.00	-3.94

Table 354 - Maximum Power Spectral Density Results



Test Configuration			
Frequency Range:	5.250-5.350 GHz	Band:	U-NII-2A
Limit Clause(s):	15.407 (a)(2) RSS-247 6.2.2.1	Test Method(s):	Refer to Test Method
Additional Reference(s):	-		
Note(s):	DCCF was added to the spectrum analyser reference level offset.		

DUT Configuration			
Mode:	802.11n HT20	Duty Cycle (%):	97.3
Modulation Coding Scheme:	MCS2	DCCF (dB):	0.12
Antenna Configuration:	SISO	Peak Antenna Gain (dBi):	2.00
Active Port(s):	B (5GHz Core 1)	Active Chain(s):	1

Test Frequency (MHz)	PSD (dBm / MHz)					Limit (dBm / MHz)	Margin (dB)
	A	B	C	D	Σ		
5260	-	9.64	-	-	-	11.00	-1.36
5300	-	9.74	-	-	-	11.00	-1.26
5320	-	6.84	-	-	-	11.00	-4.16

Table 355 - Maximum Power Spectral Density Results

Test Configuration			
Frequency Range:	5.250-5.350 GHz	Band:	U-NII-2A
Limit Clause(s):	15.407 (a)(2) RSS-247 6.2.2.1	Test Method(s):	Refer to Test Method
Additional Reference(s):	-		
Note(s):	DCCF was added to the spectrum analyser reference level offset.		

DUT Configuration			
Mode:	802.11n HT40	Duty Cycle (%):	94.4
Modulation Coding Scheme:	MCS2	DCCF (dB):	0.25
Antenna Configuration:	SISO	Peak Antenna Gain (dBi):	2.00
Active Port(s):	B (5GHz Core 1)	Active Chain(s):	1

Test Frequency (MHz)	PSD (dBm / MHz)					Limit (dBm / MHz)	Margin (dB)
	A	B	C	D	Σ		
5270	-	6.89	-	-	-	11.00	-4.11
5310	-	1.84	-	-	-	11.00	-9.16

Table 356 - Maximum Power Spectral Density Results



Test Configuration			
Frequency Range:	5.250-5.350 GHz	Band:	U-NII-2A
Limit Clause(s):	15.407 (a)(2) RSS-247 6.2.2.1	Test Method(s):	Refer to Test Method
Additional Reference(s):	-		
Note(s):	DCCF was added to the spectrum analyser reference level offset.		

DUT Configuration			
Mode:	802.11ac VHT80	Duty Cycle (%):	90.3
Modulation Coding Scheme:	MCS2x1	DCCF (dB):	0.44
Antenna Configuration:	SISO	Peak Antenna Gain (dBi):	2.00
Active Port(s):	B (5GHz Core 1)	Active Chain(s):	1

Test Frequency (MHz)	PSD (dBm / MHz)					Limit (dBm / MHz)	Margin (dB)
	A	B	C	D	Σ		
5290	-	-1.68	-	-	-	11.00	-12.68

Table 357 - Maximum Power Spectral Density Results

Test Configuration			
Frequency Range:	5.250-5.350 GHz	Band:	U-NII-2A
Limit Clause(s):	15.407 (a)(2) RSS-247 6.2.2.1	Test Method(s):	Refer to Test Method
Additional Reference(s):	-		
Note(s):	DCCF was added to the spectrum analyser reference level offset.		

DUT Configuration			
Mode:	802.11ax HE20 SU	Duty Cycle (%):	96.1
Modulation Coding Scheme:	MCS2x1	DCCF (dB):	0.17
Antenna Configuration:	SISO	Peak Antenna Gain (dBi):	2.00
Active Port(s):	B (5GHz Core 1)	Active Chain(s):	1

Test Frequency (MHz)	PSD (dBm / MHz)					Limit (dBm / MHz)	Margin (dB)
	A	B	C	D	Σ		
5260	-	9.42	-	-	-	11.00	-1.58
5300	-	9.40	-	-	-	11.00	-1.60
5320	-	6.06	-	-	-	11.00	-4.94

Table 358 - Maximum Power Spectral Density Results



Test Configuration			
Frequency Range:	5.250-5.350 GHz	Band:	U-NII-2A
Limit Clause(s):	15.407 (a)(2) RSS-247 6.2.2.1	Test Method(s):	Refer to Test Method
Additional Reference(s):	-		
Note(s):	DCCF was added to the spectrum analyser reference level offset.		

DUT Configuration			
Mode:	802.11ax HE40 SU	Duty Cycle (%):	96.1
Modulation Coding Scheme:	MCS2x1	DCCF (dB):	0.17
Antenna Configuration:	SISO	Peak Antenna Gain (dBi):	2.00
Active Port(s):	B (5GHz Core 1)	Active Chain(s):	1

Test Frequency (MHz)	PSD (dBm / MHz)					Limit (dBm / MHz)	Margin (dB)
	A	B	C	D	Σ		
5270	-	6.86	-	-	-	11.00	-4.14
5310	-	1.21	-	-	-	11.00	-9.79

Table 359 - Maximum Power Spectral Density Results

Test Configuration			
Frequency Range:	5.250-5.350 GHz	Band:	U-NII-2A
Limit Clause(s):	15.407 (a)(2) RSS-247 6.2.2.1	Test Method(s):	Refer to Test Method
Additional Reference(s):	-		
Note(s):	DCCF was added to the spectrum analyser reference level offset.		

DUT Configuration			
Mode:	802.11ax HE80 SU	Duty Cycle (%):	96.0
Modulation Coding Scheme:	MCS2x1	DCCF (dB):	0.18
Antenna Configuration:	SISO	Peak Antenna Gain (dBi):	2.00
Active Port(s):	B (5GHz Core 1)	Active Chain(s):	1

Test Frequency (MHz)	PSD (dBm / MHz)					Limit (dBm / MHz)	Margin (dB)
	A	B	C	D	Σ		
5290	-	-2.57	-	-	-	11.00	-13.57

Table 360 - Maximum Power Spectral Density Results



Test Configuration			
Frequency Range:	5.250-5.350 GHz	Band:	U-NII-2A
Limit Clause(s):	15.407 (a)(2) RSS-247 6.2.2.1	Test Method(s):	Refer to Test Method
Additional Reference(s):	-		
Note(s):	DCCF was added to the spectrum analyser reference level offset.		

DUT Configuration			
Mode:	802.11ax HE20 RU52	Duty Cycle (%):	97.4
Modulation Coding Scheme:	MCS2x1	DCCF (dB):	0.12
Antenna Configuration:	SISO	Peak Antenna Gain (dBi):	2.00
Active Port(s):	B (5GHz Core 1)	Active Chain(s):	1

Test Frequency (MHz)	PSD (dBm / MHz)					Limit (dBm / MHz)	Margin (dB)
	A	B	C	D	Σ		
5260 (RU52.37)	-	8.60	-	-	-	11.00	-2.40
5300 (RU52.37)	-	8.64	-	-	-	11.00	-2.36
5320 (RU52.37)	-	8.86	-	-	-	11.00	-2.14

Table 361 - Maximum Power Spectral Density Results

Test Configuration			
Frequency Range:	5.250-5.350 GHz	Band:	U-NII-2A
Limit Clause(s):	15.407 (a)(2) RSS-247 6.2.2.1	Test Method(s):	Refer to Test Method
Additional Reference(s):	-		
Note(s):	DCCF was added to the spectrum analyser reference level offset.		

DUT Configuration			
Mode:	802.11ax HE20 RU106	Duty Cycle (%):	98.2
Modulation Coding Scheme:	MCS2x1	DCCF (dB):	0.08
Antenna Configuration:	SISO	Peak Antenna Gain (dBi):	2.00
Active Port(s):	B (5GHz Core 1)	Active Chain(s):	1

Test Frequency (MHz)	PSD (dBm / MHz)					Limit (dBm / MHz)	Margin (dB)
	A	B	C	D	Σ		
5260 (RU106.53)	-	8.84	-	-	-	11.00	-2.16
5300 (RU106.53)	-	8.73	-	-	-	11.00	-2.27
5320 (RU106.53)	-	8.35	-	-	-	11.00	-2.65

Table 362 - Maximum Power Spectral Density Results



Test Configuration			
Frequency Range:	5.470-5.725 GHz	Band:	U-NII-2C
Limit Clause(s):	15.407 (a)(2) RSS-247 6.2.3.1	Test Method(s):	Refer to Test Method
Additional Reference(s):	-		
Note(s):	DCCF was added to the spectrum analyser reference level offset.		

DUT Configuration			
Mode:	802.11a	Duty Cycle (%):	98.2
Data Rate:	12 Mbps	DCCF (dB):	0.08
Antenna Configuration:	SISO	Peak Antenna Gain (dBi):	2.59
Active Port(s):	B (5GHz Core 1)	Active Chain(s):	1

Test Frequency (MHz)	PSD (dBm / MHz)					Limit (dBm / MHz)	Margin (dB)
	A	B	C	D	Σ		
5500	-	6.01	-	-	-	11.00	-4.99
5600	-	9.79	-	-	-	11.00	-1.21
5720	-	9.64	-	-	-	11.00	-1.36

Table 363 - Maximum Power Spectral Density Results

Test Configuration			
Frequency Range:	5.470-5.725 GHz	Band:	U-NII-2C
Limit Clause(s):	15.407 (a)(2) RSS-247 6.2.3.1	Test Method(s):	Refer to Test Method
Additional Reference(s):	-		
Note(s):	DCCF was added to the spectrum analyser reference level offset.		

DUT Configuration			
Mode:	802.11n HT20	Duty Cycle (%):	97.3
Modulation Coding Scheme:	MCS2	DCCF (dB):	0.12
Antenna Configuration:	SISO	Peak Antenna Gain (dBi):	2.59
Active Port(s):	B (5GHz Core 1)	Active Chain(s):	1

Test Frequency (MHz)	PSD (dBm / MHz)					Limit (dBm / MHz)	Margin (dB)
	A	B	C	D	Σ		
5500	-	5.76	-	-	-	11.00	-5.24
5600	-	9.52	-	-	-	11.00	-1.48
5720	-	9.50	-	-	-	11.00	-1.50

Table 364 - Maximum Power Spectral Density Results



Test Configuration			
Frequency Range:	5.470-5.725 GHz	Band:	U-NII-2C
Limit Clause(s):	15.407 (a)(2) RSS-247 6.2.3.1	Test Method(s):	Refer to Test Method
Additional Reference(s):	-		
Note(s):	DCCF was added to the spectrum analyser reference level offset.		

DUT Configuration			
Mode:	802.11n HT40	Duty Cycle (%):	94.4
Modulation Coding Scheme:	MCS2	DCCF (dB):	0.25
Antenna Configuration:	SISO	Peak Antenna Gain (dBi):	2.59
Active Port(s):	B (5GHz Core 1)	Active Chain(s):	1

Test Frequency (MHz)	PSD (dBm / MHz)					Limit (dBm / MHz)	Margin (dB)
	A	B	C	D	Σ		
5510	-	1.17	-	-	-	11.00	-9.83
5590	-	7.01	-	-	-	11.00	-3.99
5710	-	6.68	-	-	-	11.00	-4.32

Table 365 - Maximum Power Spectral Density Results

Test Configuration			
Frequency Range:	5.470-5.725 GHz	Band:	U-NII-2C
Limit Clause(s):	15.407 (a)(2) RSS-247 6.2.3.1	Test Method(s):	Refer to Test Method
Additional Reference(s):	-		
Note(s):	DCCF was added to the spectrum analyser reference level offset.		

DUT Configuration			
Mode:	802.11ac VHT80	Duty Cycle (%):	90.3
Modulation Coding Scheme:	MCS2x1	DCCF (dB):	0.44
Antenna Configuration:	SISO	Peak Antenna Gain (dBi):	2.59
Active Port(s):	B (5GHz Core 1)	Active Chain(s):	1

Test Frequency (MHz)	PSD (dBm / MHz)					Limit (dBm / MHz)	Margin (dB)
	A	B	C	D	Σ		
5530	-	-2.42	-	-	-	11.00	-13.42
5610	-	2.93	-	-	-	11.00	-8.07
5690	-	3.68	-	-	-	11.00	-7.32

Table 366 - Maximum Power Spectral Density Results



Test Configuration			
Frequency Range:	5.470-5.725 GHz	Band:	U-NII-2C
Limit Clause(s):	15.407 (a)(2) RSS-247 6.2.3.1	Test Method(s):	Refer to Test Method
Additional Reference(s):	-		
Note(s):	DCCF was added to the spectrum analyser reference level offset.		

DUT Configuration			
Mode:	802.11ax HE20 SU	Duty Cycle (%):	96.1
Modulation Coding Scheme:	MCS2x1	DCCF (dB):	0.17
Antenna Configuration:	SISO	Peak Antenna Gain (dBi):	2.59
Active Port(s):	B (5GHz Core 1)	Active Chain(s):	1

Test Frequency (MHz)	PSD (dBm / MHz)					Limit (dBm / MHz)	Margin (dB)
	A	B	C	D	Σ		
5500	-	5.59	-	-	-	11.00	-5.41
5600	-	9.23	-	-	-	11.00	-1.77
5720	-	9.55	-	-	-	11.00	-1.45

Table 367 - Maximum Power Spectral Density Results

Test Configuration			
Frequency Range:	5.470-5.725 GHz	Band:	U-NII-2C
Limit Clause(s):	15.407 (a)(2) RSS-247 6.2.3.1	Test Method(s):	Refer to Test Method
Additional Reference(s):	-		
Note(s):	DCCF was added to the spectrum analyser reference level offset.		

DUT Configuration			
Mode:	802.11ax HE40 SU	Duty Cycle (%):	96.1
Modulation Coding Scheme:	MCS2x1	DCCF (dB):	0.17
Antenna Configuration:	SISO	Peak Antenna Gain (dBi):	2.59
Active Port(s):	B (5GHz Core 1)	Active Chain(s):	1

Test Frequency (MHz)	PSD (dBm / MHz)					Limit (dBm / MHz)	Margin (dB)
	A	B	C	D	Σ		
5510	-	0.79	-	-	-	11.00	-10.21
5590	-	6.82	-	-	-	11.00	-4.18
5710	-	6.57	-	-	-	11.00	-4.43

Table 368 - Maximum Power Spectral Density Results



Test Configuration			
Frequency Range:	5.470-5.725 GHz	Band:	U-NII-2C
Limit Clause(s):	15.407 (a)(2) RSS-247 6.2.3.1	Test Method(s):	Refer to Test Method
Additional Reference(s):	-		
Note(s):	DCCF was added to the spectrum analyser reference level offset.		

DUT Configuration			
Mode:	802.11ax HE80 SU	Duty Cycle (%):	96.0
Modulation Coding Scheme:	MCS2x1	DCCF (dB):	0.18
Antenna Configuration:	SISO	Peak Antenna Gain (dBi):	2.59
Active Port(s):	B (5GHz Core 1)	Active Chain(s):	1

Test Frequency (MHz)	PSD (dBm / MHz)					Limit (dBm / MHz)	Margin (dB)
	A	B	C	D	Σ		
5530	-	-2.24	-	-	-	11.00	-13.24
5610	-	2.58	-	-	-	11.00	-8.42
5690	-	3.20	-	-	-	11.00	-7.80

Table 369 - Maximum Power Spectral Density Results

Test Configuration			
Frequency Range:	5.470-5.725 GHz	Band:	U-NII-2C
Limit Clause(s):	15.407 (a)(2) RSS-247 6.2.3.1	Test Method(s):	Refer to Test Method
Additional Reference(s):	-		
Note(s):	DCCF was added to the spectrum analyser reference level offset.		

DUT Configuration			
Mode:	802.11ax HE20 RU52	Duty Cycle (%):	97.6
Modulation Coding Scheme:	MCS2x1	DCCF (dB):	0.11
Antenna Configuration:	SISO	Peak Antenna Gain (dBi):	2.59
Active Port(s):	B (5GHz Core 1)	Active Chain(s):	1

Test Frequency (MHz)	PSD (dBm / MHz)					Limit (dBm / MHz)	Margin (dB)
	A	B	C	D	Σ		
5500 (RU52.37)	-	8.61	-	-	-	11.00	-2.39
5600 (RU52.37)	-	8.62	-	-	-	11.00	-2.38
5720 (RU52.37)	-	8.64	-	-	-	11.00	-2.36

Table 370 - Maximum Power Spectral Density Results



Test Configuration			
Frequency Range:	5.470-5.725 GHz	Band:	U-NII-2C
Limit Clause(s):	15.407 (a)(2) RSS-247 6.2.3.1	Test Method(s):	Refer to Test Method
Additional Reference(s):	-		
Note(s):	DCCF was added to the spectrum analyser reference level offset.		

DUT Configuration			
Mode:	802.11ax HE20 RU106	Duty Cycle (%):	97.9
Modulation Coding Scheme:	MCS2x1	DCCF (dB):	0.09
Antenna Configuration:	SISO	Peak Antenna Gain (dBi):	2.59
Active Port(s):	B (5GHz Core 1)	Active Chain(s):	1

Test Frequency (MHz)	PSD (dBm / MHz)					Limit (dBm / MHz)	Margin (dB)
	A	B	C	D	Σ		
5500 (RU106.53)	-	7.63	-	-	-	11.00	-3.37
5600 (RU106.53)	-	9.02	-	-	-	11.00	-1.98
5720 (RU106.53)	-	8.18	-	-	-	11.00	-2.82

Table 371 - Maximum Power Spectral Density Results

Test Configuration			
Frequency Range:	5.725-5.850 GHz	Band:	U-NII-3
Limit Clause(s):	15.407 (a)(3) RSS-247 6.2.4.1	Test Method(s):	Refer to Test Method
Additional Reference(s):	-		
Note(s):	DCCF was added to the spectrum analyser reference level offset.		

DUT Configuration			
Mode:	802.11a	Duty Cycle (%):	97.8
Data Rate:	12 Mbps	DCCF (dB):	0.10
Antenna Configuration:	SISO	Peak Antenna Gain (dBi):	2.35
Active Port(s):	A (5GHz Core 0)	Active Chain(s):	0

Test Frequency (MHz)	PSD (dBm / 500 kHz)					Limit (dBm / 500 kHz)	Margin (dB)
	A	B	C	D	Σ		
5745	6.98	-	-	-	-	30.00	-23.02
5785	6.85	-	-	-	-	30.00	-23.15
5825	7.43	-	-	-	-	30.00	-22.57

Table 372 - Maximum Power Spectral Density Results



Test Configuration			
Frequency Range:	5.725-5.850 GHz	Band:	U-NII-3
Limit Clause(s):	15.407 (a)(3) RSS-247 6.2.4.1	Test Method(s):	Refer to Test Method
Additional Reference(s):	-		
Note(s):	DCCF was added to the spectrum analyser reference level offset.		

DUT Configuration			
Mode:	802.11a	Duty Cycle (%):	98.3
Data Rate:	12 Mbps	DCCF (dB):	0.08
Antenna Configuration:	SISO	Peak Antenna Gain (dBi):	2.59
Active Port(s):	B (5GHz Core 1)	Active Chain(s):	1

Test Frequency (MHz)	PSD (dBm / 500 kHz)					Limit (dBm / 500 kHz)	Margin (dB)
	A	B	C	D	Σ		
5720	-	4.68	-	-	-	30.00	-25.32

Table 373 - Maximum Power Spectral Density Results

Test Configuration			
Frequency Range:	5.725-5.850 GHz	Band:	U-NII-3
Limit Clause(s):	15.407 (a)(3) RSS-247 6.2.4.1	Test Method(s):	Refer to Test Method
Additional Reference(s):	-		
Note(s):	DCCF was added to the spectrum analyser reference level offset.		

DUT Configuration			
Mode:	802.11n HT20	Duty Cycle (%):	96.8
Modulation Coding Scheme:	MCS2	DCCF (dB):	0.14
Antenna Configuration:	SISO	Peak Antenna Gain (dBi):	2.35
Active Port(s):	A (5GHz Core 0)	Active Chain(s):	0

Test Frequency (MHz)	PSD (dBm / 500 kHz)					Limit (dBm / 500 kHz)	Margin (dB)
	A	B	C	D	Σ		
5745	6.70	-	-	-	-	30.00	-23.30
5785	7.02	-	-	-	-	30.00	-22.98
5825	7.08	-	-	-	-	30.00	-22.92

Table 374 - Maximum Power Spectral Density Results



Test Configuration			
Frequency Range:	5.725-5.850 GHz	Band:	U-NII-3
Limit Clause(s):	15.407 (a)(3) RSS-247 6.2.4.1	Test Method(s):	Refer to Test Method
Additional Reference(s):	-		
Note(s):	DCCF was added to the spectrum analyser reference level offset.		

DUT Configuration			
Mode:	802.11n HT20	Duty Cycle (%):	97.3
Modulation Coding Scheme:	MCS2	DCCF (dB):	0.12
Antenna Configuration:	SISO	Peak Antenna Gain (dBi):	2.59
Active Port(s):	B (5GHz Core 1)	Active Chain(s):	1

Test Frequency (MHz)	PSD (dBm / 500 kHz)					Limit (dBm / 500 kHz)	Margin (dB)
	A	B	C	D	Σ		
5720	-	4.67	-	-	-	30.00	-25.33

Table 375 - Maximum Power Spectral Density Results

Test Configuration			
Frequency Range:	5.725-5.850 GHz	Band:	U-NII-3
Limit Clause(s):	15.407 (a)(3) RSS-247 6.2.4.1	Test Method(s):	Refer to Test Method
Additional Reference(s):	-		
Note(s):	DCCF was added to the spectrum analyser reference level offset.		

DUT Configuration			
Mode:	802.11n HT40	Duty Cycle (%):	94.4
Modulation Coding Scheme:	MCS2	DCCF (dB):	0.25
Antenna Configuration:	SISO	Peak Antenna Gain (dBi):	2.35
Active Port(s):	A (5GHz Core 0)	Active Chain(s):	0

Test Frequency (MHz)	PSD (dBm / 500 kHz)					Limit (dBm / 500 kHz)	Margin (dB)
	A	B	C	D	Σ		
5755	3.51	-	-	-	-	30.00	-26.49
5795	3.81	-	-	-	-	30.00	-26.19

Table 376 - Maximum Power Spectral Density Results



Test Configuration			
Frequency Range:	5.725-5.850 GHz	Band:	U-NII-3
Limit Clause(s):	15.407 (a)(3) RSS-247 6.2.4.1	Test Method(s):	Refer to Test Method
Additional Reference(s):	-		
Note(s):	DCCF was added to the spectrum analyser reference level offset.		

DUT Configuration			
Mode:	802.11n HT40	Duty Cycle (%):	94.4
Modulation Coding Scheme:	MCS2	DCCF (dB):	0.25
Antenna Configuration:	SISO	Peak Antenna Gain (dBi):	2.59
Active Port(s):	B (5GHz Core 1)	Active Chain(s):	1

Test Frequency (MHz)	PSD (dBm / 500 kHz)					Limit (dBm / 500 kHz)	Margin (dB)
	A	B	C	D	Σ		
5710	-	0.79	-	-	-	30.00	-29.21

Table 377 - Maximum Power Spectral Density Results

Test Configuration			
Frequency Range:	5.725-5.850 GHz	Band:	U-NII-3
Limit Clause(s):	15.407 (a)(3) RSS-247 6.2.4.1	Test Method(s):	Refer to Test Method
Additional Reference(s):	-		
Note(s):	DCCF was added to the spectrum analyser reference level offset.		

DUT Configuration			
Mode:	802.11ac VHT80	Duty Cycle (%):	90.3
Modulation Coding Scheme:	MCS2x1	DCCF (dB):	0.44
Antenna Configuration:	SISO	Peak Antenna Gain (dBi):	2.35
Active Port(s):	A (5GHz Core 0)	Active Chain(s):	0

Test Frequency (MHz)	PSD (dBm / 500 kHz)					Limit (dBm / 500 kHz)	Margin (dB)
	A	B	C	D	Σ		
5775	0.77	-	-	-	-	30.00	-29.23

Table 378 - Maximum Power Spectral Density Results



Test Configuration			
Frequency Range:	5.725-5.850 GHz	Band:	U-NII-3
Limit Clause(s):	15.407 (a)(3) RSS-247 6.2.4.1	Test Method(s):	Refer to Test Method
Additional Reference(s):	-		
Note(s):	DCCF was added to the spectrum analyser reference level offset.		

DUT Configuration			
Mode:	802.11ac VHT80	Duty Cycle (%):	90.3
Modulation Coding Scheme:	MCS2x1	DCCF (dB):	0.44
Antenna Configuration:	SISO	Peak Antenna Gain (dBi):	2.59
Active Port(s):	B (5GHz Core 1)	Active Chain(s):	1

Test Frequency (MHz)	PSD (dBm / 500 kHz)					Limit (dBm / 500 kHz)	Margin (dB)
	A	B	C	D	Σ		
5690	-	-1.90	-	-	-	30.00	-31.90

Table 379 - Maximum Power Spectral Density Results

Test Configuration			
Frequency Range:	5.725-5.850 GHz	Band:	U-NII-3
Limit Clause(s):	15.407 (a)(3) RSS-247 6.2.4.1	Test Method(s):	Refer to Test Method
Additional Reference(s):	-		
Note(s):	DCCF was added to the spectrum analyser reference level offset.		

DUT Configuration			
Mode:	802.11ax HE20 SU	Duty Cycle (%):	96.1
Modulation Coding Scheme:	MCS2x1	DCCF (dB):	0.17
Antenna Configuration:	SISO	Peak Antenna Gain (dBi):	2.35
Active Port(s):	A (5GHz Core 0)	Active Chain(s):	0

Test Frequency (MHz)	PSD (dBm / 500 kHz)					Limit (dBm / 500 kHz)	Margin (dB)
	A	B	C	D	Σ		
5745	6.40	-	-	-	-	30.00	-23.60
5785	6.65	-	-	-	-	30.00	-23.35
5825	6.13	-	-	-	-	30.00	-23.87

Table 380 - Maximum Power Spectral Density Results



Test Configuration			
Frequency Range:	5.725-5.850 GHz	Band:	U-NII-3
Limit Clause(s):	15.407 (a)(3) RSS-247 6.2.4.1	Test Method(s):	Refer to Test Method
Additional Reference(s):	-		
Note(s):	DCCF was added to the spectrum analyser reference level offset.		

DUT Configuration			
Mode:	802.11ax HE20 SU	Duty Cycle (%):	96.6
Modulation Coding Scheme:	MCS2x1	DCCF (dB):	0.15
Antenna Configuration:	SISO	Peak Antenna Gain (dBi):	2.59
Active Port(s):	B (5GHz Core 1)	Active Chain(s):	1

Test Frequency (MHz)	PSD (dBm / 500 kHz)					Limit (dBm / 500 kHz)	Margin (dB)
	A	B	C	D	Σ		
5720	-	5.16	-	-	-	30.00	-24.84

Table 381 - Maximum Power Spectral Density Results

Test Configuration			
Frequency Range:	5.725-5.850 GHz	Band:	U-NII-3
Limit Clause(s):	15.407 (a)(3) RSS-247 6.2.4.1	Test Method(s):	Refer to Test Method
Additional Reference(s):	-		
Note(s):	DCCF was added to the spectrum analyser reference level offset.		

DUT Configuration			
Mode:	802.11ax HE40 SU	Duty Cycle (%):	96.1
Modulation Coding Scheme:	MCS2x1	DCCF (dB):	0.17
Antenna Configuration:	SISO	Peak Antenna Gain (dBi):	2.35
Active Port(s):	A (5GHz Core 0)	Active Chain(s):	0

Test Frequency (MHz)	PSD (dBm / 500 kHz)					Limit (dBm / 500 kHz)	Margin (dB)
	A	B	C	D	Σ		
5755	3.91	-	-	-	-	30.00	-26.09
5795	3.51	-	-	-	-	30.00	-26.49

Table 382 - Maximum Power Spectral Density Results



Test Configuration			
Frequency Range:	5.725-5.850 GHz	Band:	U-NII-3
Limit Clause(s):	15.407 (a)(3) RSS-247 6.2.4.1	Test Method(s):	Refer to Test Method
Additional Reference(s):	-		
Note(s):	DCCF was added to the spectrum analyser reference level offset.		

DUT Configuration			
Mode:	802.11ax HE40 SU	Duty Cycle (%):	96.1
Modulation Coding Scheme:	MCS2x1	DCCF (dB):	0.17
Antenna Configuration:	SISO	Peak Antenna Gain (dBi):	2.59
Active Port(s):	B (5GHz Core 1)	Active Chain(s):	1

Test Frequency (MHz)	PSD (dBm / 500 kHz)					Limit (dBm / 500 kHz)	Margin (dB)
	A	B	C	D	Σ		
5710	-	0.56	-	-	-	30.00	-29.44

Table 383 - Maximum Power Spectral Density Results

Test Configuration			
Frequency Range:	5.725-5.850 GHz	Band:	U-NII-3
Limit Clause(s):	15.407 (a)(3) RSS-247 6.2.4.1	Test Method(s):	Refer to Test Method
Additional Reference(s):	-		
Note(s):	DCCF was added to the spectrum analyser reference level offset.		

DUT Configuration			
Mode:	802.11ax HE80 SU	Duty Cycle (%):	95.9
Modulation Coding Scheme:	MCS2x1	DCCF (dB):	0.18
Antenna Configuration:	SISO	Peak Antenna Gain (dBi):	2.35
Active Port(s):	A (5GHz Core 0)	Active Chain(s):	0

Test Frequency (MHz)	PSD (dBm / 500 kHz)					Limit (dBm / 500 kHz)	Margin (dB)
	A	B	C	D	Σ		
5775	0.06	-	-	-	-	30.00	-29.94

Table 384 - Maximum Power Spectral Density Results



Test Configuration			
Frequency Range:	5.725-5.850 GHz	Band:	U-NII-3
Limit Clause(s):	15.407 (a)(3) RSS-247 6.2.4.1	Test Method(s):	Refer to Test Method
Additional Reference(s):	-		
Note(s):	DCCF was added to the spectrum analyser reference level offset.		

DUT Configuration			
Mode:	802.11ax HE80 SU	Duty Cycle (%):	96.0
Modulation Coding Scheme:	MCS2x1	DCCF (dB):	0.18
Antenna Configuration:	SISO	Peak Antenna Gain (dBi):	2.59
Active Port(s):	B (5GHz Core 1)	Active Chain(s):	1

Test Frequency (MHz)	PSD (dBm / 500 kHz)					Limit (dBm / 500 kHz)	Margin (dB)
	A	B	C	D	Σ		
5690	-	-1.92	-	-	-	30.00	-31.92

Table 385 - Maximum Power Spectral Density Results

Test Configuration			
Frequency Range:	5.725-5.850 GHz	Band:	U-NII-3
Limit Clause(s):	15.407 (a)(3) RSS-247 6.2.4.1	Test Method(s):	Refer to Test Method
Additional Reference(s):	-		
Note(s):	DCCF was added to the spectrum analyser reference level offset.		

DUT Configuration			
Mode:	802.11ax HE20 RU26	Duty Cycle (%):	97.5
Modulation Coding Scheme:	MCS2x1	DCCF (dB):	0.11
Antenna Configuration:	SISO	Peak Antenna Gain (dBi):	2.35
Active Port(s):	A (5GHz Core 0)	Active Chain(s):	0

Test Frequency (MHz)	PSD (dBm / 500 kHz)					Limit (dBm / 500 kHz)	Margin (dB)
	A	B	C	D	Σ		
5745 (RU26.0)	5.71	-	-	-	-	30.00	-24.29
5785 (RU26.0)	5.36	-	-	-	-	30.00	-24.64
5825 (RU26.0)	5.37	-	-	-	-	30.00	-24.63

Table 386 - Maximum Power Spectral Density Results



Test Configuration			
Frequency Range:	5.725-5.850 GHz	Band:	U-NII-3
Limit Clause(s):	15.407 (a)(3) RSS-247 6.2.4.1	Test Method(s):	Refer to Test Method
Additional Reference(s):	-		
Note(s):	DCCF was added to the spectrum analyser reference level offset.		

DUT Configuration			
Mode:	802.11ax HE20 RU52	Duty Cycle (%):	97.4
Modulation Coding Scheme:	MCS2x1	DCCF (dB):	0.12
Antenna Configuration:	SISO	Peak Antenna Gain (dBi):	2.35
Active Port(s):	A (5GHz Core 0)	Active Chain(s):	0

Test Frequency (MHz)	PSD (dBm / 500 kHz)					Limit (dBm / 500 kHz)	Margin (dB)
	A	B	C	D	Σ		
5745 (RU52.37)	5.35	-	-	-	-	30.00	-24.65
5785 (RU52.37)	5.88	-	-	-	-	30.00	-24.12
5825 (RU52.37)	5.20	-	-	-	-	30.00	-24.80

Table 387 - Maximum Power Spectral Density Results

Test Configuration			
Frequency Range:	5.725-5.850 GHz	Band:	U-NII-3
Limit Clause(s):	15.407 (a)(3) RSS-247 6.2.4.1	Test Method(s):	Refer to Test Method
Additional Reference(s):	-		
Note(s):	DCCF was added to the spectrum analyser reference level offset.		

DUT Configuration			
Mode:	802.11ax HE20 RU52	Duty Cycle (%):	97.7
Modulation Coding Scheme:	MCS2x1	DCCF (dB):	0.10
Antenna Configuration:	SISO	Peak Antenna Gain (dBi):	2.59
Active Port(s):	B (5GHz Core 1)	Active Chain(s):	1

Test Frequency (MHz)	PSD (dBm / 500 kHz)					Limit (dBm / 500 kHz)	Margin (dB)
	A	B	C	D	Σ		
5720 (RU52.37)	-	-14.27	-	-	-	30.00	-44.27

Table 388 - Maximum Power Spectral Density Results



Test Configuration			
Frequency Range:	5.725-5.850 GHz	Band:	U-NII-3
Limit Clause(s):	15.407 (a)(3) RSS-247 6.2.4.1	Test Method(s):	Refer to Test Method
Additional Reference(s):	-		
Note(s):	DCCF was added to the spectrum analyser reference level offset.		

DUT Configuration			
Mode:	802.11ax HE20 RU106	Duty Cycle (%):	98.0
Modulation Coding Scheme:	MCS2x1	DCCF (dB):	0.09
Antenna Configuration:	SISO	Peak Antenna Gain (dBi):	2.35
Active Port(s):	A (5GHz Core 0)	Active Chain(s):	0

Test Frequency (MHz)	PSD (dBm / 500 kHz)					Limit (dBm / 500 kHz)	Margin (dB)
	A	B	C	D	Σ		
5745 (RU106.53)	5.88	-	-	-	-	30.00	-24.12
5785 (RU106.53)	5.78	-	-	-	-	30.00	-24.22
5825 (RU106.53)	5.82	-	-	-	-	30.00	-24.18

Table 389 - Maximum Power Spectral Density Results

Test Configuration			
Frequency Range:	5.725-5.850 GHz	Band:	U-NII-3
Limit Clause(s):	15.407 (a)(3) RSS-247 6.2.4.1	Test Method(s):	Refer to Test Method
Additional Reference(s):	-		
Note(s):	DCCF was added to the spectrum analyser reference level offset.		

DUT Configuration			
Mode:	802.11ax HE20 RU106	Duty Cycle (%):	98.5
Modulation Coding Scheme:	MCS2x1	DCCF (dB):	0.07
Antenna Configuration:	SISO	Peak Antenna Gain (dBi):	2.59
Active Port(s):	B (5GHz Core 1)	Active Chain(s):	1

Test Frequency (MHz)	PSD (dBm / 500 kHz)					Limit (dBm / 500 kHz)	Margin (dB)
	A	B	C	D	Σ		
5720 (RU106.53)	-	-9.09	-	-	-	30.00	-39.09

Table 390 - Maximum Power Spectral Density Results



MIMO CDD

Test Configuration			
Frequency Range:	5.150-5.250 GHz	Band:	U-NII-1
Limit Clause(s):	15.407 (a)(1)(iv)	Test Method(s):	Refer to Test Method
Additional Reference(s):	662911 D01 v02r01 F)2)f)(ii), 662911 D01 v02r01 E)2)b)		
Note(s):	DCCF was added to the spectrum analyser reference level offset.		

DUT Configuration			
Mode:	802.11n HT20	Duty Cycle (%):	96.8
Modulation Coding Scheme:	MCS2	DCCF (dB):	0.14
Antenna Configuration:	MIMO CDD	Peak Antenna Gain (dBi):	3.16
Active Port(s):	A+B (5GHz Core 0 + 5GHz Core 1)	Active Chain(s):	0+1

Test Frequency (MHz)	PSD (dBm / MHz)					Limit (dBm / MHz)	Margin (dB)
	A	B	C	D	Σ		
5180	6.05	5.38	-	-	8.74	11.00	-2.26
5220	6.23	5.85	-	-	9.05	11.00	-1.95
5240	6.77	6.13	-	-	9.47	11.00	-1.53

Table 391 - FCC Maximum Power Spectral Density Results

Test Configuration			
Frequency Range:	5.150-5.250 GHz	Band:	U-NII-1
Limit Clause(s):	RSS-247 6.2.1.1	Test Method(s):	Refer to Test Method
Additional Reference(s):	662911 D01 v02r01 F)2)f)(ii), 662911 D01 v02r01 E)2)b)		
Note(s):	DCCF was added to the spectrum analyser reference level offset.		

DUT Configuration			
Mode:	802.11n HT20	Duty Cycle (%):	96.8
Modulation Coding Scheme:	MCS2	DCCF (dB):	0.14
Antenna Configuration:	MIMO CDD	Peak Antenna Gain (dBi):	3.16
Active Port(s):	A+B (5GHz Core 0 + 5GHz Core 1)	Active Chain(s):	0+1

Test Frequency (MHz)	PSD (dBm / MHz)					EIRP (dBm)	EIRP Limit (dBm)	EIRP Margin (dB)
	A	B	C	D	Σ			
5180	2.00	1.38	-	-	4.71	7.87	10.00	-2.13
5220	2.15	1.77	-	-	4.98	8.14	10.00	-1.86
5240	2.34	1.73	-	-	5.06	8.21	10.00	-1.79

Table 392 - ISED Maximum Power Spectral Density Results



Test Configuration			
Frequency Range:	5.150-5.250 GHz	Band:	U-NII-1
Limit Clause(s):	15.407 (a)(1)(iv)	Test Method(s):	Refer to Test Method
Additional Reference(s):	662911 D01 v02r01 F)2)f)(ii), 662911 D01 v02r01 E)2)b)		
Note(s):	DCCF was added to the spectrum analyser reference level offset.		

DUT Configuration			
Mode:	802.11n HT40	Duty Cycle (%):	94.3
Modulation Coding Scheme:	MCS2	DCCF (dB):	0.25
Antenna Configuration:	MIMO CDD	Peak Antenna Gain (dBi):	3.16
Active Port(s):	A+B (5GHz Core 0 + 5GHz Core 1)	Active Chain(s):	0+1

Test Frequency (MHz)	PSD (dBm / MHz)					Limit (dBm / MHz)	Margin (dB)
	A	B	C	D	Σ		
5190	1.70	1.00	-	-	4.37	11.00	-6.63
5230	5.77	5.15	-	-	8.48	11.00	-2.52

Table 393 - FCC Maximum Power Spectral Density Results

Test Configuration			
Frequency Range:	5.150-5.250 GHz	Band:	U-NII-1
Limit Clause(s):	RSS-247 6.2.1.1	Test Method(s):	Refer to Test Method
Additional Reference(s):	662911 D01 v02r01 F)2)f)(ii), 662911 D01 v02r01 E)2)b)		
Note(s):	DCCF was added to the spectrum analyser reference level offset.		

DUT Configuration			
Mode:	802.11n HT40	Duty Cycle (%):	94.3
Modulation Coding Scheme:	MCS2	DCCF (dB):	0.25
Antenna Configuration:	MIMO CDD	Peak Antenna Gain (dBi):	3.16
Active Port(s):	A+B (5GHz Core 0 + 5GHz Core 1)	Active Chain(s):	0+1

Test Frequency (MHz)	PSD (dBm / MHz)					EIRP (dBm)	EIRP Limit (dBm)	EIRP Margin (dB)
	A	B	C	D	Σ			
5190	1.74	0.97	-	-	4.38	7.54	10.00	-2.46
5230	1.54	1.44	-	-	4.50	7.65	10.00	-2.35

Table 394 - ISED Maximum Power Spectral Density Results



Test Configuration			
Frequency Range:	5.150-5.250 GHz	Band:	U-NII-1
Limit Clause(s):	15.407 (a)(1)(iv)	Test Method(s):	Refer to Test Method
Additional Reference(s):	662911 D01 v02r01 F)2)f)(ii), 662911 D01 v02r01 E)2)b)		
Note(s):	DCCF was added to the spectrum analyser reference level offset.		

DUT Configuration			
Mode:	802.11ac VHT80	Duty Cycle (%):	90.3
Modulation Coding Scheme:	MCS2x1	DCCF (dB):	0.44
Antenna Configuration:	MIMO CDD	Peak Antenna Gain (dBi):	3.16
Active Port(s):	A+B (5GHz Core 0 + 5GHz Core 1)	Active Chain(s):	0+1

Test Frequency (MHz)	PSD (dBm / MHz)					Limit (dBm / MHz)	Margin (dB)
	A	B	C	D	Σ		
5210	-2.47	-3.20	-	-	0.19	11.00	-10.81

Table 395 - FCC Maximum Power Spectral Density Results

Test Configuration			
Frequency Range:	5.150-5.250 GHz	Band:	U-NII-1
Limit Clause(s):	RSS-247 6.2.1.1	Test Method(s):	Refer to Test Method
Additional Reference(s):	662911 D01 v02r01 F)2)f)(ii), 662911 D01 v02r01 E)2)b)		
Note(s):	DCCF was added to the spectrum analyser reference level offset.		

DUT Configuration			
Mode:	802.11ac VHT80	Duty Cycle (%):	90.3
Modulation Coding Scheme:	MCS2x1	DCCF (dB):	0.44
Antenna Configuration:	MIMO CDD	Peak Antenna Gain (dBi):	3.16
Active Port(s):	A+B (5GHz Core 0 + 5GHz Core 1)	Active Chain(s):	0+1

Test Frequency (MHz)	PSD (dBm / MHz)					EIRP (dBm)	EIRP Limit (dBm)	EIRP Margin (dB)
	A	B	C	D	Σ			
5210	-2.52	-3.34	-	-	0.10	3.26	10.00	-6.74

Table 396 - ISED Maximum Power Spectral Density Results



Test Configuration			
Frequency Range:	5.150-5.250 GHz	Band:	U-NII-1
Limit Clause(s):	15.407 (a)(1)(iv)	Test Method(s):	Refer to Test Method
Additional Reference(s):	662911 D01 v02r01 F)2)f)(ii), 662911 D01 v02r01 E)2)b)		
Note(s):	DCCF was added to the spectrum analyser reference level offset.		

DUT Configuration			
Mode:	802.11ax HE20 SU	Duty Cycle (%):	96.1
Modulation Coding Scheme:	MCS2x1	DCCF (dB):	0.17
Antenna Configuration:	MIMO CDD	Peak Antenna Gain (dBi):	3.16
Active Port(s):	A+B (5GHz Core 0 + 5GHz Core 1)	Active Chain(s):	0+1

Test Frequency (MHz)	PSD (dBm / MHz)					Limit (dBm / MHz)	Margin (dB)
	A	B	C	D	Σ		
5180	5.77	4.90	-	-	8.37	11.00	-2.63
5220	6.19	5.36	-	-	8.81	11.00	-2.19
5240	6.51	6.02	-	-	9.28	11.00	-1.72

Table 397 - FCC Maximum Power Spectral Density Results

Test Configuration			
Frequency Range:	5.150-5.250 GHz	Band:	U-NII-1
Limit Clause(s):	RSS-247 6.2.1.1	Test Method(s):	Refer to Test Method
Additional Reference(s):	662911 D01 v02r01 F)2)f)(ii), 662911 D01 v02r01 E)2)b)		
Note(s):	DCCF was added to the spectrum analyser reference level offset.		

DUT Configuration			
Mode:	802.11ax HE20 SU	Duty Cycle (%):	96.1
Modulation Coding Scheme:	MCS2x1	DCCF (dB):	0.17
Antenna Configuration:	MIMO CDD	Peak Antenna Gain (dBi):	3.16
Active Port(s):	A+B (5GHz Core 0 + 5GHz Core 1)	Active Chain(s):	0+1

Test Frequency (MHz)	PSD (dBm / MHz)					EIRP (dBm)	EIRP Limit (dBm)	EIRP Margin (dB)
	A	B	C	D	Σ			
5180	1.95	1.28	-	-	4.64	7.80	10.00	-2.20
5220	1.88	1.29	-	-	4.61	7.76	10.00	-2.24
5240	2.17	1.68	-	-	4.94	8.10	10.00	-1.90

Table 398 - ISED Maximum Power Spectral Density Results



Test Configuration			
Frequency Range:	5.150-5.250 GHz	Band:	U-NII-1
Limit Clause(s):	15.407 (a)(1)(iv)	Test Method(s):	Refer to Test Method
Additional Reference(s):	662911 D01 v02r01 F)2)f)(ii), 662911 D01 v02r01 E)2)b)		
Note(s):	DCCF was added to the spectrum analyser reference level offset.		

DUT Configuration			
Mode:	802.11ax HE40 SU	Duty Cycle (%):	96.1
Modulation Coding Scheme:	MCS2x1	DCCF (dB):	0.17
Antenna Configuration:	MIMO CDD	Peak Antenna Gain (dBi):	3.16
Active Port(s):	A+B (5GHz Core 0 + 5GHz Core 1)	Active Chain(s):	0+1

Test Frequency (MHz)	PSD (dBm / MHz)					Limit (dBm / MHz)	Margin (dB)
	A	B	C	D	Σ		
5190	1.69	1.01	-	-	4.37	11.00	-6.63
5230	5.59	4.80	-	-	8.23	11.00	-2.77

Table 399 - FCC Maximum Power Spectral Density Results

Test Configuration			
Frequency Range:	5.150-5.250 GHz	Band:	U-NII-1
Limit Clause(s):	RSS-247 6.2.1.1	Test Method(s):	Refer to Test Method
Additional Reference(s):	662911 D01 v02r01 F)2)f)(ii), 662911 D01 v02r01 E)2)b)		
Note(s):	DCCF was added to the spectrum analyser reference level offset.		

DUT Configuration			
Mode:	802.11ax HE40 SU	Duty Cycle (%):	96.1
Modulation Coding Scheme:	MCS2x1	DCCF (dB):	0.17
Antenna Configuration:	MIMO CDD	Peak Antenna Gain (dBi):	3.16
Active Port(s):	A+B (5GHz Core 0 + 5GHz Core 1)	Active Chain(s):	0+1

Test Frequency (MHz)	PSD (dBm / MHz)					EIRP (dBm)	EIRP Limit (dBm)	EIRP Margin (dB)
	A	B	C	D	Σ			
5190	1.87	1.11	-	-	4.52	7.68	10.00	-2.32
5230	1.57	1.43	-	-	4.51	7.66	10.00	-2.34

Table 400 - ISED Maximum Power Spectral Density Results



Test Configuration			
Frequency Range:	5.150-5.250 GHz	Band:	U-NII-1
Limit Clause(s):	15.407 (a)(1)(iv)	Test Method(s):	Refer to Test Method
Additional Reference(s):	662911 D01 v02r01 F)2)f)(ii), 662911 D01 v02r01 E)2)b)		
Note(s):	DCCF was added to the spectrum analyser reference level offset.		

DUT Configuration			
Mode:	802.11ax HE80 SU	Duty Cycle (%):	96.0
Modulation Coding Scheme:	MCS2x1	DCCF (dB):	0.18
Antenna Configuration:	MIMO CDD	Peak Antenna Gain (dBi):	3.16
Active Port(s):	A+B (5GHz Core 0 + 5GHz Core 1)	Active Chain(s):	0+1

Test Frequency (MHz)	PSD (dBm / MHz)					Limit (dBm / MHz)	Margin (dB)
	A	B	C	D	Σ		
5210	-2.78	-3.37	-	-	-0.05	11.00	-11.05

Table 401 - FCC Maximum Power Spectral Density Results

Test Configuration			
Frequency Range:	5.150-5.250 GHz	Band:	U-NII-1
Limit Clause(s):	RSS-247 6.2.1.1	Test Method(s):	Refer to Test Method
Additional Reference(s):	662911 D01 v02r01 F)2)f)(ii), 662911 D01 v02r01 E)2)b)		
Note(s):	DCCF was added to the spectrum analyser reference level offset.		

DUT Configuration			
Mode:	802.11ax HE80 SU	Duty Cycle (%):	96.0
Modulation Coding Scheme:	MCS2x1	DCCF (dB):	0.18
Antenna Configuration:	MIMO CDD	Peak Antenna Gain (dBi):	3.16
Active Port(s):	A+B (5GHz Core 0 + 5GHz Core 1)	Active Chain(s):	0+1

Test Frequency (MHz)	PSD (dBm / MHz)					EIRP (dBm)	EIRP Limit (dBm)	EIRP Margin (dB)
	A	B	C	D	Σ			
5210	-2.70	-3.34	-	-	-0.00	3.16	10.00	-6.84

Table 402 - ISED Maximum Power Spectral Density Results



Test Configuration			
Frequency Range:	5.150-5.250 GHz	Band:	U-NII-1
Limit Clause(s):	15.407 (a)(1)(iv)	Test Method(s):	Refer to Test Method
Additional Reference(s):	662911 D01 v02r01 F)2)f)(ii), 662911 D01 v02r01 E)2)b)		
Note(s):	DCCF was added to the spectrum analyser reference level offset.		

DUT Configuration			
Mode:	802.11ax HE20 RU26	Duty Cycle (%):	97.6
Modulation Coding Scheme:	MCS2x1	DCCF (dB):	0.11
Antenna Configuration:	MIMO CDD	Peak Antenna Gain (dBi):	3.16
Active Port(s):	A+B (5GHz Core 0 + 5GHz Core 1)	Active Chain(s):	0+1

Test Frequency (MHz)	PSD (dBm / MHz)					Limit (dBm / MHz)	Margin (dB)
	A	B	C	D	Σ		
5180 (RU26.0)	6.16	5.38	-	-	8.79	11.00	-2.21
5220 (RU26.0)	6.32	5.37	-	-	8.88	11.00	-2.12
5240 (RU26.0)	6.45	5.71	-	-	9.10	11.00	-1.90

Table 403 - FCC Maximum Power Spectral Density Results

Test Configuration			
Frequency Range:	5.150-5.250 GHz	Band:	U-NII-1
Limit Clause(s):	RSS-247 6.2.1.1	Test Method(s):	Refer to Test Method
Additional Reference(s):	662911 D01 v02r01 F)2)f)(ii), 662911 D01 v02r01 E)2)b)		
Note(s):	DCCF was added to the spectrum analyser reference level offset.		

DUT Configuration			
Mode:	802.11ax HE20 RU26	Duty Cycle (%):	97.4
Modulation Coding Scheme:	MCS2x1	DCCF (dB):	0.11
Antenna Configuration:	MIMO CDD	Peak Antenna Gain (dBi):	3.16
Active Port(s):	A+B (5GHz Core 0 + 5GHz Core 1)	Active Chain(s):	0+1

Test Frequency (MHz)	PSD (dBm / MHz)					EIRP (dBm)	EIRP Limit (dBm)	EIRP Margin (dB)
	A	B	C	D	Σ			
5180 (RU26.0)	1.63	1.48	-	-	4.57	7.72	10.00	-2.28
5220 (RU26.0)	1.61	1.02	-	-	4.34	7.49	10.00	-2.51
5240 (RU26.0)	1.74	1.58	-	-	4.67	7.83	10.00	-2.17

Table 404 - ISED Maximum Power Spectral Density Results



Test Configuration			
Frequency Range:	5.150-5.250 GHz	Band:	U-NII-1
Limit Clause(s):	15.407 (a)(1)(iv)	Test Method(s):	Refer to Test Method
Additional Reference(s):	662911 D01 v02r01 F)2)f)(ii), 662911 D01 v02r01 E)2)b)		
Note(s):	DCCF was added to the spectrum analyser reference level offset.		

DUT Configuration			
Mode:	802.11ax HE20 RU52	Duty Cycle (%):	97.4
Modulation Coding Scheme:	MCS2x1	DCCF (dB):	0.12
Antenna Configuration:	MIMO CDD	Peak Antenna Gain (dBi):	3.16
Active Port(s):	A+B (5GHz Core 0 + 5GHz Core 1)	Active Chain(s):	0+1

Test Frequency (MHz)	PSD (dBm / MHz)					Limit (dBm / MHz)	Margin (dB)
	A	B	C	D	Σ		
5180 (RU52.37)	6.53	6.10	-	-	9.33	11.00	-1.67
5220 (RU52.37)	6.61	5.77	-	-	9.22	11.00	-1.78
5240 (RU52.37)	6.67	5.58	-	-	9.17	11.00	-1.83

Table 405 - FCC Maximum Power Spectral Density Results

Test Configuration			
Frequency Range:	5.150-5.250 GHz	Band:	U-NII-1
Limit Clause(s):	RSS-247 6.2.1.1	Test Method(s):	Refer to Test Method
Additional Reference(s):	662911 D01 v02r01 F)2)f)(ii), 662911 D01 v02r01 E)2)b)		
Note(s):	DCCF was added to the spectrum analyser reference level offset.		

DUT Configuration			
Mode:	802.11ax HE20 RU52	Duty Cycle (%):	97.3
Modulation Coding Scheme:	MCS2x1	DCCF (dB):	0.12
Antenna Configuration:	MIMO CDD	Peak Antenna Gain (dBi):	3.16
Active Port(s):	A+B (5GHz Core 0 + 5GHz Core 1)	Active Chain(s):	0+1

Test Frequency (MHz)	PSD (dBm / MHz)					EIRP (dBm)	EIRP Limit (dBm)	EIRP Margin (dB)
	A	B	C	D	Σ			
5180 (RU52.37)	2.30	1.59	-	-	4.97	8.13	10.00	-1.87
5220 (RU52.37)	2.02	1.29	-	-	4.68	7.84	10.00	-2.16
5240 (RU52.37)	2.35	1.55	-	-	4.98	8.13	10.00	-1.87

Table 406 - ISED Maximum Power Spectral Density Results



Test Configuration			
Frequency Range:	5.150-5.250 GHz	Band:	U-NII-1
Limit Clause(s):	15.407 (a)(1)(iv)	Test Method(s):	Refer to Test Method
Additional Reference(s):	662911 D01 v02r01 F)2)f)(ii), 662911 D01 v02r01 E)2)b)		
Note(s):	DCCF was added to the spectrum analyser reference level offset.		

DUT Configuration			
Mode:	802.11ax HE20 RU106	Duty Cycle (%):	97.9
Modulation Coding Scheme:	MCS2x1	DCCF (dB):	0.09
Antenna Configuration:	MIMO CDD	Peak Antenna Gain (dBi):	3.16
Active Port(s):	A+B (5GHz Core 0 + 5GHz Core 1)	Active Chain(s):	0+1

Test Frequency (MHz)	PSD (dBm / MHz)					Limit (dBm / MHz)	Margin (dB)
	A	B	C	D	Σ		
5180 (RU106.53)	6.46	5.50	-	-	9.01	11.00	-1.99
5220 (RU106.53)	6.60	5.56	-	-	9.12	11.00	-1.88
5240 (RU106.53)	6.40	6.16	-	-	9.29	11.00	-1.71

Table 407 - FCC Maximum Power Spectral Density Results

Test Configuration			
Frequency Range:	5.150-5.250 GHz	Band:	U-NII-1
Limit Clause(s):	RSS-247 6.2.1.1	Test Method(s):	Refer to Test Method
Additional Reference(s):	662911 D01 v02r01 F)2)f)(ii), 662911 D01 v02r01 E)2)b)		
Note(s):	DCCF was added to the spectrum analyser reference level offset.		

DUT Configuration			
Mode:	802.11ax HE20 RU106	Duty Cycle (%):	98.2
Modulation Coding Scheme:	MCS2x1	DCCF (dB):	0.08
Antenna Configuration:	MIMO CDD	Peak Antenna Gain (dBi):	3.16
Active Port(s):	A+B (5GHz Core 0 + 5GHz Core 1)	Active Chain(s):	0+1

Test Frequency (MHz)	PSD (dBm / MHz)					EIRP (dBm)	EIRP Limit (dBm)	EIRP Margin (dB)
	A	B	C	D	Σ			
5180 (RU106.53)	1.95	1.35	-	-	4.67	7.83	10.00	-2.17
5220 (RU106.53)	1.95	1.36	-	-	4.68	7.83	10.00	-2.17
5240 (RU106.53)	2.28	1.55	-	-	4.94	8.10	10.00	-1.90

Table 408 - ISED Maximum Power Spectral Density Results



Test Configuration			
Frequency Range:	5.250-5.350 GHz	Band:	U-NII-2A
Limit Clause(s):	15.407 (a)(2) RSS-247 6.2.2.1	Test Method(s):	Refer to Test Method
Additional Reference(s):	662911 D01 v02r01 F)2)f)(ii), 662911 D01 v02r01 E)2)b)		
Note(s):	DCCF was added to the spectrum analyser reference level offset.		

DUT Configuration			
Mode:	802.11n HT20	Duty Cycle (%):	96.8
Modulation Coding Scheme:	MCS2	DCCF (dB):	0.14
Antenna Configuration:	MIMO CDD	Peak Antenna Gain (dBi):	4.86
Active Port(s):	A+B (5GHz Core 0 + 5GHz Core 1)	Active Chain(s):	0+1

Test Frequency (MHz)	PSD (dBm / MHz)					Limit (dBm / MHz)	Margin (dB)
	A	B	C	D	Σ		
5260	6.88	6.35	-	-	9.63	11.00	-1.37
5300	6.66	6.02	-	-	9.36	11.00	-1.64
5320	5.85	5.10	-	-	8.50	11.00	-2.50

Table 409 - Maximum Power Spectral Density Results

Test Configuration			
Frequency Range:	5.250-5.350 GHz	Band:	U-NII-2A
Limit Clause(s):	15.407 (a)(2) RSS-247 6.2.2.1	Test Method(s):	Refer to Test Method
Additional Reference(s):	662911 D01 v02r01 F)2)f)(ii), 662911 D01 v02r01 E)2)b)		
Note(s):	DCCF was added to the spectrum analyser reference level offset.		

DUT Configuration			
Mode:	802.11n HT40	Duty Cycle (%):	94.4
Modulation Coding Scheme:	MCS2	DCCF (dB):	0.25
Antenna Configuration:	MIMO CDD	Peak Antenna Gain (dBi):	4.86
Active Port(s):	A+B (5GHz Core 0 + 5GHz Core 1)	Active Chain(s):	0+1

Test Frequency (MHz)	PSD (dBm / MHz)					Limit (dBm / MHz)	Margin (dB)
	A	B	C	D	Σ		
5270	6.50	5.77	-	-	9.16	11.00	-1.84
5310	0.77	0.03	-	-	3.43	11.00	-7.57

Table 410 - Maximum Power Spectral Density Results



Test Configuration			
Frequency Range:	5.250-5.350 GHz	Band:	U-NII-2A
Limit Clause(s):	15.407 (a)(2) RSS-247 6.2.2.1	Test Method(s):	Refer to Test Method
Additional Reference(s):	662911 D01 v02r01 F)2)f)(ii), 662911 D01 v02r01 E)2)b)		
Note(s):	DCCF was added to the spectrum analyser reference level offset.		

DUT Configuration			
Mode:	802.11ac VHT80	Duty Cycle (%):	90.3
Modulation Coding Scheme:	MCS2x1	DCCF (dB):	0.44
Antenna Configuration:	MIMO CDD	Peak Antenna Gain (dBi):	4.86
Active Port(s):	A+B (5GHz Core 0 + 5GHz Core 1)	Active Chain(s):	0+1

Test Frequency (MHz)	PSD (dBm / MHz)					Limit (dBm / MHz)	Margin (dB)
	A	B	C	D	Σ		
5290	-2.69	-3.89	-	-	-0.24	11.00	-11.24

Table 411 - Maximum Power Spectral Density Results

Test Configuration			
Frequency Range:	5.250-5.350 GHz	Band:	U-NII-2A
Limit Clause(s):	15.407 (a)(2) RSS-247 6.2.2.1	Test Method(s):	Refer to Test Method
Additional Reference(s):	662911 D01 v02r01 F)2)f)(ii), 662911 D01 v02r01 E)2)b)		
Note(s):	DCCF was added to the spectrum analyser reference level offset.		

DUT Configuration			
Mode:	802.11ax HE20 SU	Duty Cycle (%):	96.1
Modulation Coding Scheme:	MCS2x1	DCCF (dB):	0.17
Antenna Configuration:	MIMO CDD	Peak Antenna Gain (dBi):	4.86
Active Port(s):	A+B (5GHz Core 0 + 5GHz Core 1)	Active Chain(s):	0+1

Test Frequency (MHz)	PSD (dBm / MHz)					Limit (dBm / MHz)	Margin (dB)
	A	B	C	D	Σ		
5260	6.46	5.71	-	-	9.11	11.00	-1.89
5300	6.06	5.40	-	-	8.75	11.00	-2.25
5320	5.59	4.72	-	-	8.19	11.00	-2.81

Table 412 - Maximum Power Spectral Density Results



Test Configuration			
Frequency Range:	5.250-5.350 GHz	Band:	U-NII-2A
Limit Clause(s):	15.407 (a)(2) RSS-247 6.2.2.1	Test Method(s):	Refer to Test Method
Additional Reference(s):	662911 D01 v02r01 F)2)f)(ii), 662911 D01 v02r01 E)2)b)		
Note(s):	DCCF was added to the spectrum analyser reference level offset.		

DUT Configuration			
Mode:	802.11ax HE40 SU	Duty Cycle (%):	96.1
Modulation Coding Scheme:	MCS2x1	DCCF (dB):	0.17
Antenna Configuration:	MIMO CDD	Peak Antenna Gain (dBi):	4.86
Active Port(s):	A+B (5GHz Core 0 + 5GHz Core 1)	Active Chain(s):	0+1

Test Frequency (MHz)	PSD (dBm / MHz)					Limit (dBm / MHz)	Margin (dB)
	A	B	C	D	Σ		
5270	6.29	5.30	-	-	8.83	11.00	-2.17
5310	0.12	-0.40	-	-	2.88	11.00	-8.12

Table 413 - Maximum Power Spectral Density Results

Test Configuration			
Frequency Range:	5.250-5.350 GHz	Band:	U-NII-2A
Limit Clause(s):	15.407 (a)(2) RSS-247 6.2.2.1	Test Method(s):	Refer to Test Method
Additional Reference(s):	662911 D01 v02r01 F)2)f)(ii), 662911 D01 v02r01 E)2)b)		
Note(s):	DCCF was added to the spectrum analyser reference level offset.		

DUT Configuration			
Mode:	802.11ax HE80 SU	Duty Cycle (%):	96.0
Modulation Coding Scheme:	MCS2x1	DCCF (dB):	0.18
Antenna Configuration:	MIMO CDD	Peak Antenna Gain (dBi):	4.86
Active Port(s):	A+B (5GHz Core 0 + 5GHz Core 1)	Active Chain(s):	0+1

Test Frequency (MHz)	PSD (dBm / MHz)					Limit (dBm / MHz)	Margin (dB)
	A	B	C	D	Σ		
5290	-2.60	-3.99	-	-	-0.23	11.00	-11.23

Table 414 - Maximum Power Spectral Density Results



Test Configuration			
Frequency Range:	5.250-5.350 GHz	Band:	U-NII-2A
Limit Clause(s):	15.407 (a)(2) RSS-247 6.2.2.1	Test Method(s):	Refer to Test Method
Additional Reference(s):	662911 D01 v02r01 F)2)f)(ii), 662911 D01 v02r01 E)2)b)		
Note(s):	DCCF was added to the spectrum analyser reference level offset.		

DUT Configuration			
Mode:	802.11ax HE20 RU52	Duty Cycle (%):	97.6
Modulation Coding Scheme:	MCS2x1	DCCF (dB):	0.11
Antenna Configuration:	MIMO CDD	Peak Antenna Gain (dBi):	4.86
Active Port(s):	A+B (5GHz Core 0 + 5GHz Core 1)	Active Chain(s):	0+1

Test Frequency (MHz)	PSD (dBm / MHz)					Limit (dBm / MHz)	Margin (dB)
	A	B	C	D	Σ		
5260 (RU52.37)	6.57	5.52	-	-	9.09	11.00	-1.91
5300 (RU52.37)	6.34	5.69	-	-	9.04	11.00	-1.96
5320 (RU52.37)	6.03	5.50	-	-	8.78	11.00	-2.22

Table 415 - Maximum Power Spectral Density Results

Test Configuration			
Frequency Range:	5.250-5.350 GHz	Band:	U-NII-2A
Limit Clause(s):	15.407 (a)(2) RSS-247 6.2.2.1	Test Method(s):	Refer to Test Method
Additional Reference(s):	662911 D01 v02r01 F)2)f)(ii), 662911 D01 v02r01 E)2)b)		
Note(s):	DCCF was added to the spectrum analyser reference level offset.		

DUT Configuration			
Mode:	802.11ax HE20 RU106	Duty Cycle (%):	97.9
Modulation Coding Scheme:	MCS2x1	DCCF (dB):	0.09
Antenna Configuration:	MIMO CDD	Peak Antenna Gain (dBi):	4.86
Active Port(s):	A+B (5GHz Core 0 + 5GHz Core 1)	Active Chain(s):	0+1

Test Frequency (MHz)	PSD (dBm / MHz)					Limit (dBm / MHz)	Margin (dB)
	A	B	C	D	Σ		
5260 (RU106.53)	6.75	6.17	-	-	9.48	11.00	-1.52
5300 (RU106.53)	6.74	5.76	-	-	9.29	11.00	-1.71
5320 (RU106.53)	6.42	5.28	-	-	8.90	11.00	-2.10

Table 416 - Maximum Power Spectral Density Results



Test Configuration			
Frequency Range:	5.470-5.725 GHz	Band:	U-NII-2C
Limit Clause(s):	15.407 (a)(2) RSS-247 6.2.3.1	Test Method(s):	Refer to Test Method
Additional Reference(s):	662911 D01 v02r01 F)2)f)(ii), 662911 D01 v02r01 E)2)b)		
Note(s):	DCCF was added to the spectrum analyser reference level offset.		

DUT Configuration			
Mode:	802.11n HT20	Duty Cycle (%):	96.8
Modulation Coding Scheme:	MCS2	DCCF (dB):	0.14
Antenna Configuration:	MIMO CDD	Peak Antenna Gain (dBi):	5.39
Active Port(s):	A+B (5GHz Core 0 + 5GHz Core 1)	Active Chain(s):	0+1

Test Frequency (MHz)	PSD (dBm / MHz)					Limit (dBm / MHz)	Margin (dB)
	A	B	C	D	Σ		
5500	5.11	4.54	-	-	7.85	11.00	-3.15
5600	6.66	6.62	-	-	9.65	11.00	-1.35
5720	6.27	6.47	-	-	9.38	11.00	-1.62

Table 417 - Maximum Power Spectral Density Results

Test Configuration			
Frequency Range:	5.470-5.725 GHz	Band:	U-NII-2C
Limit Clause(s):	15.407 (a)(2) RSS-247 6.2.3.1	Test Method(s):	Refer to Test Method
Additional Reference(s):	662911 D01 v02r01 F)2)f)(ii), 662911 D01 v02r01 E)2)b)		
Note(s):	DCCF was added to the spectrum analyser reference level offset.		

DUT Configuration			
Mode:	802.11n HT40	Duty Cycle (%):	94.4
Modulation Coding Scheme:	MCS2	DCCF (dB):	0.25
Antenna Configuration:	MIMO CDD	Peak Antenna Gain (dBi):	5.39
Active Port(s):	A+B (5GHz Core 0 + 5GHz Core 1)	Active Chain(s):	0+1

Test Frequency (MHz)	PSD (dBm / MHz)					Limit (dBm / MHz)	Margin (dB)
	A	B	C	D	Σ		
5510	0.29	-0.05	-	-	3.13	11.00	-7.87
5590	6.63	6.54	-	-	9.60	11.00	-1.40
5710	5.97	6.23	-	-	9.11	11.00	-1.89

Table 418 - Maximum Power Spectral Density Results



Test Configuration			
Frequency Range:	5.470-5.725 GHz	Band:	U-NII-2C
Limit Clause(s):	15.407 (a)(2) RSS-247 6.2.3.1	Test Method(s):	Refer to Test Method
Additional Reference(s):	662911 D01 v02r01 F)2)f)(ii), 662911 D01 v02r01 E)2)b)		
Note(s):	DCCF was added to the spectrum analyser reference level offset.		

DUT Configuration			
Mode:	802.11ac VHT80	Duty Cycle (%):	90.2
Modulation Coding Scheme:	MCS2x1	DCCF (dB):	0.45
Antenna Configuration:	MIMO CDD	Peak Antenna Gain (dBi):	5.39
Active Port(s):	A+B (5GHz Core 0 + 5GHz Core 1)	Active Chain(s):	0+1

Test Frequency (MHz)	PSD (dBm / MHz)					Limit (dBm / MHz)	Margin (dB)
	A	B	C	D	Σ		
5530	-3.80	-4.09	-	-	-0.93	11.00	-11.93
5610	2.58	2.06	-	-	5.34	11.00	-5.66
5690	3.36	3.35	-	-	6.36	11.00	-4.64

Table 419 - Maximum Power Spectral Density Results

Test Configuration			
Frequency Range:	5.470-5.725 GHz	Band:	U-NII-2C
Limit Clause(s):	15.407 (a)(2) RSS-247 6.2.3.1	Test Method(s):	Refer to Test Method
Additional Reference(s):	662911 D01 v02r01 F)2)f)(ii), 662911 D01 v02r01 E)2)b)		
Note(s):	DCCF was added to the spectrum analyser reference level offset.		

DUT Configuration			
Mode:	802.11ax HE20 SU	Duty Cycle (%):	96.1
Modulation Coding Scheme:	MCS2x1	DCCF (dB):	0.17
Antenna Configuration:	MIMO CDD	Peak Antenna Gain (dBi):	5.39
Active Port(s):	A+B (5GHz Core 0 + 5GHz Core 1)	Active Chain(s):	0+1

Test Frequency (MHz)	PSD (dBm / MHz)					Limit (dBm / MHz)	Margin (dB)
	A	B	C	D	Σ		
5500	4.75	4.21	-	-	7.50	11.00	-3.50
5600	6.73	6.57	-	-	9.66	11.00	-1.34
5720	6.18	6.00	-	-	9.10	11.00	-1.90

Table 420 - Maximum Power Spectral Density Results



Test Configuration			
Frequency Range:	5.470-5.725 GHz	Band:	U-NII-2C
Limit Clause(s):	15.407 (a)(2) RSS-247 6.2.3.1	Test Method(s):	Refer to Test Method
Additional Reference(s):	662911 D01 v02r01 F)2)f)(ii), 662911 D01 v02r01 E)2)b)		
Note(s):	DCCF was added to the spectrum analyser reference level offset.		

DUT Configuration			
Mode:	802.11ax HE40 SU	Duty Cycle (%):	96.1
Modulation Coding Scheme:	MCS2x1	DCCF (dB):	0.17
Antenna Configuration:	MIMO CDD	Peak Antenna Gain (dBi):	5.39
Active Port(s):	A+B (5GHz Core 0 + 5GHz Core 1)	Active Chain(s):	0+1

Test Frequency (MHz)	PSD (dBm / MHz)					Limit (dBm / MHz)	Margin (dB)
	A	B	C	D	Σ		
5510	-0.68	-1.01	-	-	2.17	11.00	-8.83
5590	6.41	6.00	-	-	9.22	11.00	-1.78
5710	5.78	5.99	-	-	8.90	11.00	-2.10

Table 421 - Maximum Power Spectral Density Results

Test Configuration			
Frequency Range:	5.470-5.725 GHz	Band:	U-NII-2C
Limit Clause(s):	15.407 (a)(2) RSS-247 6.2.3.1	Test Method(s):	Refer to Test Method
Additional Reference(s):	662911 D01 v02r01 F)2)f)(ii), 662911 D01 v02r01 E)2)b)		
Note(s):	DCCF was added to the spectrum analyser reference level offset.		

DUT Configuration			
Mode:	802.11ax HE80 SU	Duty Cycle (%):	96.0
Modulation Coding Scheme:	MCS2x1	DCCF (dB):	0.18
Antenna Configuration:	MIMO CDD	Peak Antenna Gain (dBi):	5.39
Active Port(s):	A+B (5GHz Core 0 + 5GHz Core 1)	Active Chain(s):	0+1

Test Frequency (MHz)	PSD (dBm / MHz)					Limit (dBm / MHz)	Margin (dB)
	A	B	C	D	Σ		
5530	-3.76	-3.78	-	-	-0.76	11.00	-11.76
5610	2.09	2.11	-	-	5.11	11.00	-5.89
5690	2.82	3.19	-	-	6.02	11.00	-4.98

Table 422 - Maximum Power Spectral Density Results



Test Configuration			
Frequency Range:	5.470-5.725 GHz	Band:	U-NII-2C
Limit Clause(s):	15.407 (a)(2) RSS-247 6.2.3.1	Test Method(s):	Refer to Test Method
Additional Reference(s):	662911 D01 v02r01 F)2)f)(ii), 662911 D01 v02r01 E)2)b)		
Note(s):	DCCF was added to the spectrum analyser reference level offset.		

DUT Configuration			
Mode:	802.11ax HE20 RU52	Duty Cycle (%):	97.5
Modulation Coding Scheme:	MCS2x1	DCCF (dB):	0.11
Antenna Configuration:	MIMO CDD	Peak Antenna Gain (dBi):	5.39
Active Port(s):	A+B (5GHz Core 0 + 5GHz Core 1)	Active Chain(s):	0+1

Test Frequency (MHz)	PSD (dBm / MHz)					Limit (dBm / MHz)	Margin (dB)
	A	B	C	D	Σ		
5500 (RU52.37)	6.37	6.05	-	-	9.22	11.00	-1.78
5600 (RU52.37)	6.71	6.67	-	-	9.70	11.00	-1.30
5720 (RU52.37)	5.91	6.47	-	-	9.21	11.00	-1.79

Table 423 - Maximum Power Spectral Density Results

Test Configuration			
Frequency Range:	5.470-5.725 GHz	Band:	U-NII-2C
Limit Clause(s):	15.407 (a)(2) RSS-247 6.2.3.1	Test Method(s):	Refer to Test Method
Additional Reference(s):	662911 D01 v02r01 F)2)f)(ii), 662911 D01 v02r01 E)2)b)		
Note(s):	DCCF was added to the spectrum analyser reference level offset.		

DUT Configuration			
Mode:	802.11ax HE20 RU106	Duty Cycle (%):	97.9
Modulation Coding Scheme:	MCS2x1	DCCF (dB):	0.09
Antenna Configuration:	MIMO CDD	Peak Antenna Gain (dBi):	5.39
Active Port(s):	A+B (5GHz Core 0 + 5GHz Core 1)	Active Chain(s):	0+1

Test Frequency (MHz)	PSD (dBm / MHz)					Limit (dBm / MHz)	Margin (dB)
	A	B	C	D	Σ		
5500 (RU106.53)	6.51	5.68	-	-	9.13	11.00	-1.87
5600 (RU106.53)	6.50	6.23	-	-	9.38	11.00	-1.62
5720 (RU106.53)	6.35	6.45	-	-	9.41	11.00	-1.59

Table 424 - Maximum Power Spectral Density Results



Test Configuration			
Frequency Range:	5.725-5.850 GHz	Band:	U-NII-3
Limit Clause(s):	15.407 (a)(3) RSS-247 6.2.4.1	Test Method(s):	Refer to Test Method
Additional Reference(s):	662911 D01 v02r01 F)2)f(ii), 662911 D01 v02r01 E)2)b)		
Note(s):	DCCF was added to the spectrum analyser reference level offset.		

DUT Configuration			
Mode:	802.11n HT20	Duty Cycle (%):	96.8
Modulation Coding Scheme:	MCS2	DCCF (dB):	0.14
Antenna Configuration:	MIMO CDD	Peak Antenna Gain (dBi):	5.12
Active Port(s):	A+B (5GHz Core 0 + 5GHz Core 1)	Active Chain(s):	0+1

Test Frequency (MHz)	PSD (dBm / 500 kHz)					Limit (dBm / 500 kHz)	Margin (dB)
	A	B	C	D	Σ		
5720	1.54	1.84	-	-	4.71	30.00	-25.29
5745	6.85	6.82	-	-	9.84	30.00	-20.16
5785	7.03	6.89	-	-	9.97	30.00	-20.03
5825	6.62	6.77	-	-	9.71	30.00	-20.29

Table 425 - Maximum Power Spectral Density Results

Test Configuration			
Frequency Range:	5.725-5.850 GHz	Band:	U-NII-3
Limit Clause(s):	15.407 (a)(3) RSS-247 6.2.4.1	Test Method(s):	Refer to Test Method
Additional Reference(s):	662911 D01 v02r01 F)2)f(ii), 662911 D01 v02r01 E)2)b)		
Note(s):	DCCF was added to the spectrum analyser reference level offset.		

DUT Configuration			
Mode:	802.11n HT40	Duty Cycle (%):	94.4
Modulation Coding Scheme:	MCS2	DCCF (dB):	0.25
Antenna Configuration:	MIMO CDD	Peak Antenna Gain (dBi):	5.12
Active Port(s):	A+B (5GHz Core 0 + 5GHz Core 1)	Active Chain(s):	0+1

Test Frequency (MHz)	PSD (dBm / 500 kHz)					Limit (dBm / 500 kHz)	Margin (dB)
	A	B	C	D	Σ		
5710	0.22	0.72	-	-	3.49	30.00	-26.51
5755	3.37	3.70	-	-	6.55	30.00	-23.45
5795	3.96	3.95	-	-	6.97	30.00	-23.03

Table 426 - Maximum Power Spectral Density Results



Test Configuration			
Frequency Range:	5.725-5.850 GHz	Band:	U-NII-3
Limit Clause(s):	15.407 (a)(3) RSS-247 6.2.4.1	Test Method(s):	Refer to Test Method
Additional Reference(s):	662911 D01 v02r01 F)2)f)(ii), 662911 D01 v02r01 E)2)b)		
Note(s):	DCCF was added to the spectrum analyser reference level offset.		

DUT Configuration			
Mode:	802.11ac VHT80	Duty Cycle (%):	90.2
Modulation Coding Scheme:	MCS2x1	DCCF (dB):	0.45
Antenna Configuration:	MIMO CDD	Peak Antenna Gain (dBi):	5.12
Active Port(s):	A+B (5GHz Core 0 + 5GHz Core 1)	Active Chain(s):	0+1

Test Frequency (MHz)	PSD (dBm / 500 kHz)					Limit (dBm / 500 kHz)	Margin (dB)
	A	B	C	D	Σ		
5690	-1.58	-1.92	-	-	1.26	30.00	-28.74
5775	-1.01	-1.23	-	-	1.89	30.00	-28.11

Table 427 - Maximum Power Spectral Density Results

Test Configuration			
Frequency Range:	5.725-5.850 GHz	Band:	U-NII-3
Limit Clause(s):	15.407 (a)(3) RSS-247 6.2.4.1	Test Method(s):	Refer to Test Method
Additional Reference(s):	662911 D01 v02r01 F)2)f)(ii), 662911 D01 v02r01 E)2)b)		
Note(s):	DCCF was added to the spectrum analyser reference level offset.		

DUT Configuration			
Mode:	802.11ax HE20 SU	Duty Cycle (%):	96.1
Modulation Coding Scheme:	MCS2x1	DCCF (dB):	0.17
Antenna Configuration:	MIMO CDD	Peak Antenna Gain (dBi):	5.12
Active Port(s):	A+B (5GHz Core 0 + 5GHz Core 1)	Active Chain(s):	0+1

Test Frequency (MHz)	PSD (dBm / 500 kHz)					Limit (dBm / 500 kHz)	Margin (dB)
	A	B	C	D	Σ		
5720	1.69	1.35	-	-	4.53	30.00	-25.47
5745	6.54	6.46	-	-	9.51	30.00	-20.49
5785	6.22	6.58	-	-	9.41	30.00	-20.59
5825	6.23	6.75	-	-	9.51	30.00	-20.49

Table 428 - Maximum Power Spectral Density Results



Test Configuration			
Frequency Range:	5.725-5.850 GHz	Band:	U-NII-3
Limit Clause(s):	15.407 (a)(3) RSS-247 6.2.4.1	Test Method(s):	Refer to Test Method
Additional Reference(s):	662911 D01 v02r01 F)2)f)(ii), 662911 D01 v02r01 E)2)b)		
Note(s):	DCCF was added to the spectrum analyser reference level offset.		

DUT Configuration			
Mode:	802.11ax HE40 SU	Duty Cycle (%):	96.1
Modulation Coding Scheme:	MCS2x1	DCCF (dB):	0.17
Antenna Configuration:	MIMO CDD	Peak Antenna Gain (dBi):	5.12
Active Port(s):	A+B (5GHz Core 0 + 5GHz Core 1)	Active Chain(s):	0+1

Test Frequency (MHz)	PSD (dBm / 500 kHz)					Limit (dBm / 500 kHz)	Margin (dB)
	A	B	C	D	Σ		
5710	-0.06	0.46	-	-	3.22	30.00	-26.78
5755	3.66	3.88	-	-	6.78	30.00	-23.22
5795	3.51	3.59	-	-	6.56	30.00	-23.44

Table 429 - Maximum Power Spectral Density Results

Test Configuration			
Frequency Range:	5.725-5.850 GHz	Band:	U-NII-3
Limit Clause(s):	15.407 (a)(3) RSS-247 6.2.4.1	Test Method(s):	Refer to Test Method
Additional Reference(s):	662911 D01 v02r01 F)2)f)(ii), 662911 D01 v02r01 E)2)b)		
Note(s):	DCCF was added to the spectrum analyser reference level offset.		

DUT Configuration			
Mode:	802.11ax HE80 SU	Duty Cycle (%):	95.9
Modulation Coding Scheme:	MCS2x1	DCCF (dB):	0.18
Antenna Configuration:	MIMO CDD	Peak Antenna Gain (dBi):	5.12
Active Port(s):	A+B (5GHz Core 0 + 5GHz Core 1)	Active Chain(s):	0+1

Test Frequency (MHz)	PSD (dBm / 500 kHz)					Limit (dBm / 500 kHz)	Margin (dB)
	A	B	C	D	Σ		
5690	-2.75	-2.32	-	-	0.48	30.00	-29.52
5775	-1.74	-1.46	-	-	1.42	30.00	-28.58

Table 430 - Maximum Power Spectral Density Results



Test Configuration			
Frequency Range:	5.725-5.850 GHz	Band:	U-NII-3
Limit Clause(s):	15.407 (a)(3) RSS-247 6.2.4.1	Test Method(s):	Refer to Test Method
Additional Reference(s):	662911 D01 v02r01 F)2)f)(ii), 662911 D01 v02r01 E)2)b)		
Note(s):	DCCF was added to the spectrum analyser reference level offset.		

DUT Configuration			
Mode:	802.11ax HE20 RU26	Duty Cycle (%):	97.6
Modulation Coding Scheme:	MCS2x1	DCCF (dB):	0.10
Antenna Configuration:	MIMO CDD	Peak Antenna Gain (dBi):	5.12
Active Port(s):	A+B (5GHz Core 0 + 5GHz Core 1)	Active Chain(s):	0+1

Test Frequency (MHz)	PSD (dBm / 500 kHz)					Limit (dBm / 500 kHz)	Margin (dB)
	A	B	C	D	Σ		
5745 (RU26.0)	5.55	5.73	-	-	8.65	30.00	-21.35
5785 (RU26.0)	5.26	5.05	-	-	8.17	30.00	-21.83
5825 (RU26.0)	5.69	5.74	-	-	8.73	30.00	-21.27

Table 431 - Maximum Power Spectral Density Results

Test Configuration			
Frequency Range:	5.725-5.850 GHz	Band:	U-NII-3
Limit Clause(s):	15.407 (a)(3) RSS-247 6.2.4.1	Test Method(s):	Refer to Test Method
Additional Reference(s):	662911 D01 v02r01 F)2)f)(ii), 662911 D01 v02r01 E)2)b)		
Note(s):	DCCF was added to the spectrum analyser reference level offset.		

DUT Configuration			
Mode:	802.11ax HE20 RU52	Duty Cycle (%):	97.4
Modulation Coding Scheme:	MCS2x1	DCCF (dB):	0.12
Antenna Configuration:	MIMO CDD	Peak Antenna Gain (dBi):	5.12
Active Port(s):	A+B (5GHz Core 0 + 5GHz Core 1)	Active Chain(s):	0+1

Test Frequency (MHz)	PSD (dBm / 500 kHz)					Limit (dBm / 500 kHz)	Margin (dB)
	A	B	C	D	Σ		
5720 (RU52.37)	-14.76	-14.25	-	-	-11.49	30.00	-41.49
5745 (RU52.37)	5.62	5.76	-	-	8.70	30.00	-21.30
5785 (RU52.37)	5.78	5.87	-	-	8.83	30.00	-21.17
5825 (RU52.37)	5.63	5.69	-	-	8.67	30.00	-21.33

Table 432 - Maximum Power Spectral Density Results



Test Configuration			
Frequency Range:	5.725-5.850 GHz	Band:	U-NII-3
Limit Clause(s):	15.407 (a)(3) RSS-247 6.2.4.1	Test Method(s):	Refer to Test Method
Additional Reference(s):	662911 D01 v02r01 F)2)f)(ii), 662911 D01 v02r01 E)2)b)		
Note(s):	DCCF was added to the spectrum analyser reference level offset.		

DUT Configuration			
Mode:	802.11ax HE20 RU106	Duty Cycle (%):	98.0
Modulation Coding Scheme:	MCS2x1	DCCF (dB):	0.09
Antenna Configuration:	MIMO CDD	Peak Antenna Gain (dBi):	5.12
Active Port(s):	A+B (5GHz Core 0 + 5GHz Core 1)	Active Chain(s):	0+1

Test Frequency (MHz)	PSD (dBm / 500 kHz)					Limit (dBm / 500 kHz)	Margin (dB)
	A	B	C	D	Σ		
5720 (RU106.53)	-10.96	-10.19	-	-	-7.55	30.00	-37.55
5745 (RU106.53)	5.58	5.52	-	-	8.56	30.00	-21.44
5785 (RU106.53)	5.47	5.17	-	-	8.34	30.00	-21.66
5825 (RU106.53)	5.43	5.96	-	-	8.71	30.00	-21.29

Table 433 - Maximum Power Spectral Density Results



MIMO SDM

Test Configuration			
Frequency Range:	5.150-5.250 GHz	Band:	U-NII-1
Limit Clause(s):	15.407 (a)(1)(iv)	Test Method(s):	Refer to Test Method
Additional Reference(s):	662911 D01 v02r01 F)2)d)(ii), 662911 D01 v02r01 E)2)b)		
Note(s):	DCCF was added to the spectrum analyser reference level offset.		

DUT Configuration			
Mode:	802.11n HT20	Duty Cycle (%):	94.6
Modulation Coding Scheme:	MCS10	DCCF (dB):	0.24
Antenna Configuration:	MIMO SDM	Peak Antenna Gain (dBi):	0.16
Active Port(s):	A+B (5GHz Core 0 + 5GHz Core 1)	Active Chain(s):	0+1

Test Frequency (MHz)	PSD (dBm / MHz)					Limit (dBm / MHz)	Margin (dB)
	A	B	C	D	Σ		
5180	5.71	4.77	-	-	8.28	11.00	-2.72
5220	6.59	6.03	-	-	9.33	11.00	-1.67
5240	6.60	6.37	-	-	9.50	11.00	-1.50

Table 434 - FCC Maximum Power Spectral Density Results

Test Configuration			
Frequency Range:	5.150-5.250 GHz	Band:	U-NII-1
Limit Clause(s):	RSS-247 6.2.1.1	Test Method(s):	Refer to Test Method
Additional Reference(s):	662911 D01 v02r01 F)2)d)(ii), 662911 D01 v02r01 E)2)b)		
Note(s):	DCCF was added to the spectrum analyser reference level offset.		

DUT Configuration			
Mode:	802.11n HT20	Duty Cycle (%):	94.6
Modulation Coding Scheme:	MCS10	DCCF (dB):	0.24
Antenna Configuration:	MIMO SDM	Peak Antenna Gain (dBi):	0.16
Active Port(s):	A+B (5GHz Core 0 + 5GHz Core 1)	Active Chain(s):	0+1

Test Frequency (MHz)	PSD (dBm / MHz)					EIRP (dBm)	EIRP Limit (dBm)	EIRP Margin (dB)
	A	B	C	D	Σ			
5180	5.83	4.58	-	-	8.26	8.41	10.00	-1.59
5220	5.11	4.27	-	-	7.72	7.88	10.00	-2.12
5240	5.19	4.37	-	-	7.81	7.97	10.00	-2.03

Table 435 - ISED Maximum Power Spectral Density Results



Test Configuration			
Frequency Range:	5.150-5.250 GHz	Band:	U-NII-1
Limit Clause(s):	15.407 (a)(1)(iv)	Test Method(s):	Refer to Test Method
Additional Reference(s):	662911 D01 v02r01 F)2)d)(ii), 662911 D01 v02r01 E)2)b)		
Note(s):	DCCF was added to the spectrum analyser reference level offset.		

DUT Configuration			
Mode:	802.11n HT40	Duty Cycle (%):	90.8
Modulation Coding Scheme:	MCS10	DCCF (dB):	0.42
Antenna Configuration:	MIMO SDM	Peak Antenna Gain (dBi):	0.16
Active Port(s):	A+B (5GHz Core 0 + 5GHz Core 1)	Active Chain(s):	0+1

Test Frequency (MHz)	PSD (dBm / MHz)					Limit (dBm / MHz)	Margin (dB)
	A	B	C	D	Σ		
5190	1.09	0.45	-	-	3.79	11.00	-7.21
5230	6.72	5.52	-	-	9.17	11.00	-1.83

Table 436 - FCC Maximum Power Spectral Density Results

Test Configuration			
Frequency Range:	5.150-5.250 GHz	Band:	U-NII-1
Limit Clause(s):	RSS-247 6.2.1.1	Test Method(s):	Refer to Test Method
Additional Reference(s):	662911 D01 v02r01 F)2)d)(ii), 662911 D01 v02r01 E)2)b)		
Note(s):	DCCF was added to the spectrum analyser reference level offset.		

DUT Configuration			
Mode:	802.11n HT40	Duty Cycle (%):	90.8
Modulation Coding Scheme:	MCS10	DCCF (dB):	0.42
Antenna Configuration:	MIMO SDM	Peak Antenna Gain (dBi):	0.16
Active Port(s):	A+B (5GHz Core 0 + 5GHz Core 1)	Active Chain(s):	0+1

Test Frequency (MHz)	PSD (dBm / MHz)					EIRP (dBm)	EIRP Limit (dBm)	EIRP Margin (dB)
	A	B	C	D	Σ			
5190	0.94	0.71	-	-	3.84	3.99	10.00	-6.01
5230	5.09	4.42	-	-	7.78	7.94	10.00	-2.06

Table 437 - ISED Maximum Power Spectral Density Results



Test Configuration			
Frequency Range:	5.150-5.250 GHz	Band:	U-NII-1
Limit Clause(s):	15.407 (a)(1)(iv)	Test Method(s):	Refer to Test Method
Additional Reference(s):	662911 D01 v02r01 F)2)d)(ii), 662911 D01 v02r01 E)2)b)		
Note(s):	DCCF was added to the spectrum analyser reference level offset.		

DUT Configuration			
Mode:	802.11ac VHT80	Duty Cycle (%):	85.9
Modulation Coding Scheme:	MCS2x2	DCCF (dB):	0.66
Antenna Configuration:	MIMO SDM	Peak Antenna Gain (dBi):	0.16
Active Port(s):	A+B (5GHz Core 0 + 5GHz Core 1)	Active Chain(s):	0+1

Test Frequency (MHz)	PSD (dBm / MHz)					Limit (dBm / MHz)	Margin (dB)
	A	B	C	D	Σ		
5210	-2.21	-2.97	-	-	0.44	11.00	-10.56

Table 438 - FCC Maximum Power Spectral Density Results

Test Configuration			
Frequency Range:	5.150-5.250 GHz	Band:	U-NII-1
Limit Clause(s):	RSS-247 6.2.1.1	Test Method(s):	Refer to Test Method
Additional Reference(s):	662911 D01 v02r01 F)2)d)(ii), 662911 D01 v02r01 E)2)b)		
Note(s):	DCCF was added to the spectrum analyser reference level offset.		

DUT Configuration			
Mode:	802.11ac VHT80	Duty Cycle (%):	85.9
Modulation Coding Scheme:	MCS2x2	DCCF (dB):	0.66
Antenna Configuration:	MIMO SDM	Peak Antenna Gain (dBi):	0.16
Active Port(s):	A+B (5GHz Core 0 + 5GHz Core 1)	Active Chain(s):	0+1

Test Frequency (MHz)	PSD (dBm / MHz)					EIRP (dBm)	EIRP Limit (dBm)	EIRP Margin (dB)
	A	B	C	D	Σ			
5210	-2.20	-2.98	-	-	0.44	0.60	10.00	-9.40

Table 439 - ISED Maximum Power Spectral Density Results



Test Configuration			
Frequency Range:	5.150-5.250 GHz	Band:	U-NII-1
Limit Clause(s):	15.407 (a)(1)(iv)	Test Method(s):	Refer to Test Method
Additional Reference(s):	662911 D01 v02r01 F)2)d)(ii), 662911 D01 v02r01 E)2)b)		
Note(s):	DCCF was added to the spectrum analyser reference level offset.		

DUT Configuration			
Mode:	802.11ax HE20 SU	Duty Cycle (%):	96.1
Modulation Coding Scheme:	MCS2x2	DCCF (dB):	0.17
Antenna Configuration:	MIMO SDM	Peak Antenna Gain (dBi):	0.16
Active Port(s):	A+B (5GHz Core 0 + 5GHz Core 1)	Active Chain(s):	0+1

Test Frequency (MHz)	PSD (dBm / MHz)					Limit (dBm / MHz)	Margin (dB)
	A	B	C	D	Σ		
5180	5.24	4.35	-	-	7.83	11.00	-3.17
5220	6.03	5.51	-	-	8.79	11.00	-2.21
5240	6.60	6.03	-	-	9.34	11.00	-1.66

Table 440 - FCC Maximum Power Spectral Density Results

Test Configuration			
Frequency Range:	5.150-5.250 GHz	Band:	U-NII-1
Limit Clause(s):	RSS-247 6.2.1.1	Test Method(s):	Refer to Test Method
Additional Reference(s):	662911 D01 v02r01 F)2)d)(ii), 662911 D01 v02r01 E)2)b)		
Note(s):	DCCF was added to the spectrum analyser reference level offset.		

DUT Configuration			
Mode:	802.11ax HE20 SU	Duty Cycle (%):	96.1
Modulation Coding Scheme:	MCS2x2	DCCF (dB):	0.17
Antenna Configuration:	MIMO SDM	Peak Antenna Gain (dBi):	0.16
Active Port(s):	A+B (5GHz Core 0 + 5GHz Core 1)	Active Chain(s):	0+1

Test Frequency (MHz)	PSD (dBm / MHz)					EIRP (dBm)	EIRP Limit (dBm)	EIRP Margin (dB)
	A	B	C	D	Σ			
5180	5.06	3.99	-	-	7.57	7.72	10.00	-2.28
5220	5.14	4.25	-	-	7.72	7.88	10.00	-2.12
5240	5.33	4.46	-	-	7.93	8.09	10.00	-1.91

Table 441 - ISED Maximum Power Spectral Density Results



Test Configuration			
Frequency Range:	5.150-5.250 GHz	Band:	U-NII-1
Limit Clause(s):	15.407 (a)(1)(iv)	Test Method(s):	Refer to Test Method
Additional Reference(s):	662911 D01 v02r01 F)2)d)(ii), 662911 D01 v02r01 E)2)b)		
Note(s):	DCCF was added to the spectrum analyser reference level offset.		

DUT Configuration			
Mode:	802.11ax HE40 SU	Duty Cycle (%):	96.1
Modulation Coding Scheme:	MCS2x2	DCCF (dB):	0.17
Antenna Configuration:	MIMO SDM	Peak Antenna Gain (dBi):	0.16
Active Port(s):	A+B (5GHz Core 0 + 5GHz Core 1)	Active Chain(s):	0+1

Test Frequency (MHz)	PSD (dBm / MHz)					Limit (dBm / MHz)	Margin (dB)
	A	B	C	D	Σ		
5190	1.02	0.22	-	-	3.65	11.00	-7.35
5230	6.21	5.45	-	-	8.86	11.00	-2.14

Table 442 - FCC Maximum Power Spectral Density Results

Test Configuration			
Frequency Range:	5.150-5.250 GHz	Band:	U-NII-1
Limit Clause(s):	RSS-247 6.2.1.1	Test Method(s):	Refer to Test Method
Additional Reference(s):	662911 D01 v02r01 F)2)d)(ii), 662911 D01 v02r01 E)2)b)		
Note(s):	DCCF was added to the spectrum analyser reference level offset.		

DUT Configuration			
Mode:	802.11ax HE40 SU	Duty Cycle (%):	96.1
Modulation Coding Scheme:	MCS2x2	DCCF (dB):	0.17
Antenna Configuration:	MIMO SDM	Peak Antenna Gain (dBi):	0.16
Active Port(s):	A+B (5GHz Core 0 + 5GHz Core 1)	Active Chain(s):	0+1

Test Frequency (MHz)	PSD (dBm / MHz)					EIRP (dBm)	EIRP Limit (dBm)	EIRP Margin (dB)
	A	B	C	D	Σ			
5190	0.93	0.38	-	-	3.68	3.83	10.00	-6.17
5230	4.78	4.16	-	-	7.49	7.65	10.00	-2.35

Table 443 - ISED Maximum Power Spectral Density Results



Test Configuration			
Frequency Range:	5.150-5.250 GHz	Band:	U-NII-1
Limit Clause(s):	15.407 (a)(1)(iv)	Test Method(s):	Refer to Test Method
Additional Reference(s):	662911 D01 v02r01 F)2)d)(ii), 662911 D01 v02r01 E)2)b)		
Note(s):	DCCF was added to the spectrum analyser reference level offset.		

DUT Configuration			
Mode:	802.11ax HE80 SU	Duty Cycle (%):	96.0
Modulation Coding Scheme:	MCS2x2	DCCF (dB):	0.18
Antenna Configuration:	MIMO SDM	Peak Antenna Gain (dBi):	0.16
Active Port(s):	A+B (5GHz Core 0 + 5GHz Core 1)	Active Chain(s):	0+1

Test Frequency (MHz)	PSD (dBm / MHz)					Limit (dBm / MHz)	Margin (dB)
	A	B	C	D	Σ		
5210	-2.57	-3.64	-	-	-0.06	11.00	-11.06

Table 444 - FCC Maximum Power Spectral Density Results

Test Configuration			
Frequency Range:	5.150-5.250 GHz	Band:	U-NII-1
Limit Clause(s):	RSS-247 6.2.1.1	Test Method(s):	Refer to Test Method
Additional Reference(s):	662911 D01 v02r01 F)2)d)(ii), 662911 D01 v02r01 E)2)b)		
Note(s):	DCCF was added to the spectrum analyser reference level offset.		

DUT Configuration			
Mode:	802.11ax HE80 SU	Duty Cycle (%):	96.0
Modulation Coding Scheme:	MCS2x2	DCCF (dB):	0.18
Antenna Configuration:	MIMO SDM	Peak Antenna Gain (dBi):	0.16
Active Port(s):	A+B (5GHz Core 0 + 5GHz Core 1)	Active Chain(s):	0+1

Test Frequency (MHz)	PSD (dBm / MHz)					EIRP (dBm)	EIRP Limit (dBm)	EIRP Margin (dB)
	A	B	C	D	Σ			
5210	-2.41	-3.42	-	-	0.13	0.28	10.00	-9.72

Table 445 - ISED Maximum Power Spectral Density Results



Test Configuration			
Frequency Range:	5.150-5.250 GHz	Band:	U-NII-1
Limit Clause(s):	15.407 (a)(1)(iv)	Test Method(s):	Refer to Test Method
Additional Reference(s):	662911 D01 v02r01 F)2)d)(ii), 662911 D01 v02r01 E)2)b)		
Note(s):	DCCF was added to the spectrum analyser reference level offset.		

DUT Configuration			
Mode:	802.11ax HE20 RU26	Duty Cycle (%):	97.6
Modulation Coding Scheme:	MCS2x2	DCCF (dB):	0.10
Antenna Configuration:	MIMO SDM	Peak Antenna Gain (dBi):	0.16
Active Port(s):	A+B (5GHz Core 0 + 5GHz Core 1)	Active Chain(s):	0+1

Test Frequency (MHz)	PSD (dBm / MHz)					Limit (dBm / MHz)	Margin (dB)
	A	B	C	D	Σ		
5180 (RU26.0)	5.82	5.06	-	-	8.47	11.00	-2.53
5220 (RU26.0)	6.20	5.43	-	-	8.84	11.00	-2.16
5240 (RU26.0)	5.95	4.93	-	-	8.48	11.00	-2.52

Table 446 - FCC Maximum Power Spectral Density Results

Test Configuration			
Frequency Range:	5.150-5.250 GHz	Band:	U-NII-1
Limit Clause(s):	RSS-247 6.2.1.1	Test Method(s):	Refer to Test Method
Additional Reference(s):	662911 D01 v02r01 F)2)d)(ii), 662911 D01 v02r01 E)2)b)		
Note(s):	DCCF was added to the spectrum analyser reference level offset.		

DUT Configuration			
Mode:	802.11ax HE20 RU26	Duty Cycle (%):	97.6
Modulation Coding Scheme:	MCS2x2	DCCF (dB):	0.11
Antenna Configuration:	MIMO SDM	Peak Antenna Gain (dBi):	0.16
Active Port(s):	A+B (5GHz Core 0 + 5GHz Core 1)	Active Chain(s):	0+1

Test Frequency (MHz)	PSD (dBm / MHz)					EIRP (dBm)	EIRP Limit (dBm)	EIRP Margin (dB)
	A	B	C	D	Σ			
5180 (RU26.0)	4.84	4.04	-	-	7.47	7.63	10.00	-2.37
5220 (RU26.0)	4.58	3.94	-	-	7.28	7.44	10.00	-2.56
5240 (RU26.0)	4.92	4.42	-	-	7.69	7.84	10.00	-2.16

Table 447 - ISED Maximum Power Spectral Density Results



Test Configuration			
Frequency Range:	5.150-5.250 GHz	Band:	U-NII-1
Limit Clause(s):	15.407 (a)(1)(iv)	Test Method(s):	Refer to Test Method
Additional Reference(s):	662911 D01 v02r01 F)2)d)(ii), 662911 D01 v02r01 E)2)b)		
Note(s):	DCCF was added to the spectrum analyser reference level offset.		

DUT Configuration			
Mode:	802.11ax HE20 RU52	Duty Cycle (%):	97.3
Modulation Coding Scheme:	MCS2x2	DCCF (dB):	0.12
Antenna Configuration:	MIMO SDM	Peak Antenna Gain (dBi):	0.16
Active Port(s):	A+B (5GHz Core 0 + 5GHz Core 1)	Active Chain(s):	0+1

Test Frequency (MHz)	PSD (dBm / MHz)					Limit (dBm / MHz)	Margin (dB)
	A	B	C	D	Σ		
5180 (RU52.37)	6.20	5.86	-	-	9.05	11.00	-1.95
5220 (RU52.37)	6.23	5.39	-	-	8.84	11.00	-2.16
5240 (RU52.37)	6.55	5.81	-	-	9.20	11.00	-1.80

Table 448 - FCC Maximum Power Spectral Density Results

Test Configuration			
Frequency Range:	5.150-5.250 GHz	Band:	U-NII-1
Limit Clause(s):	RSS-247 6.2.1.1	Test Method(s):	Refer to Test Method
Additional Reference(s):	662911 D01 v02r01 F)2)d)(ii), 662911 D01 v02r01 E)2)b)		
Note(s):	DCCF was added to the spectrum analyser reference level offset.		

DUT Configuration			
Mode:	802.11ax HE20 RU52	Duty Cycle (%):	97.4
Modulation Coding Scheme:	MCS2x2	DCCF (dB):	0.12
Antenna Configuration:	MIMO SDM	Peak Antenna Gain (dBi):	0.16
Active Port(s):	A+B (5GHz Core 0 + 5GHz Core 1)	Active Chain(s):	0+1

Test Frequency (MHz)	PSD (dBm / MHz)					EIRP (dBm)	EIRP Limit (dBm)	EIRP Margin (dB)
	A	B	C	D	Σ			
5180 (RU52.37)	5.19	4.11	-	-	7.69	7.85	10.00	-2.15
5220 (RU52.37)	4.88	4.24	-	-	7.59	7.74	10.00	-2.26
5240 (RU52.37)	5.46	4.61	-	-	8.07	8.22	10.00	-1.78

Table 449 - ISED Maximum Power Spectral Density Results



Test Configuration			
Frequency Range:	5.150-5.250 GHz	Band:	U-NII-1
Limit Clause(s):	15.407 (a)(1)(iv)	Test Method(s):	Refer to Test Method
Additional Reference(s):	662911 D01 v02r01 F)2)d)(ii), 662911 D01 v02r01 E)2)b)		
Note(s):	DCCF was added to the spectrum analyser reference level offset.		

DUT Configuration			
Mode:	802.11ax HE20 RU106	Duty Cycle (%):	97.9
Modulation Coding Scheme:	MCS2x2	DCCF (dB):	0.09
Antenna Configuration:	MIMO SDM	Peak Antenna Gain (dBi):	0.16
Active Port(s):	A+B (5GHz Core 0 + 5GHz Core 1)	Active Chain(s):	0+1

Test Frequency (MHz)	PSD (dBm / MHz)					Limit (dBm / MHz)	Margin (dB)
	A	B	C	D	Σ		
5180 (RU106.53)	6.65	5.69	-	-	9.20	11.00	-1.80
5220 (RU106.53)	6.41	5.76	-	-	9.11	11.00	-1.89
5240 (RU106.53)	6.48	5.71	-	-	9.12	11.00	-1.88

Table 450 - FCC Maximum Power Spectral Density Results

Test Configuration			
Frequency Range:	5.150-5.250 GHz	Band:	U-NII-1
Limit Clause(s):	RSS-247 6.2.1.1	Test Method(s):	Refer to Test Method
Additional Reference(s):	662911 D01 v02r01 F)2)d)(ii), 662911 D01 v02r01 E)2)b)		
Note(s):	DCCF was added to the spectrum analyser reference level offset.		

DUT Configuration			
Mode:	802.11ax HE20 RU106	Duty Cycle (%):	97.9
Modulation Coding Scheme:	MCS2x2	DCCF (dB):	0.09
Antenna Configuration:	MIMO SDM	Peak Antenna Gain (dBi):	0.16
Active Port(s):	A+B (5GHz Core 0 + 5GHz Core 1)	Active Chain(s):	0+1

Test Frequency (MHz)	PSD (dBm / MHz)					EIRP (dBm)	EIRP Limit (dBm)	EIRP Margin (dB)
	A	B	C	D	Σ			
5180 (RU106.53)	5.14	4.60	-	-	7.89	8.04	10.00	-1.96
5220 (RU106.53)	5.23	4.67	-	-	7.97	8.13	10.00	-1.87
5240 (RU106.53)	5.36	4.98	-	-	8.18	8.34	10.00	-1.66

Table 451 - ISED Maximum Power Spectral Density Results



Test Configuration			
Frequency Range:	5.250-5.350 GHz	Band:	U-NII-2A
Limit Clause(s):	15.407 (a)(2) RSS-247 6.2.2.1	Test Method(s):	Refer to Test Method
Additional Reference(s):	662911 D01 v02r01 F)2)d)(ii), 662911 D01 v02r01 E)2)b)		
Note(s):	DCCF was added to the spectrum analyser reference level offset.		

DUT Configuration			
Mode:	802.11n HT20	Duty Cycle (%):	94.6
Modulation Coding Scheme:	MCS10	DCCF (dB):	0.24
Antenna Configuration:	MIMO SDM	Peak Antenna Gain (dBi):	1.85
Active Port(s):	A+B (5GHz Core 0 + 5GHz Core 1)	Active Chain(s):	0+1

Test Frequency (MHz)	PSD (dBm / MHz)					Limit (dBm / MHz)	Margin (dB)
	A	B	C	D	Σ		
5260	6.81	6.24	-	-	9.54	11.00	-1.46
5300	6.68	6.22	-	-	9.47	11.00	-1.53
5320	5.93	5.21	-	-	8.60	11.00	-2.40

Table 452 - Maximum Power Spectral Density Results

Test Configuration			
Frequency Range:	5.250-5.350 GHz	Band:	U-NII-2A
Limit Clause(s):	15.407 (a)(2) RSS-247 6.2.2.1	Test Method(s):	Refer to Test Method
Additional Reference(s):	662911 D01 v02r01 F)2)d)(ii), 662911 D01 v02r01 E)2)b)		
Note(s):	DCCF was added to the spectrum analyser reference level offset.		

DUT Configuration			
Mode:	802.11n HT40	Duty Cycle (%):	90.8
Modulation Coding Scheme:	MCS10	DCCF (dB):	0.42
Antenna Configuration:	MIMO SDM	Peak Antenna Gain (dBi):	1.85
Active Port(s):	A+B (5GHz Core 0 + 5GHz Core 1)	Active Chain(s):	0+1

Test Frequency (MHz)	PSD (dBm / MHz)					Limit (dBm / MHz)	Margin (dB)
	A	B	C	D	Σ		
5270	6.08	5.65	-	-	8.88	11.00	-2.12
5310	0.44	-0.22	-	-	3.13	11.00	-7.87

Table 453 - Maximum Power Spectral Density Results



Test Configuration			
Frequency Range:	5.250-5.350 GHz	Band:	U-NII-2A
Limit Clause(s):	15.407 (a)(2) RSS-247 6.2.2.1	Test Method(s):	Refer to Test Method
Additional Reference(s):	662911 D01 v02r01 F)2)d)(ii), 662911 D01 v02r01 E)2)b)		
Note(s):	DCCF was added to the spectrum analyser reference level offset.		

DUT Configuration			
Mode:	802.11ac VHT80	Duty Cycle (%):	85.7
Modulation Coding Scheme:	MCS2x2	DCCF (dB):	0.67
Antenna Configuration:	MIMO SDM	Peak Antenna Gain (dBi):	1.85
Active Port(s):	A+B (5GHz Core 0 + 5GHz Core 1)	Active Chain(s):	0+1

Test Frequency (MHz)	PSD (dBm / MHz)					Limit (dBm / MHz)	Margin (dB)
	A	B	C	D	Σ		
5290	-3.41	-4.25	-	-	-0.80	11.00	-11.80

Table 454 - Maximum Power Spectral Density Results

Test Configuration			
Frequency Range:	5.250-5.350 GHz	Band:	U-NII-2A
Limit Clause(s):	15.407 (a)(2) RSS-247 6.2.2.1	Test Method(s):	Refer to Test Method
Additional Reference(s):	662911 D01 v02r01 F)2)d)(ii), 662911 D01 v02r01 E)2)b)		
Note(s):	DCCF was added to the spectrum analyser reference level offset.		

DUT Configuration			
Mode:	802.11ax HE20 SU	Duty Cycle (%):	96.1
Modulation Coding Scheme:	MCS2x2	DCCF (dB):	0.17
Antenna Configuration:	MIMO SDM	Peak Antenna Gain (dBi):	1.85
Active Port(s):	A+B (5GHz Core 0 + 5GHz Core 1)	Active Chain(s):	0+1

Test Frequency (MHz)	PSD (dBm / MHz)					Limit (dBm / MHz)	Margin (dB)
	A	B	C	D	Σ		
5260	6.42	5.88	-	-	9.17	11.00	-1.83
5300	6.12	5.30	-	-	8.74	11.00	-2.26
5320	5.62	4.88	-	-	8.27	11.00	-2.73

Table 455 - Maximum Power Spectral Density Results



Test Configuration			
Frequency Range:	5.250-5.350 GHz	Band:	U-NII-2A
Limit Clause(s):	15.407 (a)(2) RSS-247 6.2.2.1	Test Method(s):	Refer to Test Method
Additional Reference(s):	662911 D01 v02r01 F)2)d)(ii), 662911 D01 v02r01 E)2)b)		
Note(s):	DCCF was added to the spectrum analyser reference level offset.		

DUT Configuration			
Mode:	802.11ax HE40 SU	Duty Cycle (%):	96.1
Modulation Coding Scheme:	MCS2x2	DCCF (dB):	0.17
Antenna Configuration:	MIMO SDM	Peak Antenna Gain (dBi):	1.85
Active Port(s):	A+B (5GHz Core 0 + 5GHz Core 1)	Active Chain(s):	0+1

Test Frequency (MHz)	PSD (dBm / MHz)					Limit (dBm / MHz)	Margin (dB)
	A	B	C	D	Σ		
5270	6.10	5.52	-	-	8.83	11.00	-2.17
5310	0.56	-0.01	-	-	3.29	11.00	-7.71

Table 456 - Maximum Power Spectral Density Results

Test Configuration			
Frequency Range:	5.250-5.350 GHz	Band:	U-NII-2A
Limit Clause(s):	15.407 (a)(2) RSS-247 6.2.2.1	Test Method(s):	Refer to Test Method
Additional Reference(s):	662911 D01 v02r01 F)2)d)(ii), 662911 D01 v02r01 E)2)b)		
Note(s):	DCCF was added to the spectrum analyser reference level offset.		

DUT Configuration			
Mode:	802.11ax HE80 SU	Duty Cycle (%):	96.0
Modulation Coding Scheme:	MCS2x2	DCCF (dB):	0.18
Antenna Configuration:	MIMO SDM	Peak Antenna Gain (dBi):	1.85
Active Port(s):	A+B (5GHz Core 0 + 5GHz Core 1)	Active Chain(s):	0+1

Test Frequency (MHz)	PSD (dBm / MHz)					Limit (dBm / MHz)	Margin (dB)
	A	B	C	D	Σ		
5290	-3.67	-4.80	-	-	-1.19	11.00	-12.19

Table 457 - Maximum Power Spectral Density Results



Test Configuration			
Frequency Range:	5.250-5.350 GHz	Band:	U-NII-2A
Limit Clause(s):	15.407 (a)(2) RSS-247 6.2.2.1	Test Method(s):	Refer to Test Method
Additional Reference(s):	662911 D01 v02r01 F)2)d)(ii), 662911 D01 v02r01 E)2)b)		
Note(s):	DCCF was added to the spectrum analyser reference level offset.		

DUT Configuration			
Mode:	802.11ax HE20 RU52	Duty Cycle (%):	97.4
Modulation Coding Scheme:	MCS2x2	DCCF (dB):	0.12
Antenna Configuration:	MIMO SDM	Peak Antenna Gain (dBi):	1.85
Active Port(s):	A+B (5GHz Core 0 + 5GHz Core 1)	Active Chain(s):	0+1

Test Frequency (MHz)	PSD (dBm / MHz)					Limit (dBm / MHz)	Margin (dB)
	A	B	C	D	Σ		
5260 (RU52.37)	6.55	5.85	-	-	9.22	11.00	-1.78
5300 (RU52.37)	6.24	5.93	-	-	9.10	11.00	-1.90
5320 (RU52.37)	6.04	5.50	-	-	8.79	11.00	-2.21

Table 458 - Maximum Power Spectral Density Results

Test Configuration			
Frequency Range:	5.250-5.350 GHz	Band:	U-NII-2A
Limit Clause(s):	15.407 (a)(2) RSS-247 6.2.2.1	Test Method(s):	Refer to Test Method
Additional Reference(s):	662911 D01 v02r01 F)2)d)(ii), 662911 D01 v02r01 E)2)b)		
Note(s):	DCCF was added to the spectrum analyser reference level offset.		

DUT Configuration			
Mode:	802.11ax HE20 RU106	Duty Cycle (%):	97.9
Modulation Coding Scheme:	MCS2x2	DCCF (dB):	0.09
Antenna Configuration:	MIMO SDM	Peak Antenna Gain (dBi):	1.85
Active Port(s):	A+B (5GHz Core 0 + 5GHz Core 1)	Active Chain(s):	0+1

Test Frequency (MHz)	PSD (dBm / MHz)					Limit (dBm / MHz)	Margin (dB)
	A	B	C	D	Σ		
5260 (RU106.53)	6.72	5.97	-	-	9.37	11.00	-1.63
5300 (RU106.53)	6.31	5.73	-	-	9.04	11.00	-1.96
5320 (RU106.53)	6.29	5.54	-	-	8.94	11.00	-2.06

Table 459 - Maximum Power Spectral Density Results



Test Configuration			
Frequency Range:	5.470-5.725 GHz	Band:	U-NII-2C
Limit Clause(s):	15.407 (a)(2) RSS-247 6.2.3.1	Test Method(s):	Refer to Test Method
Additional Reference(s):	662911 D01 v02r01 F)2)d)(ii), 662911 D01 v02r01 E)2)b)		
Note(s):	DCCF was added to the spectrum analyser reference level offset.		

DUT Configuration			
Mode:	802.11n HT20	Duty Cycle (%):	94.6
Modulation Coding Scheme:	MCS10	DCCF (dB):	0.24
Antenna Configuration:	MIMO SDM	Peak Antenna Gain (dBi):	2.38
Active Port(s):	A+B (5GHz Core 0 + 5GHz Core 1)	Active Chain(s):	0+1

Test Frequency (MHz)	PSD (dBm / MHz)					Limit (dBm / MHz)	Margin (dB)
	A	B	C	D	Σ		
5500	4.89	4.52	-	-	7.72	11.00	-3.28
5600	6.54	6.54	-	-	9.55	11.00	-1.45
5720	6.25	6.41	-	-	9.34	11.00	-1.66

Table 460 - Maximum Power Spectral Density Results

Test Configuration			
Frequency Range:	5.470-5.725 GHz	Band:	U-NII-2C
Limit Clause(s):	15.407 (a)(2) RSS-247 6.2.3.1	Test Method(s):	Refer to Test Method
Additional Reference(s):	662911 D01 v02r01 F)2)d)(ii), 662911 D01 v02r01 E)2)b)		
Note(s):	DCCF was added to the spectrum analyser reference level offset.		

DUT Configuration			
Mode:	802.11n HT40	Duty Cycle (%):	90.8
Modulation Coding Scheme:	MCS10	DCCF (dB):	0.42
Antenna Configuration:	MIMO SDM	Peak Antenna Gain (dBi):	2.38
Active Port(s):	A+B (5GHz Core 0 + 5GHz Core 1)	Active Chain(s):	0+1

Test Frequency (MHz)	PSD (dBm / MHz)					Limit (dBm / MHz)	Margin (dB)
	A	B	C	D	Σ		
5510	0.38	0.09	-	-	3.24	11.00	-7.76
5590	6.23	6.22	-	-	9.23	11.00	-1.77
5710	5.72	5.99	-	-	8.87	11.00	-2.13

Table 461 - Maximum Power Spectral Density Results



Test Configuration			
Frequency Range:	5.470-5.725 GHz	Band:	U-NII-2C
Limit Clause(s):	15.407 (a)(2) RSS-247 6.2.3.1	Test Method(s):	Refer to Test Method
Additional Reference(s):	662911 D01 v02r01 F)2)d)(ii), 662911 D01 v02r01 E)2)b)		
Note(s):	DCCF was added to the spectrum analyser reference level offset.		

DUT Configuration			
Mode:	802.11ac VHT80	Duty Cycle (%):	85.7
Modulation Coding Scheme:	MCS2x2	DCCF (dB):	0.67
Antenna Configuration:	MIMO SDM	Peak Antenna Gain (dBi):	2.38
Active Port(s):	A+B (5GHz Core 0 + 5GHz Core 1)	Active Chain(s):	0+1

Test Frequency (MHz)	PSD (dBm / MHz)					Limit (dBm / MHz)	Margin (dB)
	A	B	C	D	Σ		
5530	-3.24	-3.89	-	-	-0.54	11.00	-11.54
5610	2.69	2.54	-	-	5.63	11.00	-5.37
5690	3.47	3.46	-	-	6.47	11.00	-4.53

Table 462 - Maximum Power Spectral Density Results

Test Configuration			
Frequency Range:	5.470-5.725 GHz	Band:	U-NII-2C
Limit Clause(s):	15.407 (a)(2) RSS-247 6.2.3.1	Test Method(s):	Refer to Test Method
Additional Reference(s):	662911 D01 v02r01 F)2)d)(ii), 662911 D01 v02r01 E)2)b)		
Note(s):	DCCF was added to the spectrum analyser reference level offset.		

DUT Configuration			
Mode:	802.11ax HE20 SU	Duty Cycle (%):	96.1
Modulation Coding Scheme:	MCS2x2	DCCF (dB):	0.17
Antenna Configuration:	MIMO SDM	Peak Antenna Gain (dBi):	2.38
Active Port(s):	A+B (5GHz Core 0 + 5GHz Core 1)	Active Chain(s):	0+1

Test Frequency (MHz)	PSD (dBm / MHz)					Limit (dBm / MHz)	Margin (dB)
	A	B	C	D	Σ		
5500	4.82	4.13	-	-	7.50	11.00	-3.50
5600	6.58	6.70	-	-	9.65	11.00	-1.35
5720	6.04	5.98	-	-	9.02	11.00	-1.98

Table 463 - Maximum Power Spectral Density Results



Test Configuration			
Frequency Range:	5.470-5.725 GHz	Band:	U-NII-2C
Limit Clause(s):	15.407 (a)(2) RSS-247 6.2.3.1	Test Method(s):	Refer to Test Method
Additional Reference(s):	662911 D01 v02r01 F)2)d)(ii), 662911 D01 v02r01 E)2)b)		
Note(s):	DCCF was added to the spectrum analyser reference level offset.		

DUT Configuration			
Mode:	802.11ax HE40 SU	Duty Cycle (%):	96.1
Modulation Coding Scheme:	MCS2x2	DCCF (dB):	0.17
Antenna Configuration:	MIMO SDM	Peak Antenna Gain (dBi):	2.38
Active Port(s):	A+B (5GHz Core 0 + 5GHz Core 1)	Active Chain(s):	0+1

Test Frequency (MHz)	PSD (dBm / MHz)					Limit (dBm / MHz)	Margin (dB)
	A	B	C	D	Σ		
5510	-0.38	-0.84	-	-	2.41	11.00	-8.59
5590	6.02	6.00	-	-	9.02	11.00	-1.98
5710	5.92	6.07	-	-	9.01	11.00	-1.99

Table 464 - Maximum Power Spectral Density Results

Test Configuration			
Frequency Range:	5.470-5.725 GHz	Band:	U-NII-2C
Limit Clause(s):	15.407 (a)(2) RSS-247 6.2.3.1	Test Method(s):	Refer to Test Method
Additional Reference(s):	662911 D01 v02r01 F)2)d)(ii), 662911 D01 v02r01 E)2)b)		
Note(s):	DCCF was added to the spectrum analyser reference level offset.		

DUT Configuration			
Mode:	802.11ax HE80 SU	Duty Cycle (%):	96.0
Modulation Coding Scheme:	MCS2x2	DCCF (dB):	0.18
Antenna Configuration:	MIMO SDM	Peak Antenna Gain (dBi):	2.38
Active Port(s):	A+B (5GHz Core 0 + 5GHz Core 1)	Active Chain(s):	0+1

Test Frequency (MHz)	PSD (dBm / MHz)					Limit (dBm / MHz)	Margin (dB)
	A	B	C	D	Σ		
5530	-4.35	-4.34	-	-	-1.33	11.00	-12.33
5610	2.24	1.96	-	-	5.11	11.00	-5.89
5690	3.12	3.58	-	-	6.36	11.00	-4.64

Table 465 - Maximum Power Spectral Density Results



Test Configuration			
Frequency Range:	5.470-5.725 GHz	Band:	U-NII-2C
Limit Clause(s):	15.407 (a)(2) RSS-247 6.2.3.1	Test Method(s):	Refer to Test Method
Additional Reference(s):	662911 D01 v02r01 F)2)d)(ii), 662911 D01 v02r01 E)2)b)		
Note(s):	DCCF was added to the spectrum analyser reference level offset.		

DUT Configuration			
Mode:	802.11ax HE20 RU52	Duty Cycle (%):	97.6
Modulation Coding Scheme:	MCS2x2	DCCF (dB):	0.10
Antenna Configuration:	MIMO SDM	Peak Antenna Gain (dBi):	2.38
Active Port(s):	A+B (5GHz Core 0 + 5GHz Core 1)	Active Chain(s):	0+1

Test Frequency (MHz)	PSD (dBm / MHz)					Limit (dBm / MHz)	Margin (dB)
	A	B	C	D	Σ		
5500 (RU52.37)	6.38	6.18	-	-	9.29	11.00	-1.71
5600 (RU52.37)	6.53	6.53	-	-	9.54	11.00	-1.46
5720 (RU52.37)	6.14	6.22	-	-	9.19	11.00	-1.81

Table 466 - Maximum Power Spectral Density Results

Test Configuration			
Frequency Range:	5.470-5.725 GHz	Band:	U-NII-2C
Limit Clause(s):	15.407 (a)(2) RSS-247 6.2.3.1	Test Method(s):	Refer to Test Method
Additional Reference(s):	662911 D01 v02r01 F)2)d)(ii), 662911 D01 v02r01 E)2)b)		
Note(s):	DCCF was added to the spectrum analyser reference level offset.		

DUT Configuration			
Mode:	802.11ax HE20 RU106	Duty Cycle (%):	98.0
Modulation Coding Scheme:	MCS2x2	DCCF (dB):	0.09
Antenna Configuration:	MIMO SDM	Peak Antenna Gain (dBi):	2.38
Active Port(s):	A+B (5GHz Core 0 + 5GHz Core 1)	Active Chain(s):	0+1

Test Frequency (MHz)	PSD (dBm / MHz)					Limit (dBm / MHz)	Margin (dB)
	A	B	C	D	Σ		
5500 (RU106.53)	6.18	5.61	-	-	8.92	11.00	-2.08
5600 (RU106.53)	6.80	6.50	-	-	9.66	11.00	-1.34
5720 (RU106.53)	6.39	6.19	-	-	9.30	11.00	-1.70

Table 467 - Maximum Power Spectral Density Results



Test Configuration			
Frequency Range:	5.725-5.850 GHz	Band:	U-NII-3
Limit Clause(s):	15.407 (a)(3) RSS-247 6.2.4.1	Test Method(s):	Refer to Test Method
Additional Reference(s):	662911 D01 v02r01 F)2)d)(ii), 662911 D01 v02r01 E)2)b)		
Note(s):	DCCF was added to the spectrum analyser reference level offset.		

DUT Configuration			
Mode:	802.11n HT20	Duty Cycle (%):	94.6
Modulation Coding Scheme:	MCS10	DCCF (dB):	0.24
Antenna Configuration:	MIMO SDM	Peak Antenna Gain (dBi):	2.12
Active Port(s):	A+B (5GHz Core 0 + 5GHz Core 1)	Active Chain(s):	0+1

Test Frequency (MHz)	PSD (dBm / 500 kHz)					Limit (dBm / 500 kHz)	Margin (dB)
	A	B	C	D	Σ		
5720	1.69	1.79	-	-	4.75	30.00	-25.25
5745	6.59	6.50	-	-	9.56	30.00	-20.44
5785	6.60	6.89	-	-	9.76	30.00	-20.24
5825	6.28	6.80	-	-	9.56	30.00	-20.44

Table 468 - Maximum Power Spectral Density Results

Test Configuration			
Frequency Range:	5.725-5.850 GHz	Band:	U-NII-3
Limit Clause(s):	15.407 (a)(3) RSS-247 6.2.4.1	Test Method(s):	Refer to Test Method
Additional Reference(s):	662911 D01 v02r01 F)2)d)(ii), 662911 D01 v02r01 E)2)b)		
Note(s):	DCCF was added to the spectrum analyser reference level offset.		

DUT Configuration			
Mode:	802.11n HT40	Duty Cycle (%):	90.8
Modulation Coding Scheme:	MCS10	DCCF (dB):	0.42
Antenna Configuration:	MIMO SDM	Peak Antenna Gain (dBi):	2.12
Active Port(s):	A+B (5GHz Core 0 + 5GHz Core 1)	Active Chain(s):	0+1

Test Frequency (MHz)	PSD (dBm / 500 kHz)					Limit (dBm / 500 kHz)	Margin (dB)
	A	B	C	D	Σ		
5710	0.92	0.66	-	-	3.80	30.00	-26.20
5755	4.35	4.13	-	-	7.25	30.00	-22.75
5795	3.98	4.17	-	-	7.09	30.00	-22.91

Table 469 - Maximum Power Spectral Density Results



Test Configuration			
Frequency Range:	5.725-5.850 GHz	Band:	U-NII-3
Limit Clause(s):	15.407 (a)(3) RSS-247 6.2.4.1	Test Method(s):	Refer to Test Method
Additional Reference(s):	662911 D01 v02r01 F)2)d)(ii), 662911 D01 v02r01 E)2)b)		
Note(s):	DCCF was added to the spectrum analyser reference level offset.		

DUT Configuration			
Mode:	802.11ac VHT80	Duty Cycle (%):	85.9
Modulation Coding Scheme:	MCS2x2	DCCF (dB):	0.66
Antenna Configuration:	MIMO SDM	Peak Antenna Gain (dBi):	2.12
Active Port(s):	A+B (5GHz Core 0 + 5GHz Core 1)	Active Chain(s):	0+1

Test Frequency (MHz)	PSD (dBm / 500 kHz)					Limit (dBm / 500 kHz)	Margin (dB)
	A	B	C	D	Σ		
5690	-1.15	-0.79	-	-	2.05	30.00	-27.95
5775	-1.32	-1.05	-	-	1.82	30.00	-28.18

Table 470 - Maximum Power Spectral Density Results

Test Configuration			
Frequency Range:	5.725-5.850 GHz	Band:	U-NII-3
Limit Clause(s):	15.407 (a)(3) RSS-247 6.2.4.1	Test Method(s):	Refer to Test Method
Additional Reference(s):	662911 D01 v02r01 F)2)d)(ii), 662911 D01 v02r01 E)2)b)		

DUT Configuration			
Mode:	802.11ax HE20 SU	Duty Cycle (%):	96.1
Modulation Coding Scheme:	MCS2x2	DCCF (dB):	0.17
Antenna Configuration:	MIMO SDM	Peak Antenna Gain (dBi):	2.12
Active Port(s):	A+B (5GHz Core 0 + 5GHz Core 1)	Active Chain(s):	0+1

Test Frequency (MHz)	PSD (dBm / 500 kHz)					Limit (dBm / 500 kHz)	Margin (dB)
	A	B	C	D	Σ		
5720	1.30	1.49	-	-	4.41	30.00	-25.59
5745	6.85	6.23	-	-	9.56	30.00	-20.44
5785	6.65	6.33	-	-	9.50	30.00	-20.50
5825	6.42	6.57	-	-	9.50	30.00	-20.50

Table 471 - Maximum Power Spectral Density Results



Test Configuration			
Frequency Range:	5.725-5.850 GHz	Band:	U-NII-3
Limit Clause(s):	15.407 (a)(3) RSS-247 6.2.4.1	Test Method(s):	Refer to Test Method
Additional Reference(s):	662911 D01 v02r01 F)2)d)(ii), 662911 D01 v02r01 E)2)b)		
Note(s):	DCCF was added to the spectrum analyser reference level offset.		

DUT Configuration			
Mode:	802.11ax HE40 SU	Duty Cycle (%):	96.1
Modulation Coding Scheme:	MCS2x2	DCCF (dB):	0.17
Antenna Configuration:	MIMO SDM	Peak Antenna Gain (dBi):	2.12
Active Port(s):	A+B (5GHz Core 0 + 5GHz Core 1)	Active Chain(s):	0+1

Test Frequency (MHz)	PSD (dBm / 500 kHz)					Limit (dBm / 500 kHz)	Margin (dB)
	A	B	C	D	Σ		
5710	0.16	0.36	-	-	3.27	30.00	-26.73
5755	3.83	4.08	-	-	6.96	30.00	-23.04
5795	3.54	3.88	-	-	6.72	30.00	-23.28

Table 472 - Maximum Power Spectral Density Results

Test Configuration			
Frequency Range:	5.725-5.850 GHz	Band:	U-NII-3
Limit Clause(s):	15.407 (a)(3) RSS-247 6.2.4.1	Test Method(s):	Refer to Test Method
Additional Reference(s):	662911 D01 v02r01 F)2)d)(ii), 662911 D01 v02r01 E)2)b)		
Note(s):	DCCF was added to the spectrum analyser reference level offset.		

DUT Configuration			
Mode:	802.11ax HE80 SU	Duty Cycle (%):	95.9
Modulation Coding Scheme:	MCS2x2	DCCF (dB):	0.18
Antenna Configuration:	MIMO SDM	Peak Antenna Gain (dBi):	2.12
Active Port(s):	A+B (5GHz Core 0 + 5GHz Core 1)	Active Chain(s):	0+1

Test Frequency (MHz)	PSD (dBm / 500 kHz)					Limit (dBm / 500 kHz)	Margin (dB)
	A	B	C	D	Σ		
5690	-2.92	-2.32	-	-	0.40	30.00	-29.60
5775	-1.59	-1.40	-	-	1.52	30.00	-28.48

Table 473 - Maximum Power Spectral Density Results



Test Configuration			
Frequency Range:	5.725-5.850 GHz	Band:	U-NII-3
Limit Clause(s):	15.407 (a)(3) RSS-247 6.2.4.1	Test Method(s):	Refer to Test Method
Additional Reference(s):	662911 D01 v02r01 F)2)d)(ii), 662911 D01 v02r01 E)2)b)		
Note(s):	DCCF was added to the spectrum analyser reference level offset.		

DUT Configuration			
Mode:	802.11ax HE20 RU26	Duty Cycle (%):	97.5
Modulation Coding Scheme:	MCS2x2	DCCF (dB):	0.11
Antenna Configuration:	MIMO SDM	Peak Antenna Gain (dBi):	2.12
Active Port(s):	A+B (5GHz Core 0 + 5GHz Core 1)	Active Chain(s):	0+1

Test Frequency (MHz)	PSD (dBm / 500 kHz)					Limit (dBm / 500 kHz)	Margin (dB)
	A	B	C	D	Σ		
5745 (RU26.0)	5.17	5.27	-	-	8.23	30.00	-21.77
5785 (RU26.0)	5.31	5.12	-	-	8.23	30.00	-21.77
5825 (RU26.0)	5.39	5.79	-	-	8.61	30.00	-21.39

Table 474 - Maximum Power Spectral Density Results

Test Configuration			
Frequency Range:	5.725-5.850 GHz	Band:	U-NII-3
Limit Clause(s):	15.407 (a)(3) RSS-247 6.2.4.1	Test Method(s):	Refer to Test Method
Additional Reference(s):	662911 D01 v02r01 F)2)d)(ii), 662911 D01 v02r01 E)2)b)		
Note(s):	DCCF was added to the spectrum analyser reference level offset.		

DUT Configuration			
Mode:	802.11ax HE20 RU52	Duty Cycle (%):	97.4
Modulation Coding Scheme:	MCS2x2	DCCF (dB):	0.12
Antenna Configuration:	MIMO SDM	Peak Antenna Gain (dBi):	2.12
Active Port(s):	A+B (5GHz Core 0 + 5GHz Core 1)	Active Chain(s):	0+1

Test Frequency (MHz)	PSD (dBm / 500 kHz)					Limit (dBm / 500 kHz)	Margin (dB)
	A	B	C	D	Σ		
5720 (RU52.37)	-15.11	-16.19	-	-	-12.60	30.00	-42.60
5745 (RU52.37)	5.76	5.96	-	-	8.87	30.00	-21.13
5785 (RU52.37)	5.67	5.86	-	-	8.78	30.00	-21.22
5825 (RU52.37)	5.55	5.71	-	-	8.64	30.00	-21.36

Table 475 - Maximum Power Spectral Density Results



Test Configuration			
Frequency Range:	5.725-5.850 GHz	Band:	U-NII-3
Limit Clause(s):	15.407 (a)(3) RSS-247 6.2.4.1	Test Method(s):	Refer to Test Method
Additional Reference(s):	662911 D01 v02r01 F)2)d)(ii), 662911 D01 v02r01 E)2)b)		
Note(s):	DCCF was added to the spectrum analyser reference level offset.		

DUT Configuration			
Mode:	802.11ax HE20 RU106	Duty Cycle (%):	98.0
Modulation Coding Scheme:	MCS2x2	DCCF (dB):	0.09
Antenna Configuration:	MIMO SDM	Peak Antenna Gain (dBi):	2.12
Active Port(s):	A+B (5GHz Core 0 + 5GHz Core 1)	Active Chain(s):	0+1

Test Frequency (MHz)	PSD (dBm / 500 kHz)					Limit (dBm / 500 kHz)	Margin (dB)
	A	B	C	D	Σ		
5720 (RU106.53)	-13.12	-12.14	-	-	-9.59	30.00	-39.59
5745 (RU106.53)	5.42	5.74	-	-	8.59	30.00	-21.41
5785 (RU106.53)	5.51	5.69	-	-	8.61	30.00	-21.39
5825 (RU106.53)	5.51	5.82	-	-	8.68	30.00	-21.32

Table 476 - Maximum Power Spectral Density Results

FCC 47 CFR Part 15E, Limit Clause 15.407(a)

Condition of Operation	Frequency Range (MHz)			
	5150-5250	5250-5350	5470-5725	5725-5850
Max Conducted Power Spectral Density	17 dBm/MHz for master device 11 dBm/MHz for mobile/portable client device	11 dBm/MHz		30 dBm/500 kHz

Table 477

ISED RSS-247, Limit Clause 6.2.1.1, 6.2.2.1, 6.2.3.1 and 6.2.4.1

Device	Frequency Range (MHz)			
	5150-5250	5250-5350	5470-5725	5725-5850
OEM installed in vehicles	-	-	-	-
Other	≤10 dBm/MHz EIRP	≤11 dBm/MHz	≤11 dBm/MHz	≤30 dBm/500kHz

Table 478



2.4.7 Test Location and Test Equipment Used

This test was carried out in RF Laboratory 1.

Instrument	Manufacturer	Type No.	TE No.	Calibration Period (months)	Calibration Expiry Date
Multimeter	Fluke	79 Series III	611	12	21-Dec-2022
Hygrometer	Rotronic	I-1000	3220	12	05-Nov-2022
AC Programmable Power Supply	iTech	IT7324	5225	-	O/P Mon
MXA Signal Analyser	Keysight Technologies	N9020B	5528	24	21-Mar-2024
Signal Conditioning Unit	TUV SUD	SPECTRUM SCU001	5546	12	06-Apr-2023

Table 479

O/P Mon – Output Monitored using calibrated equipment



2.5 **Authorised Band Edges**

2.5.1 **Specification Reference**

FCC 47 CFR Part 15E, Clause 15.407 (b)
ISED RSS-247, Clause 6.2

2.5.2 **Equipment Under Test and Modification State**

A2843, S/N: YWL2C4T4WY - Modification State 0

2.5.3 **Date of Test**

05-April-2022 to 24-May-2022

2.5.4 **Test Method**

The test was performed in accordance with ANSI C63.10, clause 6.6.

For U-NII-2C channels, the limit line on the following plots equated to -27 dBm/MHz. EIRP and was converted to field strength at 3 m using the following formula:

Field Strength (dB μ V/m at 3 m) = EIRP (dBm) + 95.2 dB

Authorised band edge measurements were performed, with the device operating in SISO and MIMO configurations, across the various modes supported by the device.

The measurements displayed within this report, have been limited to those modes which have been shown to be worst case.

Further measurements are held on file by TÜV SÜD and are available if required.

2.5.5 **Environmental Conditions**

Ambient Temperature	20.5 - 23.4 °C
Relative Humidity	38.5 - 53.5 %



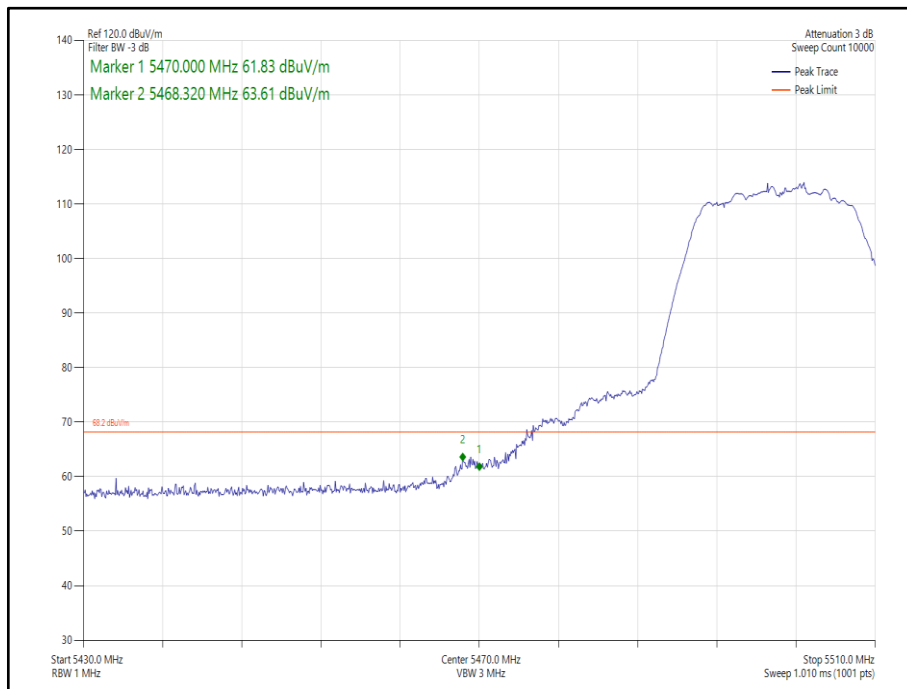
2.5.6 Test Results

5 GHz WLAN

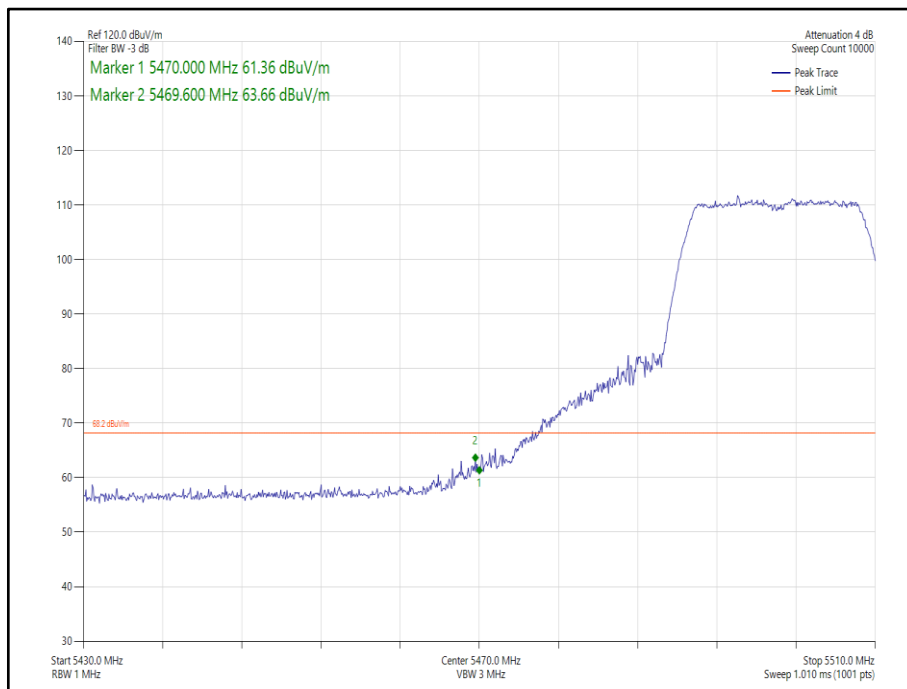
20 MHz Bandwidth (SISO)

Mode	Data Rate /MCS	Resource size	Resource Index	TX Frequency (MHz)	Band Edge Frequency (MHz)	Level (dBuV/m)
802.11a, Core 1	12 Mbps	-	-	5500	5470	63.61
802.11n, HT20, Core 1	MCS 7	-	-	5500	5470	63.66
802.11ax HE20, Core 1	MCS 4x1	SU	-	5500	5470	63.37
802.11ax HE20, Core 1	MCS 11x1	52	37	5500	5470	58.41
802.11a, Core 1	24 Mbps	-	-	5700	5725	63.67
802.11n, HT20, Core 1	MCS 2	-	-	5700	5725	63.47
802.11ax HE20, Core 1	MCS 2x1	SU	-	5700	5725	63.59
802.11ax HE20, Core 1	MCS 11x1	52	40	5700	5725	58.52
802.11a, Core 0	24 Mbps	-	-	5745	5725	57.31
802.11n HT20, Core 0	MCS 4	-	-	5745	5725	57.87
802.11ax HE20, Core 0	MCS 11x1	SU	-	5745	5725	57.41
802.11ax HE20, Core 0	MCS 11x1	26	0	5745	5725	56.87
802.11a, Core 0	54Mbps	-	-	5825	5850	57.67
802.11n HT20, Core 0	MCS 2	-	-	5825	5850	57.62
802.11ax HE20, Core 0	MCS 2x1	SU	-	5825	5850	57.45
802.11ax HE20, Core 0	MCS 11x1	26	8	5825	5850	56.22

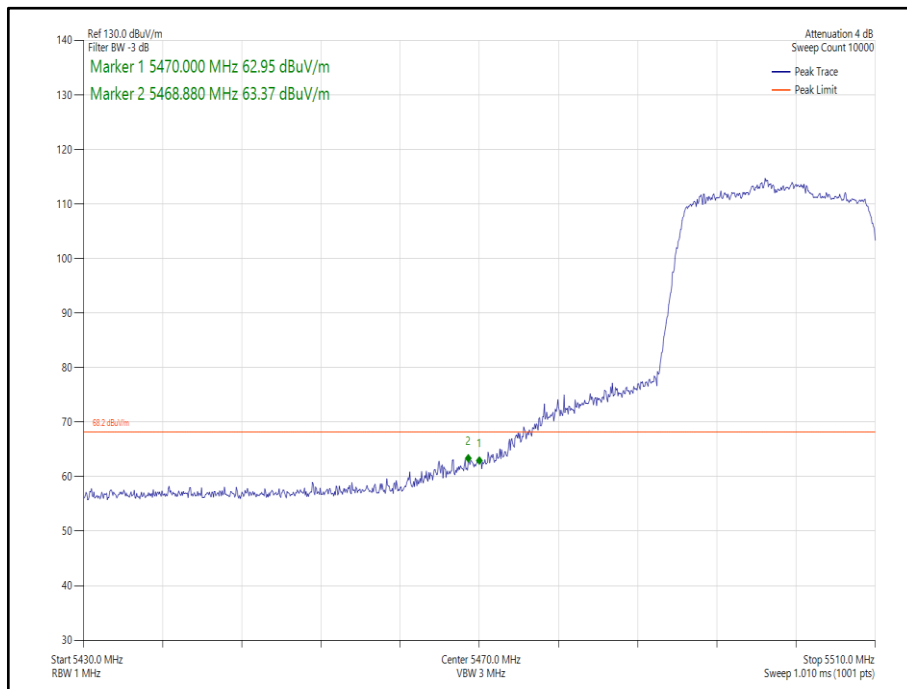
Table 480 - SISO Authorised Band Edge Results



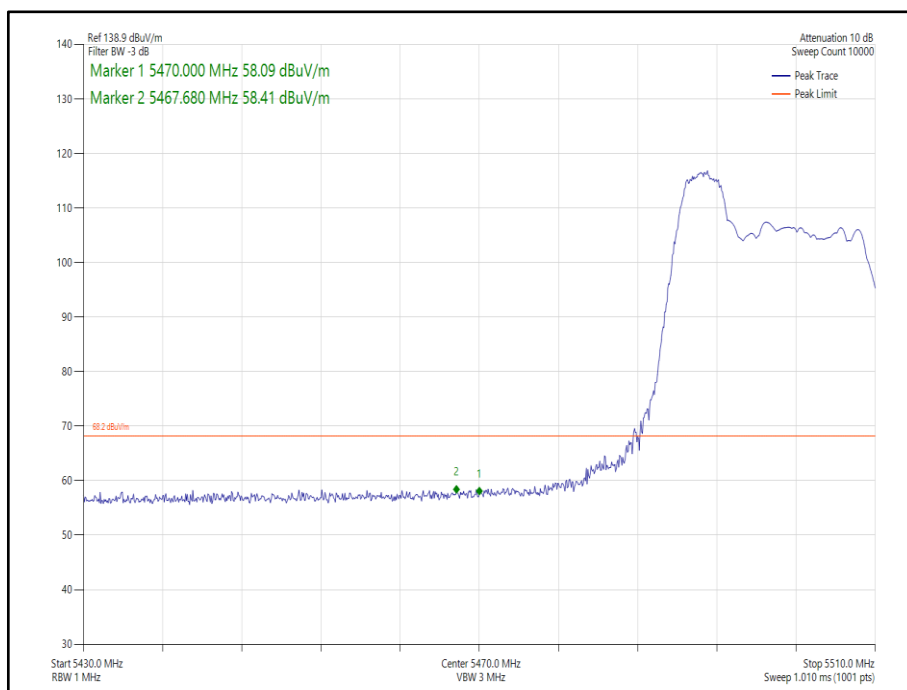
**Figure 161 - 802.11a, Core 1 - 5500 MHz
Band Edge Frequency 5470 MHz**



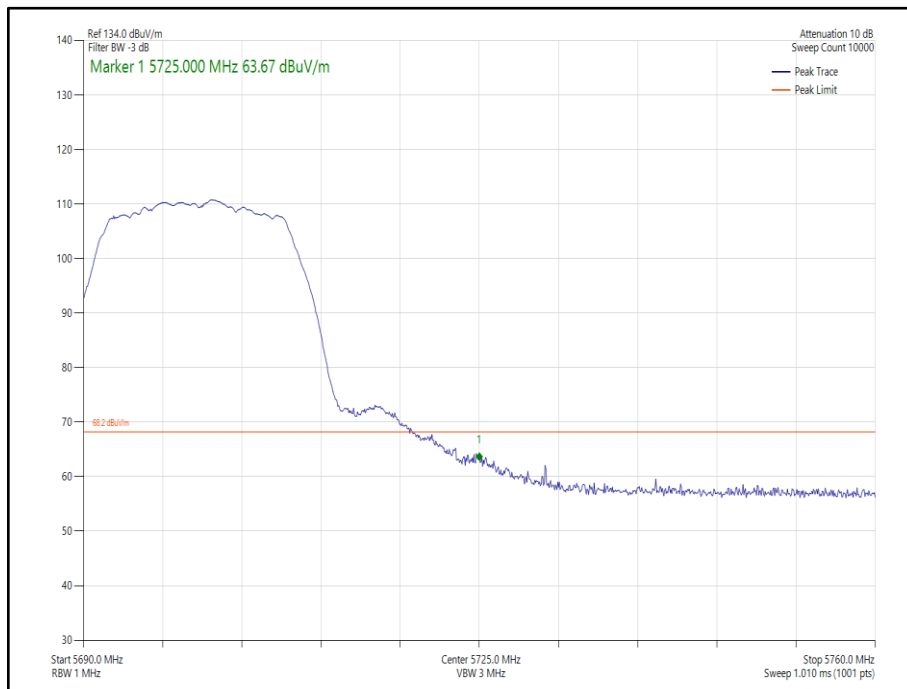
**Figure 162 - 802.11n HT20, Core 1 - 5500 MHz
Band Edge Frequency 5470 MHz**



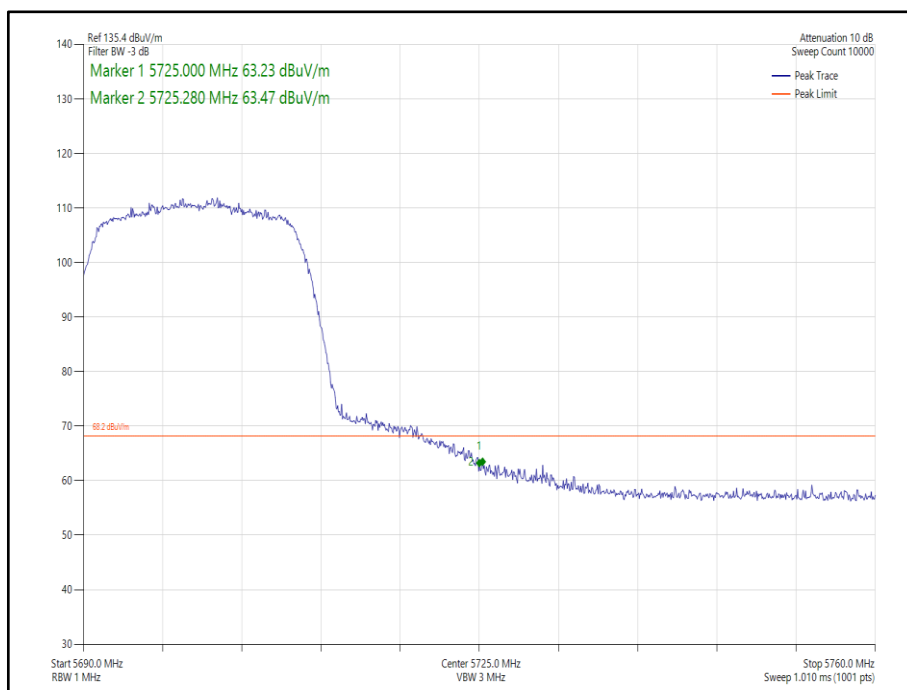
**Figure 163- 802.11ax HE20, Core 1, SU - 5500 MHz
Band Edge Frequency 5470 MHz**



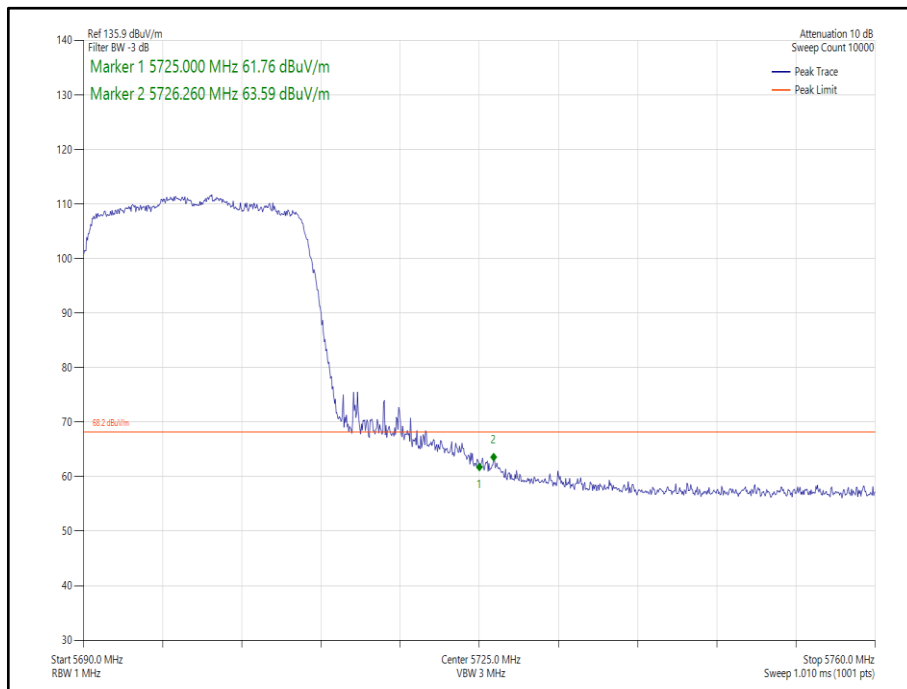
**Figure 164- 802.11ax HE20, Core 1, 52-37 - 5500 MHz
Band Edge Frequency 5470 MHz**



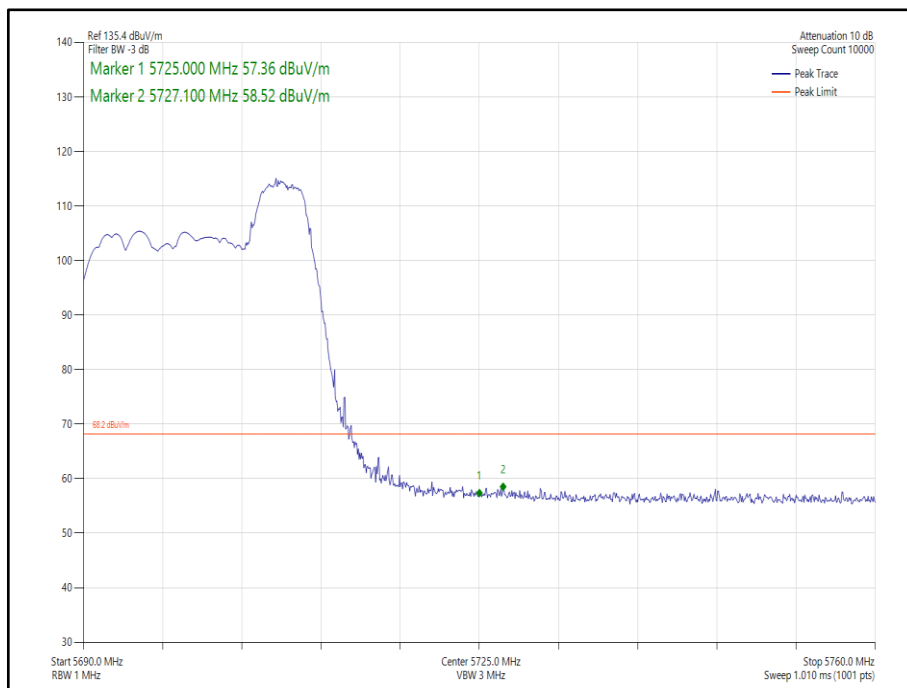
**Figure 165 - 802.11a, Core 1 - 5700 MHz
Band Edge Frequency 5725 MHz**



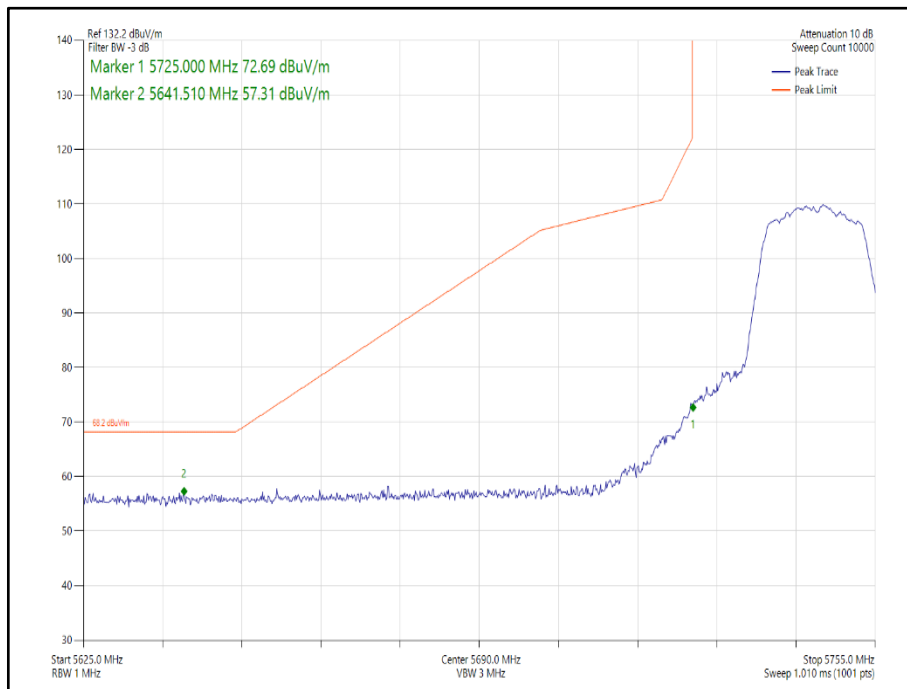
**Figure 166 - 802.11n HT20, Core 1 - 5700 MHz
Band Edge Frequency 5725 MHz**



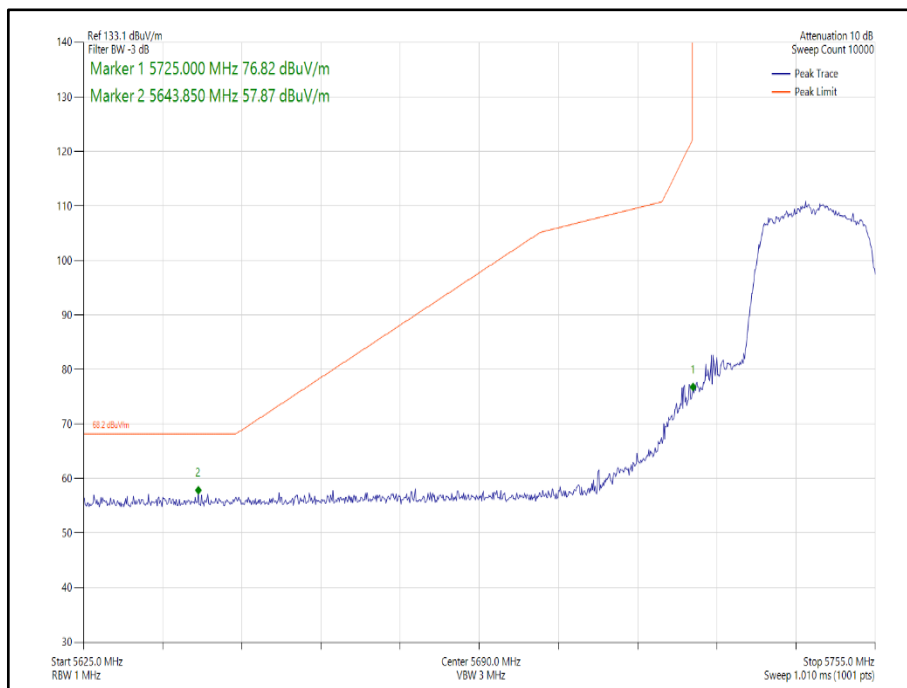
**Figure 167- 802.11ax HE20, Core 1, SU - 5700 MHz
Band Edge Frequency 5725 MHz**



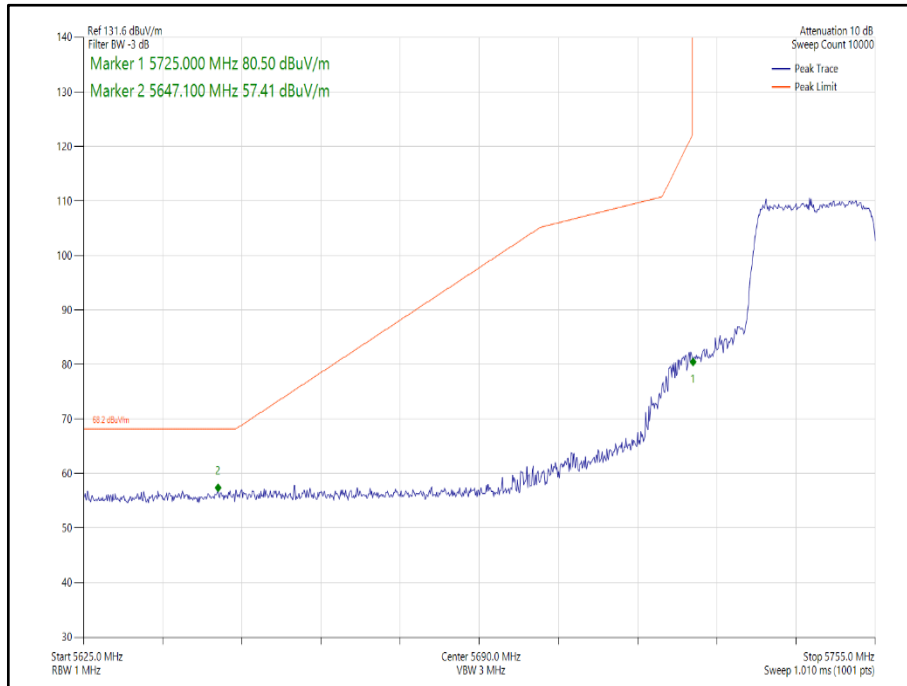
**Figure 168- 802.11ax HE20, Core 1, 52-40 - 5700 MHz
Band Edge Frequency 5725 MHz**



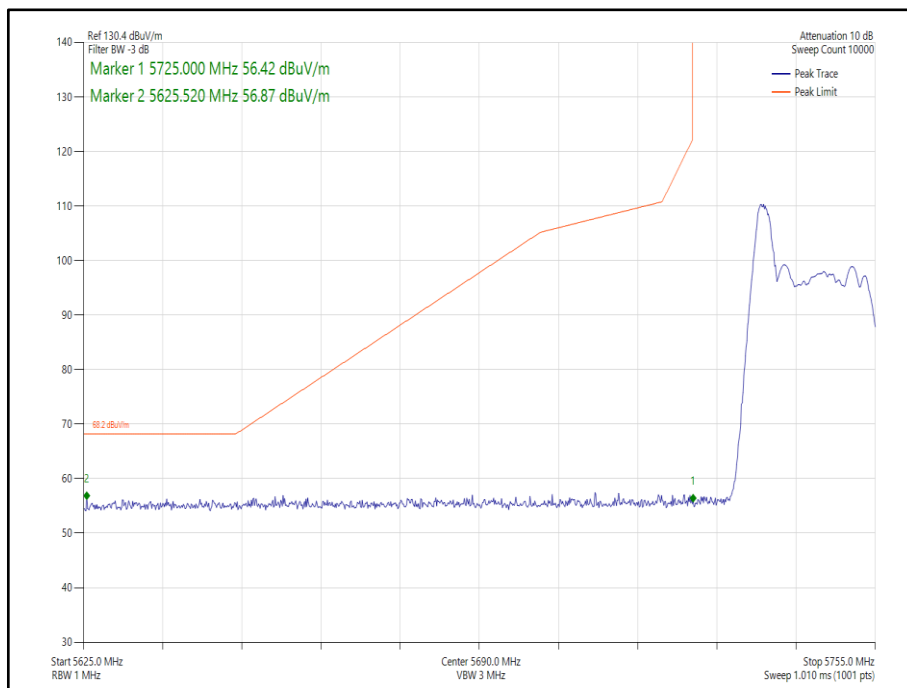
**Figure 169 - 802.11a, Core 0 - 5745 MHz
Band Edge Frequency 5725 MHz**



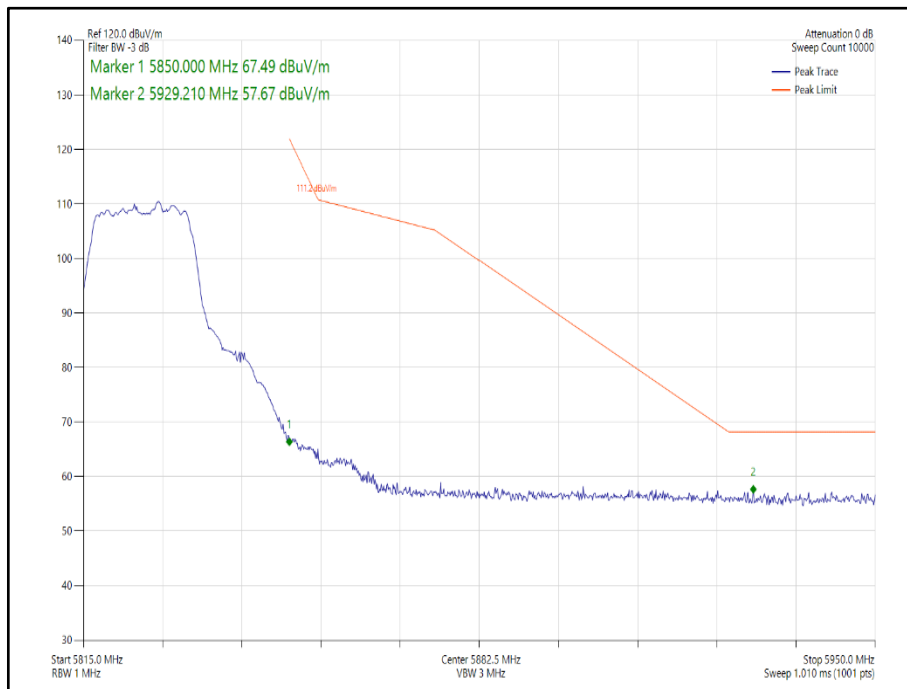
**Figure 170 - 802.11n HT20, Core 0 - 5745 MHz
Band Edge Frequency 5725 MHz**



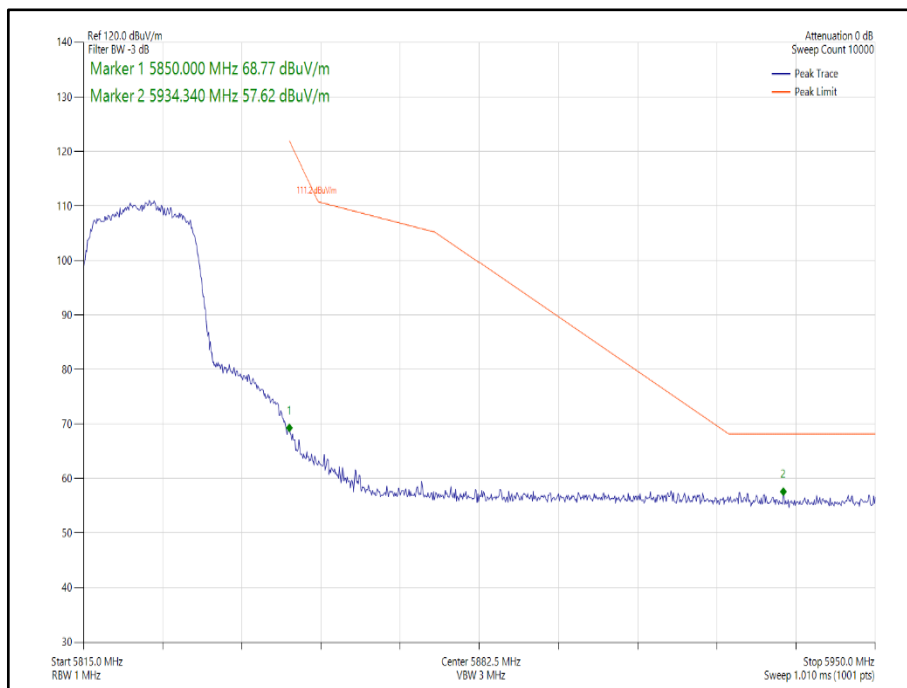
**Figure 171- 802.11ax HE20, Core 0, SU - 5745 MHz
Band Edge Frequency 5735 MHz**



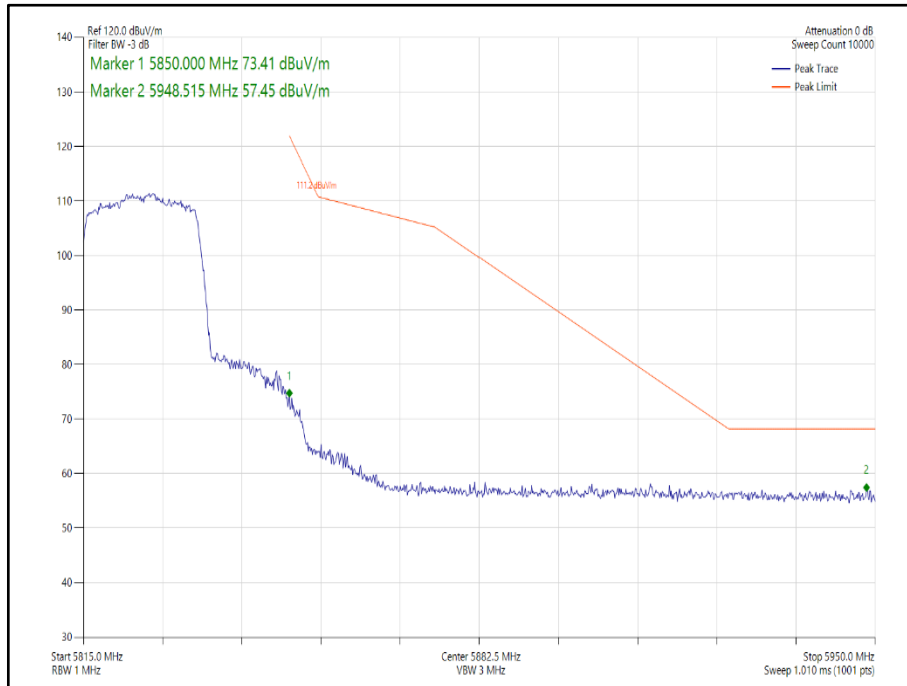
**Figure 172- 802.11ax HE20, Core 0, 26-0 - 5745 MHz
Band Edge Frequency 5735 MHz**



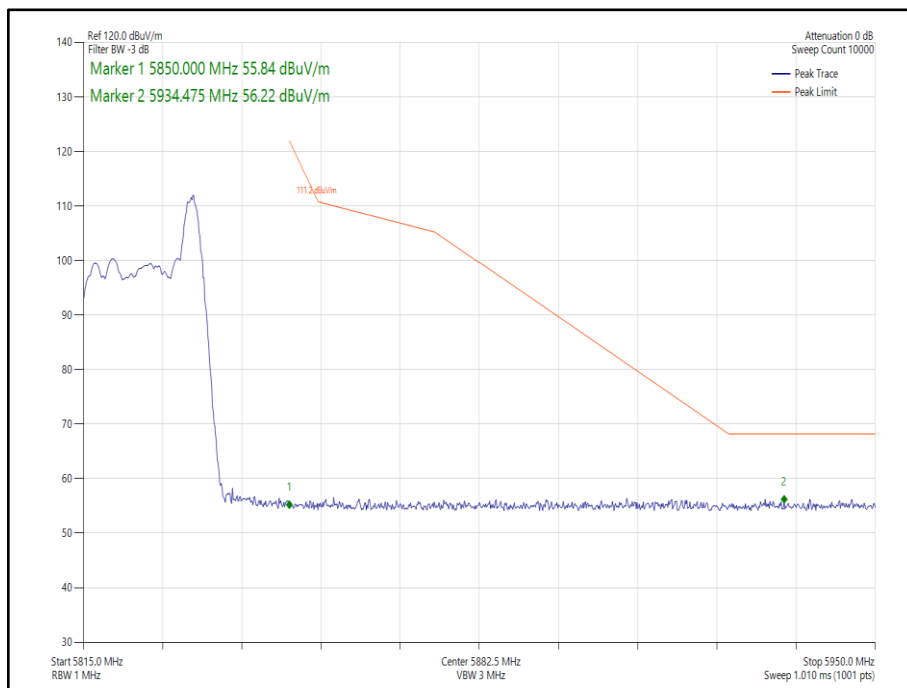
**Figure 173 - 802.11a, Core 0, - 5825 MHz
Band Edge Frequency 5850 MHz**



**Figure 174 - 802.11n HT20, Core 0 - 5825 MHz
Band Edge Frequency 5850 MHz**



**Figure 175- 802.11ax HE20, Core 0, SU - 5825 MHz
Band Edge Frequency 5850 MHz**



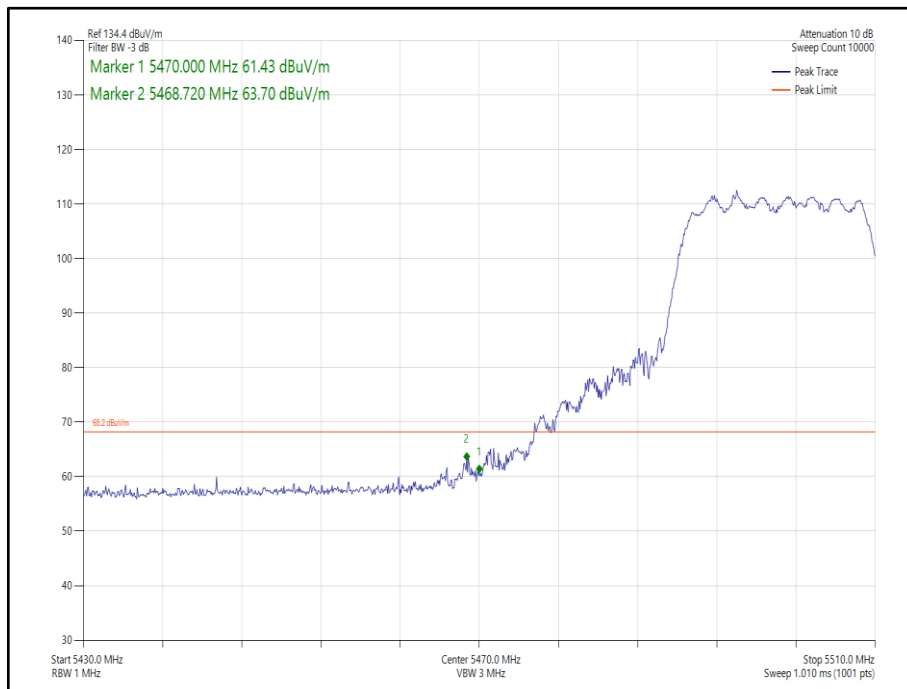
**Figure 176- 802.11ax HE20, Core 0, 26-8 - 5825 MHz
Band Edge Frequency 5850 MHz**



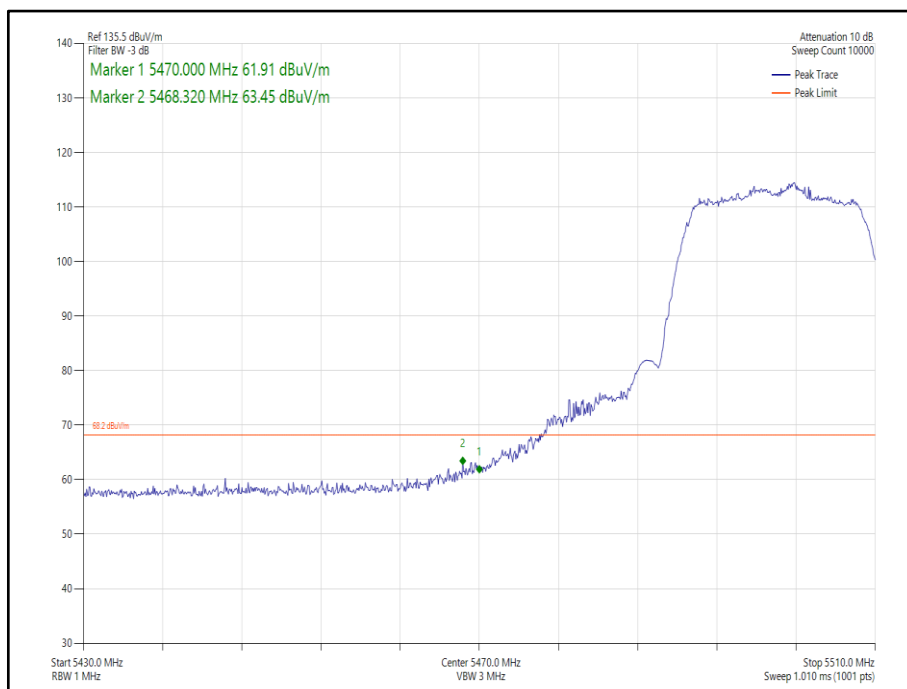
20 MHz Bandwidth (2TX MIMO)

Mode	Data Rate/ MCS	Resource size	Resource Index	TX Frequency (MHz)	Band Edge Frequency (MHz)	Level (dBuV/m)
802.11n HT20 CDD, Cores 0-1	MCS 7	-	-	5500	5470	63.70
802.11n HT20 SDM, Cores 0-1	MCS 10	-	-	5500	5470	63.45
802.11ax HE20 CDD, Cores 0-1	MCS 11x1	SU	-	5500	5470	63.31
802.11ax HE20 CDD, Cores 0-1	MCS 11x1	52	37	5500	5470	58.95
802.11ax HE20 SDM, Cores 0-1	MCS 11x2	SU	-	5500	5470	63.55
802.11ax HE20 SDM, Cores 0-1	MCS 11x2	52	37	5500	5470	58.73
802.11n HT20 CDD, Cores 0-1	MCS 4	-	-	5700	5725	63.65
802.11n HT20 SDM, Cores 0-1	MCS 10	-	-	5700	5725	63.54
802.11ax HE20 CDD, Cores 0-1	MCS 2x1	SU	-	5700	5725	63.41
802.11ax HE20 CDD, Cores 0-1	MCS 11x1	52	40	5700	5725	59.54
802.11ax HE20 SDM, Cores 0-1	MCS 4x2	SU	-	5700	5725	63.61
802.11ax HE20 SDM, Cores 0-1	MCS 11x2	52	40	5700	5725	59.70
802.11n HT20 CDD, Cores 0-1	MCS 4	-	-	5745	5725	58.41
802.11n HT20 SDM, Cores 0-1	MCS 12	-	-	5745	5725	58.66
802.11ax HE20 CDD, Cores 0-1	MCS 11x1	SU	-	5745	5725	58.54
802.11ax HE20 CDD, Cores 0-1	MCS 11x1	26	0	5745	5725	57.30
802.11ax HE20 SDM, Cores 0-1	MCS 4x2	SU	-	5745	5725	58.33
802.11ax HE20 SDM, Cores 0-1	MCS 11x2	26	0	5745	5725	57.09
802.11n HT20 CDD, Cores 0-1	MCS 7	-	-	5825	5850	60.12
802.11n HT20 SDM, Cores 0-1	MCS 15	-	-	5825	5850	59.36
802.11ax HE20 CDD, Cores 0-1	MCS 4x1	SU	-	5825	5850	59.21
802.11ax HE20 CDD, Cores 0-1	MCS 11x1	26	8	5825	5850	57.08
802.11ax HE20 SDM, Cores 0-1	MCS 2x2	SU	-	5825	5850	59.10
802.11ax HE20 SDM, Cores 0-1	MCS 11x2	26	8	5825	5850	57.43

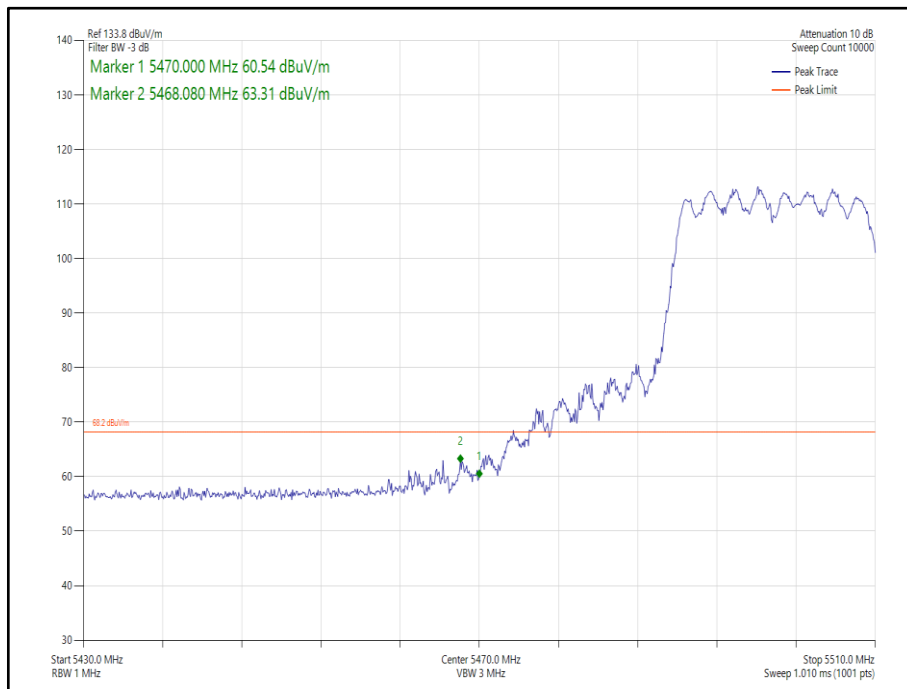
Table 481 - MIMO 2TX Authorised Band Edge Results



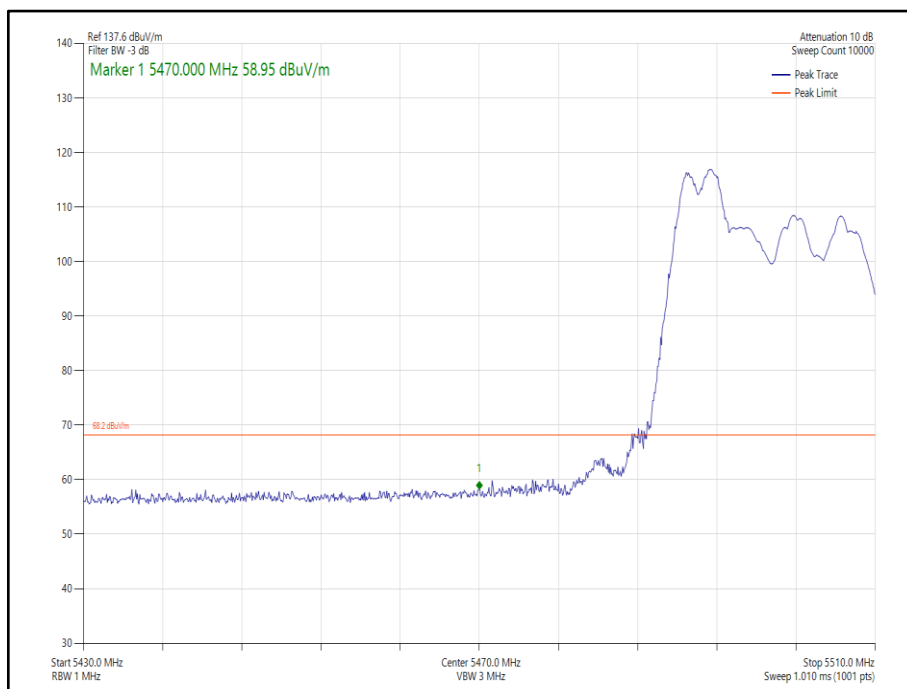
**Figure 177 - 802.11n HT20 CDD, Cores 0-1 - 5500 MHz
Band Edge Frequency 5470 MHz**



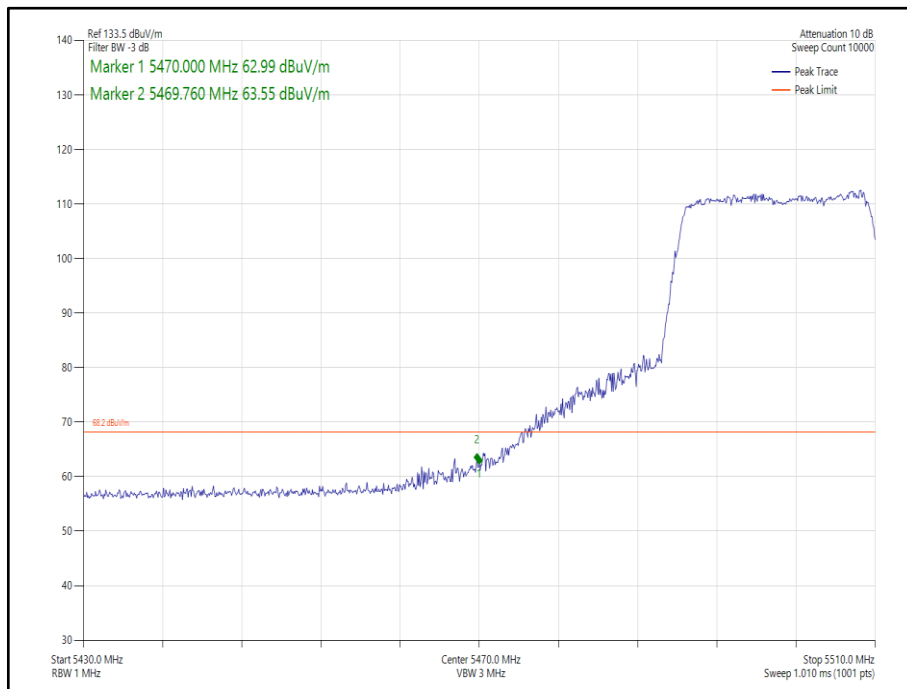
**Figure 178 - 802.11n HT20 SDM, Cores 0-1 - 5500 MHz
Band Edge Frequency 5470 MHz**



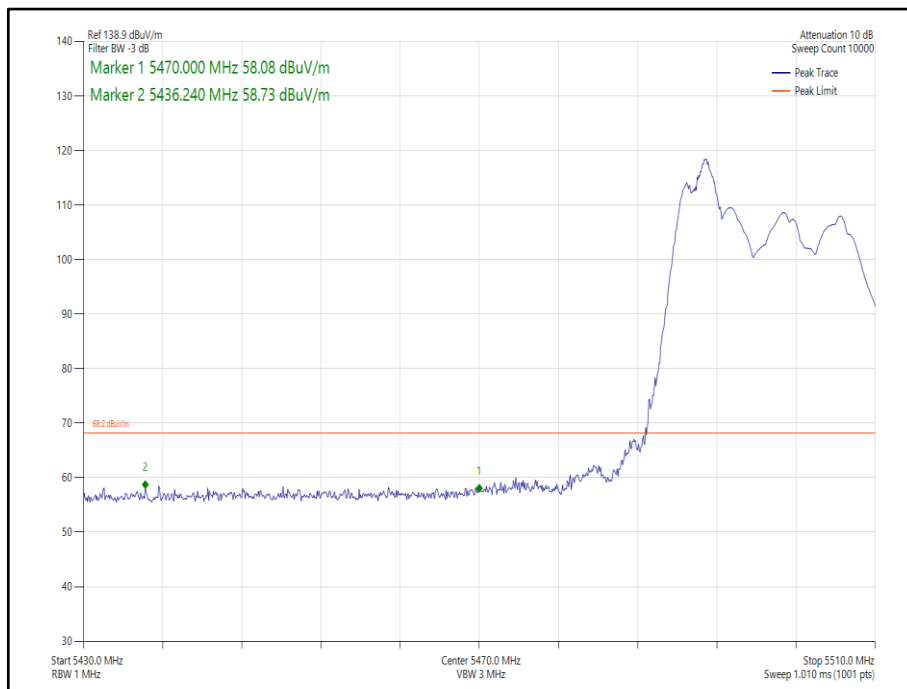
**Figure 179 - - 802.11ax HE20 CDD, Cores 0-1, SU - 5500 MHz
Band Edge Frequency 5470 MHz**



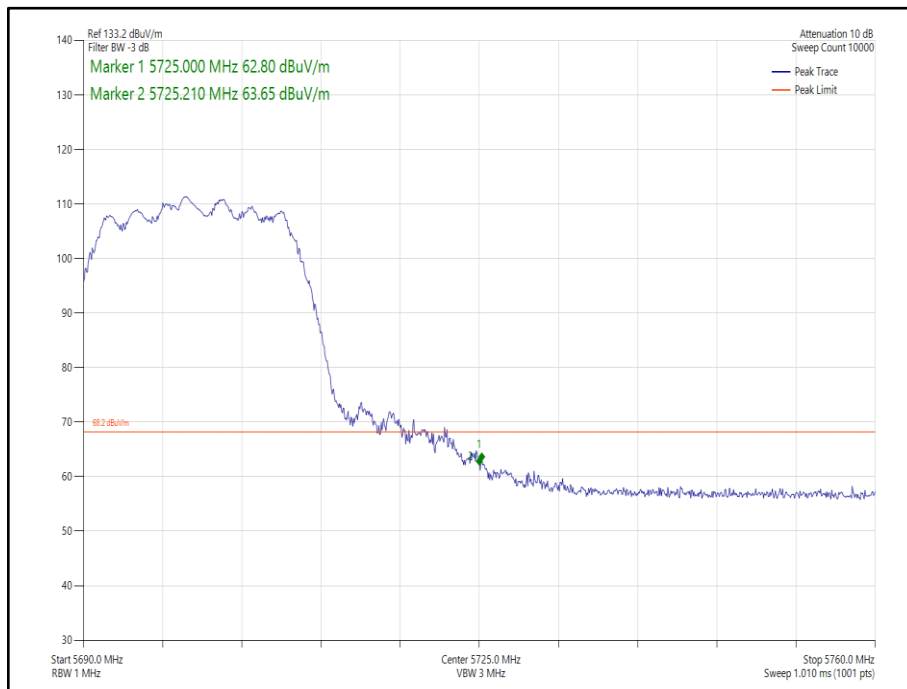
**Figure 180 - 802.11ax HE20 CDD, Cores 0-1 52-37 - 5500 MHz
Band Edge Frequency 5470 MHz**



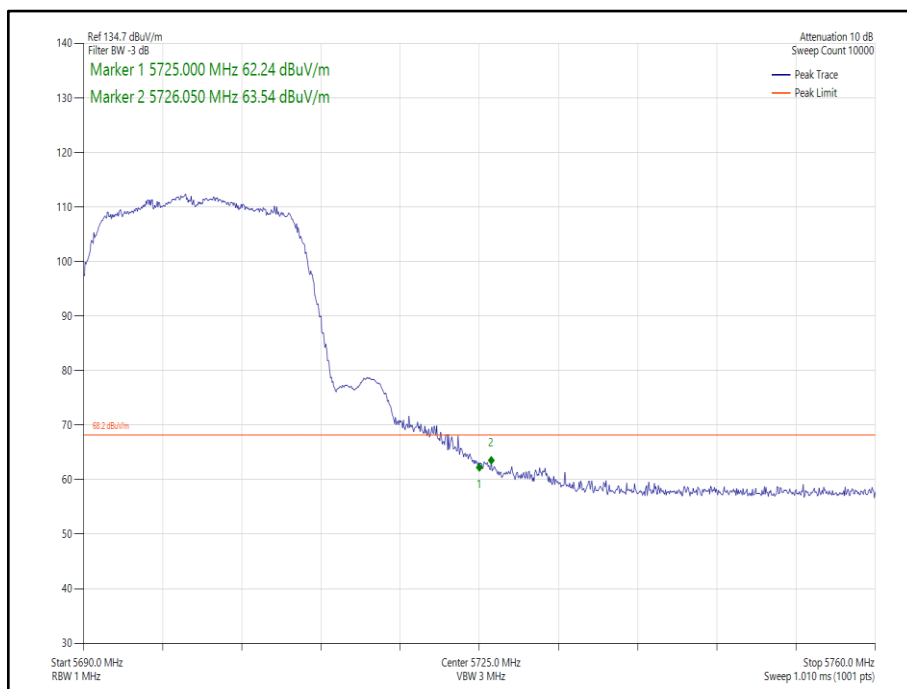
**Figure 181 - - 802.11ax HE20 SDM, Cores 0-1 SU - 5500 MHz
Band Edge Frequency 5470 MHz**



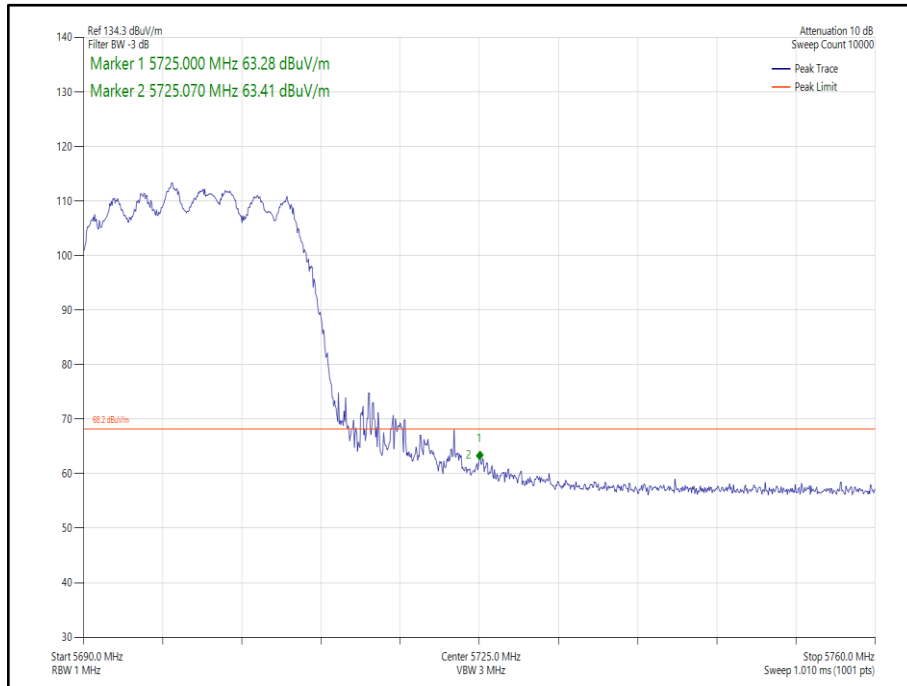
**Figure 182 - 802.11ax HE20 SDM, Cores 0-1 52-37 - 5500 MHz
Band Edge Frequency 5470 MHz**



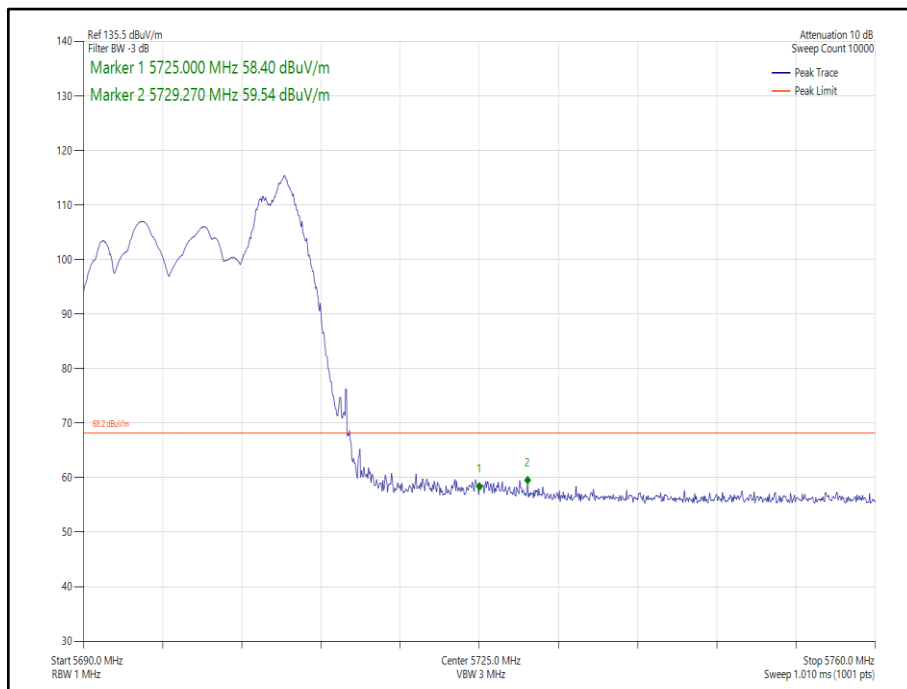
**Figure 183 - 802.11n HT20 CDD, Cores 0-1 - 5700 MHz
Band Edge Frequency 5725 MHz**



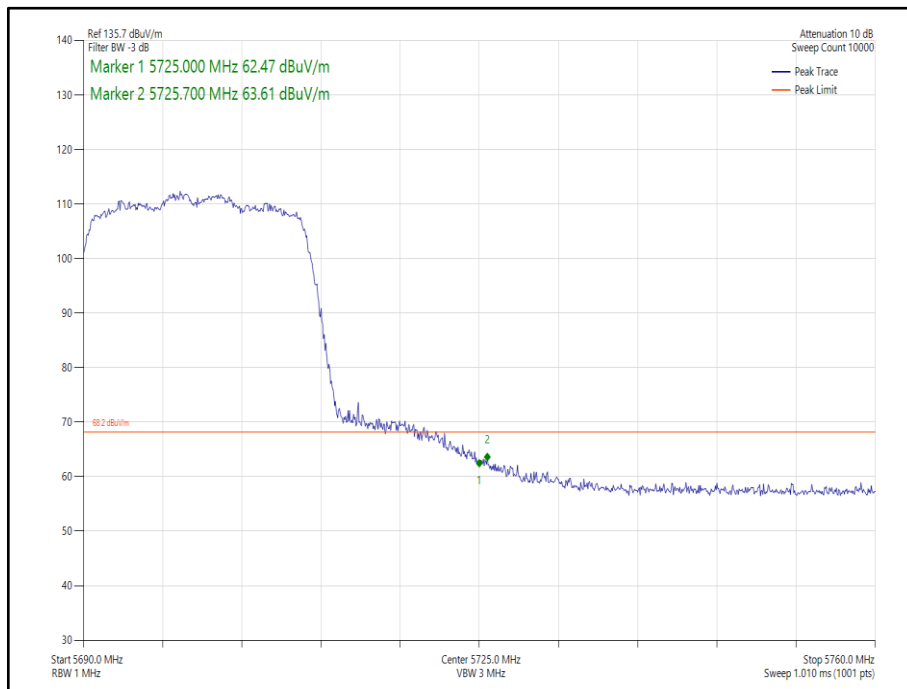
**Figure 184 - 802.11n HT20 SDM, Cores 0-1 - 5700 MHz
Band Edge Frequency 5725 MHz**



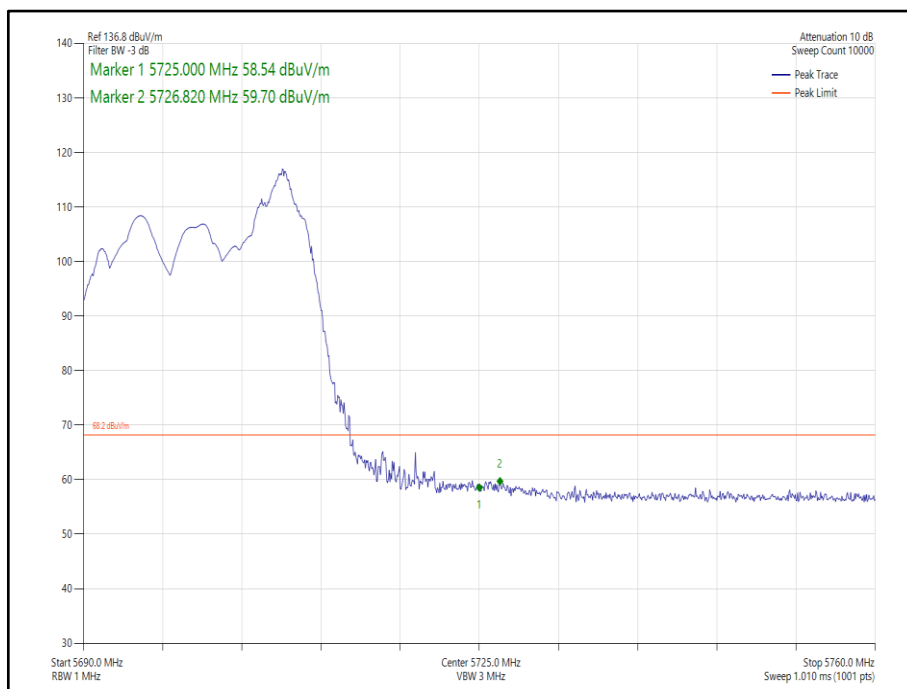
**Figure 185 - - 802.11ax HE20 CDD, Cores 0-1, SU - 5700 MHz
Band Edge Frequency 5725 MHz**



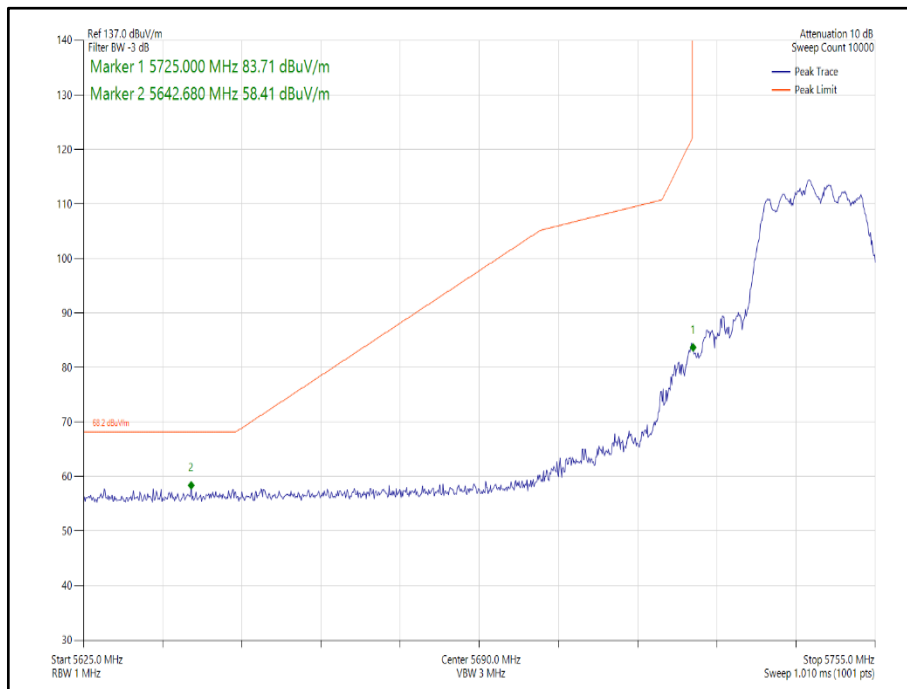
**Figure 186 - 802.11ax HE20 CDD, Cores 0-1, 52-40 - 5700 MHz
Band Edge Frequency 5725 MHz**



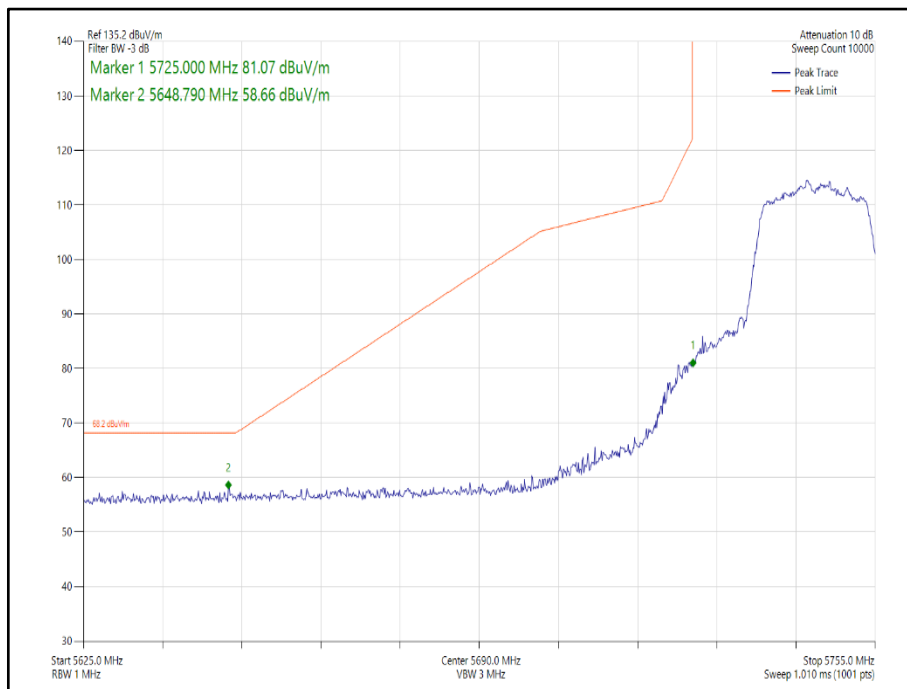
**Figure 187 - - 802.11ax HE20 SDM, Cores 0-1, SU - 5700 MHz
Band Edge Frequency 5725 MHz**



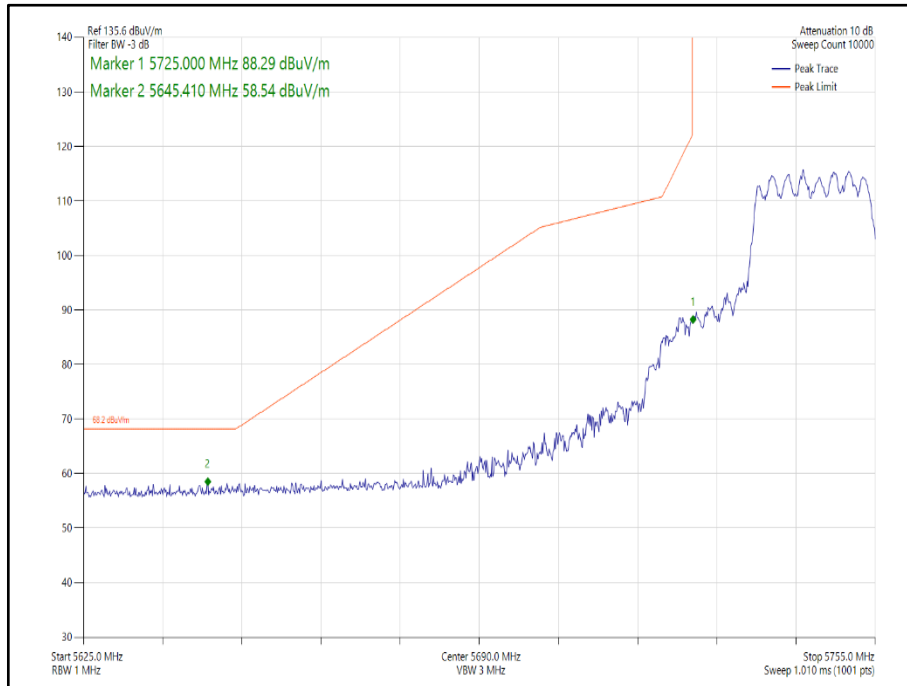
**Figure 188 - 802.11ax HE20 SDM, Cores 0-1, 52-40 - 5700 MHz
Band Edge Frequency 5725 MHz**



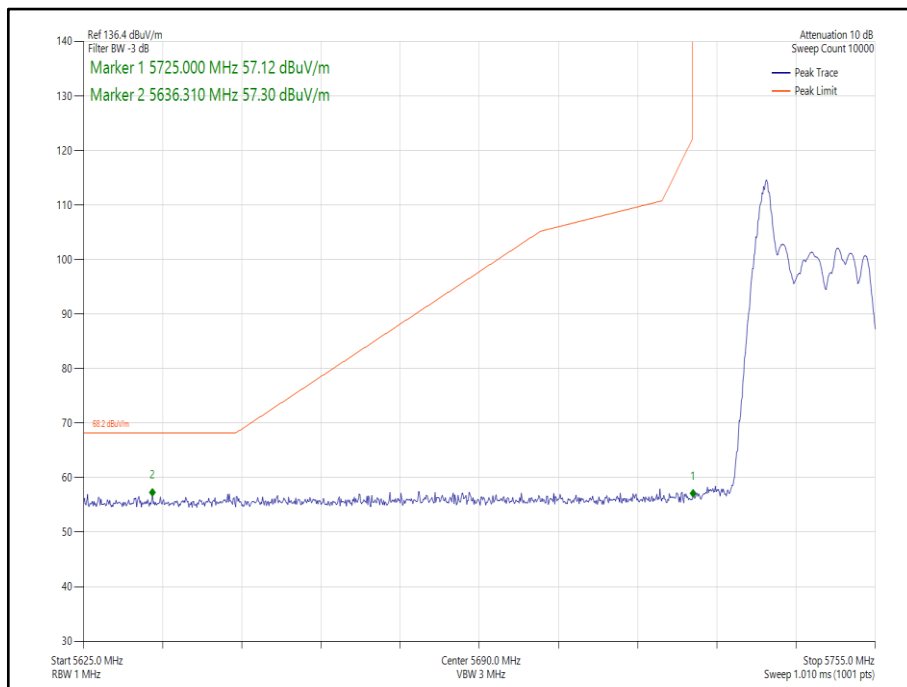
**Figure 189 - 802.11n HT20 CDD, Cores 0-1 - 5745 MHz
Band Edge Frequency 5725 MHz**



**Figure 190 - 802.11n HT20 SDM, Cores 0-1 - 5745 MHz
Band Edge Frequency 5725 MHz**



**Figure 191 - - 802.11ax HE20 CDD, Cores 0-1, SU - 5745 MHz
Band Edge Frequency 5725 MHz**



**Figure 192 - 802.11ax HE20 CDD, Cores 0-1, 26-0 - 5745 MHz
Band Edge Frequency 5725 MHz**