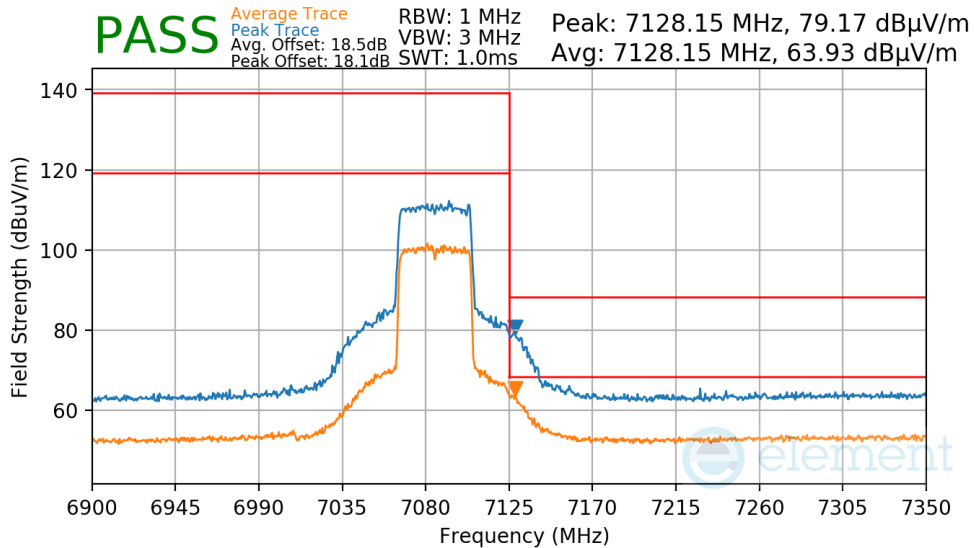
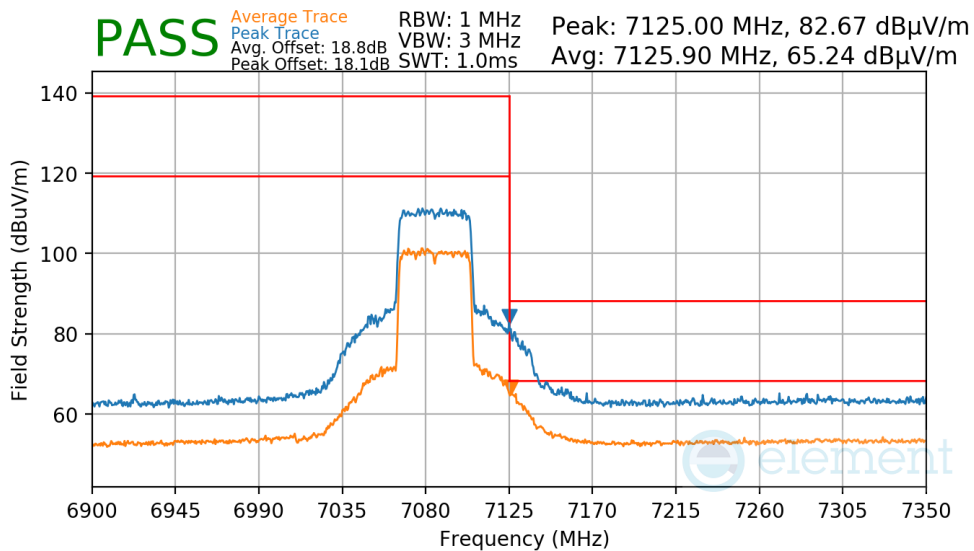


Worst Case Mode: 802.11ax
 Worst Case Transfer Rate: MCS4
 Distance of Measurements: 3 Meters
 Operating Frequency: 7085MHz
 Channel: 227



Plot 7-1395. SDM Primary Radiated Upper Band Edge (Peak & Average – UNII Band 8)

Worst Case Mode: 802.11ax
 Worst Case Transfer Rate: MCS11
 Distance of Measurements: 3 Meters
 Operating Frequency: 7085MHz
 Channel: 227

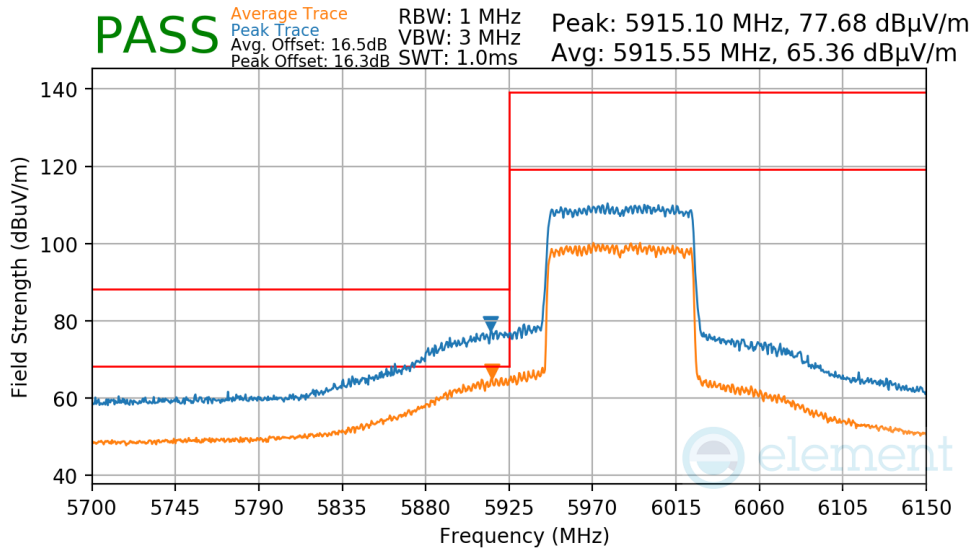


Plot 7-1396. SDM Primary Radiated Upper Band Edge (Peak & Average – UNII Band 8)

FCC ID: BCGA2837 IC: 579C-A2837		MEASUREMENT REPORT (CERTIFICATION)	Approved by: Technical Manager
Test Report S/N: 1C2311270068-24-R2.BCG	Test Dates: 11/28/2023 - 04/04/2024	EUT Type: Tablet Device	Page 478 of 510

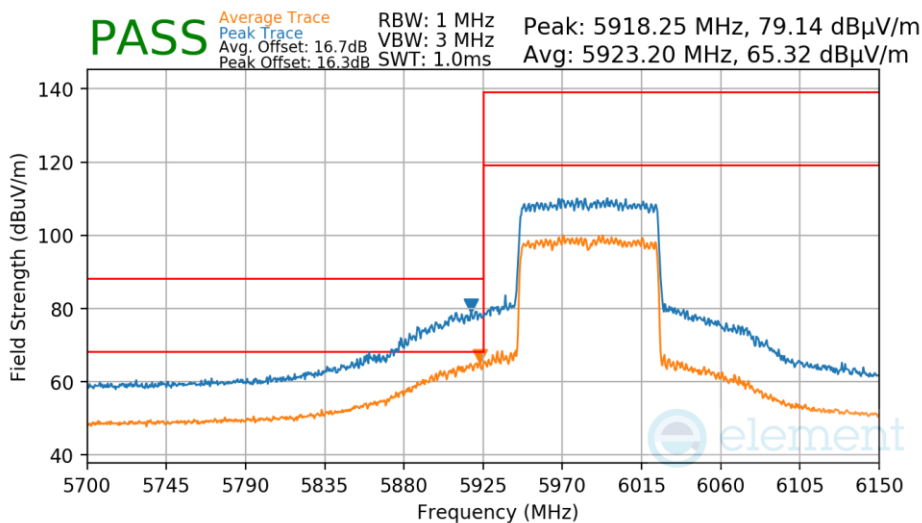
7.7.20 SDM Primary Radiated Band Edge Measurements (80MHz BW) §15.407(b.1)(b.2) §15.205 §15.209; RSS-Gen [8.9]

Worst Case Mode: 802.11ax
 Worst Case Transfer Rate: MCS0
 Distance of Measurements: 3 Meters
 Operating Frequency: 5985MHz
 Channel: 7



Plot 7-1397. SDM Primary Radiated Lower Band Edge (Peak & Average – UNII Band 5)

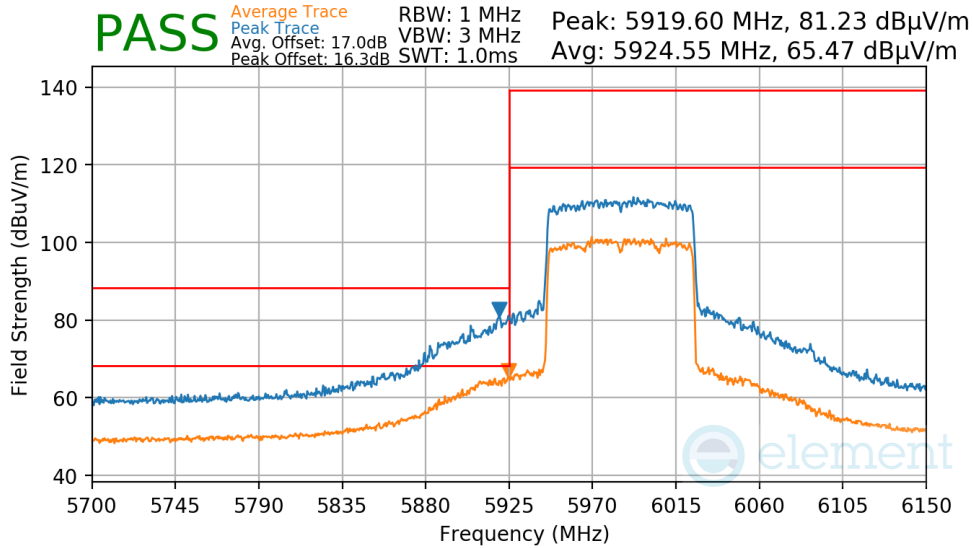
Worst Case Mode: 802.11ax
 Worst Case Transfer Rate: MCS4
 Distance of Measurements: 3 Meters
 Operating Frequency: 5985MHz
 Channel: 7



Plot 7-1398. SDM Primary Radiated Lower Band Edge (Peak & Average – UNII Band 5)

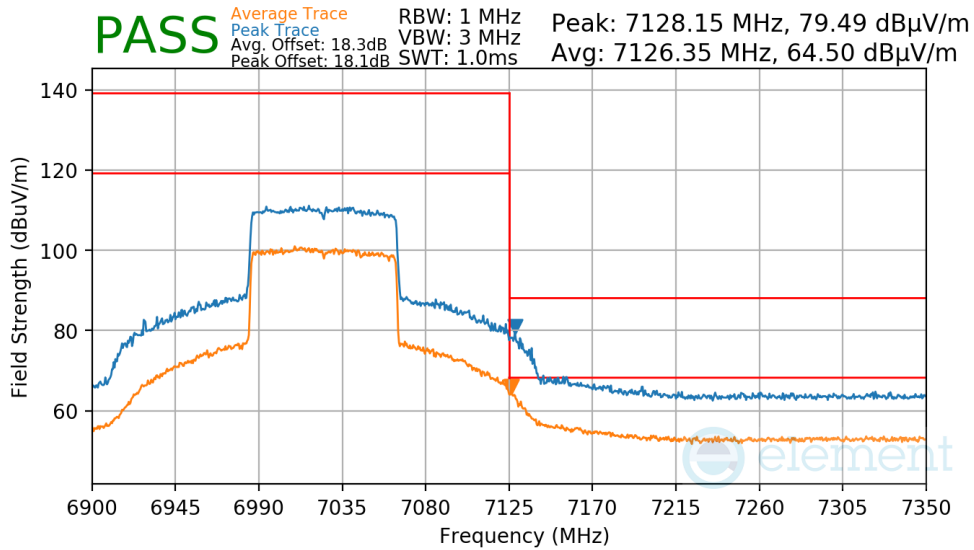
FCC ID: BCGA2837 IC: 579C-A2837		MEASUREMENT REPORT (CERTIFICATION)	Approved by: Technical Manager
Test Report S/N: 1C2311270068-24-R2.BCG	Test Dates: 11/28/2023 - 04/04/2024	EUT Type: Tablet Device	Page 479 of 510

Worst Case Mode: 802.11ax
 Worst Case Transfer Rate: MCS11
 Distance of Measurements: 3 Meters
 Operating Frequency: 5985MHz
 Channel: 7



Plot 7-1399. SDM Primary Radiated Lower Band Edge (Peak & Average – UNII Band 5)

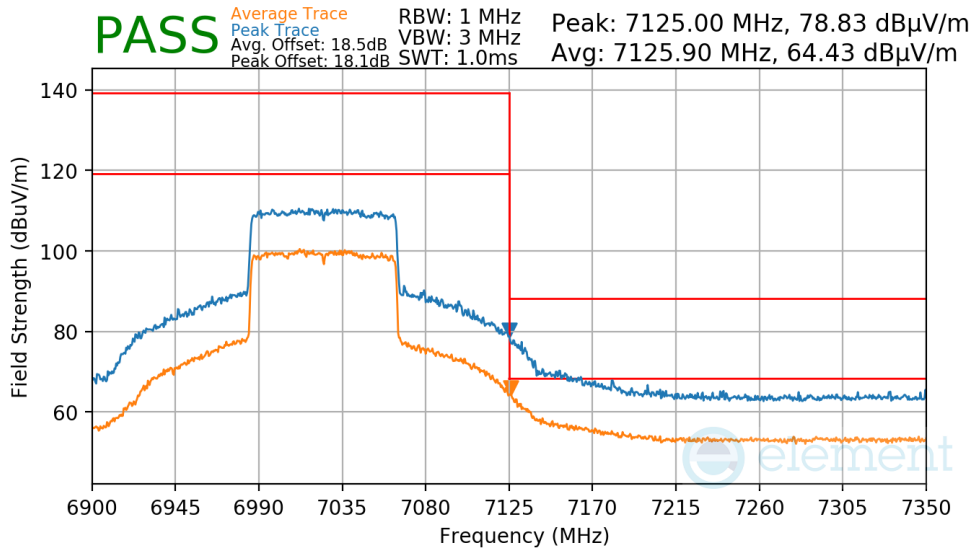
Worst Case Mode: 802.11ax
 Worst Case Transfer Rate: MCS0
 Distance of Measurements: 3 Meters
 Operating Frequency: 7025MHz
 Channel: 215



Plot 7-1400. SDM Primary Radiated Upper Band Edge (Peak & Average – UNII Band 8)

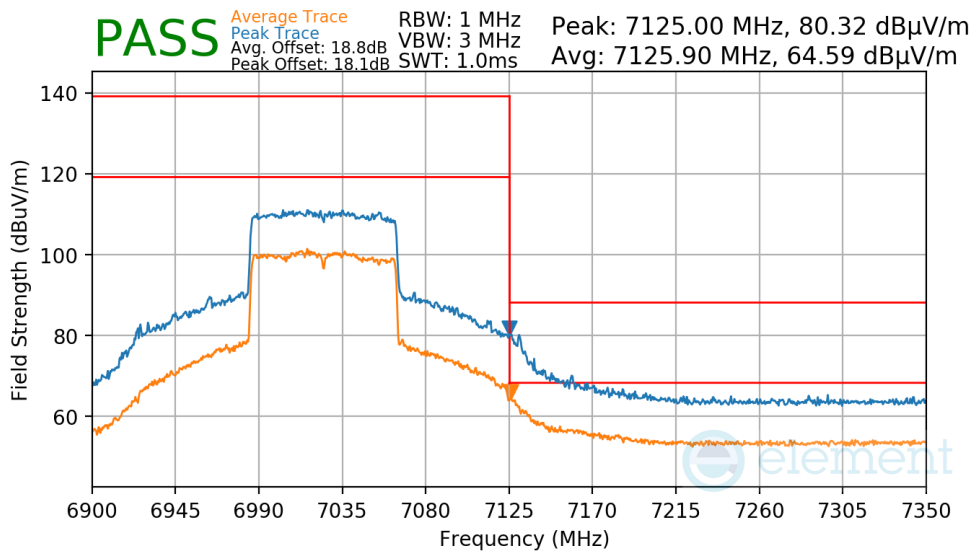
FCC ID: BCGA2837 IC: 579C-A2837		MEASUREMENT REPORT (CERTIFICATION)	Approved by: Technical Manager
Test Report S/N: 1C2311270068-24-R2.BCG	Test Dates: 11/28/2023 - 04/04/2024	EUT Type: Tablet Device	Page 480 of 510

Worst Case Mode: 802.11ax
 Worst Case Transfer Rate: MCS4
 Distance of Measurements: 3 Meters
 Operating Frequency: 7025MHz
 Channel: 215



Plot 7-1401. SDM Primary Radiated Upper Band Edge (Peak & Average – UNII Band 8)

Worst Case Mode: 802.11ax
 Worst Case Transfer Rate: MCS11
 Distance of Measurements: 3 Meters
 Operating Frequency: 7025MHz
 Channel: 215

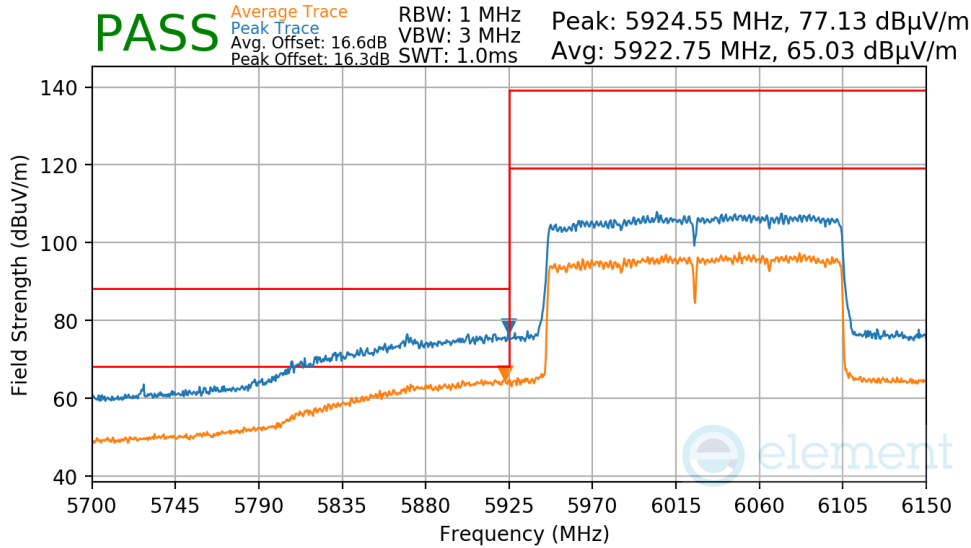


Plot 7-1402. SDM Primary Radiated Upper Band Edge (Peak & Average – UNII Band 8)

FCC ID: BCGA2837 IC: 579C-A2837		MEASUREMENT REPORT (CERTIFICATION)	Approved by: Technical Manager
Test Report S/N: 1C2311270068-24-R2.BCG	Test Dates: 11/28/2023 - 04/04/2024	EUT Type: Tablet Device	Page 481 of 510

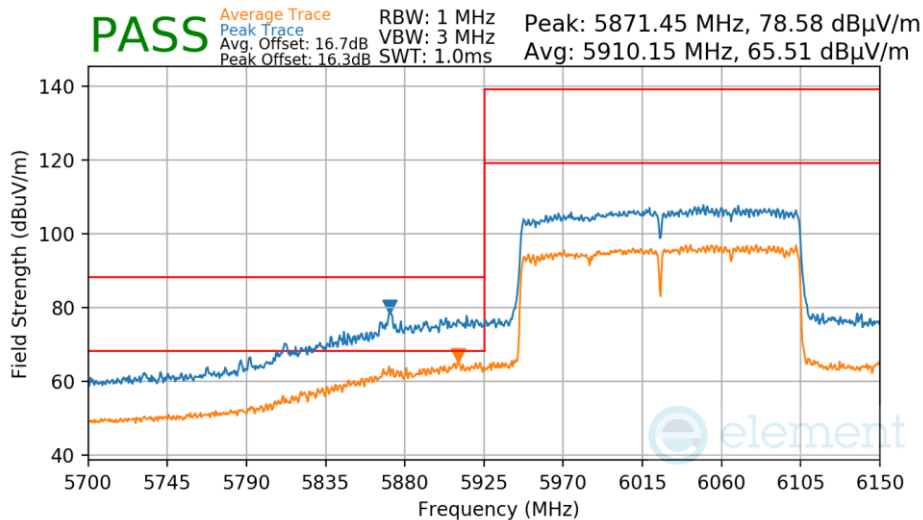
7.7.21 SDM Primary Radiated Band Edge Measurements (160MHz BW) §15.407(b.1)(b.2) §15.205 §15.209; RSS-Gen [8.9]

Worst Case Mode:	802.11ax
Worst Case Transfer Rate:	MCS0
Distance of Measurements:	3 Meters
Operating Frequency:	6025MHz
Channel:	15



Plot 7-1403. SDM Primary Radiated Lower Band Edge (Peak & Average – UNII Band 5)

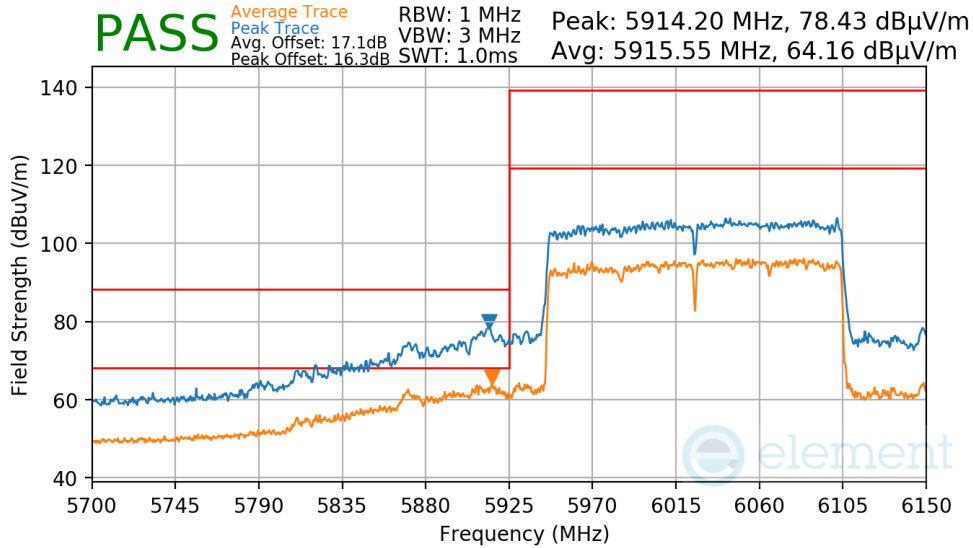
Worst Case Mode:	802.11ax
Worst Case Transfer Rate:	MCS4
Distance of Measurements:	3 Meters
Operating Frequency:	6025MHz
Channel:	15



Plot 7-1404. SDM Primary Radiated Lower Band Edge (Peak & Average – UNII Band 5)

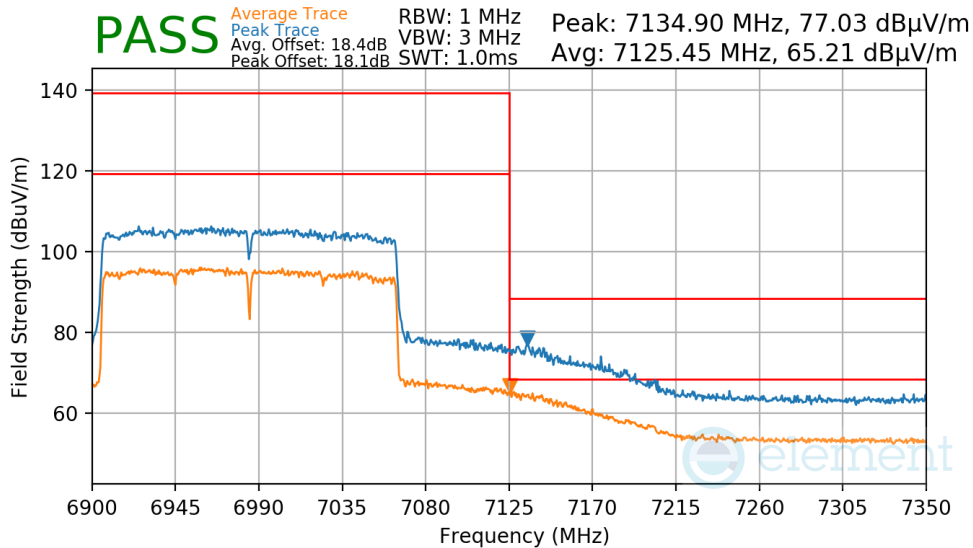
FCC ID: BCGA2837 IC: 579C-A2837		MEASUREMENT REPORT (CERTIFICATION)	Approved by: Technical Manager
Test Report S/N: 1C2311270068-24-R2.BCG	Test Dates: 11/28/2023 - 04/04/2024	EUT Type: Tablet Device	Page 482 of 510

Worst Case Mode: 802.11ax
 Worst Case Transfer Rate: MCS11
 Distance of Measurements: 3 Meters
 Operating Frequency: 6025MHz
 Channel: 15



Plot 7-1405. SDM Primary Radiated Lower Band Edge (Peak & Average – UNII Band 5)

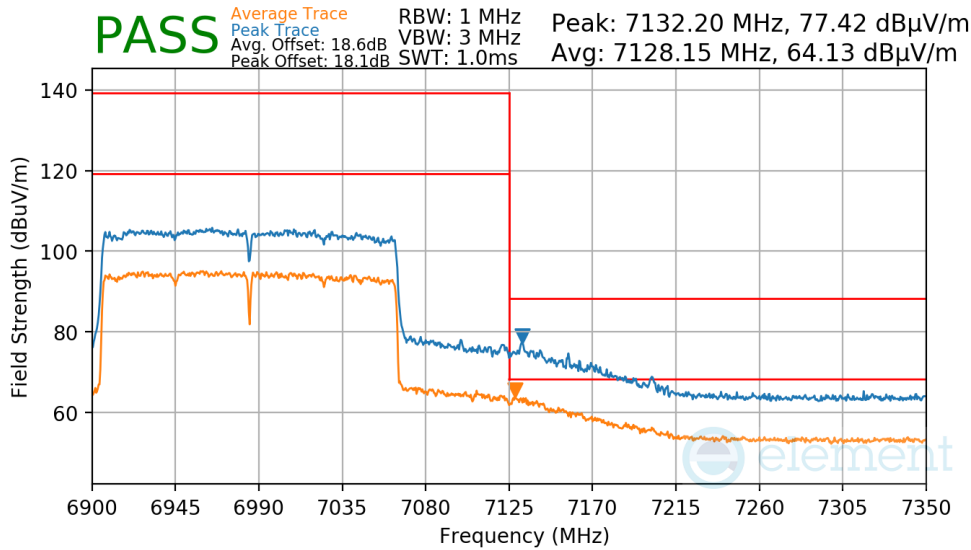
Worst Case Mode: 802.11ax
 Worst Case Transfer Rate: MCS0
 Distance of Measurements: 3 Meters
 Operating Frequency: 6985MHz
 Channel: 207



Plot 7-1406. SDM Primary Radiated Upper Band Edge (Peak & Average – UNII Band 8)

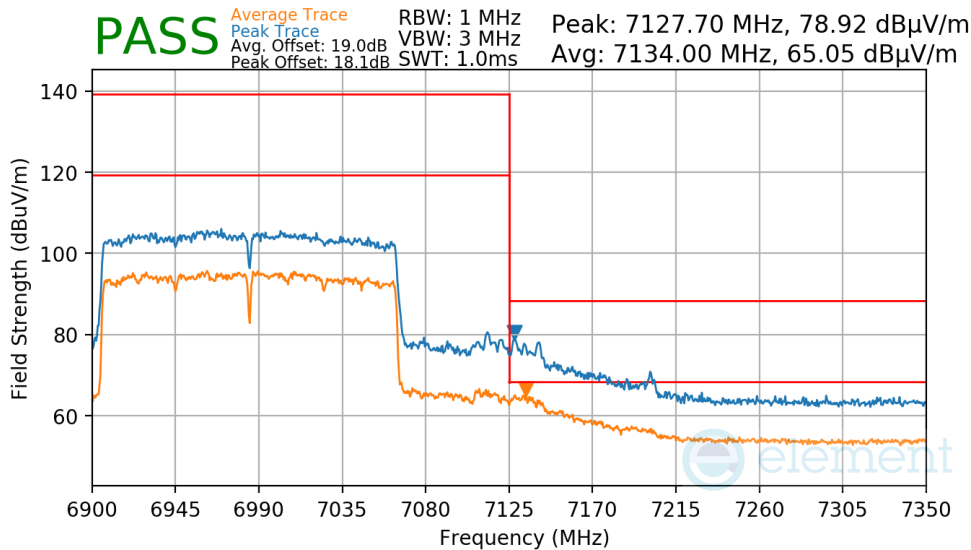
FCC ID: BCGA2837 IC: 579C-A2837		MEASUREMENT REPORT (CERTIFICATION)	Approved by: Technical Manager
Test Report S/N: 1C2311270068-24-R2.BCG	Test Dates: 11/28/2023 - 04/04/2024	EUT Type: Tablet Device	Page 483 of 510

Worst Case Mode: 802.11ax
 Worst Case Transfer Rate: MCS4
 Distance of Measurements: 3 Meters
 Operating Frequency: 6985MHz
 Channel: 207



Plot 7-1407. SDM Primary Radiated Upper Band Edge (Peak & Average – UNII Band 8)

Worst Case Mode: 802.11ax
 Worst Case Transfer Rate: MCS11
 Distance of Measurements: 3 Meters
 Operating Frequency: 6985MHz
 Channel: 207

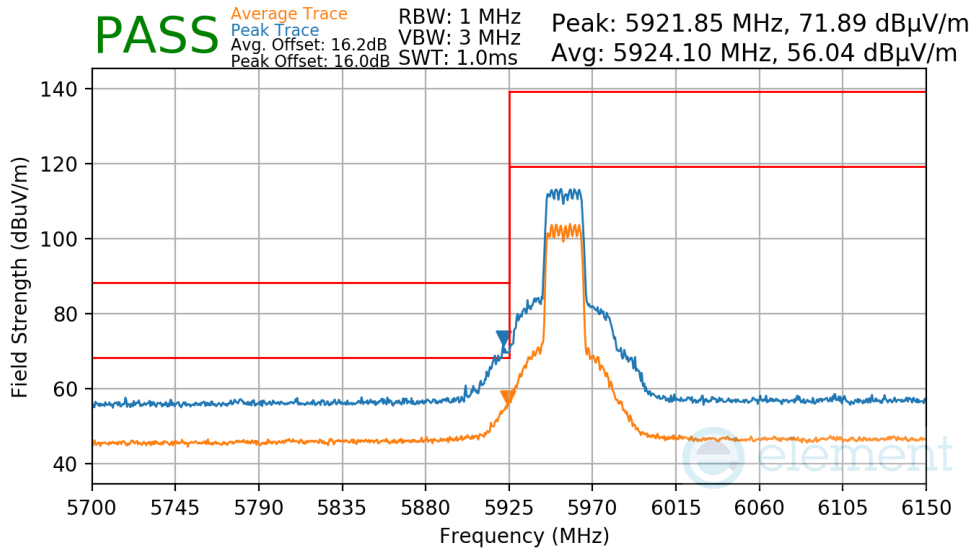


Plot 7-1408. SDM Primary Radiated Upper Band Edge (Peak & Average – UNII Band 8)

FCC ID: BCGA2837 IC: 579C-A2837		MEASUREMENT REPORT (CERTIFICATION)	Approved by: Technical Manager
Test Report S/N: 1C2311270068-24-R2.BCG	Test Dates: 11/28/2023 - 04/04/2024	EUT Type: Tablet Device	Page 484 of 510

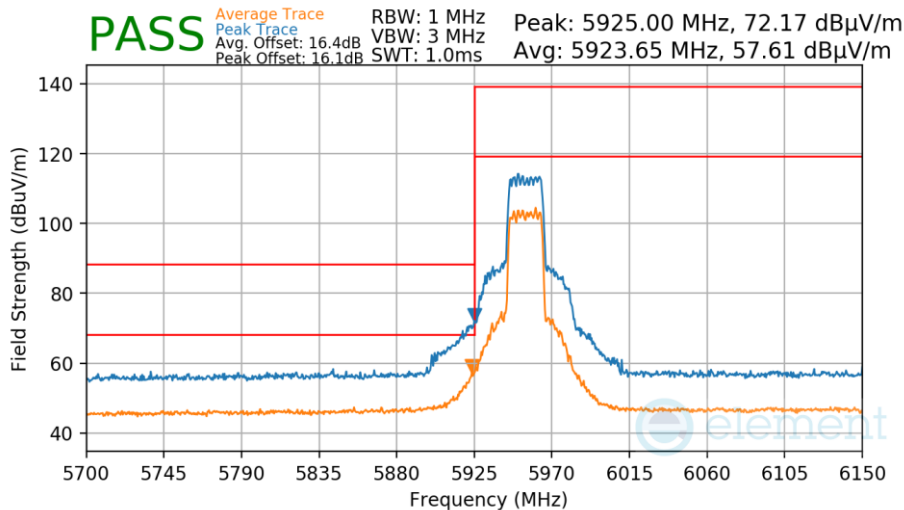
7.7.22 SDM Diversity Radiated Band Edge Measurements (20MHz BW) §15.407(b.1)(b.2) §15.205 §15.209; RSS-Gen [8.9]; RSS-Gen [8.9]

Worst Case Mode: 802.11ax
 Worst Case Transfer Rate: MCS0
 Distance of Measurements: 3 Meters
 Operating Frequency: 5955MHz
 Channel: 1



Plot 7-1409. SDM Diversity Radiated Lower Band Edge (Peak/Average – UNII Band 5)

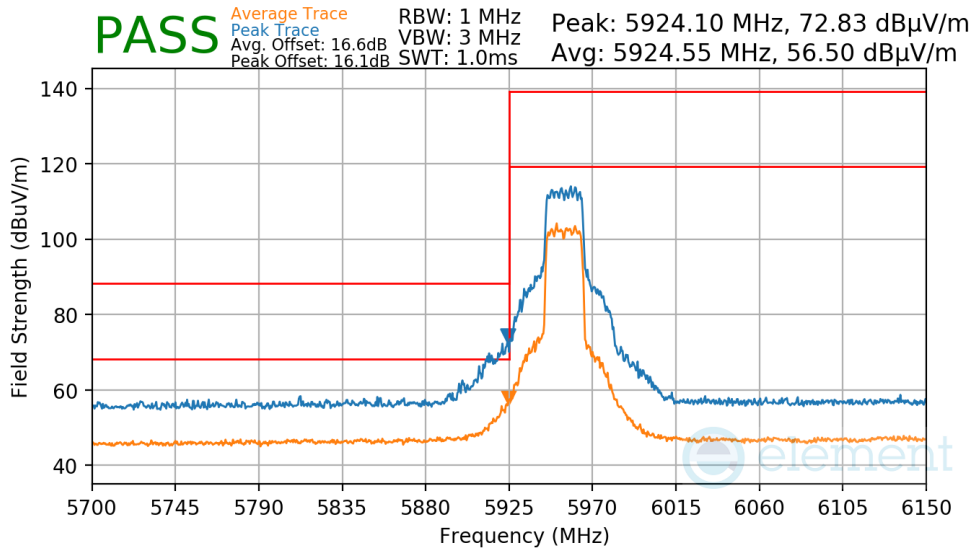
Worst Case Mode: 802.11ax
 Worst Case Transfer Rate: MCS4
 Distance of Measurements: 3 Meters
 Operating Frequency: 5955MHz
 Channel: 1



Plot 7-1410. SDM Diversity Radiated Lower Band Edge (Peak/Average – UNII Band 5)

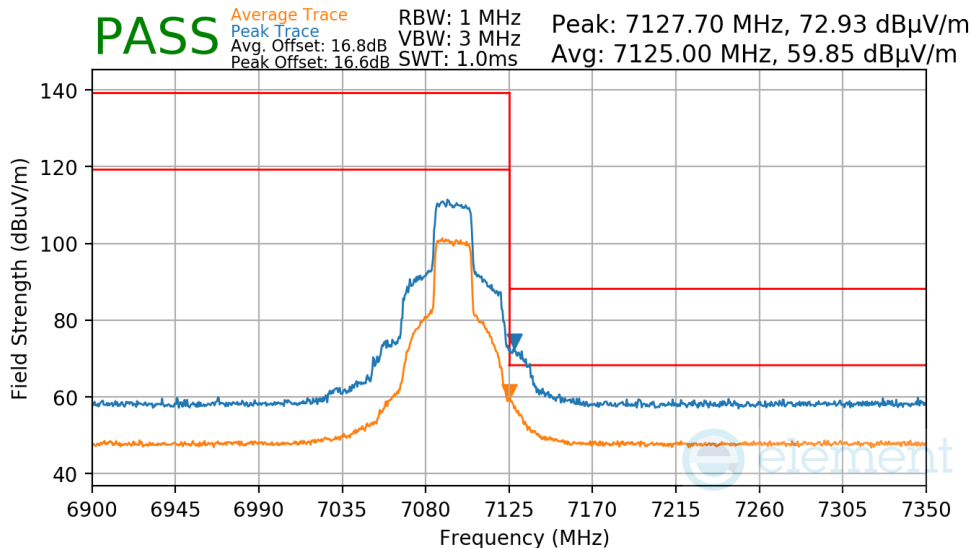
FCC ID: BCGA2837 IC: 579C-A2837		MEASUREMENT REPORT (CERTIFICATION)	Approved by: Technical Manager
Test Report S/N: 1C2311270068-24-R2.BCG	Test Dates: 11/28/2023 - 04/04/2024	EUT Type: Tablet Device	Page 485 of 510

Worst Case Mode: 802.11ax
 Worst Case Transfer Rate: MCS11
 Distance of Measurements: 3 Meters
 Operating Frequency: 5955MHz
 Channel: 1



Plot 7-1411. SDM Diversity Radiated Lower Band Edge (Peak/Average – UNII Band 5)

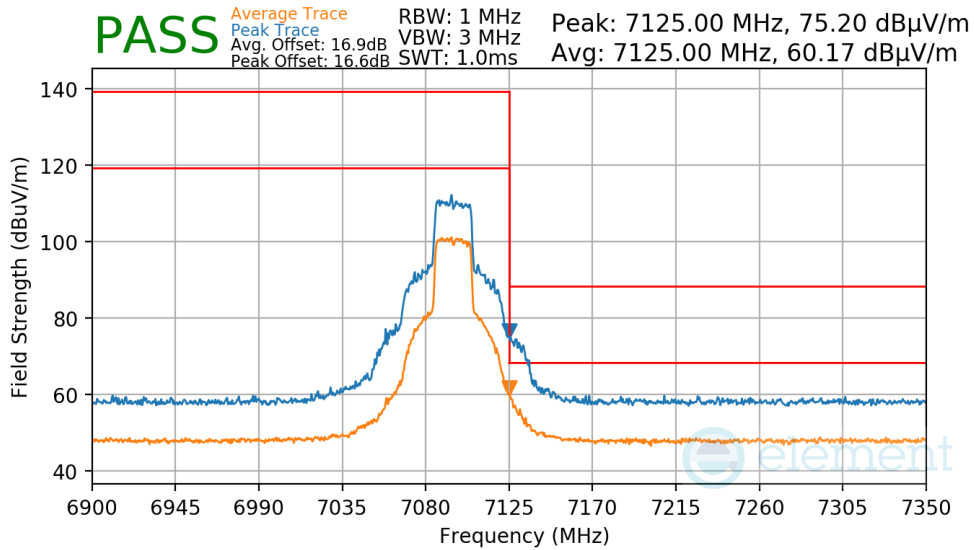
Worst Case Mode: 802.11ax
 Worst Case Transfer Rate: MCS0
 Distance of Measurements: 3 Meters
 Operating Frequency: 7095MHz
 Channel: 229



Plot 7-1412. SDM Diversity Radiated Upper Band Edge (Peak/Average – UNII Band 8)

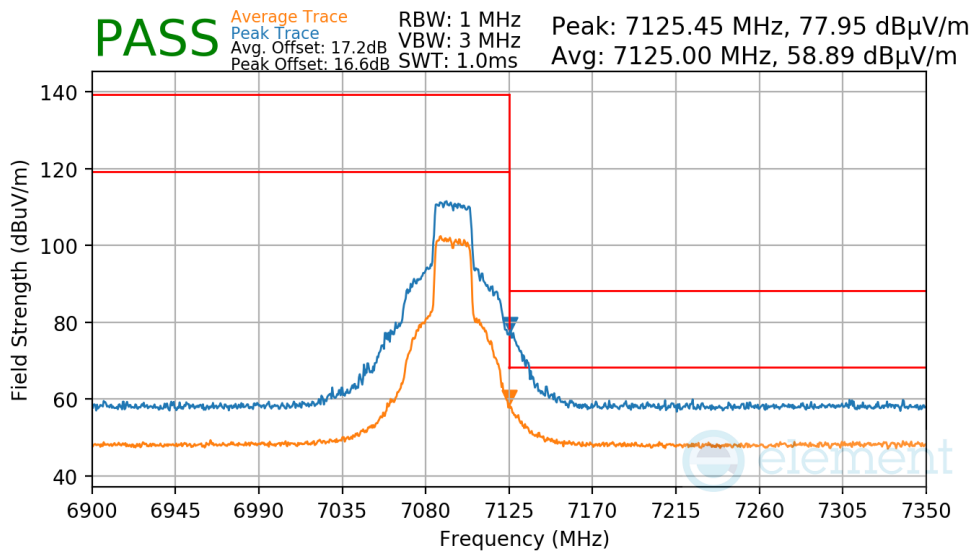
FCC ID: BCGA2837 IC: 579C-A2837		MEASUREMENT REPORT (CERTIFICATION)	Approved by: Technical Manager
Test Report S/N: 1C2311270068-24-R2.BCG	Test Dates: 11/28/2023 - 04/04/2024	EUT Type: Tablet Device	Page 486 of 510

Worst Case Mode: 802.11ax
 Worst Case Transfer Rate: MCS4
 Distance of Measurements: 3 Meters
 Operating Frequency: 7095MHz
 Channel: 229



Plot 7-1413. SDM Diversity Radiated Upper Band Edge (Peak/Average – UNII Band 8)

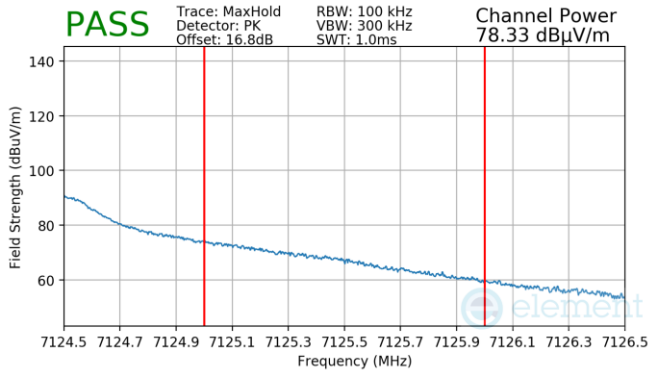
Worst Case Mode: 802.11ax
 Worst Case Transfer Rate: MCS11
 Distance of Measurements: 3 Meters
 Operating Frequency: 7095MHz
 Channel: 229



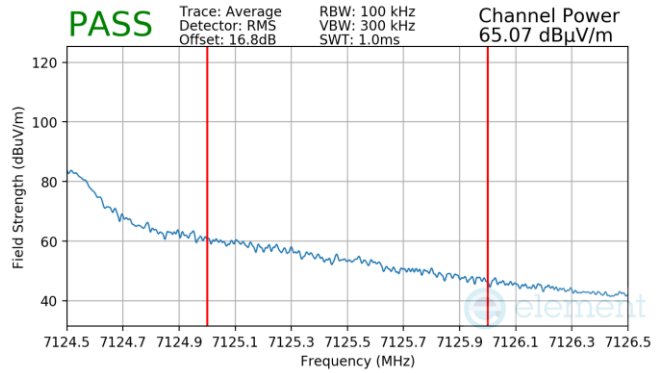
Plot 7-1414. SDM Diversity Radiated Upper Band Edge (Peak/Average – UNII Band 8)

FCC ID: BCGA2837 IC: 579C-A2837		MEASUREMENT REPORT (CERTIFICATION)	Approved by: Technical Manager
Test Report S/N: 1C2311270068-24-R2.BCG	Test Dates: 11/28/2023 - 04/04/2024	EUT Type: Tablet Device	Page 487 of 510

Worst Case Mode: 802.11ax
 Worst Case Transfer Rate: MCS0
 Distance of Measurements: 3 Meters
 Operating Frequency: 7115MHz
 Channel: 233

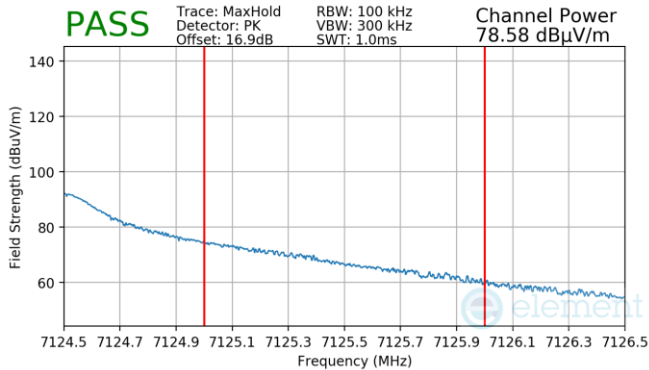


Plot 7-1415. SDM Diversity Radiated Upper Band Edge (Peak – UNII Band 8)

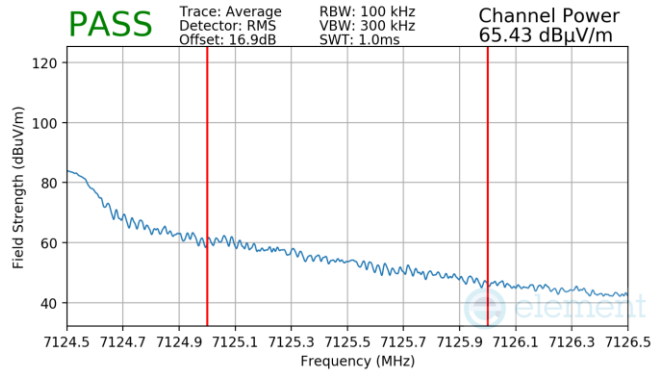


Plot 7-1416. SDM Diversity Radiated Upper Band Edge (Average – UNII Band 8)

Worst Case Mode: 802.11ax
 Worst Case Transfer Rate: MCS4
 Distance of Measurements: 3 Meters
 Operating Frequency: 7115MHz
 Channel: 233



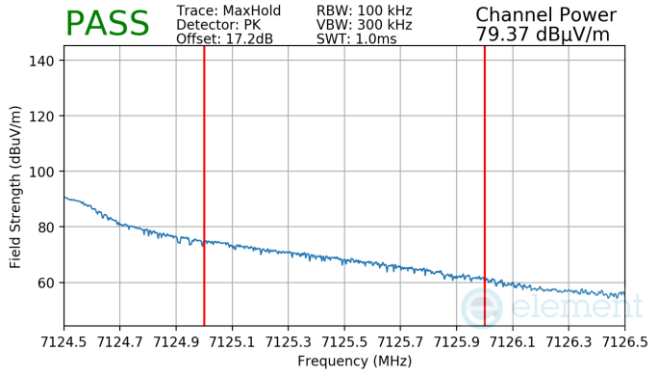
Plot 7-1417. SDM Diversity Radiated Upper Band Edge (Peak – UNII Band 8)



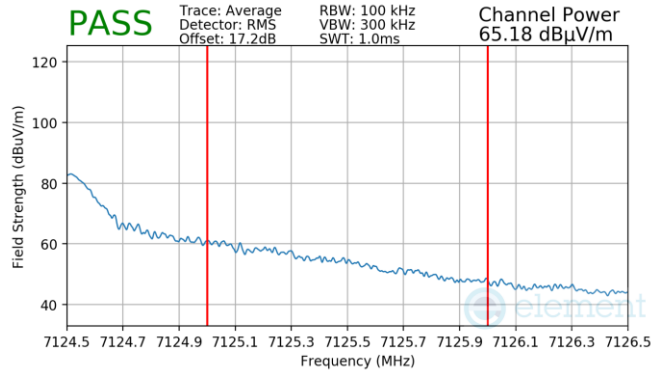
Plot 7-1418. SDM Diversity Radiated Upper Band Edge (Average – UNII Band 8)

FCC ID: BCGA2837 IC: 579C-A2837		MEASUREMENT REPORT (CERTIFICATION)	Approved by: Technical Manager
Test Report S/N: 1C2311270068-24-R2.BCG	Test Dates: 11/28/2023 - 04/04/2024	EUT Type: Tablet Device	Page 488 of 510

Worst Case Mode: 802.11ax
 Worst Case Transfer Rate: MCS11
 Distance of Measurements: 3 Meters
 Operating Frequency: 7115MHz
 Channel: 233



Plot 7-1419. SDM Diversity Radiated Upper Band Edge (Peak – UNII Band 8)

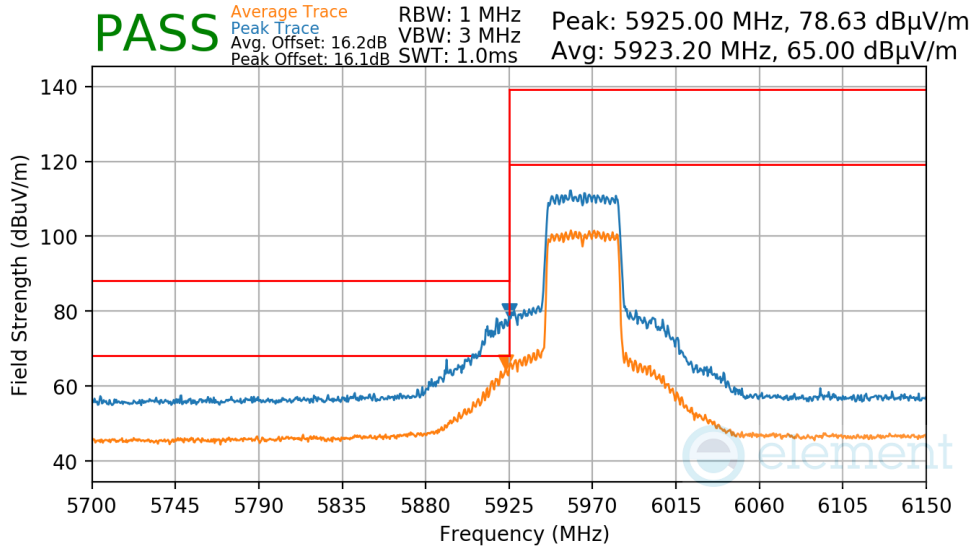


Plot 7-1420. SDM Diversity Radiated Upper Band Edge (Average – UNII Band 8)

FCC ID: BCGA2837 IC: 579C-A2837	 MEASUREMENT REPORT (CERTIFICATION)	Approved by: Technical Manager
Test Report S/N: 1C2311270068-24-R2.BCG	Test Dates: 11/28/2023 - 04/04/2024	EUT Type: Tablet Device

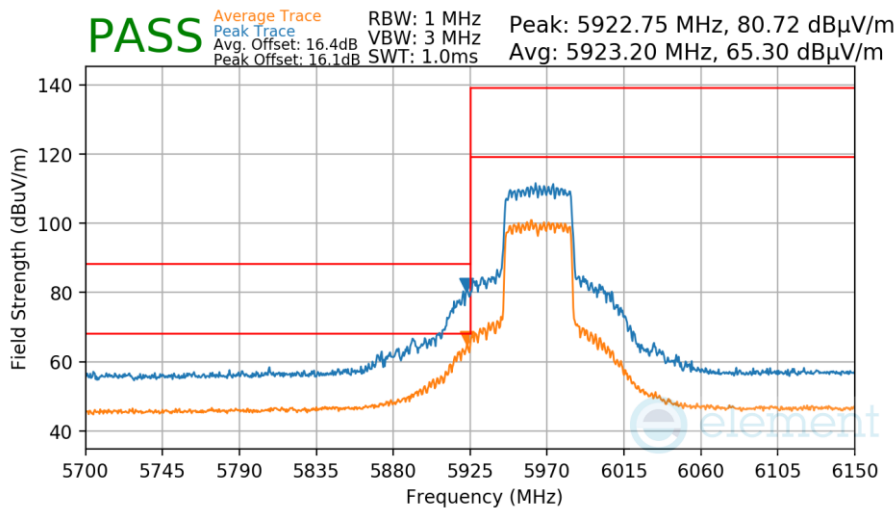
7.7.23 SDM Diversity Radiated Band Edge Measurements (40MHz BW) §15.407(b.1)(b.2) §15.205 §15.209; RSS-Gen [8.9]

Worst Case Mode: 802.11ax
 Worst Case Transfer Rate: MCS0
 Distance of Measurements: 3 Meters
 Operating Frequency: 5965MHz
 Channel: 3



Plot 7-1421. SDM Diversity Radiated Lower Band Edge (Peak & Average – UNII Band 5)

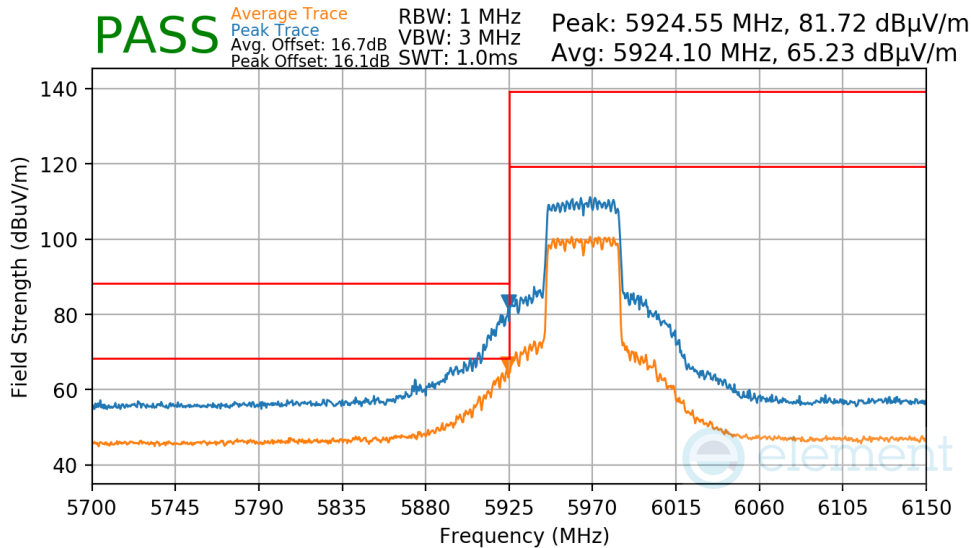
Worst Case Mode: 802.11ax
 Worst Case Transfer Rate: MCS4
 Distance of Measurements: 3 Meters
 Operating Frequency: 5965MHz
 Channel: 3



Plot 7-1422. SDM Diversity Radiated Lower Band Edge (Peak & Average – UNII Band 5)

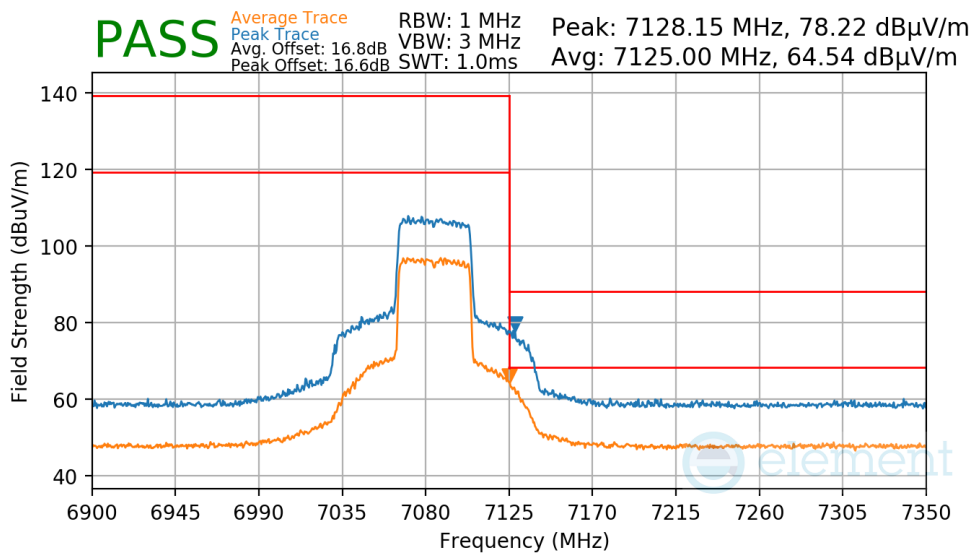
FCC ID: BCGA2837 IC: 579C-A2837		MEASUREMENT REPORT (CERTIFICATION)	Approved by: Technical Manager
Test Report S/N: 1C2311270068-24-R2.BCG	Test Dates: 11/28/2023 - 04/04/2024	EUT Type: Tablet Device	Page 490 of 510

Worst Case Mode: 802.11ax
 Worst Case Transfer Rate: MCS11
 Distance of Measurements: 3 Meters
 Operating Frequency: 5965MHz
 Channel: 3



Plot 7-1423. SDM Diversity Radiated Lower Band Edge (Peak & Average – UNII Band 5)

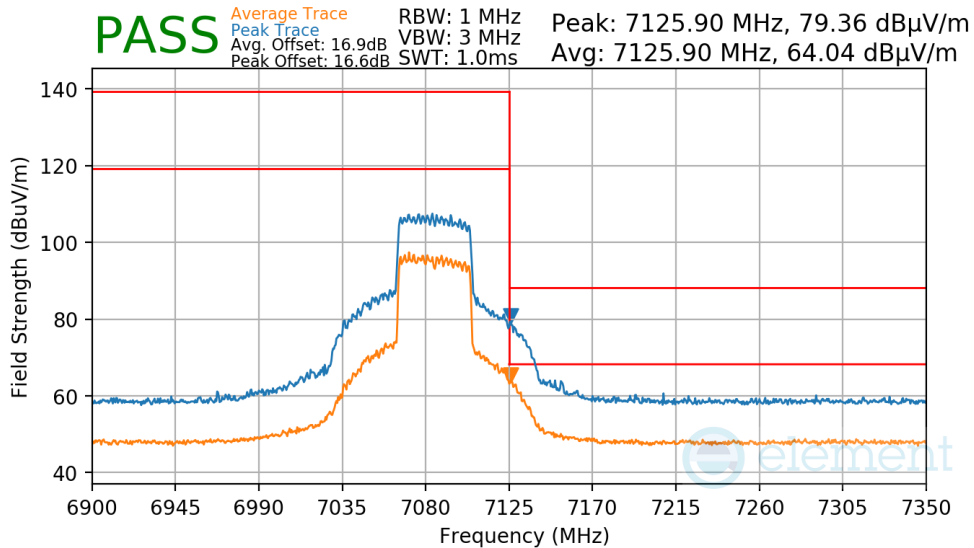
Worst Case Mode: 802.11ax
 Worst Case Transfer Rate: MCS0
 Distance of Measurements: 3 Meters
 Operating Frequency: 7085MHz
 Channel: 227



Plot 7-1424. SDM Diversity Radiated Upper Band Edge (Peak & Average – UNII Band 8)

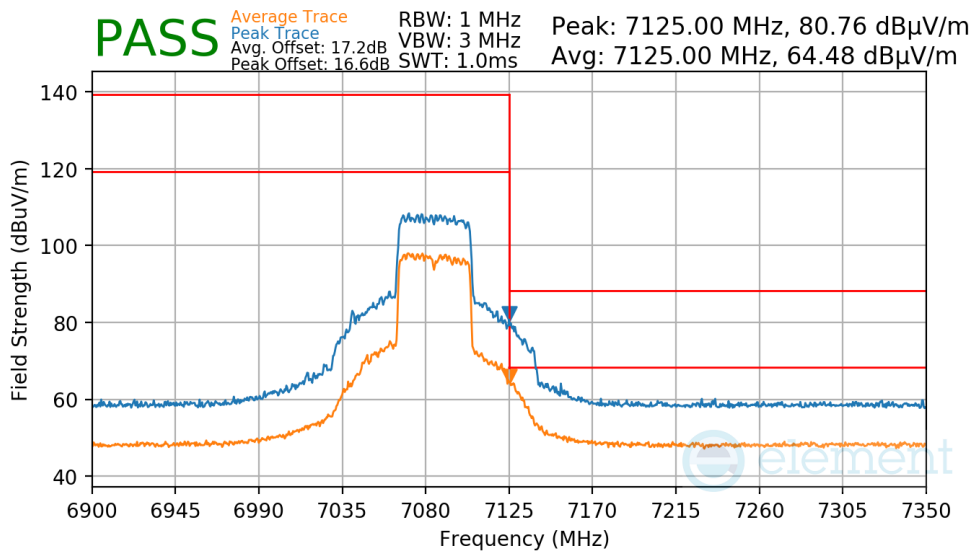
FCC ID: BCGA2837 IC: 579C-A2837		MEASUREMENT REPORT (CERTIFICATION)	Approved by: Technical Manager
Test Report S/N: 1C2311270068-24-R2.BCG	Test Dates: 11/28/2023 - 04/04/2024	EUT Type: Tablet Device	Page 491 of 510

Worst Case Mode: 802.11ax
 Worst Case Transfer Rate: MCS4
 Distance of Measurements: 3 Meters
 Operating Frequency: 7085MHz
 Channel: 227



Plot 7-1425. SDM Diversity Radiated Upper Band Edge (Peak & Average – UNII Band 8)

Worst Case Mode: 802.11ax
 Worst Case Transfer Rate: MCS11
 Distance of Measurements: 3 Meters
 Operating Frequency: 7085MHz
 Channel: 227

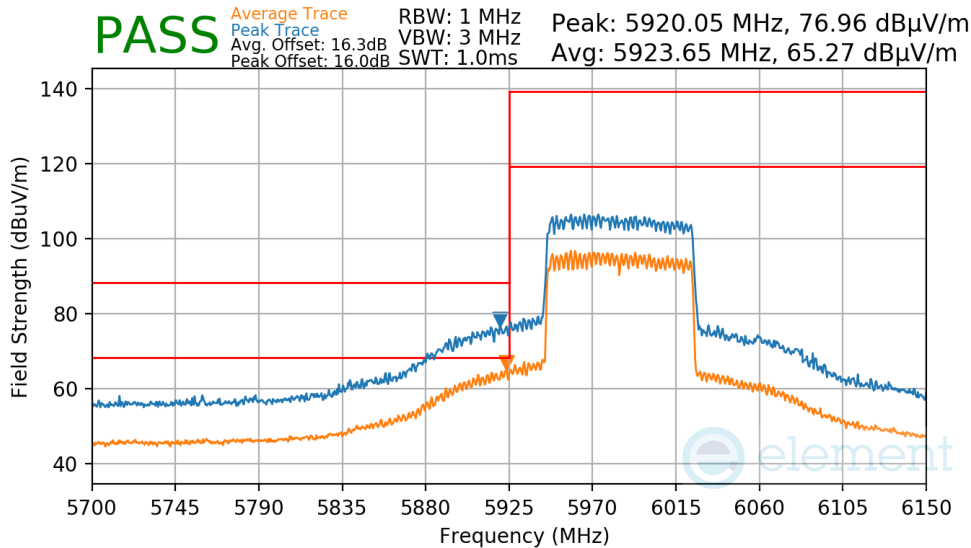


Plot 7-1426. SDM Diversity Radiated Upper Band Edge (Peak & Average – UNII Band 8)

FCC ID: BCGA2837 IC: 579C-A2837		MEASUREMENT REPORT (CERTIFICATION)	Approved by: Technical Manager
Test Report S/N: 1C2311270068-24-R2.BCG	Test Dates: 11/28/2023 - 04/04/2024	EUT Type: Tablet Device	Page 492 of 510

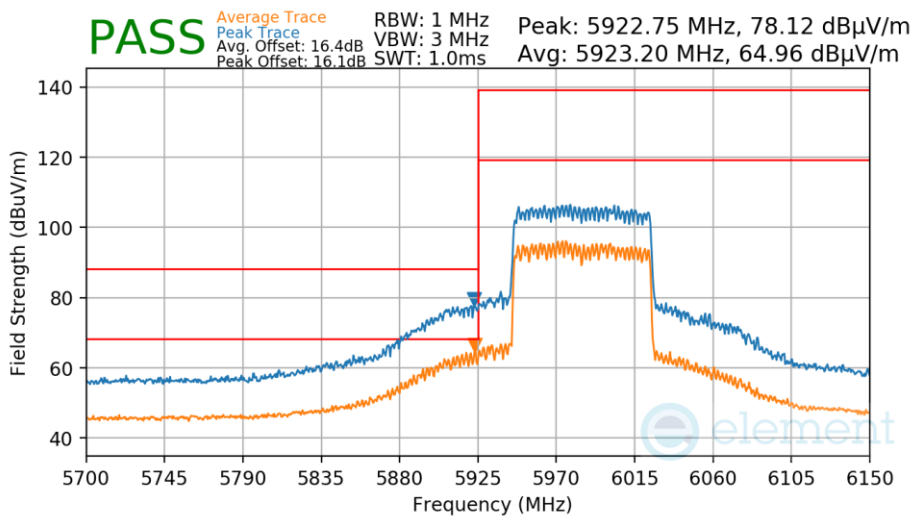
7.7.24 SDM Diversity Radiated Band Edge Measurements (80MHz BW) §15.407(b.1)(b.2) §15.205 §15.209; RSS-Gen [8.9]

Worst Case Mode: 802.11ax
 Worst Case Transfer Rate: MCS0
 Distance of Measurements: 3 Meters
 Operating Frequency: 5985MHz
 Channel: 7



Plot 7-1427. SDM Diversity Radiated Lower Band Edge (Peak & Average – UNII Band 5)

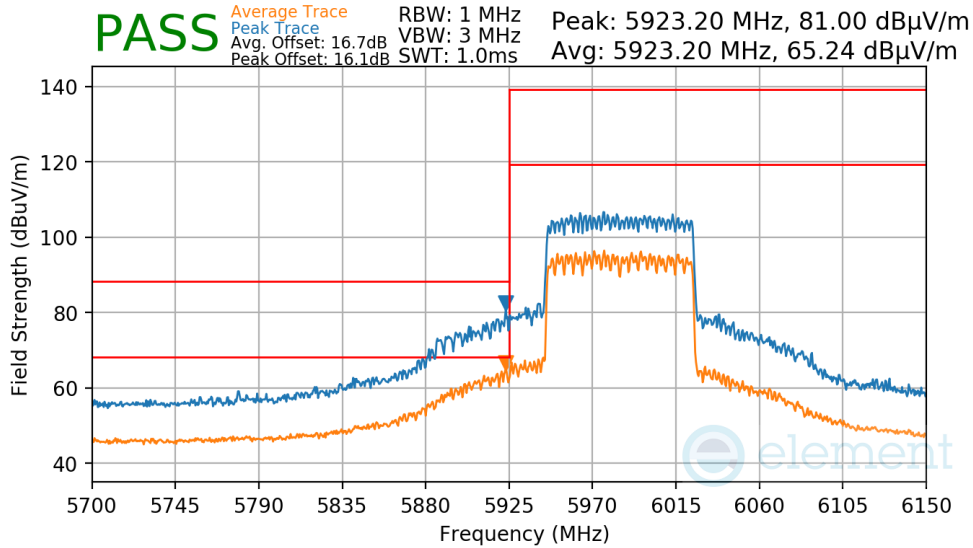
Worst Case Mode: 802.11ax
 Worst Case Transfer Rate: MCS4
 Distance of Measurements: 3 Meters
 Operating Frequency: 5985MHz
 Channel: 7



Plot 7-1428. SDM Diversity Radiated Lower Band Edge (Peak & Average – UNII Band 5)

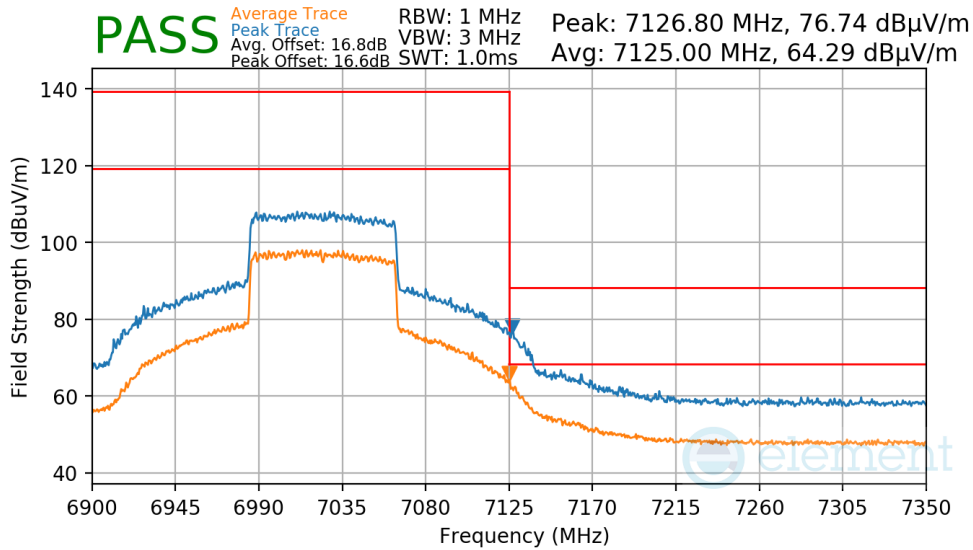
FCC ID: BCGA2837 IC: 579C-A2837		MEASUREMENT REPORT (CERTIFICATION)	Approved by: Technical Manager
Test Report S/N: 1C2311270068-24-R2.BCG	Test Dates: 11/28/2023 - 04/04/2024	EUT Type: Tablet Device	Page 493 of 510

Worst Case Mode: 802.11ax
 Worst Case Transfer Rate: MCS11
 Distance of Measurements: 3 Meters
 Operating Frequency: 5985MHz
 Channel: 7



Plot 7-1429. SDM Diversity Radiated Lower Band Edge (Peak & Average – UNII Band 5)

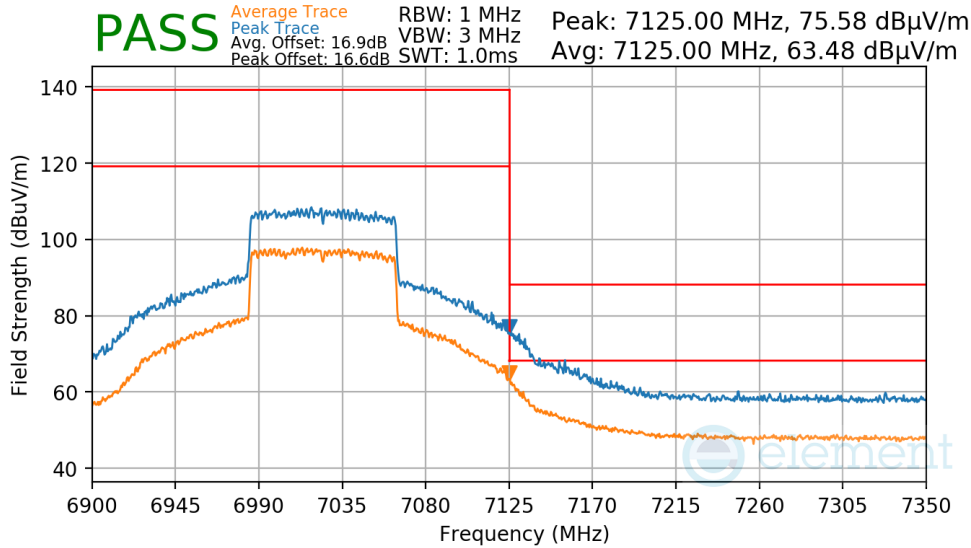
Worst Case Mode: 802.11ax
 Worst Case Transfer Rate: MCS0
 Distance of Measurements: 3 Meters
 Operating Frequency: 7025MHz
 Channel: 215



Plot 7-1430. SDM Diversity Radiated Upper Band Edge (Peak & Average – UNII Band 8)

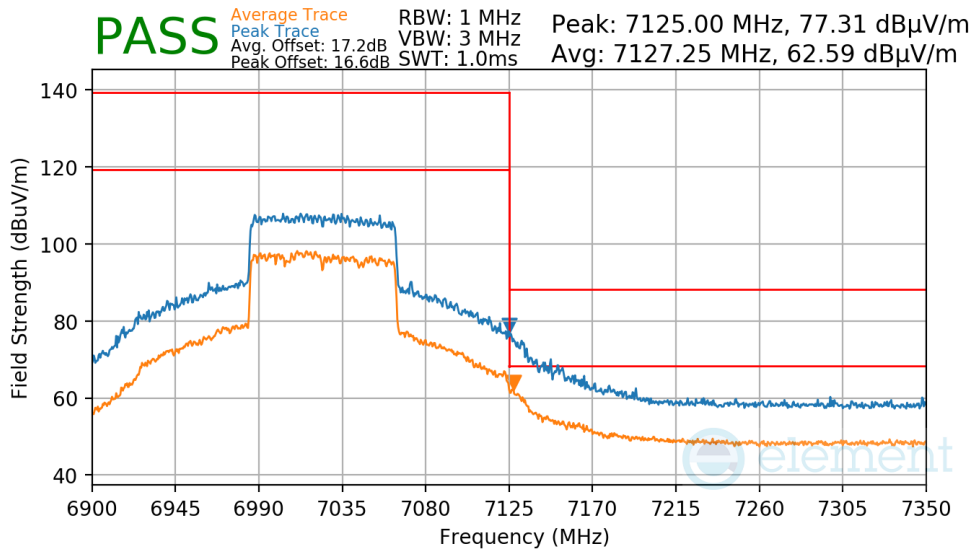
FCC ID: BCGA2837 IC: 579C-A2837		MEASUREMENT REPORT (CERTIFICATION)	Approved by: Technical Manager
Test Report S/N: 1C2311270068-24-R2.BCG	Test Dates: 11/28/2023 - 04/04/2024	EUT Type: Tablet Device	Page 494 of 510

Worst Case Mode: 802.11ax
 Worst Case Transfer Rate: MCS4
 Distance of Measurements: 3 Meters
 Operating Frequency: 7025MHz
 Channel: 215



Plot 7-1431. SDM Diversity Radiated Upper Band Edge (Peak & Average – UNII Band 8)

Worst Case Mode: 802.11ax
 Worst Case Transfer Rate: MCS11
 Distance of Measurements: 3 Meters
 Operating Frequency: 7025MHz
 Channel: 215

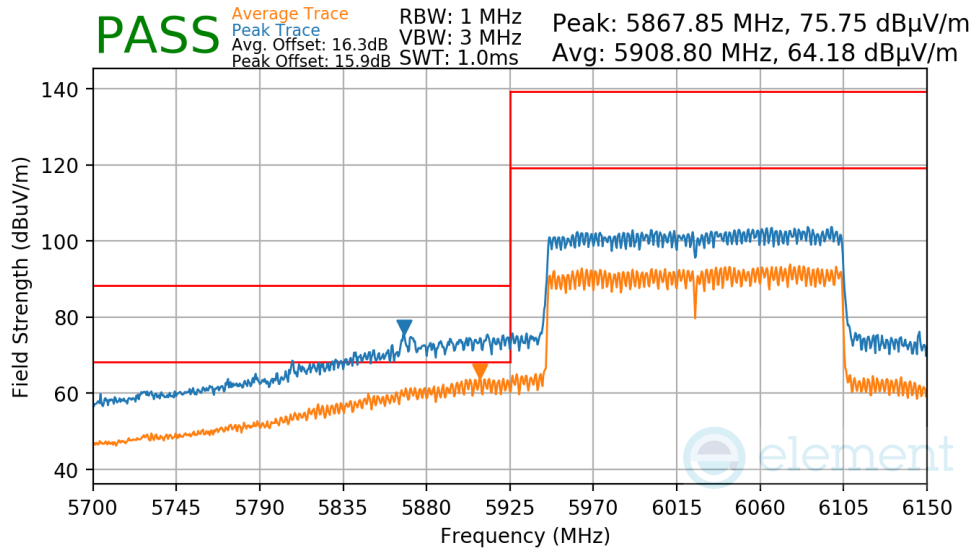


Plot 7-1432. SDM Diversity Radiated Upper Band Edge (Peak & Average – UNII Band 8)

FCC ID: BCGA2837 IC: 579C-A2837		MEASUREMENT REPORT (CERTIFICATION)	Approved by: Technical Manager
Test Report S/N: 1C2311270068-24-R2.BCG	Test Dates: 11/28/2023 - 04/04/2024	EUT Type: Tablet Device	Page 495 of 510

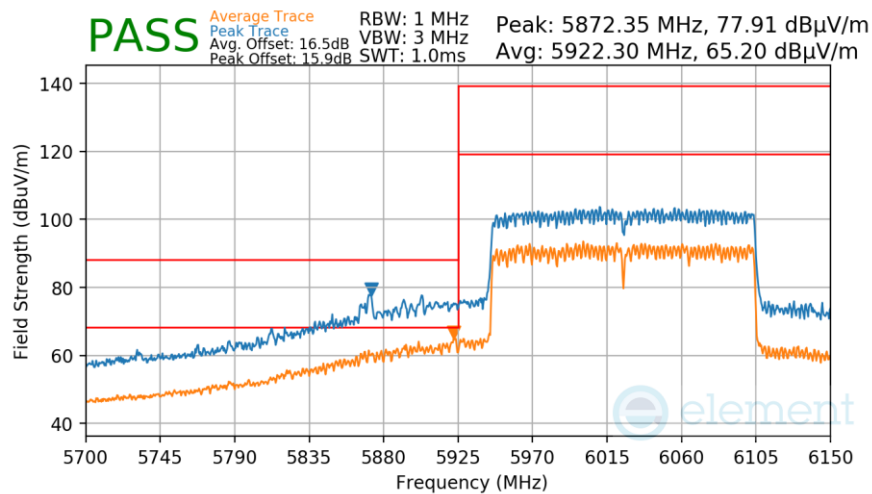
7.7.25 SDM Diversity Radiated Band Edge Measurements (160MHz BW) §15.407(b.1)(b.2) §15.205 §15.209; RSS-Gen [8.9]

Worst Case Mode: 802.11ax
 Worst Case Transfer Rate: MCS0
 Distance of Measurements: 3 Meters
 Operating Frequency: 6025MHz
 Channel: 15



Plot 7-1433. SDM Diversity Radiated Lower Band Edge (Peak & Average – UNII Band 5)

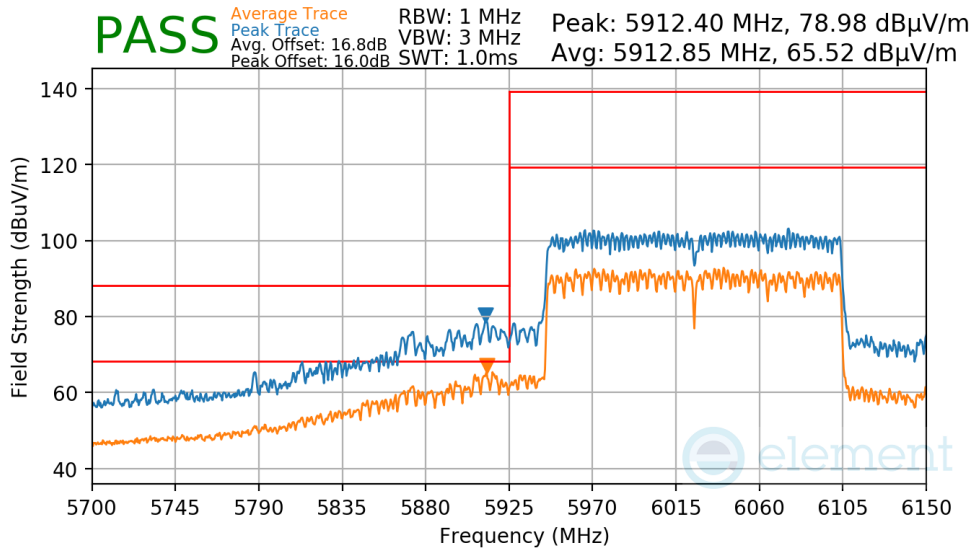
Worst Case Mode: 802.11ax
 Worst Case Transfer Rate: MCS4
 Distance of Measurements: 3 Meters
 Operating Frequency: 6025MHz
 Channel: 15



Plot 7-1434. SDM Diversity Radiated Lower Band Edge (Peak & Average – UNII Band 5)

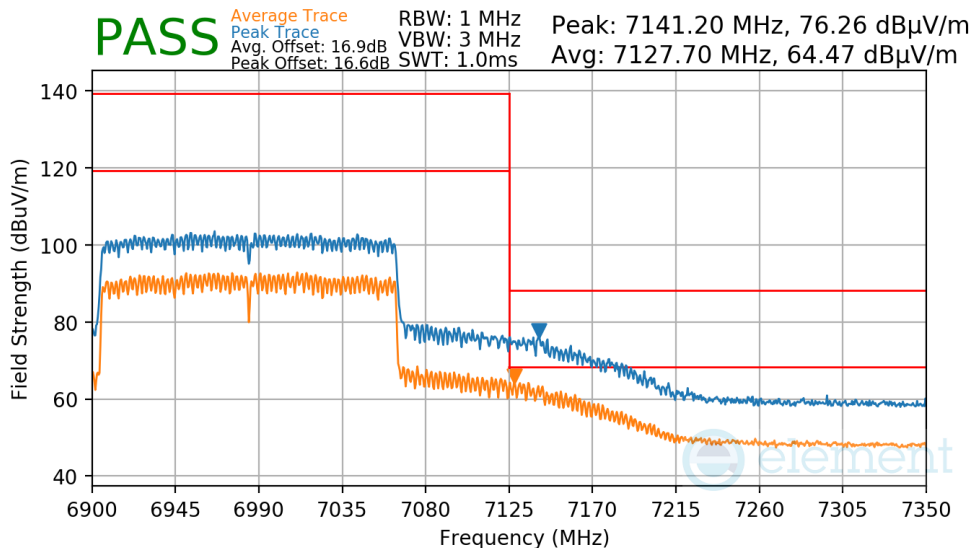
FCC ID: BCGA2837 IC: 579C-A2837		MEASUREMENT REPORT (CERTIFICATION)	Approved by: Technical Manager
Test Report S/N: 1C2311270068-24-R2.BCG	Test Dates: 11/28/2023 - 04/04/2024	EUT Type: Tablet Device	Page 496 of 510

Worst Case Mode: 802.11ax
 Worst Case Transfer Rate: MCS11
 Distance of Measurements: 3 Meters
 Operating Frequency: 6025MHz
 Channel: 15



Plot 7-1435. SDM Diversity Radiated Lower Band Edge (Peak & Average – UNII Band 5)

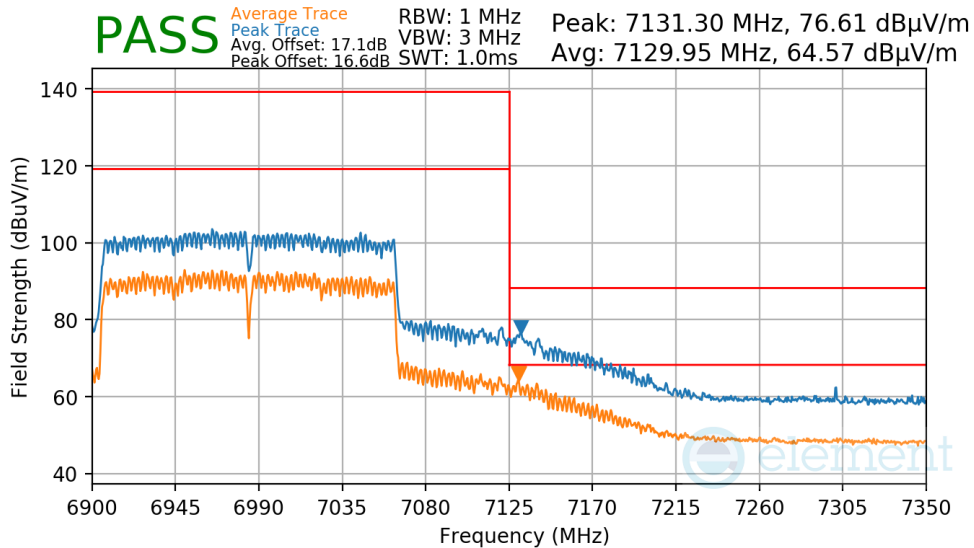
Worst Case Mode: 802.11ax
 Worst Case Transfer Rate: MCS0
 Distance of Measurements: 3 Meters
 Operating Frequency: 6985MHz
 Channel: 207



Plot 7-1436. SDM Diversity Radiated Upper Band Edge (Peak & Average – UNII Band 8)

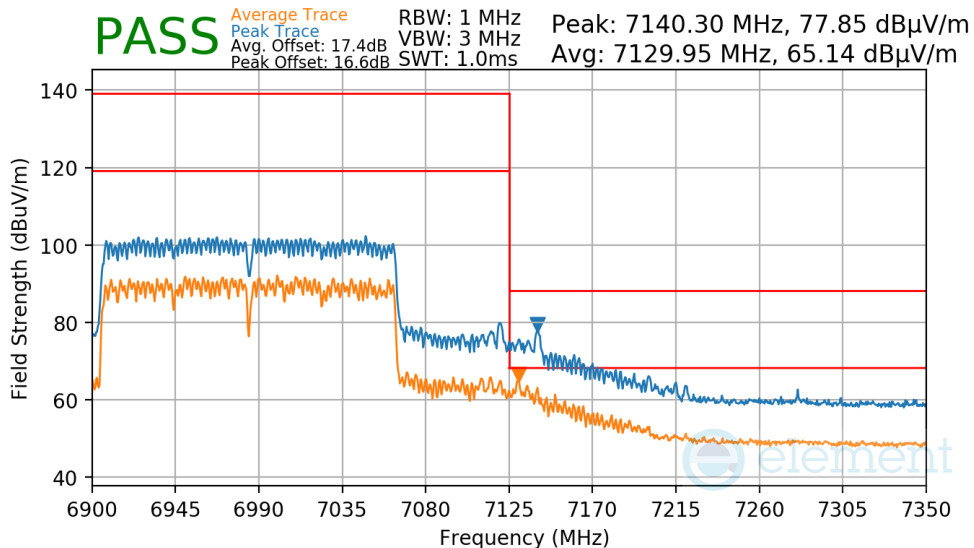
FCC ID: BCGA2837 IC: 579C-A2837		MEASUREMENT REPORT (CERTIFICATION)	Approved by: Technical Manager
Test Report S/N: 1C2311270068-24-R2.BCG	Test Dates: 11/28/2023 - 04/04/2024	EUT Type: Tablet Device	Page 497 of 510

Worst Case Mode: 802.11ax
 Worst Case Transfer Rate: MCS4
 Distance of Measurements: 3 Meters
 Operating Frequency: 6985MHz
 Channel: 207



Plot 7-1437. SDM Diversity Radiated Upper Band Edge (Peak & Average – UNII Band 8)

Worst Case Mode: 802.11ax
 Worst Case Transfer Rate: MCS11
 Distance of Measurements: 3 Meters
 Operating Frequency: 6985MHz
 Channel: 207



Plot 7-1438. SDM Diversity Radiated Upper Band Edge (Peak & Average – UNII Band 8)

FCC ID: BCGA2837 IC: 579C-A2837		MEASUREMENT REPORT (CERTIFICATION)	Approved by: Technical Manager
Test Report S/N: 1C2311270068-24-R2.BCG	Test Dates: 11/28/2023 - 04/04/2024	EUT Type: Tablet Device	Page 498 of 510

7.8 Radiated Spurious Emissions – Below 1GHz

§15.209; RSS-Gen [8.9]

Test Overview and Limit

All out of band radiated spurious emissions are measured with a spectrum analyzer connected to a receive antenna while the EUT is operating at its maximum duty cycle, at maximum power, and at the appropriate frequencies. All data rates and modes were investigated for radiated spurious emissions. Only the radiated emissions of the configuration that produced the worst case emissions are reported in this section.

All out of band emissions appearing in a restricted band as specified in Section 15.205 of the Title 47 CFR and Table 7 of RSS-Gen (8.10) must not exceed the limits shown in Table 7-225 per Section 15.209 and RSS-Gen (8.9).

Frequency	Field Strength [μ V/m]	Measured Distance [Meters]
0.009 – 0.490 MHz	2400/F (kHz)	300
0.490 – 1.705 MHz	24000/F (kHz)	30
1.705 – 30.00 MHz	30	30
30.00 – 88.00 MHz	100	3
88.00 – 216.0 MHz	150	3
216.0 – 960.0 MHz	200	3
Above 960.0 MHz	500	3

Table 7-225. Radiated Limits

Test Procedures Used

ANSI C63.10-2013

Test Settings

Quasi-Peak Field Strength Measurements

1. Analyzer center frequency was set to the frequency of the radiated spurious emission of interest
2. RBW = 120kHz (for emissions from 30MHz – 1GHz)
3. Detector = quasi-peak
4. Sweep time = auto couple
5. Trace mode = max hold
6. Trace was allowed to stabilize

Peak Field Strength Measurements

1. Analyzer center frequency was set to the frequency of the radiated spurious emission of interest
2. RBW = 120kHz (for emissions from 30MHz – 1GHz)
3. VBW = 300kHz
4. Detector = quasi-peak
5. Sweep time = auto couple
6. Trace mode = max hold
7. Trace was allowed to stabilize

FCC ID: BCGA2837 IC: 579C-A2837		MEASUREMENT REPORT (CERTIFICATION)	Approved by: Technical Manager
Test Report S/N: 1C2311270068-24-R2.BCG	Test Dates: 11/28/2023 - 04/04/2024	EUT Type: Tablet Device	Page 499 of 510

V 10.50.40 12/15/2021

Test Setup

The EUT and measurement equipment were set up as shown in the diagrams below.

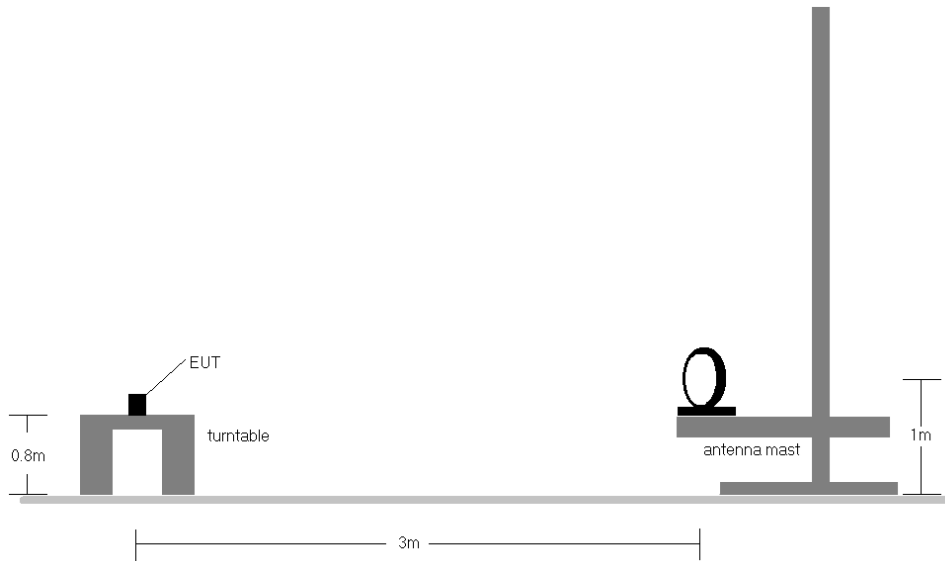


Figure 7-7. Radiated Test Setup < 30MHz

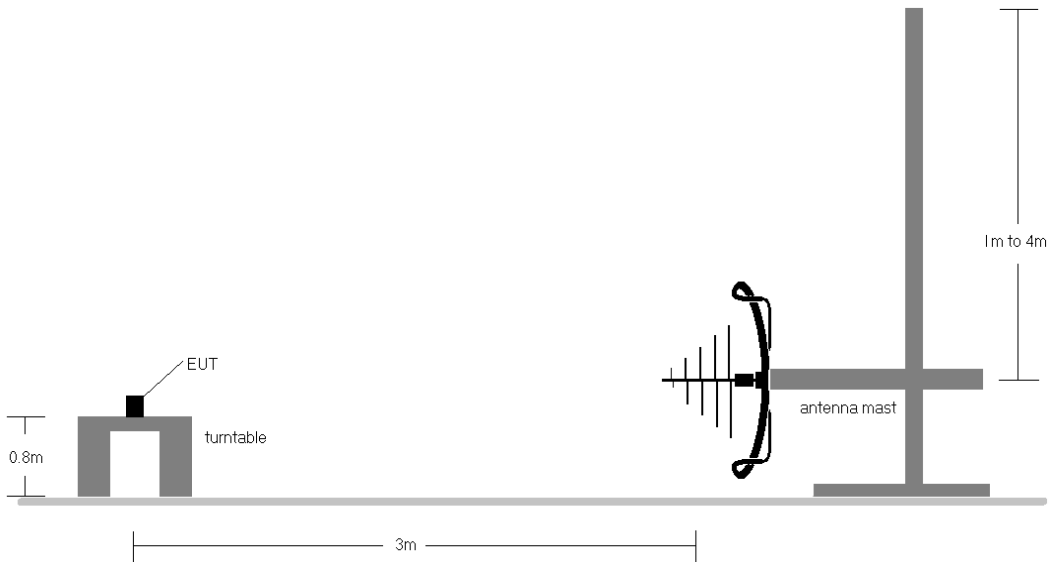


Figure 7-8. Radiated Test Setup < 1GHz

FCC ID: BCGA2837 IC: 579C-A2837	 MEASUREMENT REPORT (CERTIFICATION)	Approved by: Technical Manager
Test Report S/N: 1C2311270068-24-R2.BCG		Test Dates: 11/28/2023 - 04/04/2024

Test Notes

1. All emissions lying in restricted bands specified in §15.205 and RSS-Gen (8.10) are below the limit shown in Table 7-225.
2. The broadband receive antenna is manipulated through vertical and horizontal polarizations during the tests. The EUT is manipulated through three orthogonal planes. For below 30MHz the loop antenna was positioned in 3 orthogonal planes (X front, Y side, Z top) to determine the orientation resulting in the worst case emissions.
3. This unit was tested with its standard battery.
4. The spectrum is investigated using a peak detector and final measurements are recorded using CISPR quasi peak detector on emissions that were within 6dB of the limit.
5. Emissions were measured at a 3 meter test distance.
6. Emissions are investigated while operating on the center channel of the mode, band, and modulation that produced the worst case results during the transmitter spurious emissions testing.
7. No spurious emissions were detected within 20dB of the limit below 30MHz.
8. The results recorded using the broadband antenna is known to correlate with the results obtained by using a tuned dipole with an acceptable degree of accuracy. The VSWR for the measurement antenna was found to be less than 2:1.
9. Both configurations below were investigated, and the worst case has been reported.
 - a. EUT powered by AC/DC adaptor via USB-C cable with wire charger
 - b. EUT powered by host PC via USB-C cable with wire charger
10. All antenna configurations were investigated and only the worst case is reported.
11. The unit was tested with all possible modes and only the highest emission is reported.

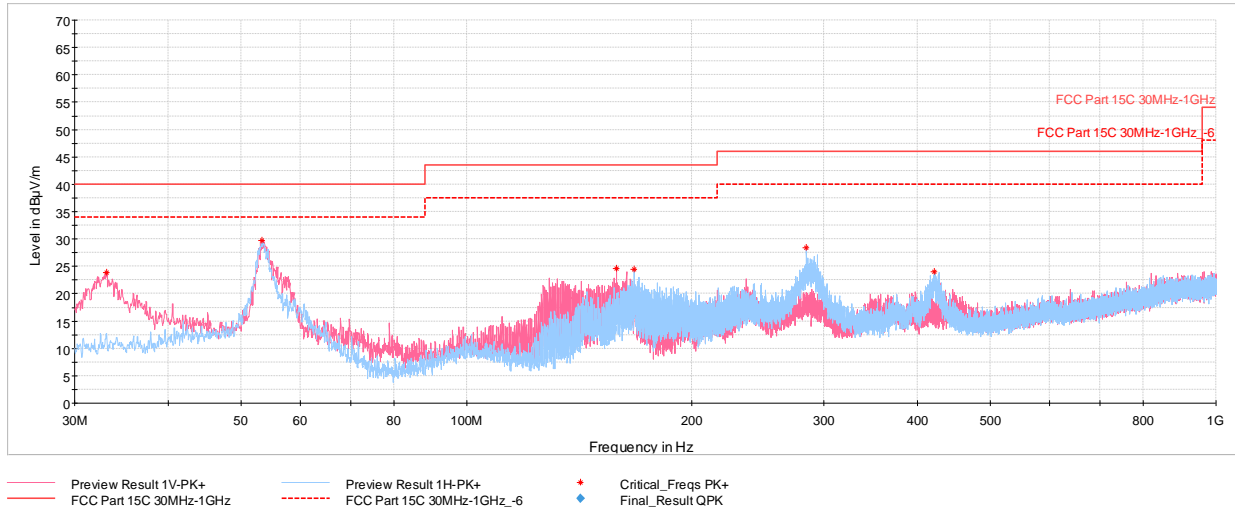
Sample Calculations

Determining Spurious Emissions Levels

- Field Strength Level $_{[dB_{\mu V/m}]}$ = Analyzer Level $_{[dBm]}$ + 107 + AFCL $_{[dB/m]}$
- AFCL $_{[dB/m]}$ = Antenna Factor $_{[dB/m]}$ + Cable Loss $_{[dB]}$ - Preamp Gain $_{[dB]}$
- Margin $_{[dB]}$ = Field Strength Level $_{[dB_{\mu V/m}]}$ – Limit $_{[dB_{\mu V/m}]}$

FCC ID: BCGA2837 IC: 579C-A2837	 MEASUREMENT REPORT (CERTIFICATION)	Approved by: Technical Manager
Test Report S/N: 1C2311270068-24-R2.BCG		Test Dates: 11/28/2023 - 04/04/2024

7.8.1 MIMO Primary Radiated Spurious Emissions Measurements (Below 1GHz) §15.209; RSS-Gen [8.9]



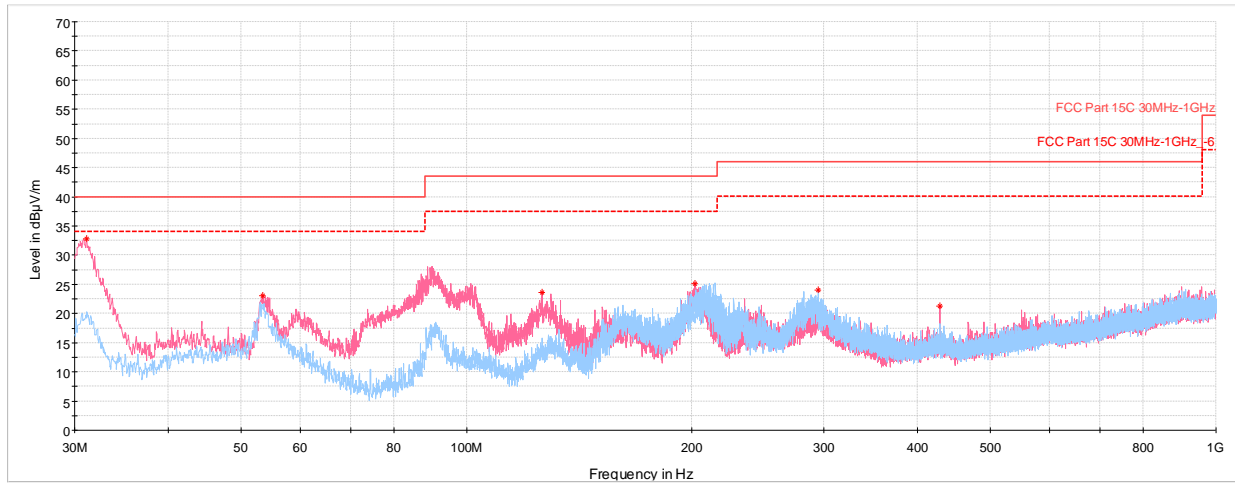
Plot 7-1439. Radiated Spurious Emissions below 1GHz SDM Primary, 802.11ax, Ch.1 with Laptop

Frequency [MHz]	Detector	Ant. Pol. [H/V]	Antenna Height [cm]	Turntable Azimuth [degree]	Analyzer Level [dBm]	AFCL [dB/m]	Field Strength [dBµV/m]	Limit [dBµV/m]	Margin [dB]
33.10	Max-Peak	V	100	44	-67.23	-15.92	23.85	40.00	-16.15
53.33	Max-Peak	V	100	131	-63.72	-13.48	29.80	40.00	-10.20
158.57	Max-Peak	V	100	154	-62.90	-19.54	24.56	43.52	-18.96
167.30	Max-Peak	H	200	168	-63.15	-19.33	24.52	43.52	-19.00
284.19	Max-Peak	H	100	84	-63.66	-14.92	28.42	46.02	-17.60
420.57	Max-Peak	H	100	286	-71.84	-11.18	23.98	46.02	-22.04

Table 7-226. Radiated Spurious Emissions Measurement below 1GHz SDM Primary, 802.11ax, Ch.1 with Laptop

FCC ID: BCGA2837 IC: 579C-A2837		MEASUREMENT REPORT (CERTIFICATION)	Approved by: Technical Manager
Test Report S/N: 1C2311270068-24-R2.BCG	Test Dates: 11/28/2023 - 04/04/2024	EUT Type: Tablet Device	Page 502 of 510

7.8.2 MIMO Diversity Radiated Spurious Emissions Measurements (Below 1GHz) §15.209; RSS-Gen [8.9]



— Preview Result 1V-PK+ — Preview Result 1H-PK+ * Critical_Freqs PK+
- - - FCC Part 15C 30MHz-1GHz - - - FCC Part 15C 30MHz-1GHz_-6 ◆ Final_Result QPK

Plot 7-1440. Radiated Spurious Emissions below 1GHz SDM Diversity, 802.11ax, Ch.1 with Laptop

Frequency [MHz]	Detector	Ant. Pol. [H/V]	Antenna Height [cm]	Turntable Azimuth [degree]	Analyzer Level [dBm]	AFCL [dB/m]	Field Strength [dBµV/m]	Limit [dBµV/m]	Margin [dB]
31.12	Max-Peak	V	100	324	-58.02	-16.11	32.87	40.00	-7.13
53.43	Max-Peak	V	100	151	-70.40	-13.51	23.09	40.00	-16.91
126.13	Max-Peak	V	100	159	-64.12	-19.31	23.57	43.52	-19.95
201.69	Max-Peak	V	100	109	-64.39	-17.45	25.16	43.52	-18.36
294.47	Max-Peak	H	100	192	-68.27	-14.67	24.06	46.02	-21.96
427.85	Max-Peak	V	100	191	-74.63	-11.08	21.29	46.02	-24.73

Table 7-227. Radiated Spurious Emissions Measurement below 1GHz SDM Diversity, 802.11ax, Ch.1 with Laptop

FCC ID: BCGA2837 IC: 579C-A2837		MEASUREMENT REPORT (CERTIFICATION)		Approved by: Technical Manager
Test Report S/N: 1C2311270068-24-R2.BCG	Test Dates: 11/28/2023 - 04/04/2024	EUT Type: Tablet Device		Page 503 of 510

7.9 AC Line-Conducted Emissions Measurement

§15.407; RSS-Gen [8.8]

Test Overview and Limit

All AC line conducted spurious emissions are measured with a receiver connected to a grounded LISN while the EUT is operating at its maximum duty cycle, at maximum power, and at the appropriate frequencies. All data rates and modes were investigated for AC Line conducted spurious emissions. Only the conducted emissions of the configuration that produced the worst case emissions are reported in this section.

All conducted emissions must not exceed the limits shown in the table below, per Section 15.207 and RSS-Gen (8.8).

Frequency of emission (MHz)	Conducted Limit (dB μ V)	
	Quasi-peak	Average
0.15 – 0.5	66 to 56*	56 to 46*
0.5 – 5	56	46
5 – 30	60	50

Table 7-228. Conducted Limits

*Decreases with the logarithm of the frequency.

Test Procedures Used

ANSI C63.10-2013, Section 6.2

Test Settings

Quasi-Peak Measurements

1. Analyzer center frequency was set to the frequency of the spurious emission of interest
2. RBW = 9kHz (for emissions from 150kHz – 30MHz)
3. Detector = quasi-peak
4. Sweep time = auto couple
5. Trace mode = max hold
6. Trace was allowed to stabilize

Average Measurements

1. Analyzer center frequency was set to the frequency of the spurious emission of interest
2. RBW = 9kHz (for emissions from 150kHz – 30MHz)
3. Detector = RMS
4. Sweep time = auto couple
5. Trace mode = max hold
6. Trace was allowed to stabilize

FCC ID: BCGA2837 IC: 579C-A2837		MEASUREMENT REPORT (CERTIFICATION)	Approved by: Technical Manager
Test Report S/N: 1C2311270068-24-R2.BCG	Test Dates: 11/28/2023 - 04/04/2024	EUT Type: Tablet Device	Page 504 of 510

V 10.50.40 12/15/2021

Test Setup

The EUT and measurement equipment were set up as shown in the diagram below.

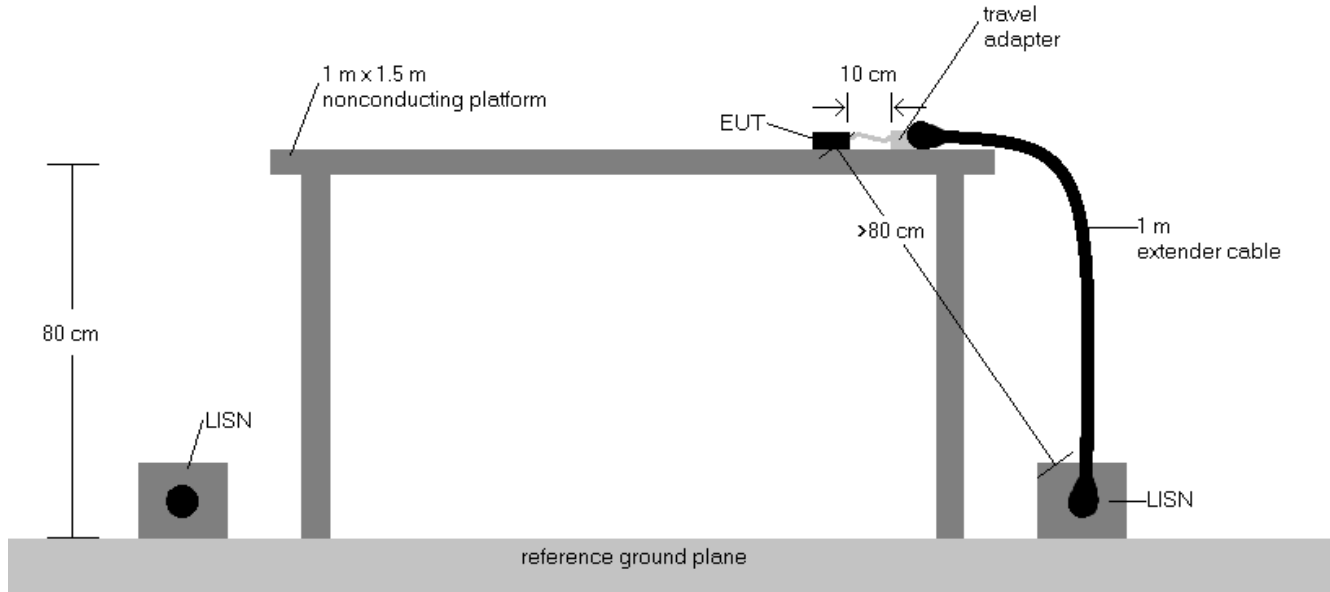


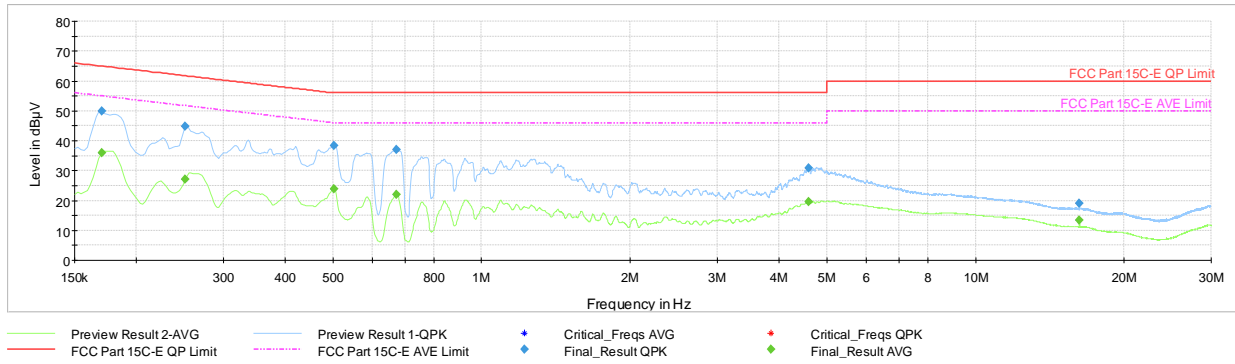
Figure 7-9. Test Instrument & Measurement Setup

Test Notes

1. All modes of operation were investigated, and the worst-case emissions are reported. The emissions found were not affected by the choice of channel used during testing.
2. Both configurations below were investigated, and the worst case has been reported.
 - a. EUT powered by AC/DC adaptor via USB-C cable with wire charger
 - b. EUT powered by host PC via USB-C cable with wire charger
3. The limit for an intentional radiator from 150kHz to 30MHz are specified in 15.207 and RSS-Gen (8.8).
4. $\text{Corr. (dB)} = \text{Cable loss (dB)} + \text{LISN insertion factor (dB)}$
5. $\text{QP/AV Level (dB}\mu\text{V)} = \text{QP/AV Analyzer/Receiver Level (dB}\mu\text{V)} + \text{Correction Factor (dB)}$
6. $\text{Margin (dB)} = \text{QP/AV Level (dB}\mu\text{V)} - \text{QP/AV Limit (dB}\mu\text{V)}$
7. Traces shown in plots are made using quasi-peak and average detectors.
8. Deviations to the Specifications: None.
9. The unit was tested with all possible modes and only the highest emission is reported.

FCC ID: BCGA2837 IC: 579C-A2837		MEASUREMENT REPORT (CERTIFICATION)	Approved by: Technical Manager
Test Report S/N: 1C2311270068-24-R2.BCG	Test Dates: 11/28/2023 - 04/04/2024	EUT Type: Tablet Device	Page 505 of 510

V 10.50.40 12/15/2021

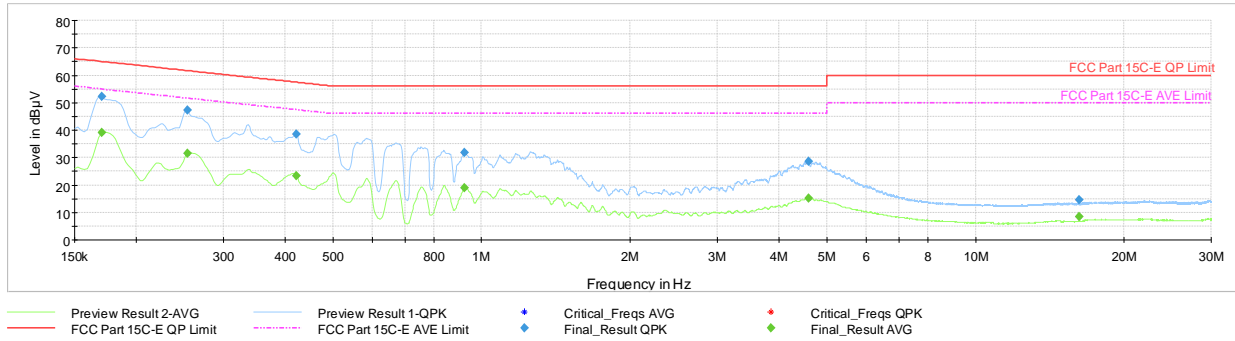


Plot 7-1441. AC Line Conducted Plot with 802.11ax SDM Primary – Ch.1 (L1), with Laptop

Frequency [MHz]	Process State	QuasiPeak [dBµV]	Average [dBµV]	Limit [dBµV]	Margin [dB]	Line	PE
0.170	FINAL	—	36.00	54.95	-18.94	L1	GND
0.170	FINAL	49.8	—	64.95	-15.12	L1	GND
0.251	FINAL	—	27.19	51.72	-24.53	L1	GND
0.251	FINAL	44.8	—	61.72	-16.95	L1	GND
0.503	FINAL	—	23.96	46.00	-22.04	L1	GND
0.503	FINAL	38.5	—	56.00	-17.54	L1	GND
0.672	FINAL	37.1	—	56.00	-18.90	L1	GND
0.672	FINAL	—	22.13	46.00	-23.87	L1	GND
4.598	FINAL	30.9	—	56.00	-25.06	L1	GND
4.598	FINAL	—	19.56	46.00	-26.44	L1	GND
16.235	FINAL	—	13.30	50.00	-36.70	L1	GND
16.235	FINAL	19.0	—	60.00	-40.97	L1	GND

Table 7-229. AC Line Conducted Data with 802.11ax SDM Primary – Ch. 1 (L1) with Laptop

FCC ID: BCGA2837 IC: 579C-A2837		MEASUREMENT REPORT (CERTIFICATION)	Approved by: Technical Manager
Test Report S/N: 1C2311270068-24-R2.BCG	Test Dates: 11/28/2023 - 04/04/2024	EUT Type: Tablet Device	Page 506 of 510

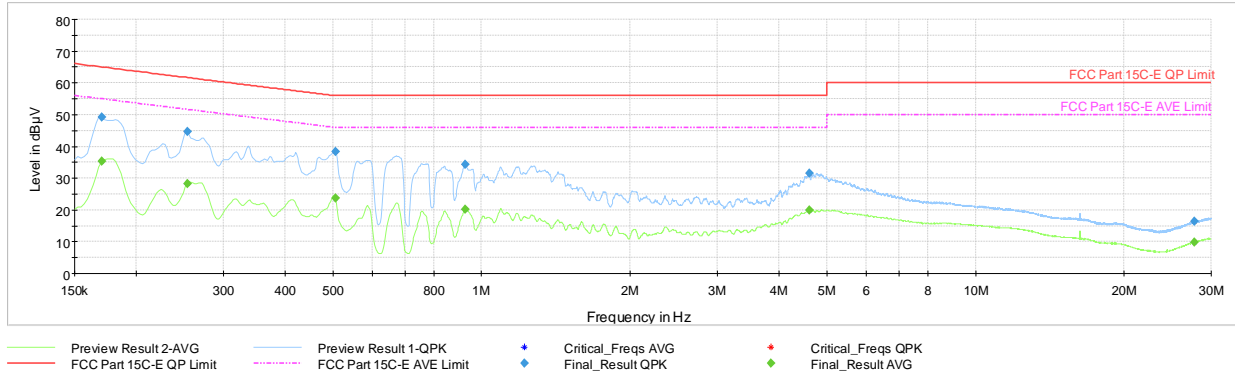


Plot 7-1442. AC Line Conducted Plot with 802.11ax SDM Primary – Ch. 1 (N), with Laptop

Frequency [MHz]	Process State	QuasiPeak [dBµV]	Average [dBµV]	Limit [dBµV]	Margin [dB]	Line	PE
0.170	FINAL	—	39.07	54.95	-15.88	N	GND
0.170	FINAL	52.2	—	64.95	-12.78	N	GND
0.254	FINAL	—	31.51	51.64	-20.13	N	GND
0.254	FINAL	47.3	—	61.64	-14.34	N	GND
0.422	FINAL	—	23.38	47.40	-24.03	N	GND
0.422	FINAL	38.5	—	57.40	-18.92	N	GND
0.922	FINAL	31.8	—	56.00	-24.16	N	GND
0.922	FINAL	—	18.95	46.00	-27.05	N	GND
4.596	FINAL	28.7	—	56.00	-27.27	N	GND
4.596	FINAL	—	15.13	46.00	-30.87	N	GND
16.238	FINAL	—	8.37	50.00	-41.63	N	GND
16.238	FINAL	14.5	—	60.00	-45.50	N	GND

Table 7-230. AC Line Conducted Data with 802.11ax SDM Primary – Ch. 1 (N), with Laptop

FCC ID: BCGA2837 IC: 579C-A2837		MEASUREMENT REPORT (CERTIFICATION)	Approved by: Technical Manager
Test Report S/N: 1C2311270068-24-R2.BCG	Test Dates: 11/28/2023 - 04/04/2024	EUT Type: Tablet Device	Page 507 of 510

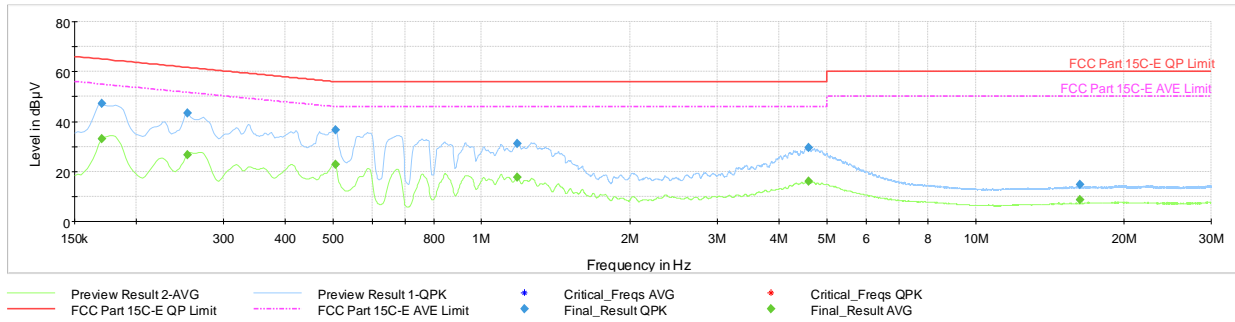


Plot 7-1443. AC Line Conducted Plot with 802.11ax SDM Diversity – Ch.1 (L1), with Laptop

Frequency [MHz]	Process State	QuasiPeak [dBµV]	Average [dBµV]	Limit [dBµV]	Margin [dB]	Line	PE
0.170	FINAL	—	35.38	54.95	-19.57	L1	GND
0.170	FINAL	49.3	—	64.95	15.65	L1	GND
0.254	FINAL	—	28.34	51.64	-23.31	L1	GND
0.254	FINAL	44.7	—	61.64	-16.97	L1	GND
0.506	FINAL	—	23.69	46.00	-22.31	L1	GND
0.506	FINAL	38.3	—	56.00	-17.72	L1	GND
0.926	FINAL	34.3	—	56.00	-21.69	L1	GND
0.926	FINAL	—	20.15	46.00	-25.85	L1	GND
4.603	FINAL	31.5	—	56.00	-24.46	L1	GND
4.603	FINAL	—	19.82	46.00	-26.18	L1	GND
27.769	FINAL	—	9.88	50.00	-40.12	L1	GND
27.769	FINAL	16.3	—	60.00	-43.69	L1	GND

Table 7-231. AC Line Conducted Data with 802.11ax SDM Diversity – Ch. 1 (L1) with Laptop

FCC ID: BCGA2837 IC: 579C-A2837		MEASUREMENT REPORT (CERTIFICATION)	Approved by: Technical Manager
Test Report S/N: 1C2311270068-24-R2.BCG	Test Dates: 11/28/2023 - 04/04/2024	EUT Type: Tablet Device	Page 508 of 510



Plot 7-1444. AC Line Conducted Plot with 802.11ax SDM Diversity – Ch. 1 (N), with Laptop

Frequency [MHz]	Process State	QuasiPeak [dBµV]	Average [dBµV]	Limit [dBµV]	Margin [dB]	Line	PE
0.170	FINAL	—	33.00	54.95	-21.95	N	GND
0.170	FINAL	47.2	—	64.95	-17.72	N	GND
0.254	FINAL	—	26.69	51.64	-24.96	N	GND
0.254	FINAL	43.3	—	61.64	-18.30	N	GND
0.506	FINAL	—	22.92	46.00	-23.08	N	GND
0.506	FINAL	36.5	—	56.00	-19.50	N	GND
1.181	FINAL	31.1	—	56.00	-24.91	N	GND
1.181	FINAL	—	17.76	46.00	-28.24	N	GND
4.601	FINAL	29.5	—	56.00	-26.54	N	GND
4.601	FINAL	—	16.05	46.00	-29.95	N	GND
16.269	FINAL	—	8.65	50.00	-41.35	N	GND
16.269	FINAL	14.8	—	60.00	-45.23	N	GND

Table 7-232. AC Line Conducted Data with 802.11ax SDM Diversity – Ch. 1 (N), with Laptop

FCC ID: BCGA2837 IC: 579C-A2837		MEASUREMENT REPORT (CERTIFICATION)	Approved by: Technical Manager
Test Report S/N: 1C2311270068-24-R2.BCG	Test Dates: 11/28/2023 - 04/04/2024	EUT Type: Tablet Device	Page 509 of 510

8.0 CONCLUSION

The data collected relate only the item(s) tested and show that the **Apple Tablet Device FCC ID: BCGA2837** and **IC: 579C-A2837** is in compliance with Part 15 Subpart E (15.407) of the FCC Rules and RSS-248 of the Innovation, Science and Economic Development Canada Rules.

FCC ID: BCGA2837 IC: 579C-A2837	 MEASUREMENT REPORT (CERTIFICATION)	Approved by: Technical Manager
Test Report S/N: 1C2311270068-24-R2.BCG	Test Dates: 11/28/2023 - 04/04/2024	EUT Type: Tablet Device