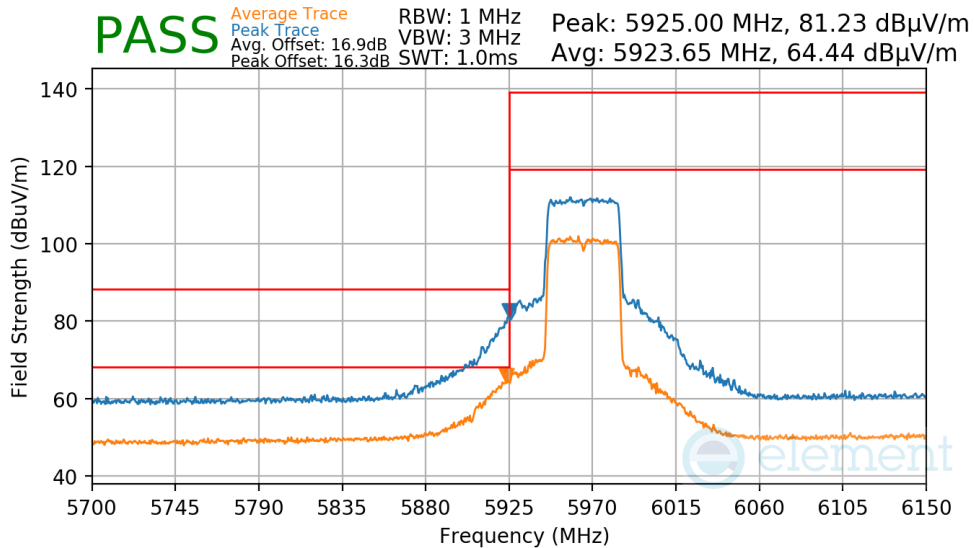
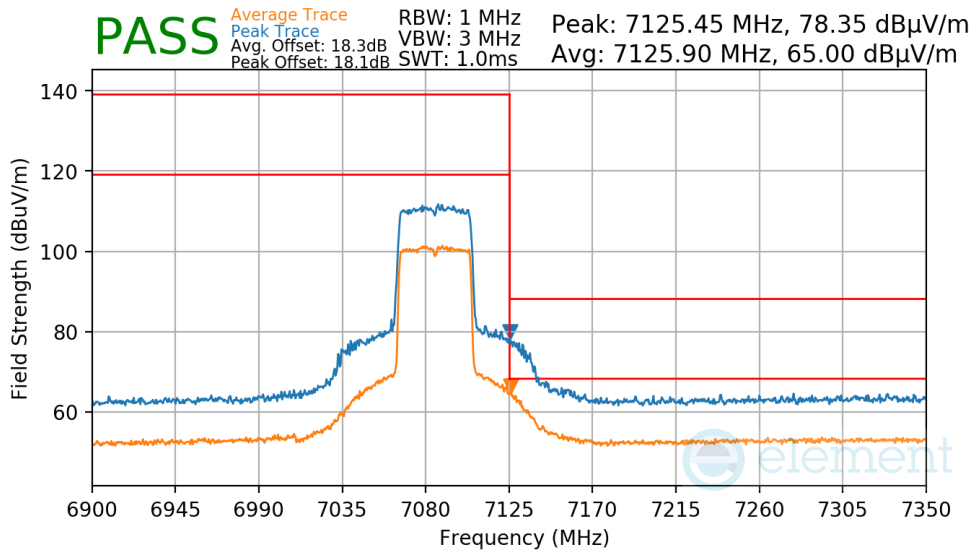


Worst Case Mode: 802.11ax
 Worst Case Transfer Rate: MCS11
 Distance of Measurements: 3 Meters
 Operating Frequency: 5965MHz
 Channel: 3



Plot 7-1279. Antenna WF5B Radiated Lower Band Edge (Peak & Average – UNII Band 5)

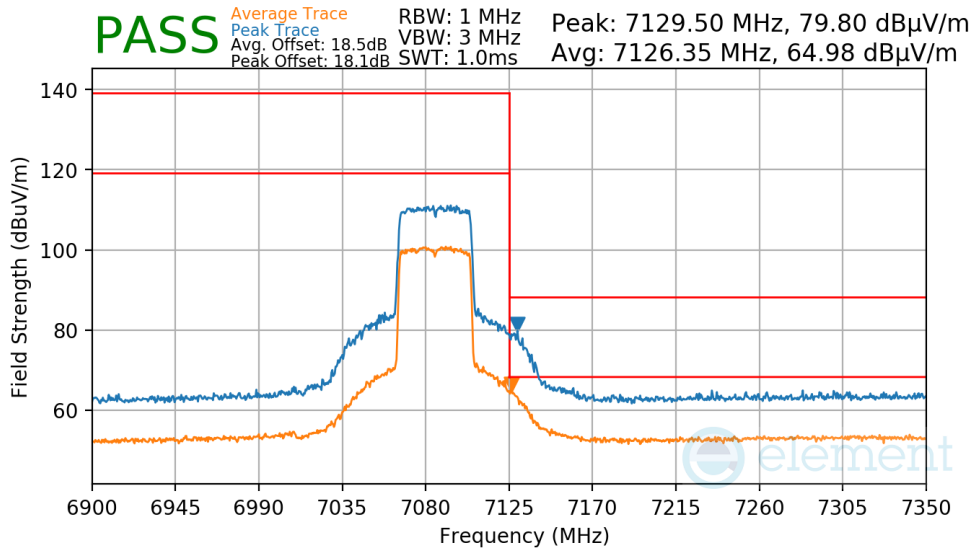
Worst Case Mode: 802.11ax
 Worst Case Transfer Rate: MCS0
 Distance of Measurements: 3 Meters
 Operating Frequency: 7085MHz
 Channel: 227



Plot 7-1280. Antenna WF5B Radiated Upper Band Edge (Peak & Average – UNII Band 8)

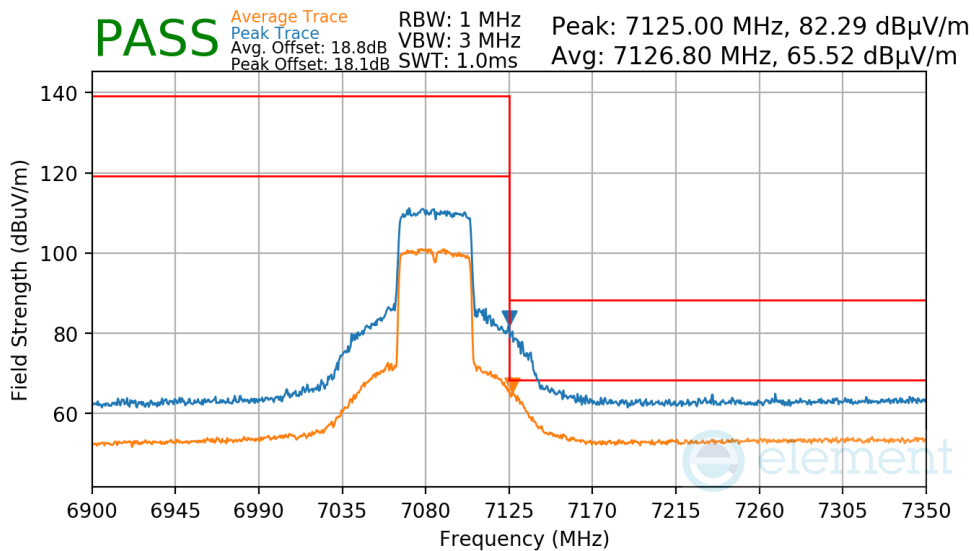
FCC ID: BCGA2837 IC: 579C-A2837		MEASUREMENT REPORT (CERTIFICATION)	Approved by: Technical Manager
Test Report S/N: 1C2311270068-24-R2.BCG	Test Dates: 11/28/2023 - 04/04/2024	EUT Type: Tablet Device	Page 425 of 510

Worst Case Mode: 802.11ax
 Worst Case Transfer Rate: MCS4
 Distance of Measurements: 3 Meters
 Operating Frequency: 7085MHz
 Channel: 227



Plot 7-1281. Antenna WF5B Radiated Upper Band Edge (Peak & Average – UNII Band 8)

Worst Case Mode: 802.11ax
 Worst Case Transfer Rate: MCS11
 Distance of Measurements: 3 Meters
 Operating Frequency: 7085MHz
 Channel: 227

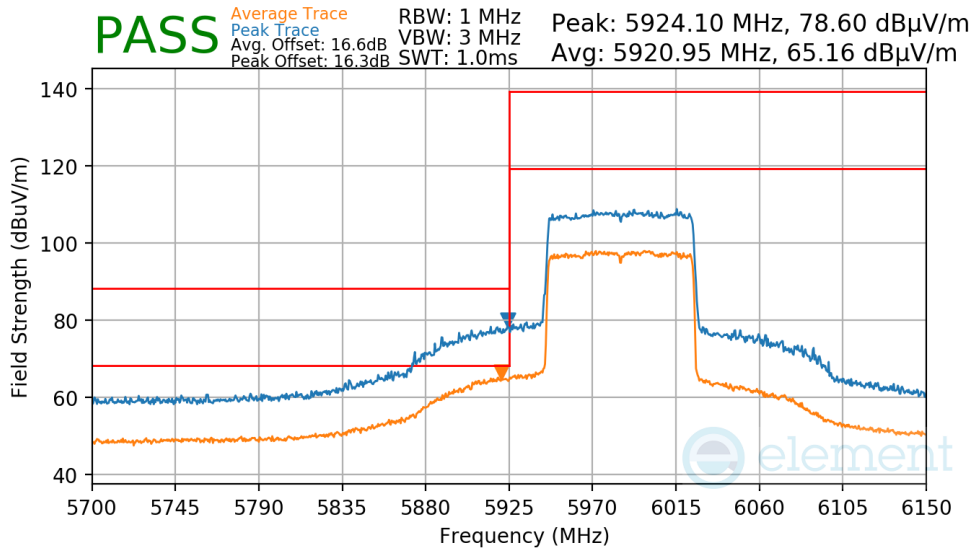


Plot 7-1282. Antenna WF5B Radiated Upper Band Edge (Peak & Average – UNII Band 8)

FCC ID: BCGA2837 IC: 579C-A2837		MEASUREMENT REPORT (CERTIFICATION)	Approved by: Technical Manager
Test Report S/N: 1C2311270068-24-R2.BCG	Test Dates: 11/28/2023 - 04/04/2024	EUT Type: Tablet Device	Page 426 of 510

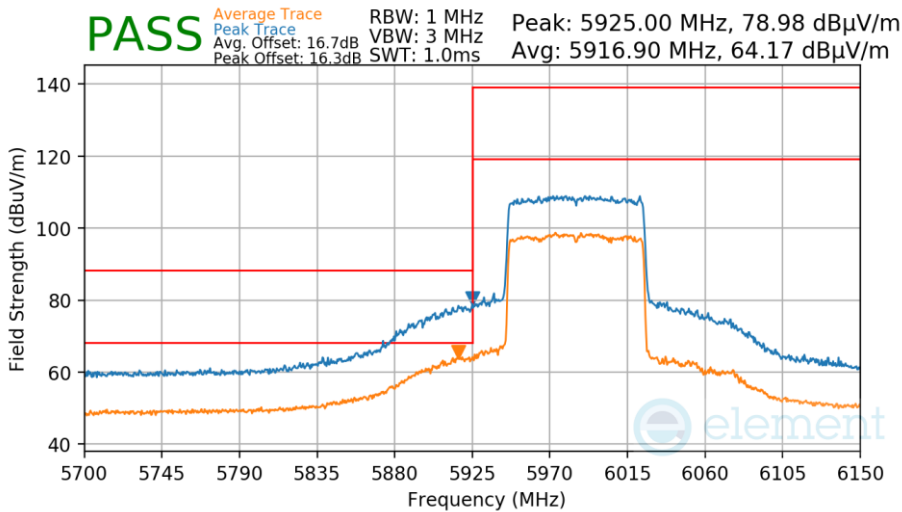
7.7.8 Antenna WF5B Radiated Band Edge Measurements (80MHz BW) §15.407(b.1)(b.2) §15.205 §15.209; RSS-Gen [8.9]

Worst Case Mode: 802.11ax
 Worst Case Transfer Rate: MCS0
 Distance of Measurements: 3 Meters
 Operating Frequency: 5985MHz
 Channel: 7



Plot 7-1283. Antenna WF5B Radiated Lower Band Edge (Peak & Average – UNII Band 5)

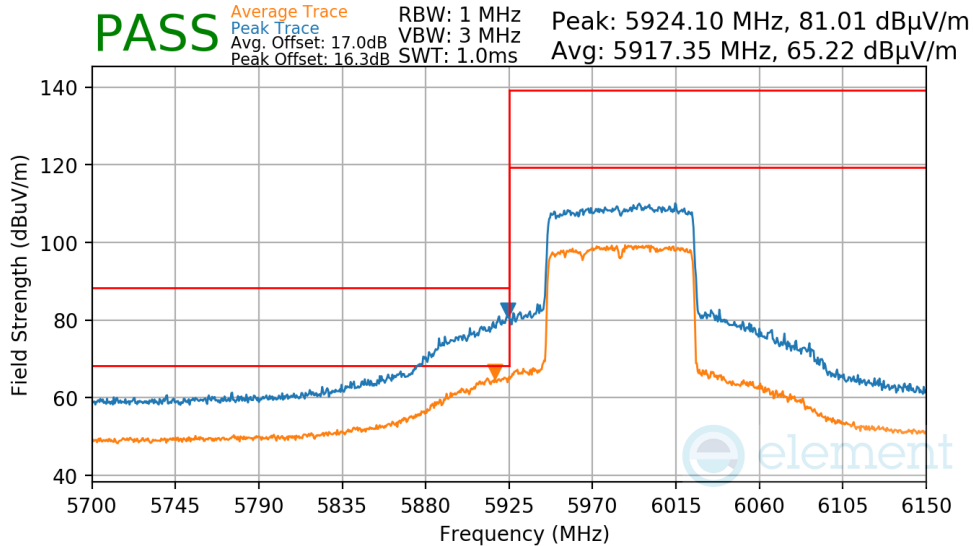
Worst Case Mode: 802.11ax
 Worst Case Transfer Rate: MCS4
 Distance of Measurements: 3 Meters
 Operating Frequency: 5985MHz
 Channel: 7



Plot 7-1284. Antenna WF5B Radiated Lower Band Edge (Peak & Average – UNII Band 5)

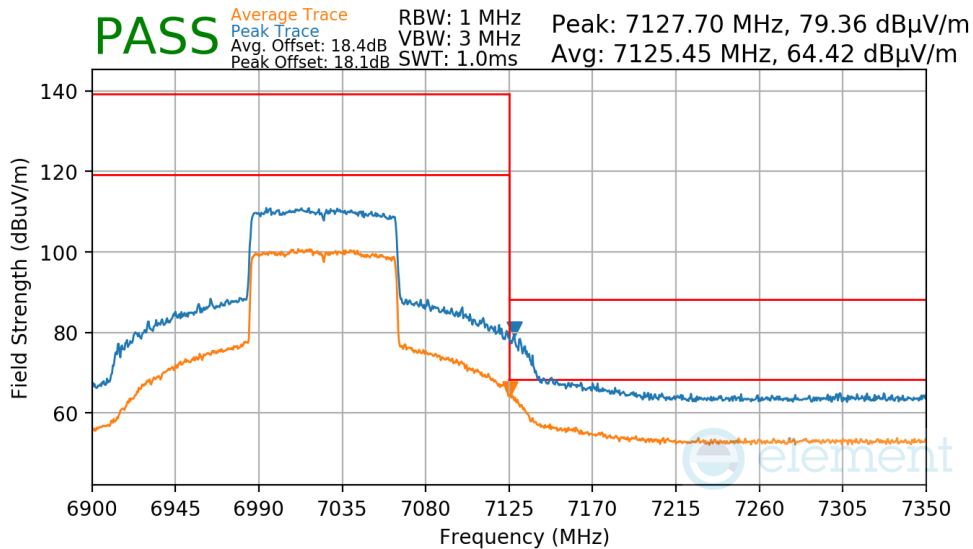
FCC ID: BCGA2837 IC: 579C-A2837		MEASUREMENT REPORT (CERTIFICATION)	Approved by: Technical Manager
Test Report S/N: 1C2311270068-24-R2.BCG	Test Dates: 11/28/2023 - 04/04/2024	EUT Type: Tablet Device	Page 427 of 510

Worst Case Mode: 802.11ax
 Worst Case Transfer Rate: MCS11
 Distance of Measurements: 3 Meters
 Operating Frequency: 5985MHz
 Channel: 7



Plot 7-1285. Antenna WF5B Radiated Lower Band Edge (Peak & Average – UNII Band 5)

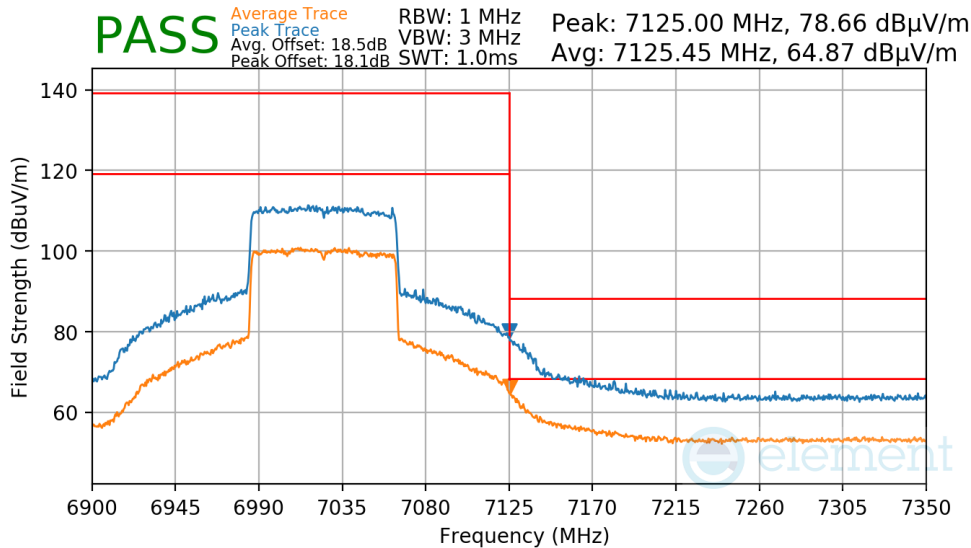
Worst Case Mode: 802.11ax
 Worst Case Transfer Rate: MCS0
 Distance of Measurements: 3 Meters
 Operating Frequency: 7025MHz
 Channel: 215



Plot 7-1286. Antenna WF5B Radiated Upper Band Edge (Peak & Average – UNII Band 8)

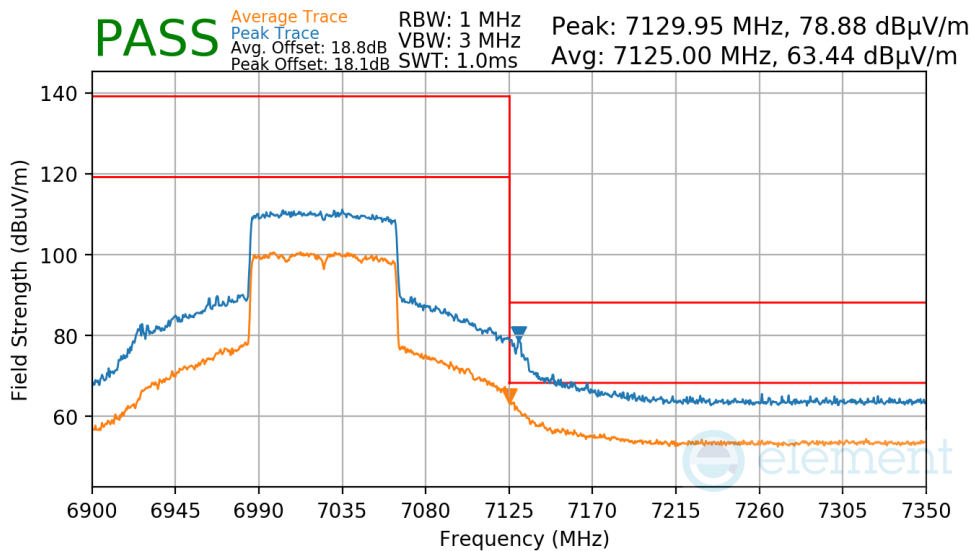
FCC ID: BCGA2837 IC: 579C-A2837		MEASUREMENT REPORT (CERTIFICATION)	Approved by: Technical Manager
Test Report S/N: 1C2311270068-24-R2.BCG	Test Dates: 11/28/2023 - 04/04/2024	EUT Type: Tablet Device	Page 428 of 510

Worst Case Mode: 802.11ax
 Worst Case Transfer Rate: MCS4
 Distance of Measurements: 3 Meters
 Operating Frequency: 7025MHz
 Channel: 215



Plot 7-1287. Antenna WF5B Radiated Upper Band Edge (Peak & Average – UNII Band 8)

Worst Case Mode: 802.11ax
 Worst Case Transfer Rate: MCS11
 Distance of Measurements: 3 Meters
 Operating Frequency: 7025MHz
 Channel: 215

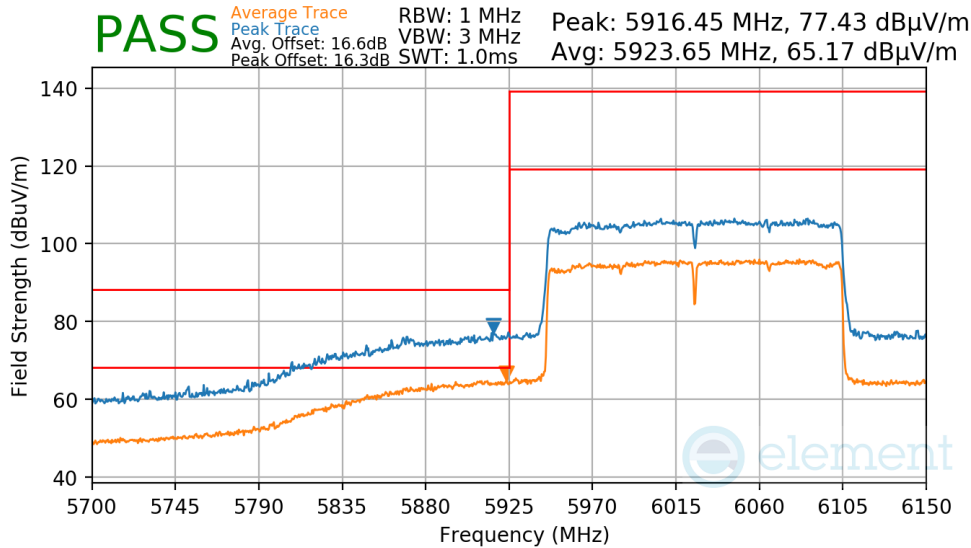


Plot 7-1288. Antenna WF5B Radiated Upper Band Edge (Peak & Average – UNII Band 8)

FCC ID: BCGA2837 IC: 579C-A2837		MEASUREMENT REPORT (CERTIFICATION)	Approved by: Technical Manager
Test Report S/N: 1C2311270068-24-R2.BCG	Test Dates: 11/28/2023 - 04/04/2024	EUT Type: Tablet Device	Page 429 of 510

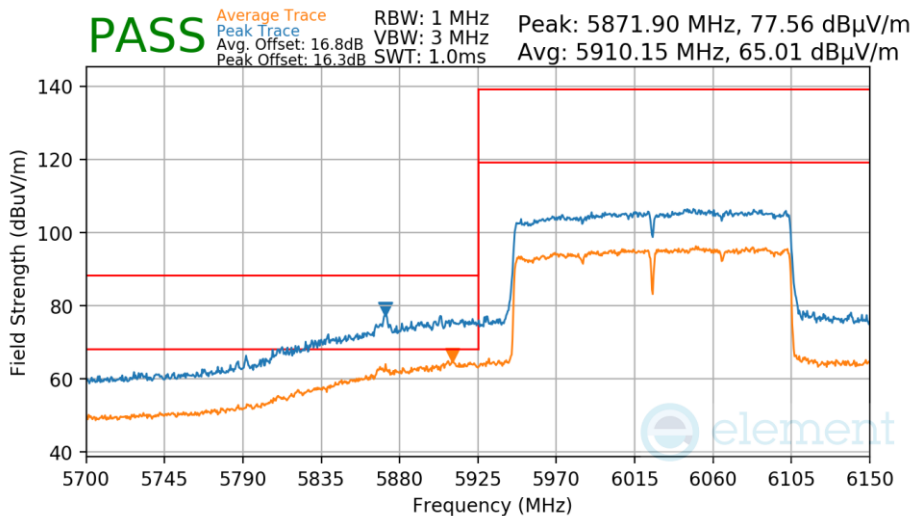
7.7.9 Antenna WF5B Radiated Band Edge Measurements (160MHz BW) §15.407(b.1)(b.2) §15.205 §15.209; RSS-Gen [8.9]

Worst Case Mode: 802.11ax
 Worst Case Transfer Rate: MCS0
 Distance of Measurements: 3 Meters
 Operating Frequency: 6025MHz
 Channel: 15



Plot 7-1289. Antenna WF5B Radiated Lower Band Edge (Peak & Average – UNII Band 5)

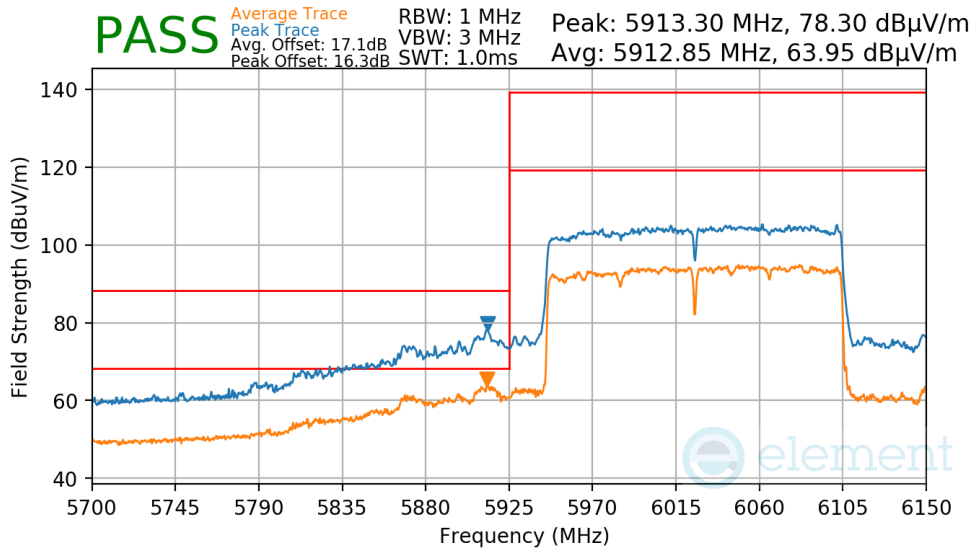
Worst Case Mode: 802.11ax
 Worst Case Transfer Rate: MCS4
 Distance of Measurements: 3 Meters
 Operating Frequency: 6025MHz
 Channel: 15



Plot 7-1290. Antenna WF5B Radiated Lower Band Edge (Peak & Average – UNII Band 5)

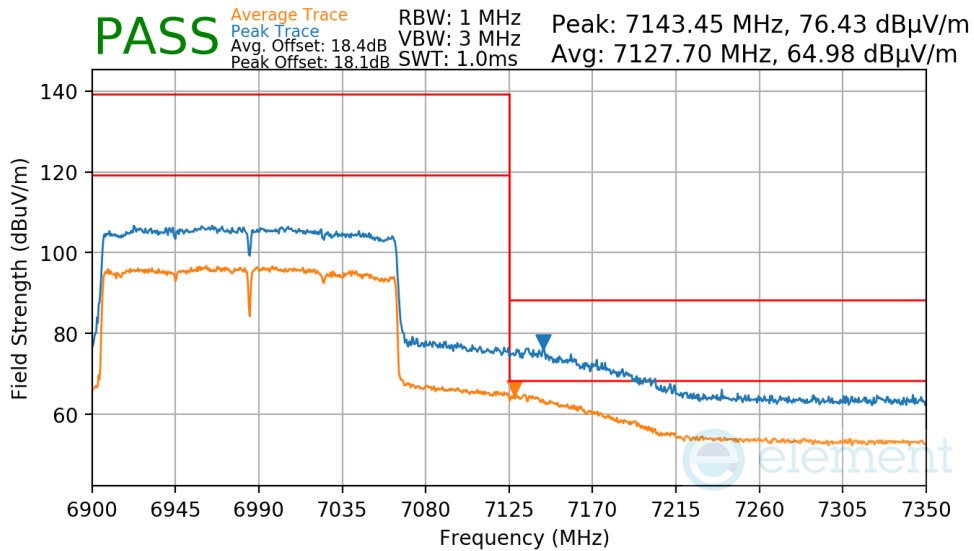
FCC ID: BCGA2837 IC: 579C-A2837		MEASUREMENT REPORT (CERTIFICATION)	Approved by: Technical Manager
Test Report S/N: 1C2311270068-24-R2.BCG	Test Dates: 11/28/2023 - 04/04/2024	EUT Type: Tablet Device	Page 430 of 510

Worst Case Mode: 802.11ax
 Worst Case Transfer Rate: MCS11
 Distance of Measurements: 3 Meters
 Operating Frequency: 6025MHz
 Channel: 15



Plot 7-1291. Antenna WF5B Radiated Lower Band Edge (Peak & Average – UNII Band 5)

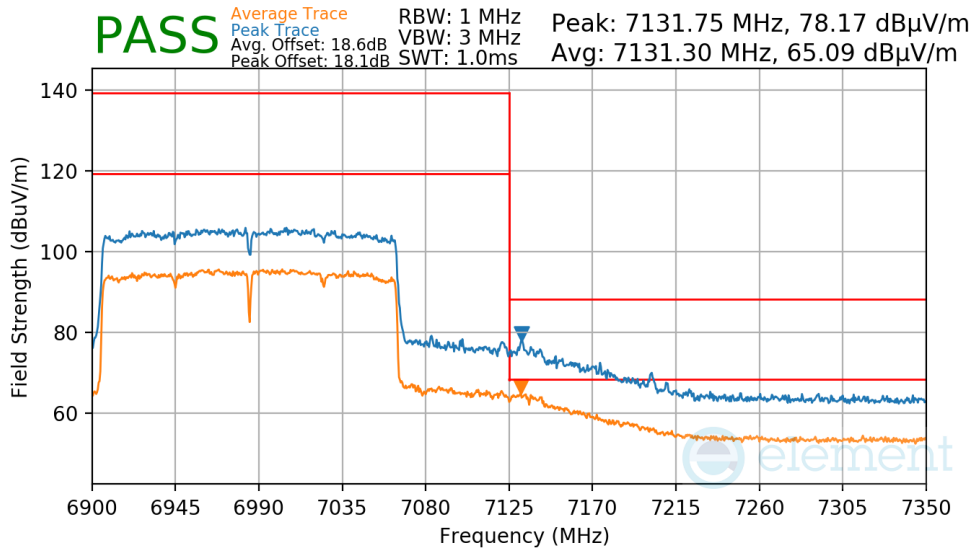
Worst Case Mode: 802.11ax
 Worst Case Transfer Rate: MCS0
 Distance of Measurements: 3 Meters
 Operating Frequency: 6985MHz
 Channel: 207



Plot 7-1292. Antenna WF5B Radiated Upper Band Edge (Peak & Average – UNII Band 8)

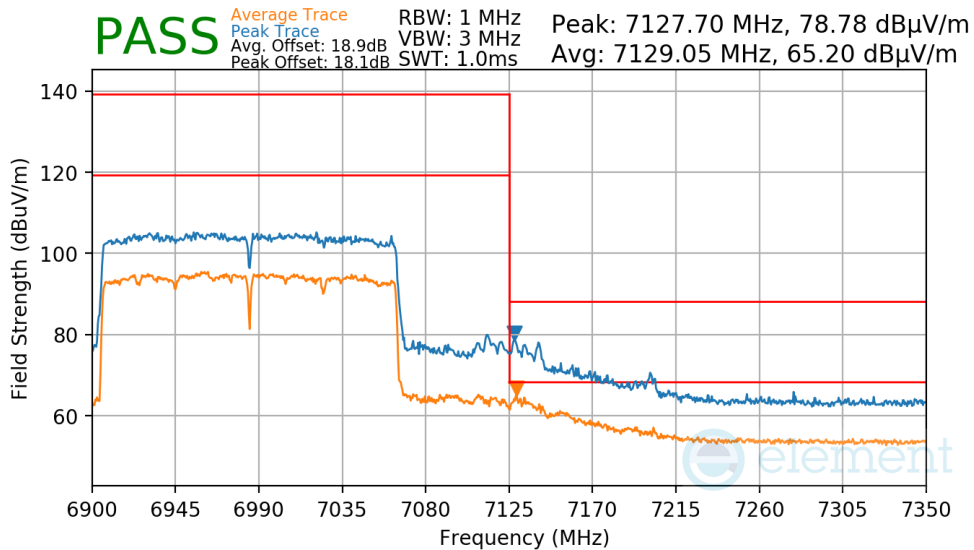
FCC ID: BCGA2837 IC: 579C-A2837		MEASUREMENT REPORT (CERTIFICATION)	Approved by: Technical Manager
Test Report S/N: 1C2311270068-24-R2.BCG	Test Dates: 11/28/2023 - 04/04/2024	EUT Type: Tablet Device	Page 431 of 510

Worst Case Mode: 802.11ax
 Worst Case Transfer Rate: MCS4
 Distance of Measurements: 3 Meters
 Operating Frequency: 6985MHz
 Channel: 207



Plot 7-1293. Antenna WF5B Radiated Upper Band Edge (Peak & Average – UNII Band 8)

Worst Case Mode: 802.11ax
 Worst Case Transfer Rate: MCS11
 Distance of Measurements: 3 Meters
 Operating Frequency: 6985MHz
 Channel: 207

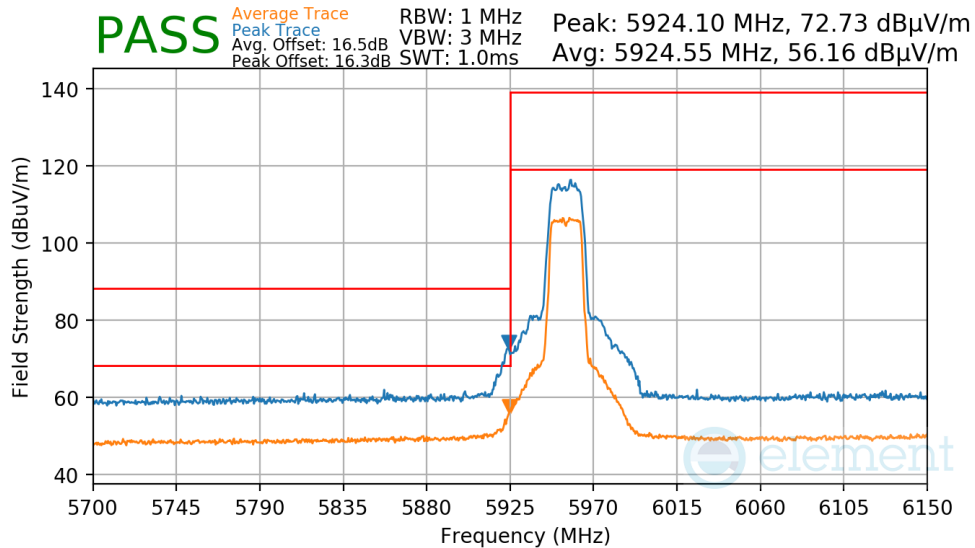


Plot 7-1294. Antenna WF5B Radiated Upper Band Edge (Peak & Average – UNII Band 8)

FCC ID: BCGA2837 IC: 579C-A2837		MEASUREMENT REPORT (CERTIFICATION)	Approved by: Technical Manager
Test Report S/N: 1C2311270068-24-R2.BCG	Test Dates: 11/28/2023 - 04/04/2024	EUT Type: Tablet Device	Page 432 of 510

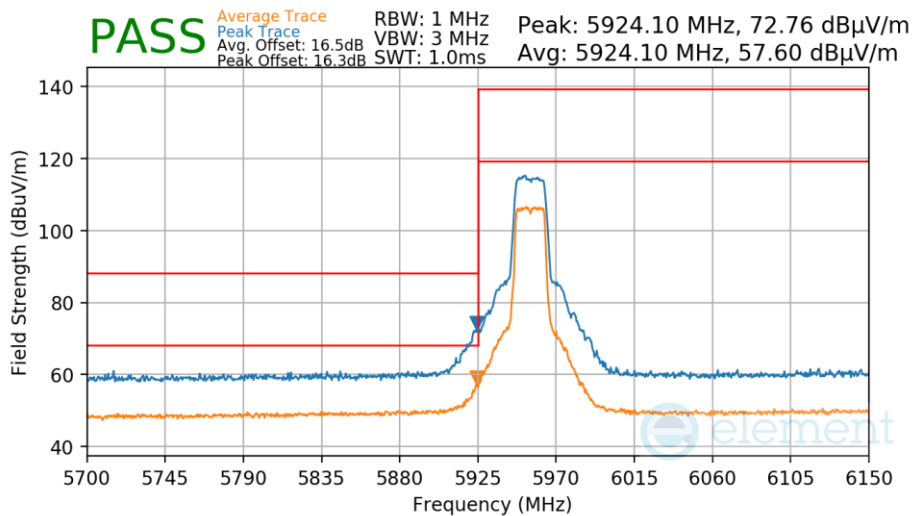
7.7.10 Antenna 4a Radiated Band Edge Measurements (20MHz BW) §15.407(b.1)(b.2) §15.205 §15.209; RSS-Gen [8.9]; RSS-Gen [8.9]

Worst Case Mode: 802.11a
 Worst Case Transfer Rate: 12Mbps
 Distance of Measurements: 3 Meters
 Operating Frequency: 5955MHz
 Channel: 1



Plot 7-1295. Antenna 4a Radiated Lower Band Edge (Peak/Average – UNII Band 5)

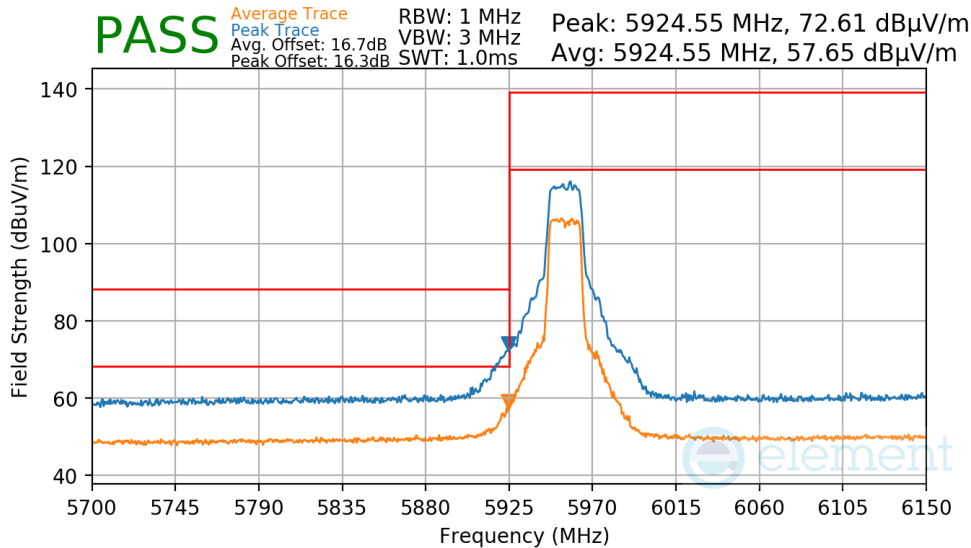
Worst Case Mode: 802.11a
 Worst Case Transfer Rate: 24Mbps
 Distance of Measurements: 3 Meters
 Operating Frequency: 5955MHz
 Channel: 1



Plot 7-1296. Antenna 4a Radiated Lower Band Edge (Peak/Average – UNII Band 5)

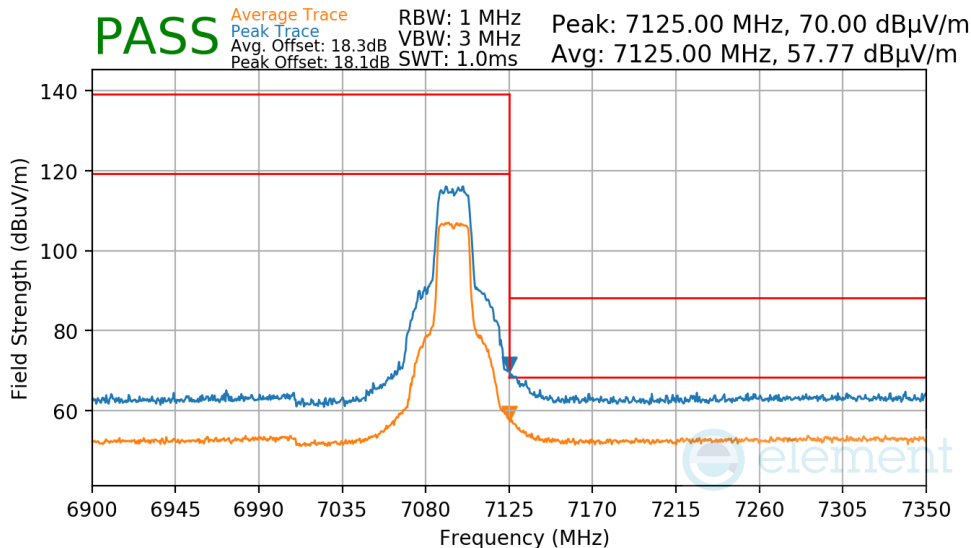
FCC ID: BCGA2837 IC: 579C-A2837		MEASUREMENT REPORT (CERTIFICATION)	Approved by: Technical Manager
Test Report S/N: 1C2311270068-24-R2.BCG	Test Dates: 11/28/2023 - 04/04/2024	EUT Type: Tablet Device	Page 433 of 510

Worst Case Mode: 802.11a
 Worst Case Transfer Rate: 54Mbps
 Distance of Measurements: 3 Meters
 Operating Frequency: 5955MHz
 Channel: 1



Plot 7-1297. Antenna 4a Radiated Lower Band Edge (Peak/Average – UNII Band 5)

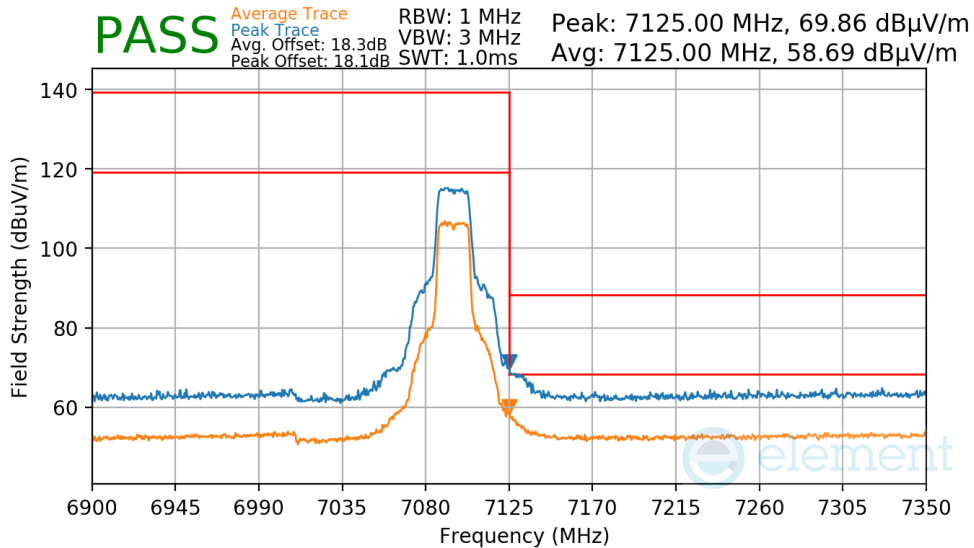
Worst Case Mode: 802.11a
 Worst Case Transfer Rate: 12Mbps
 Distance of Measurements: 3 Meters
 Operating Frequency: 7095MHz
 Channel: 229



Plot 7-1298. Antenna 4a Radiated Upper Band Edge (Peak/Average – UNII Band 8)

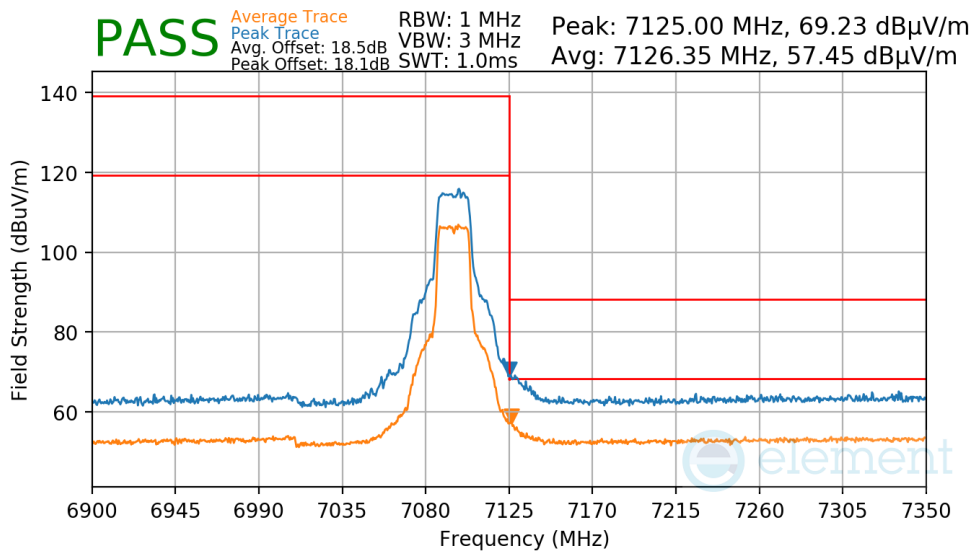
FCC ID: BCGA2837 IC: 579C-A2837		MEASUREMENT REPORT (CERTIFICATION)	Approved by: Technical Manager
Test Report S/N: 1C2311270068-24-R2.BCG	Test Dates: 11/28/2023 - 04/04/2024	EUT Type: Tablet Device	Page 434 of 510

Worst Case Mode: 802.11a
 Worst Case Transfer Rate: 24Mbps
 Distance of Measurements: 3 Meters
 Operating Frequency: 7095MHz
 Channel: 229



Plot 7-1299. Antenna 4a Radiated Upper Band Edge (Peak/Average – UNII Band 8)

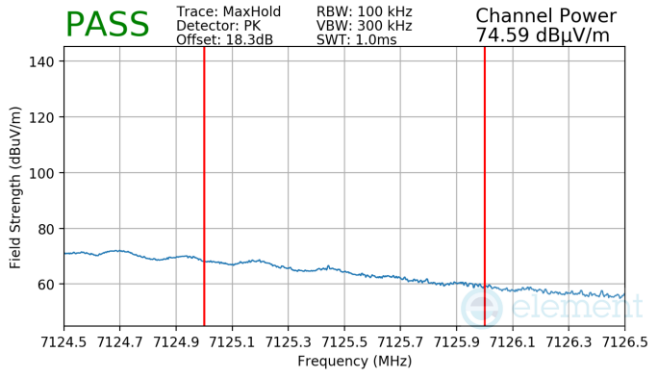
Worst Case Mode: 802.11a
 Worst Case Transfer Rate: 54Mbps
 Distance of Measurements: 3 Meters
 Operating Frequency: 7095MHz
 Channel: 229



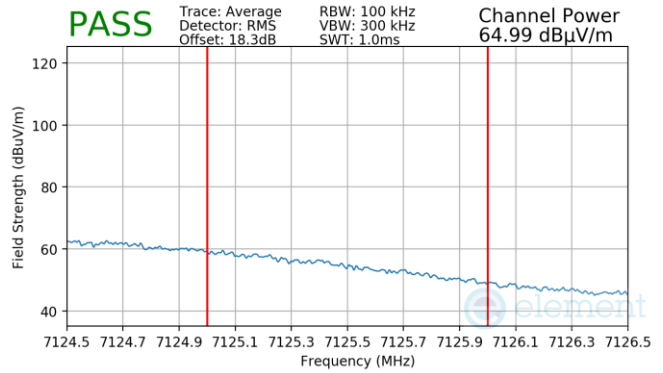
Plot 7-1300. Antenna 4a Radiated Upper Band Edge (Peak/Average – UNII Band 8)

FCC ID: BCGA2837 IC: 579C-A2837		MEASUREMENT REPORT (CERTIFICATION)	Approved by: Technical Manager
Test Report S/N: 1C2311270068-24-R2.BCG	Test Dates: 11/28/2023 - 04/04/2024	EUT Type: Tablet Device	Page 435 of 510

Worst Case Mode: 802.11a
 Worst Case Transfer Rate: 12Mbps
 Distance of Measurements: 3 Meters
 Operating Frequency: 7115MHz
 Channel: 233

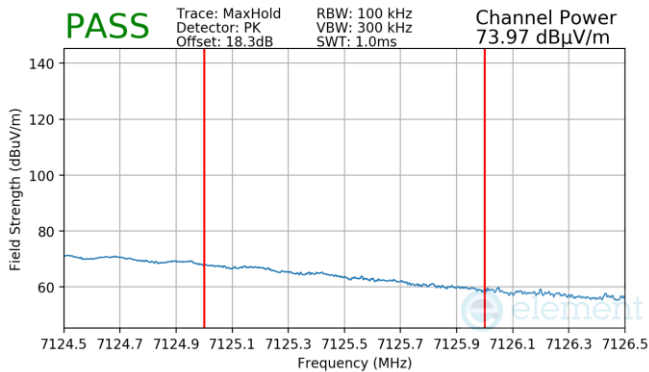


Plot 7-1301. Antenna 4a Radiated Upper Band Edge (Peak – UNII Band 8)

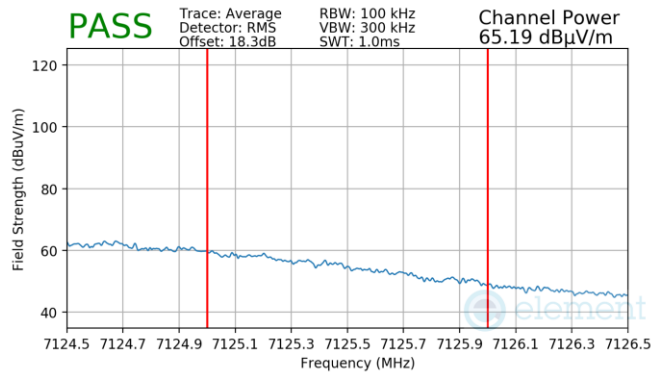


Plot 7-1302. Antenna 4a Radiated Upper Band Edge (Average – UNII Band 8)

Worst Case Mode: 802.11a
 Worst Case Transfer Rate: 24Mbps
 Distance of Measurements: 3 Meters
 Operating Frequency: 7115MHz
 Channel: 233



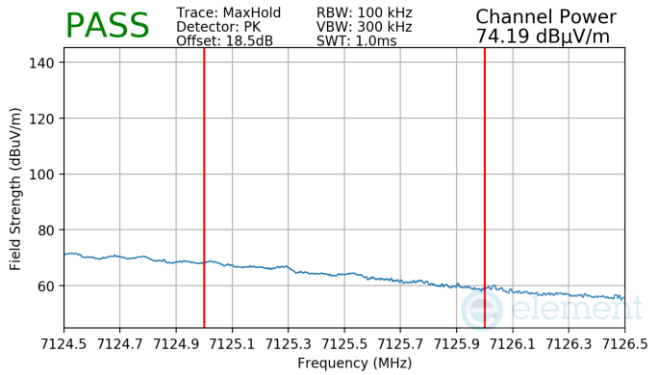
Plot 7-1303. Antenna 4a Radiated Upper Band Edge (Peak – UNII Band 8)



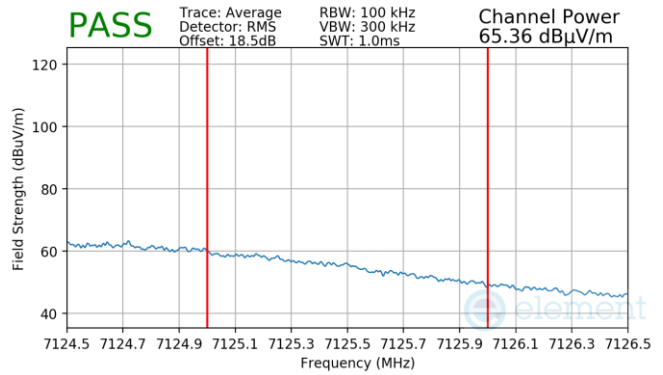
Plot 7-1304. Antenna 4a Radiated Upper Band Edge (Average – UNII Band 8)

FCC ID: BCGA2837 IC: 579C-A2837		MEASUREMENT REPORT (CERTIFICATION)	Approved by: Technical Manager
Test Report S/N: 1C2311270068-24-R2.BCG	Test Dates: 11/28/2023 - 04/04/2024	EUT Type: Tablet Device	Page 436 of 510

Worst Case Mode: 802.11a
 Worst Case Transfer Rate: 54Mbps
 Distance of Measurements: 3 Meters
 Operating Frequency: 7115MHz
 Channel: 233



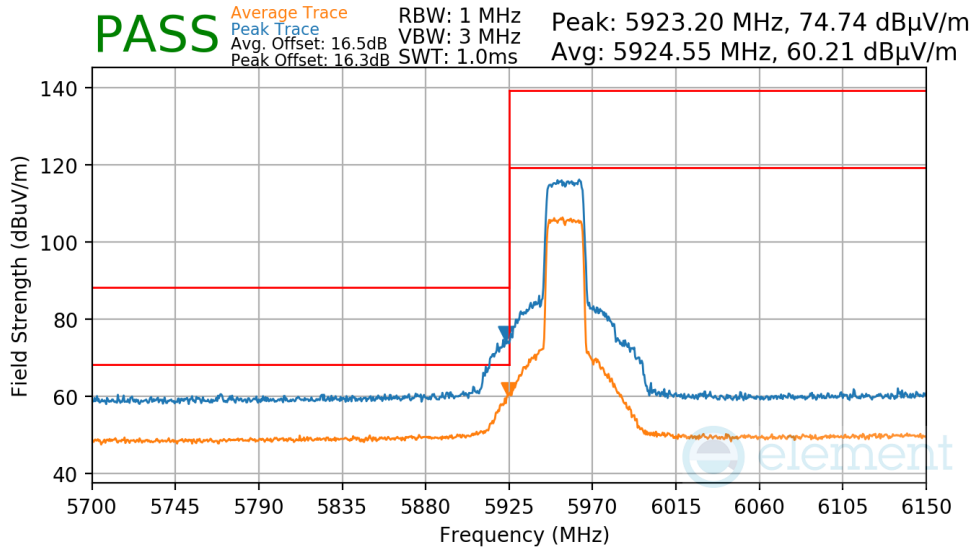
Plot 7-1305. Antenna 4a Radiated Upper Band Edge (Peak – UNII Band 8)



Plot 7-1306. Antenna 4a Radiated Upper Band Edge (Average – UNII Band 8)

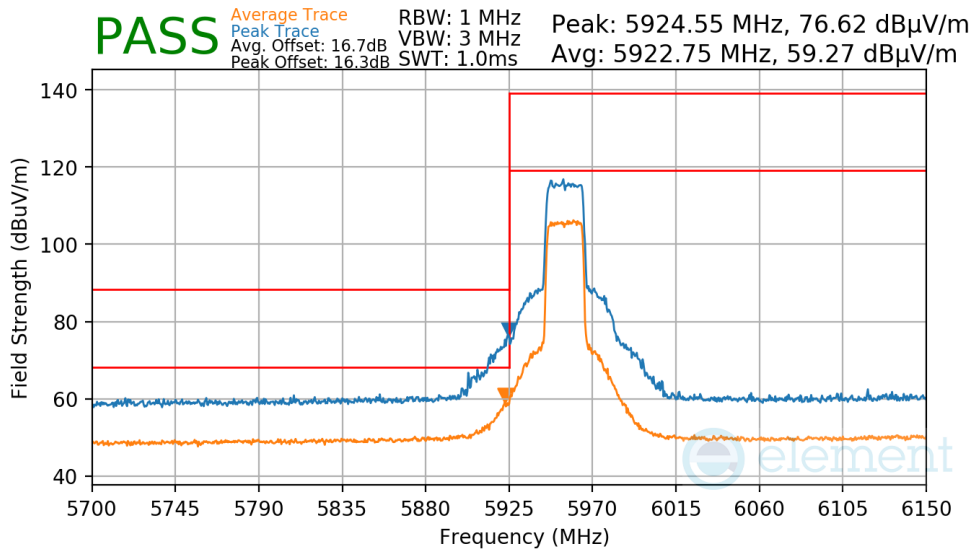
FCC ID: BCGA2837 IC: 579C-A2837	 MEASUREMENT REPORT (CERTIFICATION)		Approved by: Technical Manager
Test Report S/N: 1C2311270068-24-R2.BCG	Test Dates: 11/28/2023 - 04/04/2024	EUT Type: Tablet Device	Page 437 of 510

Worst Case Mode: 802.11ax
 Worst Case Transfer Rate: MCS0
 Distance of Measurements: 3 Meters
 Operating Frequency: 5955MHz
 Channel: 1



Plot 7-1307. Antenna 4a Radiated Lower Band Edge (Peak/Average – UNII Band 5)

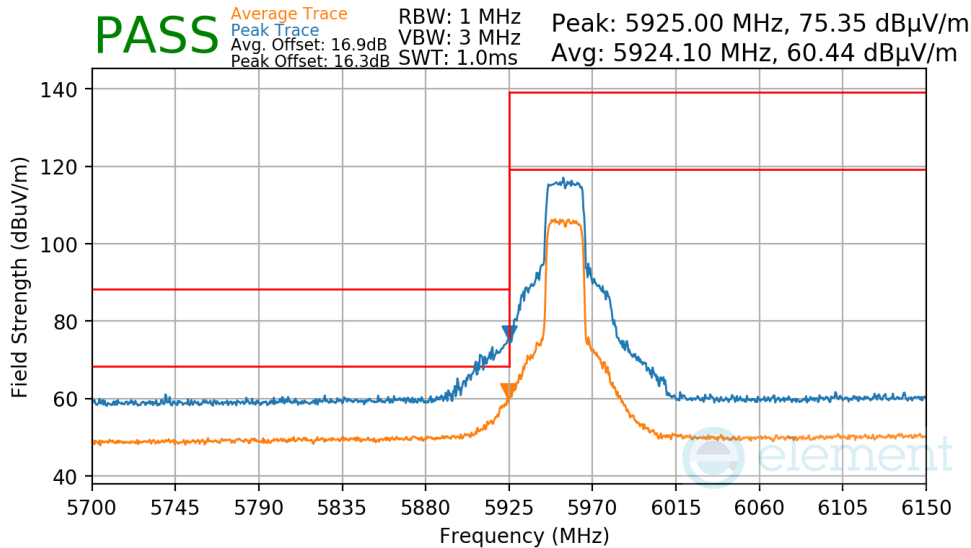
Worst Case Mode: 802.11ax
 Worst Case Transfer Rate: MCS4
 Distance of Measurements: 3 Meters
 Operating Frequency: 5955MHz
 Channel: 1



Plot 7-1308. Antenna 4a Radiated Lower Band Edge (Peak/Average – UNII Band 5)

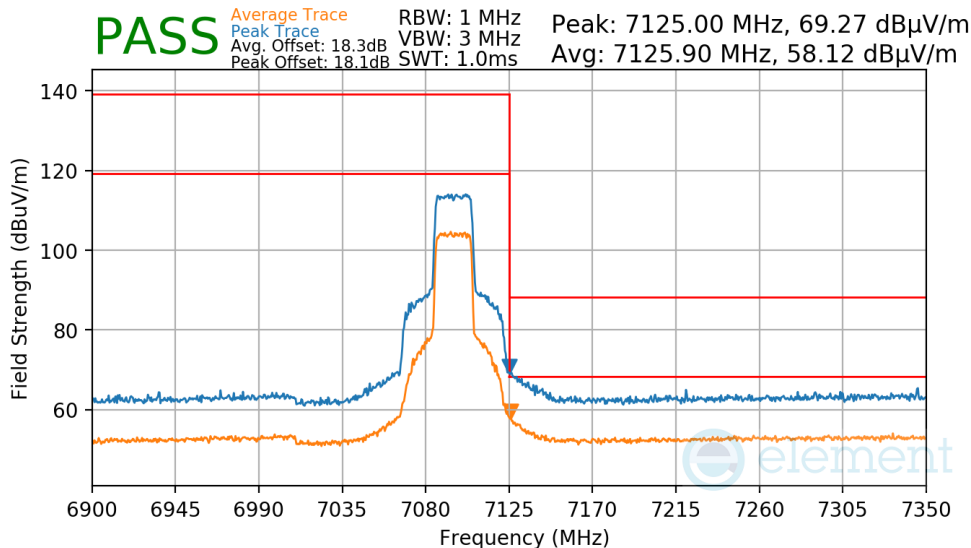
FCC ID: BCGA2837 IC: 579C-A2837		MEASUREMENT REPORT (CERTIFICATION)	Approved by: Technical Manager
Test Report S/N: 1C2311270068-24-R2.BCG	Test Dates: 11/28/2023 - 04/04/2024	EUT Type: Tablet Device	Page 438 of 510

Worst Case Mode: 802.11ax
 Worst Case Transfer Rate: MCS11
 Distance of Measurements: 3 Meters
 Operating Frequency: 5955MHz
 Channel: 1



Plot 7-1309. Antenna 4a Radiated Lower Band Edge (Peak/Average – UNII Band 5)

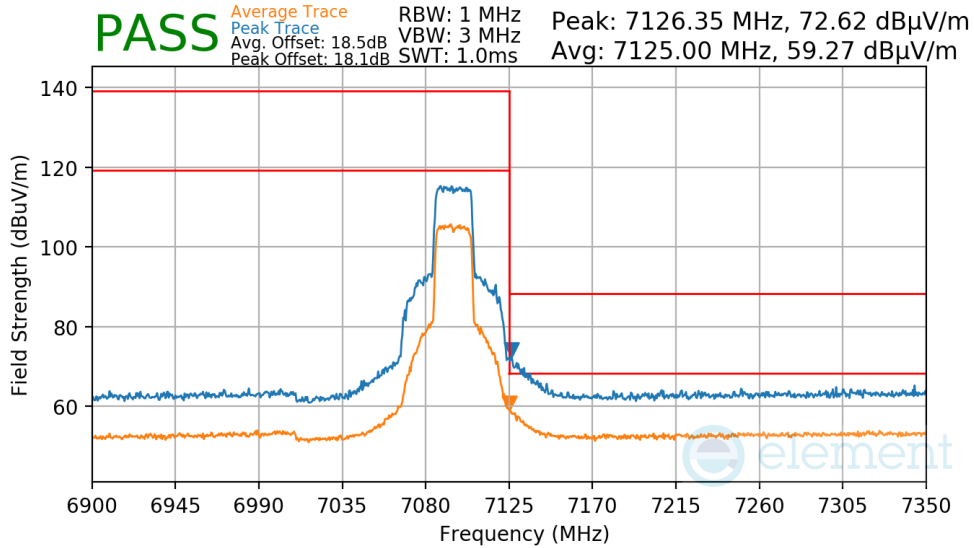
Worst Case Mode: 802.11ax
 Worst Case Transfer Rate: MCS0
 Distance of Measurements: 3 Meters
 Operating Frequency: 7095MHz
 Channel: 229



Plot 7-1310. Antenna 4a Radiated Upper Band Edge (Peak/Average – UNII Band 8)

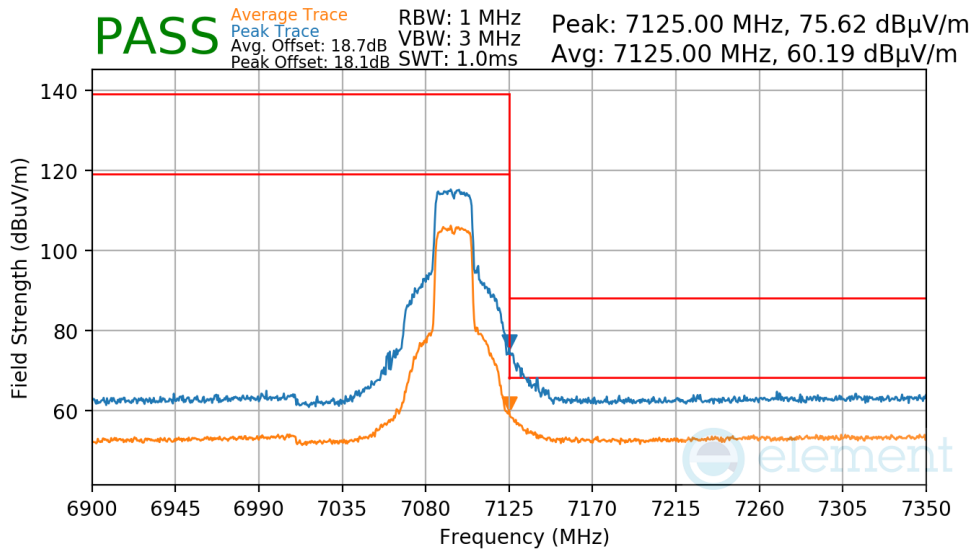
FCC ID: BCGA2837 IC: 579C-A2837		MEASUREMENT REPORT (CERTIFICATION)	Approved by: Technical Manager
Test Report S/N: 1C2311270068-24-R2.BCG	Test Dates: 11/28/2023 - 04/04/2024	EUT Type: Tablet Device	Page 439 of 510

Worst Case Mode: 802.11ax
 Worst Case Transfer Rate: MCS4
 Distance of Measurements: 3 Meters
 Operating Frequency: 7095MHz
 Channel: 229



Plot 7-1311. Antenna 4a Radiated Upper Band Edge (Peak/Average – UNII Band 8)

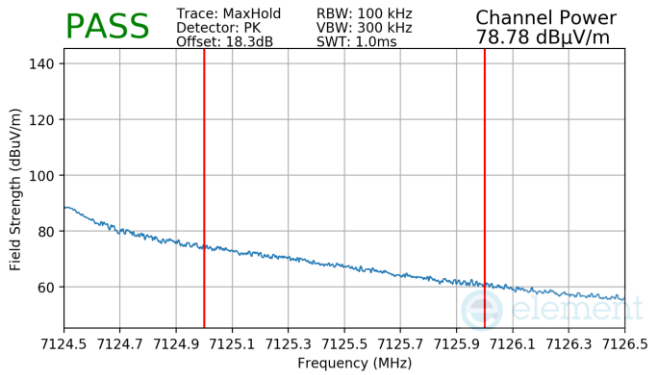
Worst Case Mode: 802.11ax
 Worst Case Transfer Rate: MCS11
 Distance of Measurements: 3 Meters
 Operating Frequency: 7095MHz
 Channel: 229



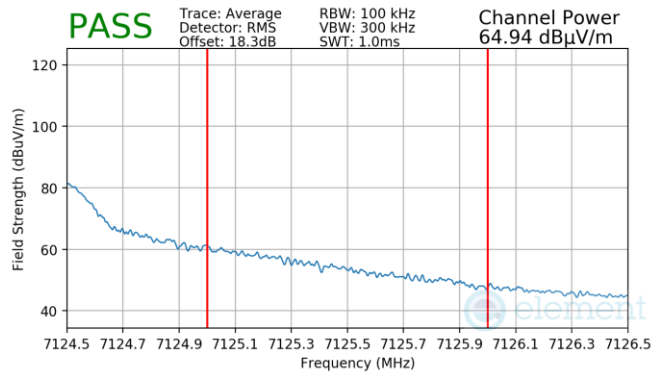
Plot 7-1312. Antenna 4a Radiated Upper Band Edge (Peak/Average – UNII Band 8)

FCC ID: BCGA2837 IC: 579C-A2837		MEASUREMENT REPORT (CERTIFICATION)	Approved by: Technical Manager
Test Report S/N: 1C2311270068-24-R2.BCG	Test Dates: 11/28/2023 - 04/04/2024	EUT Type: Tablet Device	Page 440 of 510

Worst Case Mode: 802.11ax
 Worst Case Transfer Rate: MCS0
 Distance of Measurements: 3 Meters
 Operating Frequency: 7115MHz
 Channel: 233

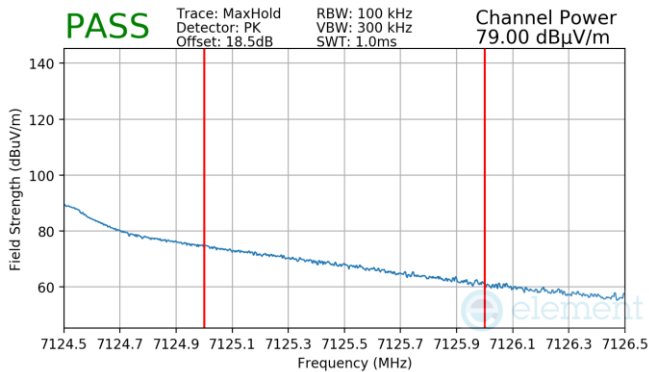


Plot 7-1313. Antenna 4a Radiated Upper Band Edge (Peak – UNII Band 8)

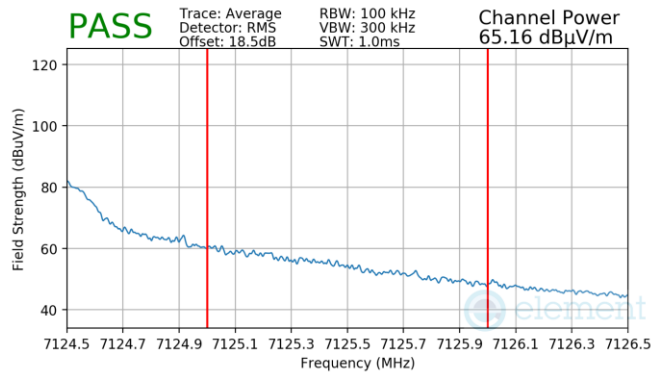


Plot 7-1314. Antenna 4a Radiated Upper Band Edge (Average – UNII Band 8)

Worst Case Mode: 802.11ax
 Worst Case Transfer Rate: MCS4
 Distance of Measurements: 3 Meters
 Operating Frequency: 7115MHz
 Channel: 233



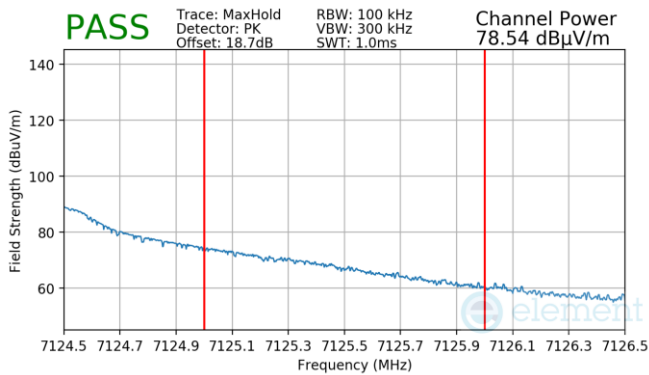
Plot 7-1315. Antenna 4a Radiated Upper Band Edge (Peak – UNII Band 8)



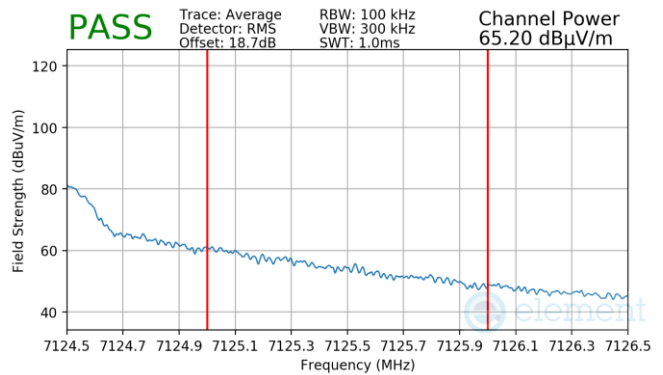
Plot 7-1316. Antenna 4a Radiated Upper Band Edge (Average – UNII Band 8)

FCC ID: BCGA2837 IC: 579C-A2837		MEASUREMENT REPORT (CERTIFICATION)	Approved by: Technical Manager
Test Report S/N: 1C2311270068-24-R2.BCG	Test Dates: 11/28/2023 - 04/04/2024	EUT Type: Tablet Device	Page 441 of 510

Worst Case Mode: 802.11ax
 Worst Case Transfer Rate: MCS11
 Distance of Measurements: 3 Meters
 Operating Frequency: 7115MHz
 Channel: 233



Plot 7-1317. Antenna 4a Radiated Upper Band Edge (Peak – UNII Band 8)



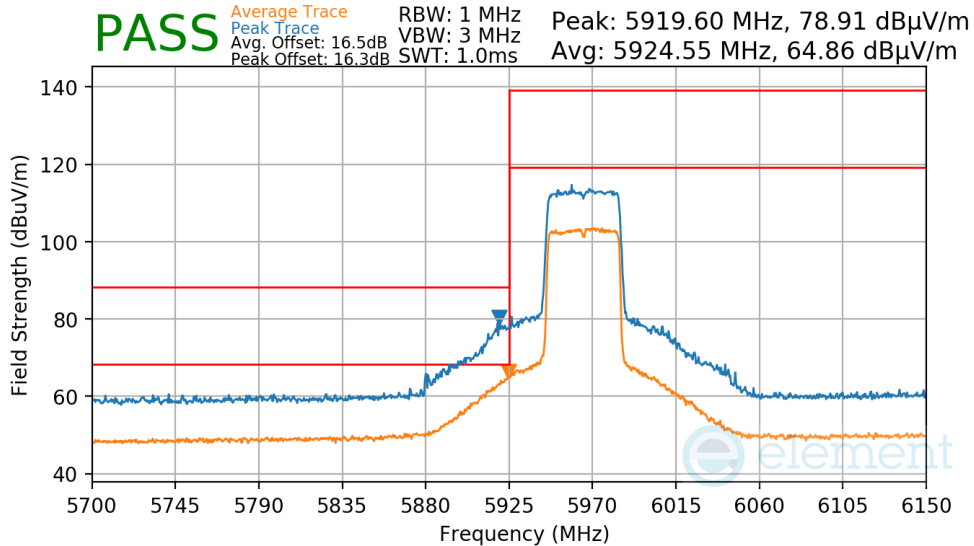
Plot 7-1318. Antenna 4a Radiated Upper Band Edge (Average – UNII Band 8)

FCC ID: BCGA2837 IC: 579C-A2837	 MEASUREMENT REPORT (CERTIFICATION)		Approved by: Technical Manager
Test Report S/N: 1C2311270068-24-R2.BCG	Test Dates: 11/28/2023 - 04/04/2024	EUT Type: Tablet Device	Page 442 of 510

7.7.11 Antenna 4a Radiated Band Edge Measurements (40MHz BW)

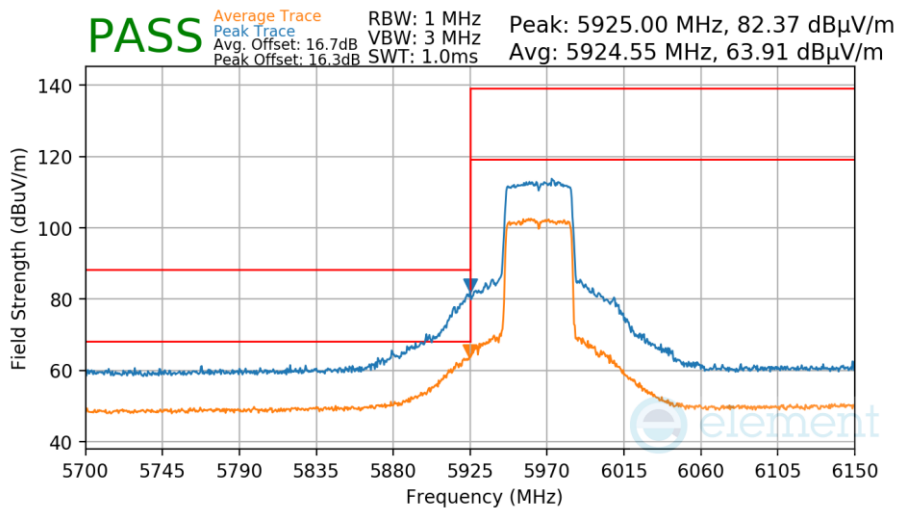
§15.407(b.1)(b.2) §15.205 §15.209; RSS-Gen [8.9]

Worst Case Mode: 802.11ax
 Worst Case Transfer Rate: MCS0
 Distance of Measurements: 3 Meters
 Operating Frequency: 5965MHz
 Channel: 3



Plot 7-1319. Antenna 4a Radiated Lower Band Edge (Peak & Average – UNII Band 5)

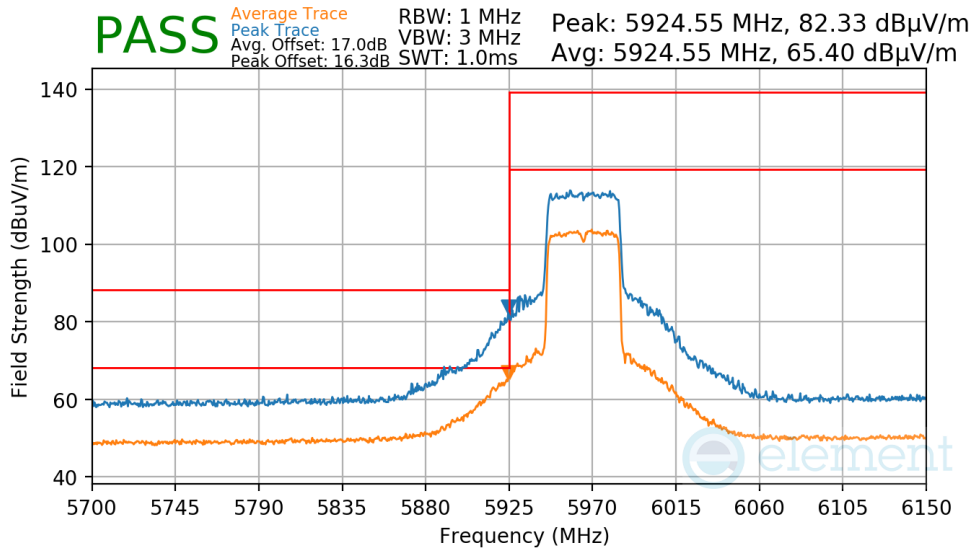
Worst Case Mode: 802.11ax
 Worst Case Transfer Rate: MCS4
 Distance of Measurements: 3 Meters
 Operating Frequency: 5965MHz
 Channel: 3



Plot 7-1320. Antenna 4a Radiated Lower Band Edge (Peak & Average – UNII Band 5)

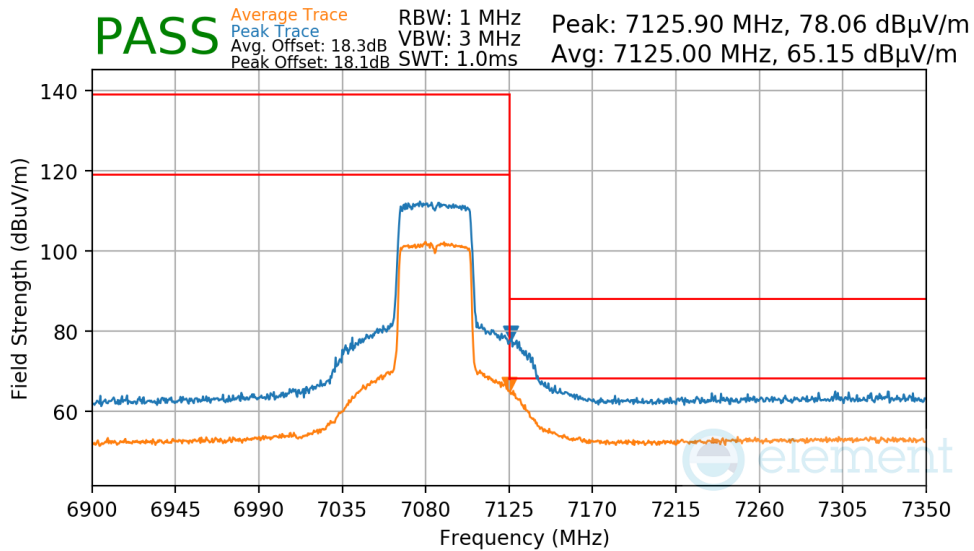
FCC ID: BCGA2837 IC: 579C-A2837		MEASUREMENT REPORT (CERTIFICATION)	Approved by: Technical Manager
Test Report S/N: 1C2311270068-24-R2.BCG	Test Dates: 11/28/2023 - 04/04/2024	EUT Type: Tablet Device	Page 443 of 510

Worst Case Mode: 802.11ax
 Worst Case Transfer Rate: MCS11
 Distance of Measurements: 3 Meters
 Operating Frequency: 5965MHz
 Channel: 3



Plot 7-1321. Antenna 4a Radiated Lower Band Edge (Peak & Average – UNII Band 5)

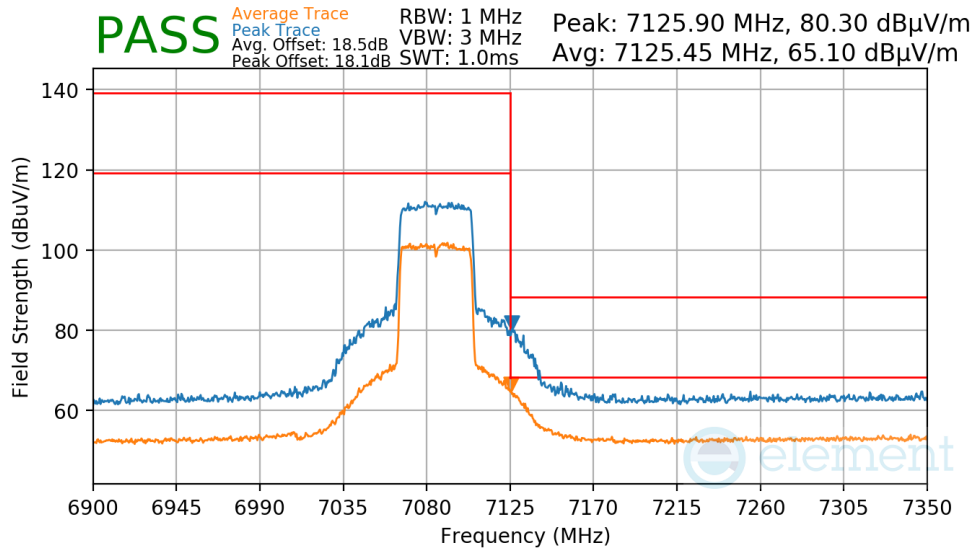
Worst Case Mode: 802.11ax
 Worst Case Transfer Rate: MCS0
 Distance of Measurements: 3 Meters
 Operating Frequency: 7085MHz
 Channel: 227



Plot 7-1322. Antenna 4a Radiated Upper Band Edge (Peak & Average – UNII Band 8)

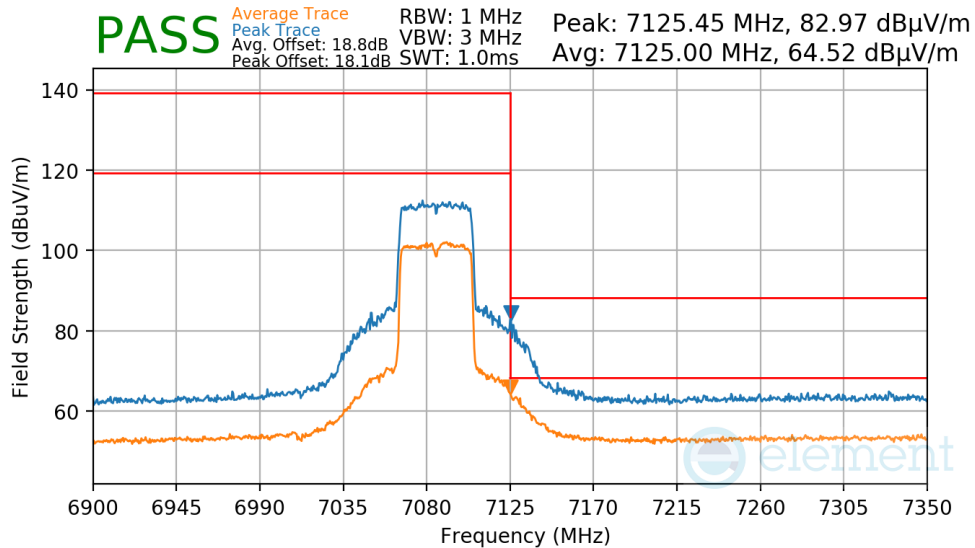
FCC ID: BCGA2837 IC: 579C-A2837		MEASUREMENT REPORT (CERTIFICATION)	Approved by: Technical Manager
Test Report S/N: 1C2311270068-24-R2.BCG	Test Dates: 11/28/2023 - 04/04/2024	EUT Type: Tablet Device	Page 444 of 510

Worst Case Mode: 802.11ax
 Worst Case Transfer Rate: MCS4
 Distance of Measurements: 3 Meters
 Operating Frequency: 7085MHz
 Channel: 227



Plot 7-1323. Antenna 4a Radiated Upper Band Edge (Peak & Average – UNII Band 8)

Worst Case Mode: 802.11ax
 Worst Case Transfer Rate: MCS11
 Distance of Measurements: 3 Meters
 Operating Frequency: 7085MHz
 Channel: 227

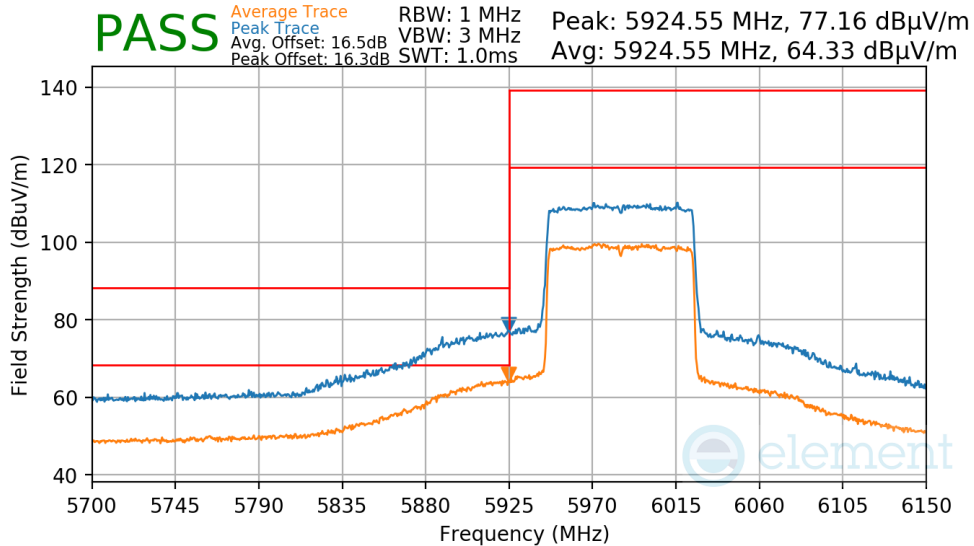


Plot 7-1324. Antenna 4a Radiated Upper Band Edge (Peak & Average – UNII Band 8)

FCC ID: BCGA2837 IC: 579C-A2837		MEASUREMENT REPORT (CERTIFICATION)	Approved by: Technical Manager
Test Report S/N: 1C2311270068-24-R2.BCG	Test Dates: 11/28/2023 - 04/04/2024	EUT Type: Tablet Device	Page 445 of 510

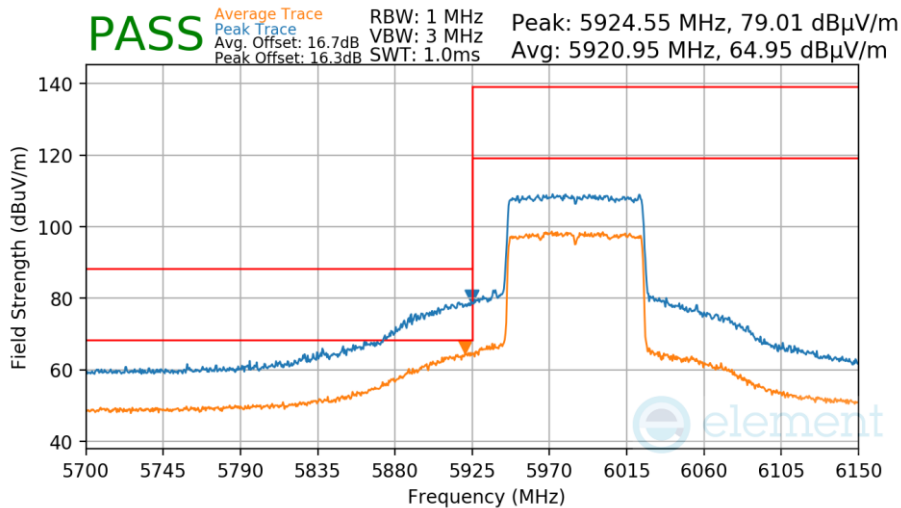
7.7.12 Antenna 4a Radiated Band Edge Measurements (80MHz BW) §15.407(b.1)(b.2) §15.205 §15.209; RSS-Gen [8.9]

Worst Case Mode: 802.11ax
 Worst Case Transfer Rate: MCS0
 Distance of Measurements: 3 Meters
 Operating Frequency: 5985MHz
 Channel: 7



Plot 7-1325. Antenna 4a Radiated Lower Band Edge (Peak & Average – UNII Band 5)

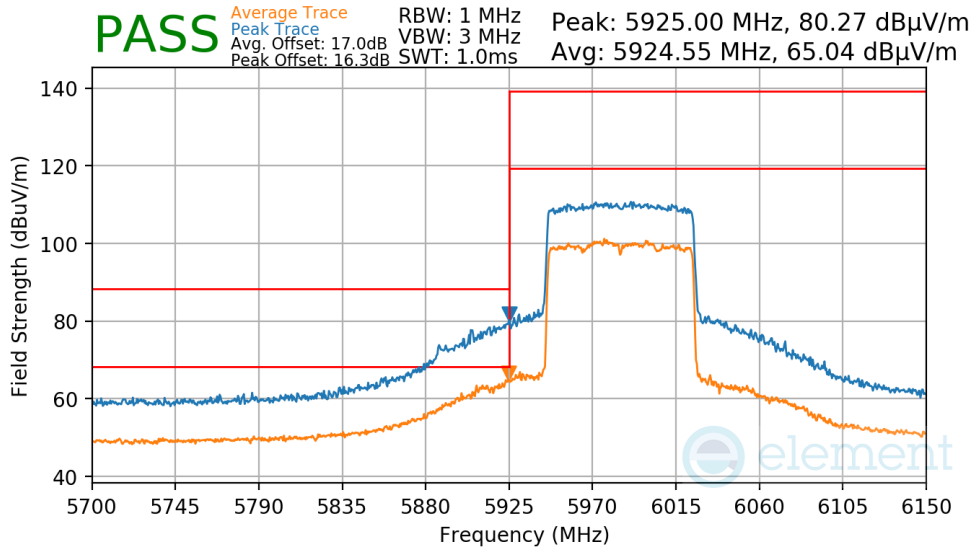
Worst Case Mode: 802.11ax
 Worst Case Transfer Rate: MCS4
 Distance of Measurements: 3 Meters
 Operating Frequency: 5985MHz
 Channel: 7



Plot 7-1326. Antenna 4a Radiated Lower Band Edge (Peak & Average – UNII Band 5)

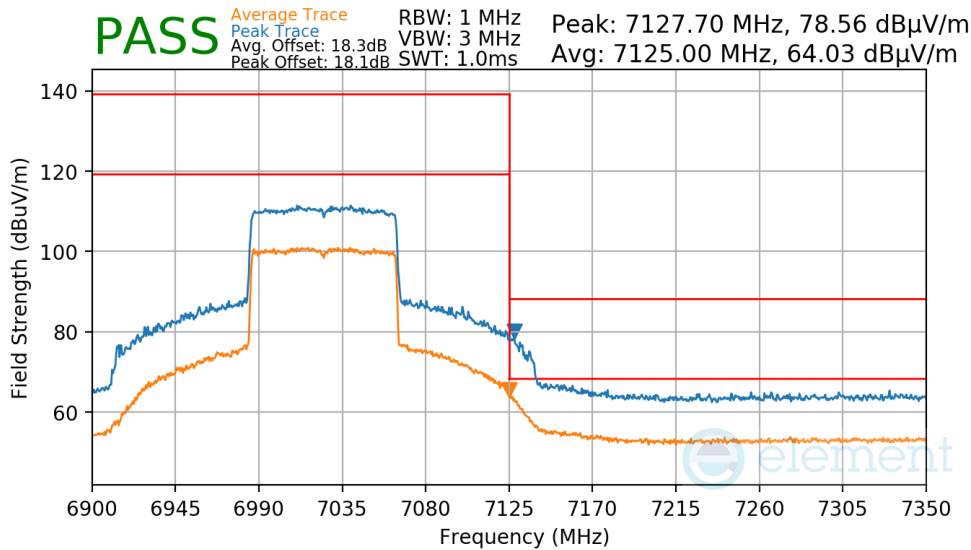
FCC ID: BCGA2837 IC: 579C-A2837		MEASUREMENT REPORT (CERTIFICATION)	Approved by: Technical Manager
Test Report S/N: 1C2311270068-24-R2.BCG	Test Dates: 11/28/2023 - 04/04/2024	EUT Type: Tablet Device	Page 446 of 510

Worst Case Mode: 802.11ax
 Worst Case Transfer Rate: MCS11
 Distance of Measurements: 3 Meters
 Operating Frequency: 5985MHz
 Channel: 7



Plot 7-1327. Antenna 4a Radiated Lower Band Edge (Peak & Average – UNII Band 5)

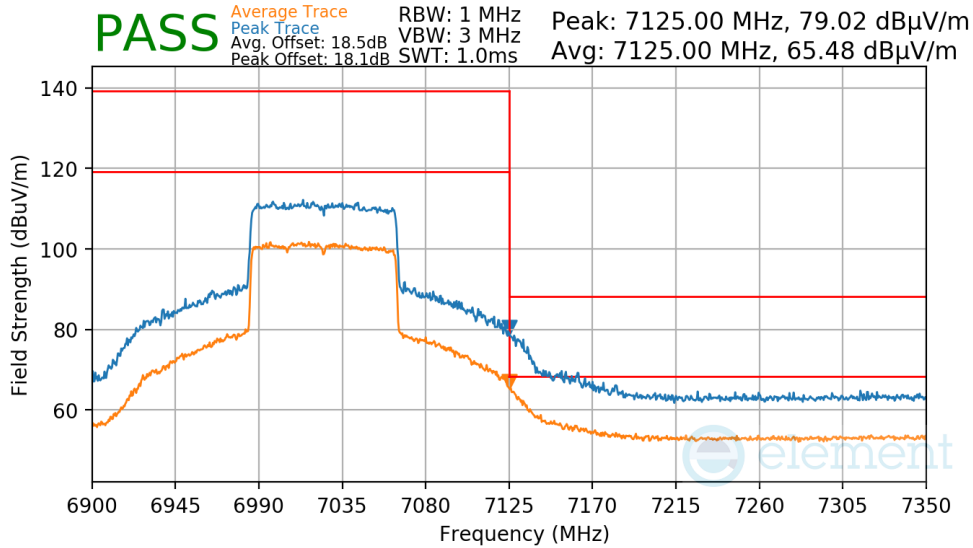
Worst Case Mode: 802.11ax
 Worst Case Transfer Rate: MCS0
 Distance of Measurements: 3 Meters
 Operating Frequency: 7025MHz
 Channel: 215



Plot 7-1328. Antenna 4a Radiated Upper Band Edge (Peak & Average – UNII Band 8)

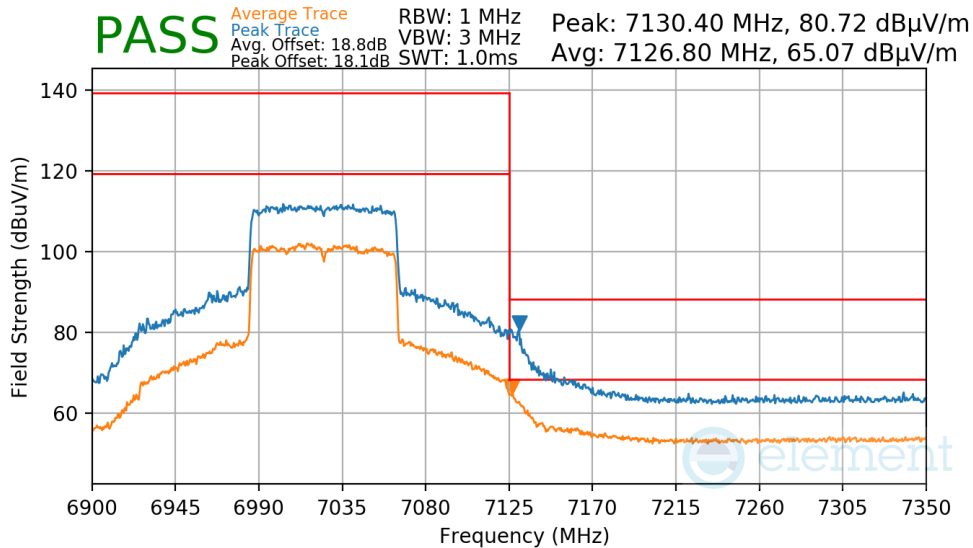
FCC ID: BCGA2837 IC: 579C-A2837		MEASUREMENT REPORT (CERTIFICATION)	Approved by: Technical Manager
Test Report S/N: 1C2311270068-24-R2.BCG	Test Dates: 11/28/2023 - 04/04/2024	EUT Type: Tablet Device	Page 447 of 510

Worst Case Mode: 802.11ax
 Worst Case Transfer Rate: MCS4
 Distance of Measurements: 3 Meters
 Operating Frequency: 7025MHz
 Channel: 215



Plot 7-1329. Antenna 4a Radiated Upper Band Edge (Peak & Average – UNII Band 8)

Worst Case Mode: 802.11ax
 Worst Case Transfer Rate: MCS11
 Distance of Measurements: 3 Meters
 Operating Frequency: 7025MHz
 Channel: 215

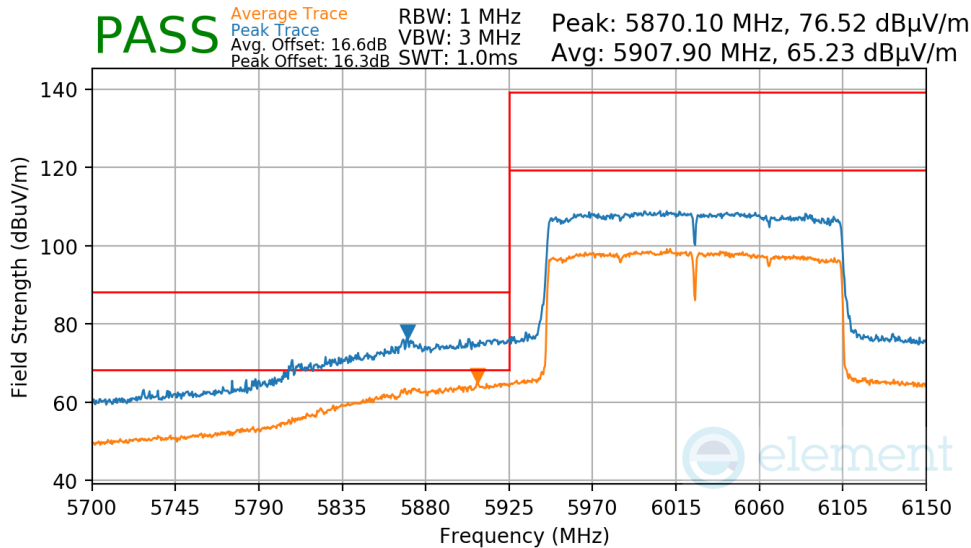


Plot 7-1330. Antenna 4a Radiated Upper Band Edge (Peak & Average – UNII Band 8)

FCC ID: BCGA2837 IC: 579C-A2837		MEASUREMENT REPORT (CERTIFICATION)	Approved by: Technical Manager
Test Report S/N: 1C2311270068-24-R2.BCG	Test Dates: 11/28/2023 - 04/04/2024	EUT Type: Tablet Device	Page 448 of 510

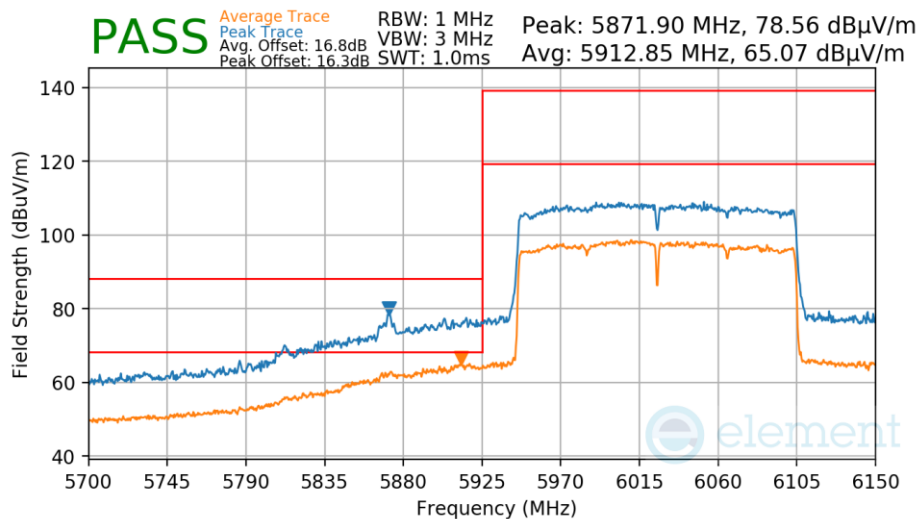
7.7.13 Antenna 4a Radiated Band Edge Measurements (160MHz BW) §15.407(b.1)(b.2) §15.205 §15.209; RSS-Gen [8.9]

Worst Case Mode: 802.11ax
 Worst Case Transfer Rate: MCS0
 Distance of Measurements: 3 Meters
 Operating Frequency: 6025MHz
 Channel: 15



Plot 7-1331. Antenna 4a Radiated Lower Band Edge (Peak & Average – UNII Band 5)

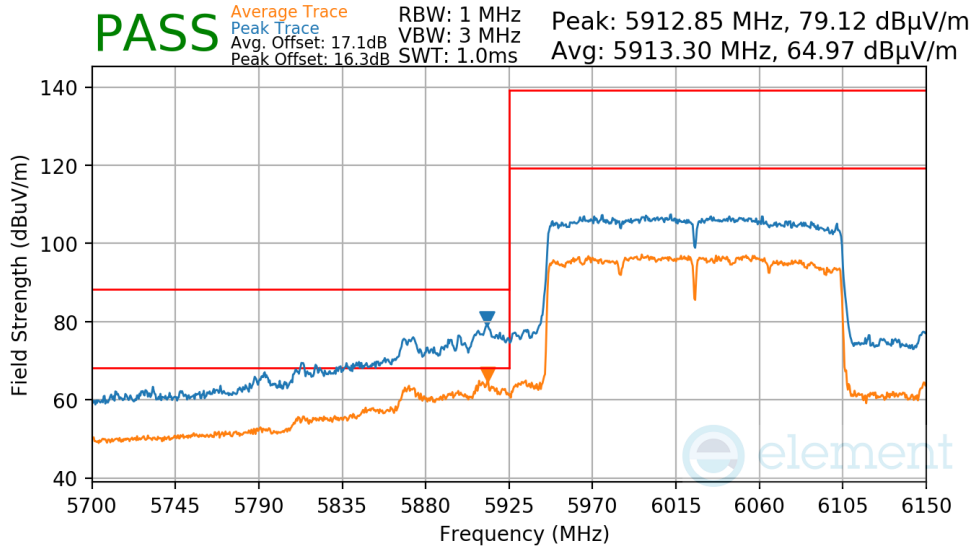
Worst Case Mode: 802.11ax
 Worst Case Transfer Rate: MCS4
 Distance of Measurements: 3 Meters
 Operating Frequency: 6025MHz
 Channel: 15



Plot 7-1332. Antenna 4a Radiated Lower Band Edge (Peak & Average – UNII Band 5)

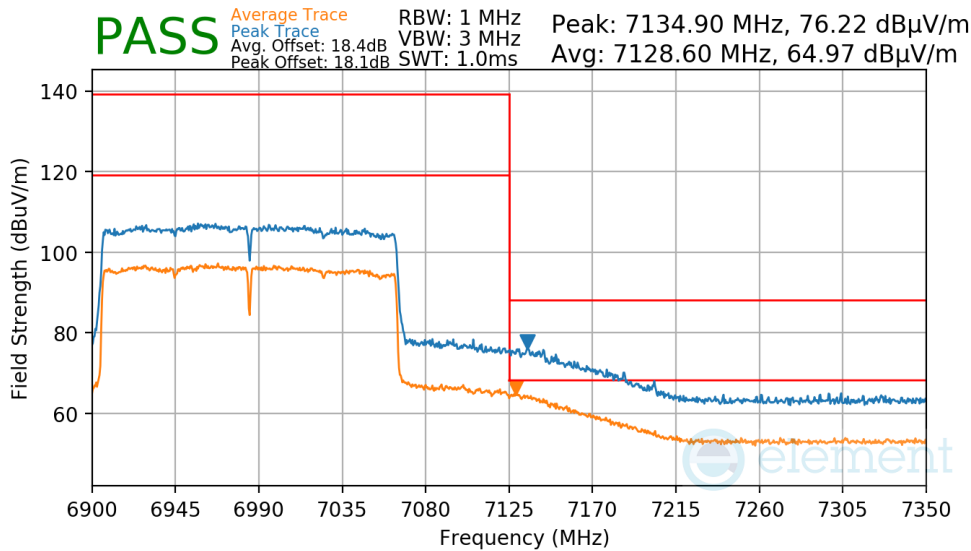
FCC ID: BCGA2837 IC: 579C-A2837		MEASUREMENT REPORT (CERTIFICATION)	Approved by: Technical Manager
Test Report S/N: 1C2311270068-24-R2.BCG	Test Dates: 11/28/2023 - 04/04/2024	EUT Type: Tablet Device	Page 449 of 510

Worst Case Mode: 802.11ax
 Worst Case Transfer Rate: MCS11
 Distance of Measurements: 3 Meters
 Operating Frequency: 6025MHz
 Channel: 15



Plot 7-1333. Antenna 4a Radiated Lower Band Edge (Peak & Average – UNII Band 5)

Worst Case Mode: 802.11ax
 Worst Case Transfer Rate: MCS0
 Distance of Measurements: 3 Meters
 Operating Frequency: 6985MHz
 Channel: 207



Plot 7-1334. Antenna 4a Radiated Upper Band Edge (Peak & Average – UNII Band 8)

FCC ID: BCGA2837 IC: 579C-A2837		MEASUREMENT REPORT (CERTIFICATION)	Approved by: Technical Manager
Test Report S/N: 1C2311270068-24-R2.BCG	Test Dates: 11/28/2023 - 04/04/2024	EUT Type: Tablet Device	Page 450 of 510