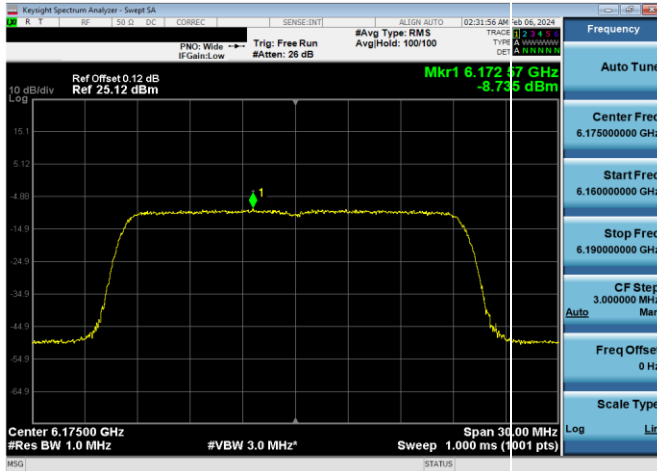
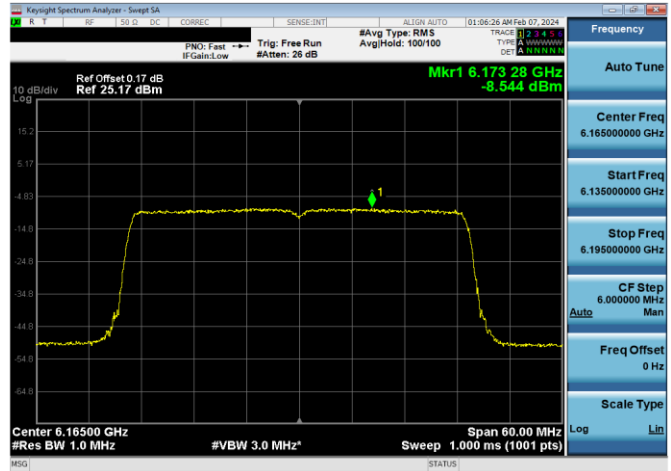


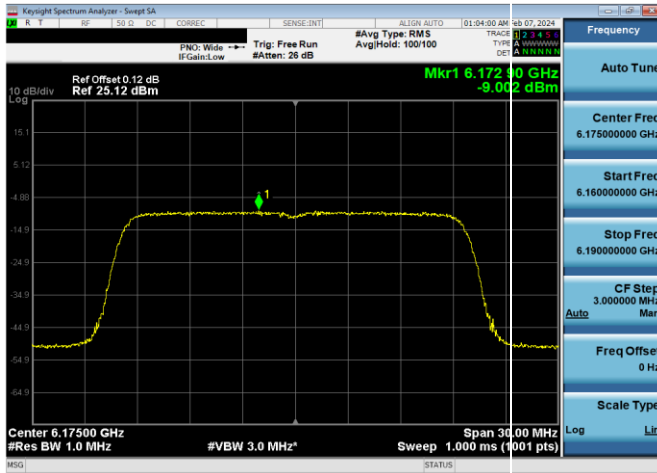
Low Data Rate



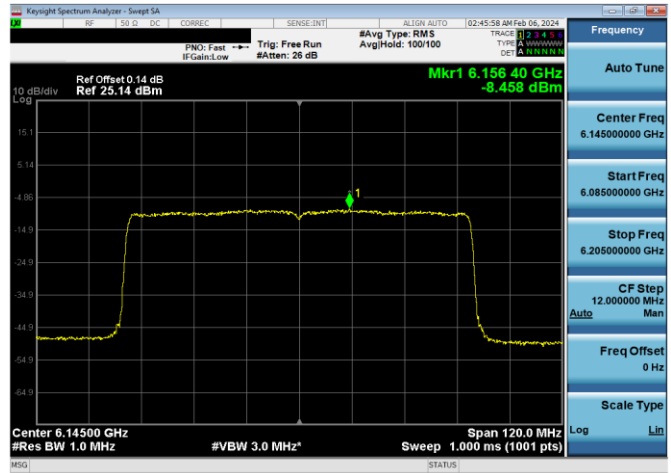
Plot 7-451. Power Spectral Density Plot SDM Primary Antenna WF5B LPI (20MHz 802.11ax (UNII Band 5) – Ch. 45, MCS2)



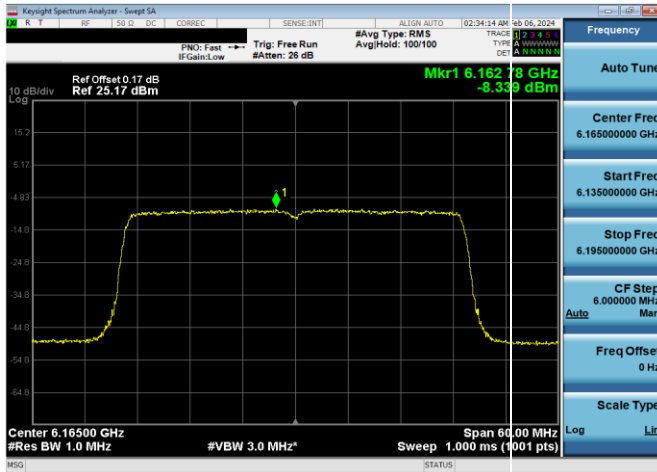
Plot 7-454. Power Spectral Density Plot SDM Primary Antenna 4a LPI (40MHz 802.11ax (UNII Band 5) – Ch. 43, MCS2)



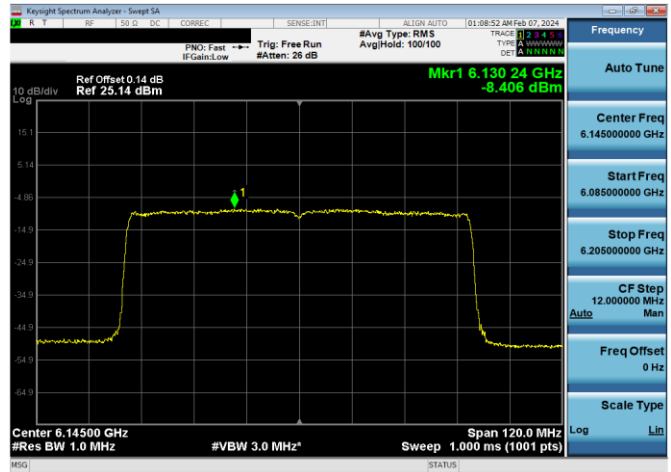
Plot 7-452. Power Spectral Density Plot SDM Primary Antenna 4a LPI (20MHz 802.11ax (UNII Band 5) – Ch. 45, MCS2)



Plot 7-455. Power Spectral Density Plot SDM Primary Antenna WF5B LPI (80MHz 802.11ax (UNII Band 5) – Ch. 39, MCS2)

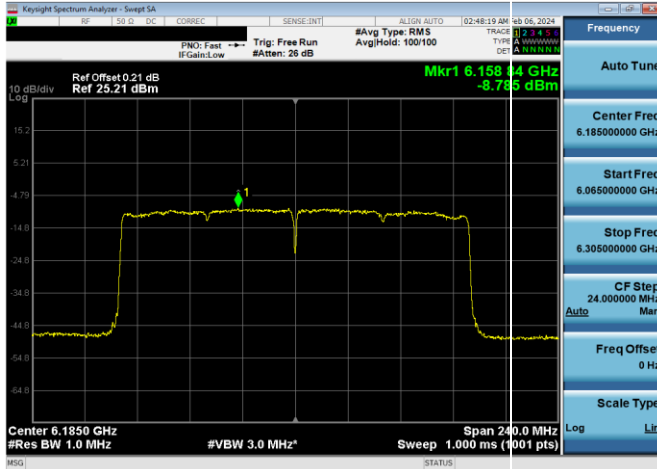


Plot 7-453. Power Spectral Density Plot SDM Primary Antenna WF5B LPI (40MHz 802.11ax (UNII Band 5) – Ch. 43, MCS2)

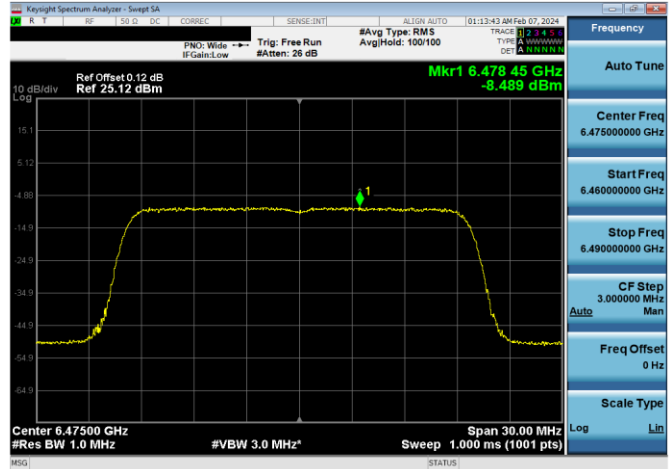


Plot 7-456. Power Spectral Density Plot SDM Primary Antenna 4a LPI (80MHz 802.11ax (UNII Band 5) – Ch. 39, MCS2)

FCC ID: BCGA2837 IC: 579C-A2837		MEASUREMENT REPORT (CERTIFICATION)	Approved by: Technical Manager
Test Report S/N: 1C2311270068-24-R2.BCG	Test Dates: 11/28/2023 - 04/04/2024	EUT Type: Tablet Device	Page 183 of 510



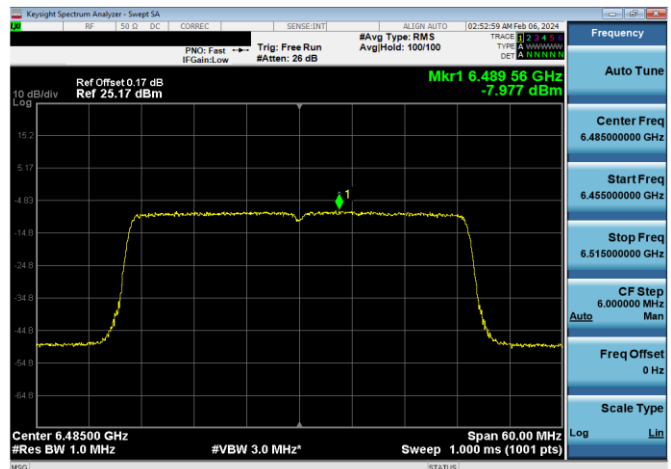
Plot 7-457. Power Spectral Density Plot SDM Primary Antenna WF5B LPI (160MHz 802.11ax (UNII Band 5) – Ch. 47, MCS2)



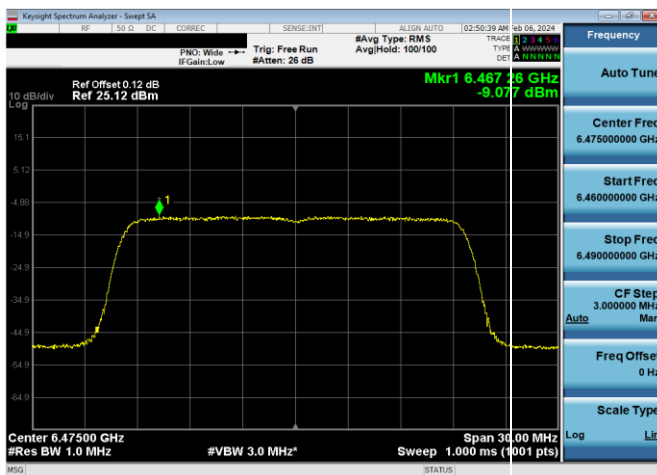
Plot 7-460. Power Spectral Density Plot SDM Primary Antenna 4a LPI (20MHz 802.11ax (UNII Band 6) – Ch. 105, MCS2)



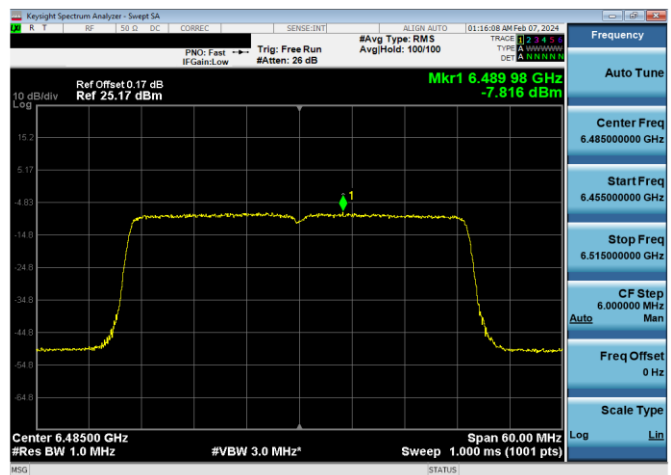
Plot 7-458. Power Spectral Density Plot SDM Primary Antenna 4a LPI (160MHz 802.11ax (UNII Band 5) – Ch. 47, MCS2)



Plot 7-461. Power Spectral Density Plot SDM Primary Antenna WF5B LPI (40MHz 802.11ax (UNII Band 6) – Ch. 107, MCS2)

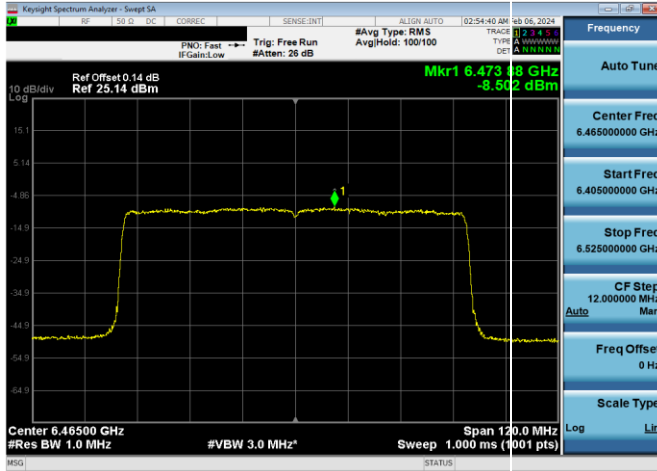


Plot 7-459. Power Spectral Density Plot SDM Primary Antenna WF5B LPI (20MHz 802.11ax (UNII Band 6) – Ch. 105, MCS2)

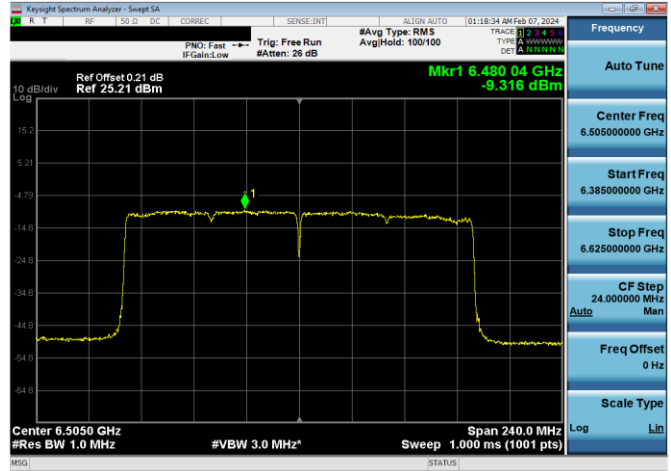


Plot 7-462. Power Spectral Density Plot SDM Primary Antenna 4a LPI (40MHz 802.11ax (UNII Band 6) – Ch. 107, MCS2)

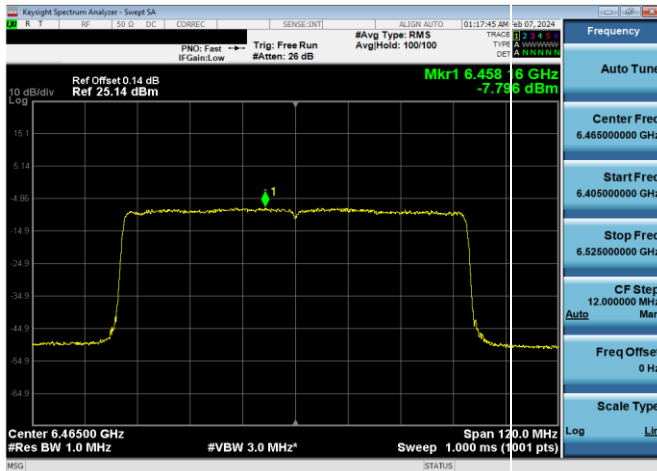
FCC ID: BCGA2837 IC: 579C-A2837		MEASUREMENT REPORT (CERTIFICATION)	Approved by: Technical Manager
Test Report S/N: 1C2311270068-24-R2.BCG	Test Dates: 11/28/2023 - 04/04/2024	EUT Type: Tablet Device	Page 184 of 510



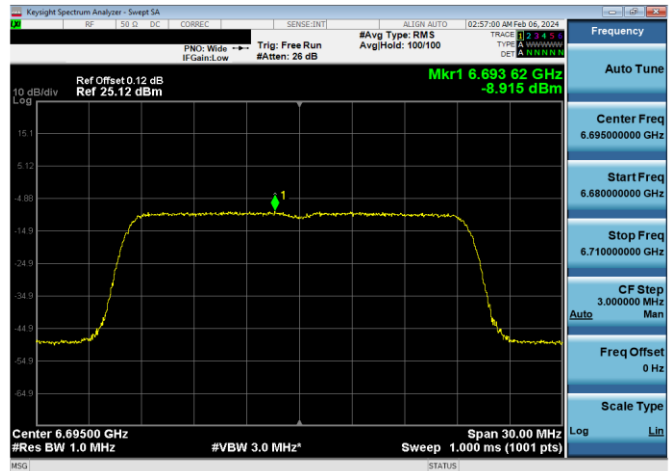
Plot 7-463. Power Spectral Density Plot SDM Primary Antenna WF5B LPI (80MHz 802.11ax (UNII Band 6) – Ch. 103, MCS2)



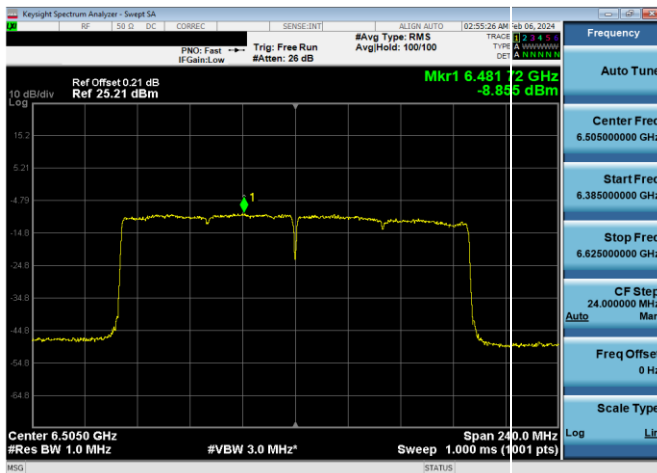
Plot 7-466. Power Spectral Density Plot SDM Primary Antenna 4a LPI (160MHz 802.11ax (UNII Band 6) – Ch. 111, MCS2)



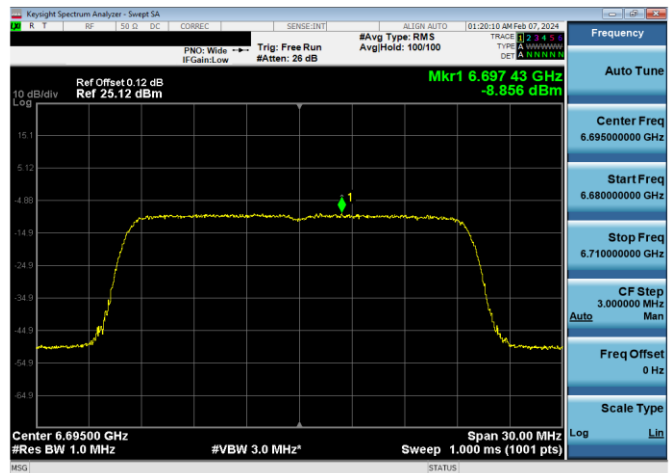
Plot 7-464. Power Spectral Density Plot SDM Primary Antenna 4a LPI (80MHz 802.11ax (UNII Band 6) – Ch. 103, MCS2)



Plot 7-467. Power Spectral Density Plot SDM Primary Antenna WF5B LPI (20MHz 802.11ax (UNII Band 7) – Ch. 149, MCS2)

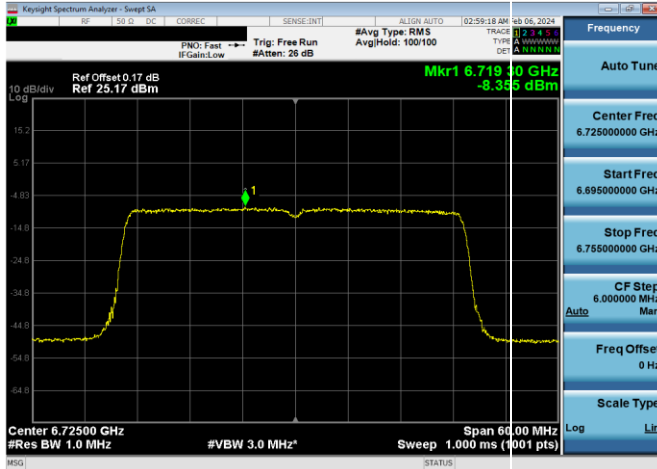


Plot 7-465. Power Spectral Density Plot SDM Primary Antenna WF5B LPI (160MHz 802.11ax (UNII Band 6) – Ch. 111, MCS2)

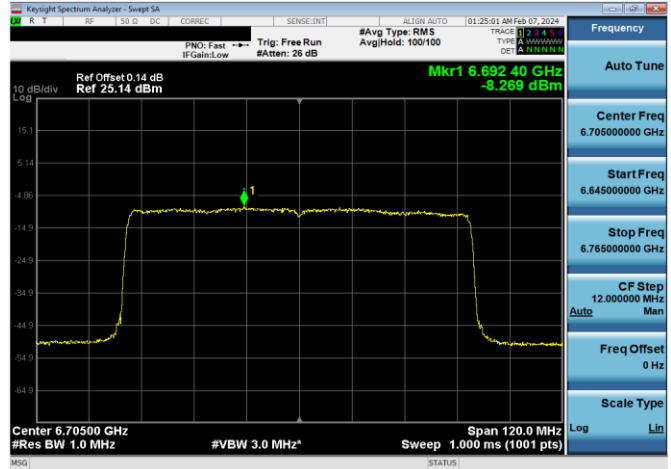


Plot 7-468. Power Spectral Density Plot SDM Primary Antenna 4a LPI (20MHz 802.11ax (UNII Band 7) – Ch. 149, MCS2)

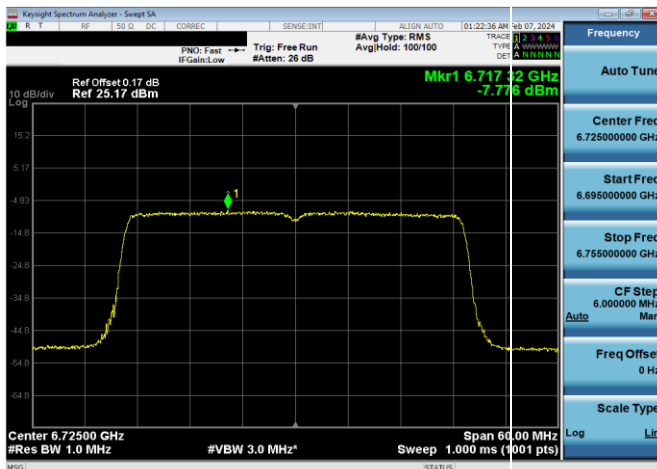
FCC ID: BCGA2837 IC: 579C-A2837		MEASUREMENT REPORT (CERTIFICATION)	Approved by: Technical Manager
Test Report S/N: 1C2311270068-24-R2.BCG	Test Dates: 11/28/2023 - 04/04/2024	EUT Type: Tablet Device	Page 185 of 510



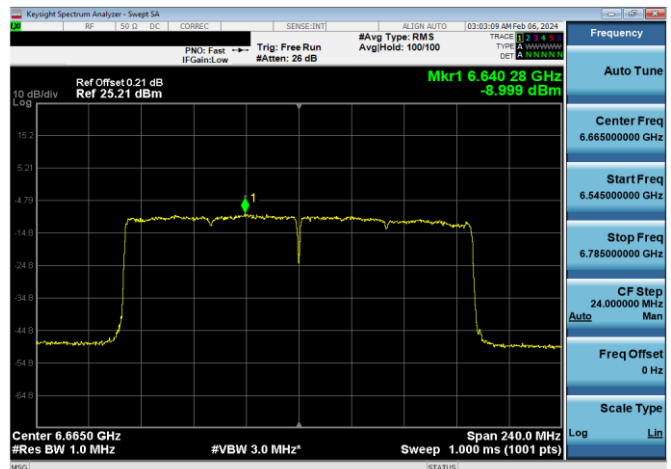
Plot 7-469. Power Spectral Density Plot SDM Primary Antenna WF5B LPI (40MHz 802.11ax (UNII Band 7) – Ch. 155, MCS2)



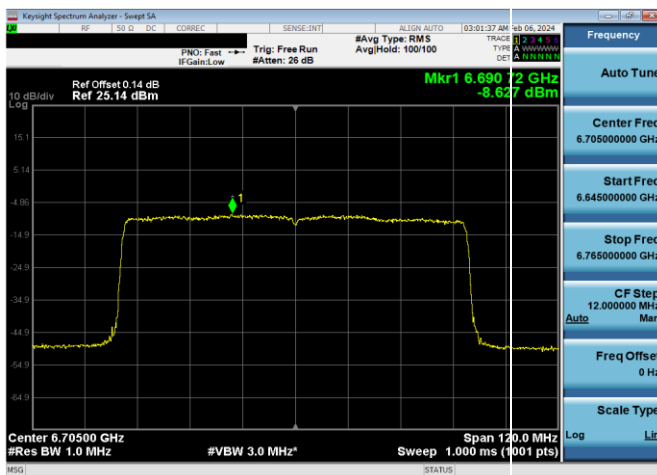
Plot 7-472. Power Spectral Density Plot SDM Primary Antenna 4a LPI (80MHz 802.11ax (UNII Band 7) – Ch. 151, MCS2)



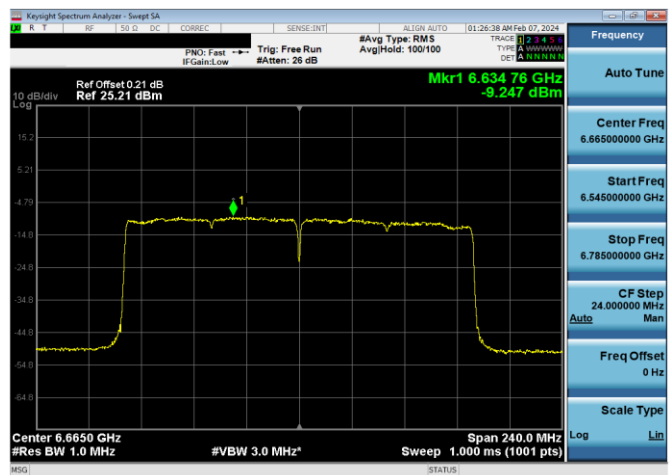
Plot 7-470. Power Spectral Density Plot SDM Primary Antenna 4a LPI (40MHz 802.11ax (UNII Band 7) – Ch. 155, MCS2)



Plot 7-473. Power Spectral Density Plot SDM Primary Antenna WF5B LPI (160MHz 802.11ax (UNII Band 7) – Ch. 143, MCS2)

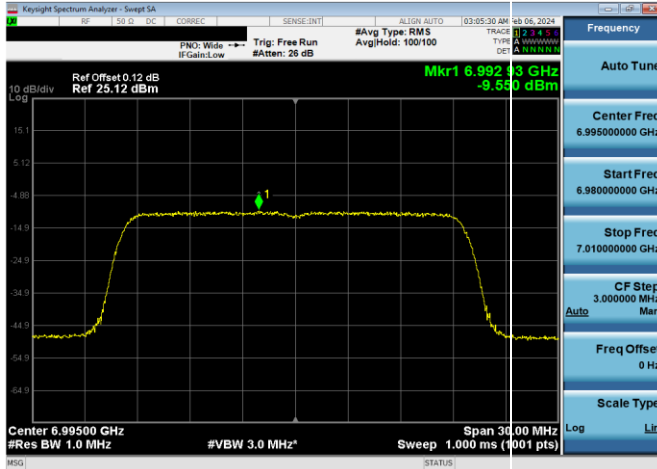


Plot 7-471. Power Spectral Density Plot SDM Primary Antenna WF5B LPI (80MHz 802.11ax (UNII Band 7) – Ch. 151, MCS2)

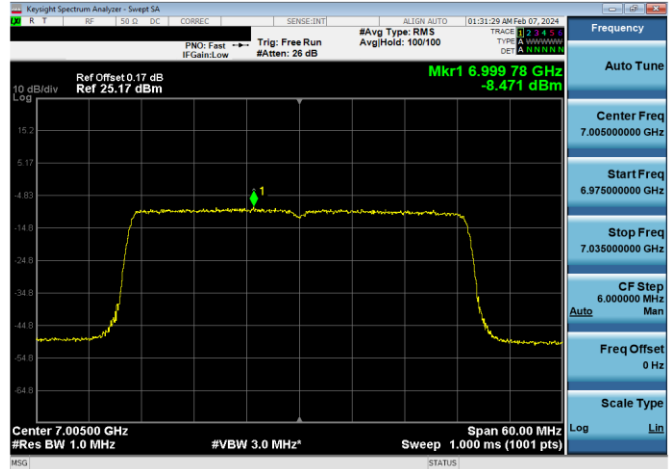


Plot 7-474. Power Spectral Density Plot SDM Primary Antenna 4a LPI (160MHz 802.11ax (UNII Band 7) – Ch. 143, MCS2)

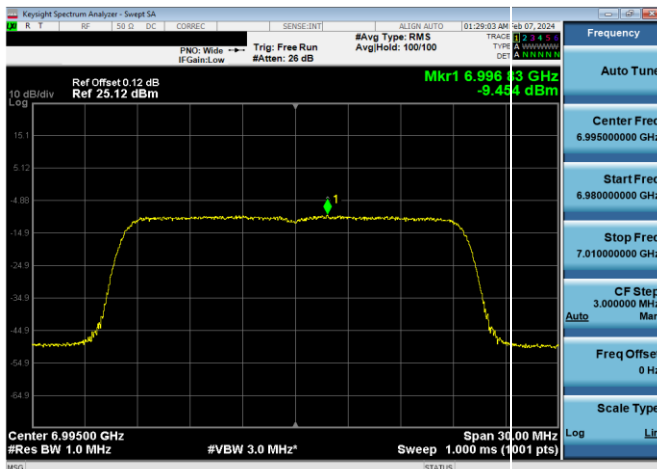
FCC ID: BCGA2837 IC: 579C-A2837		MEASUREMENT REPORT (CERTIFICATION)	Approved by: Technical Manager
Test Report S/N: 1C2311270068-24-R2.BCG	Test Dates: 11/28/2023 - 04/04/2024	EUT Type: Tablet Device	Page 186 of 510



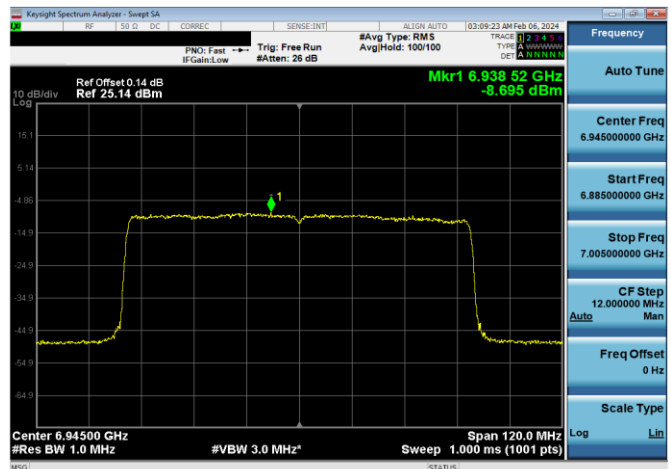
Plot 7-475. Power Spectral Density Plot SDM Primary Antenna WF5B LPI (20MHz 802.11ax (UNII Band 8) – Ch. 209, MCS2)



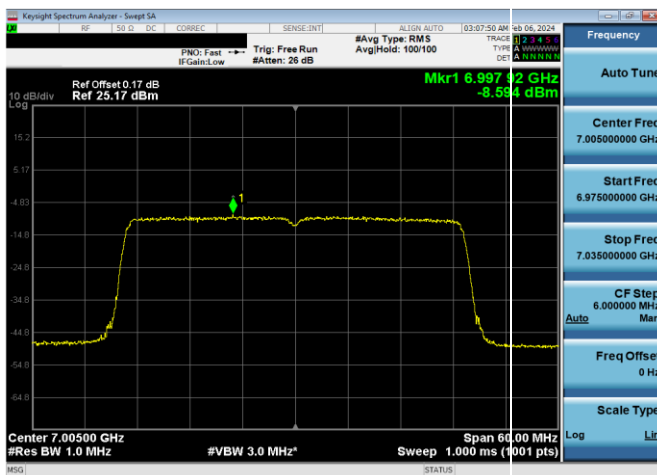
Plot 7-478. Power Spectral Density Plot SDM Primary Antenna 4a LPI (40MHz 802.11ax (UNII Band 8) – Ch. 211, MCS2)



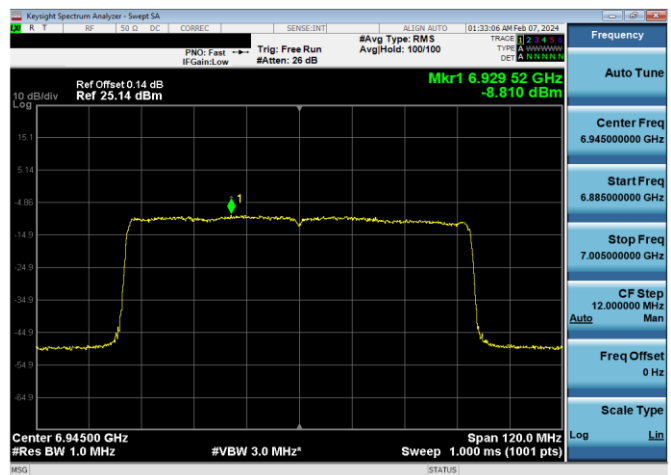
Plot 7-476. Power Spectral Density Plot SDM Primary Antenna 4a LPI (20MHz 802.11ax (UNII Band 8) – Ch. 209, MCS2)



Plot 7-479. Power Spectral Density Plot SDM Primary Antenna WF5B LPI (80MHz 802.11ax (UNII Band 8) – Ch. 199, MCS2)



Plot 7-477. Power Spectral Density Plot SDM Primary Antenna WF5B LPI (40MHz 802.11ax (UNII Band 8) – Ch. 211, MCS2)

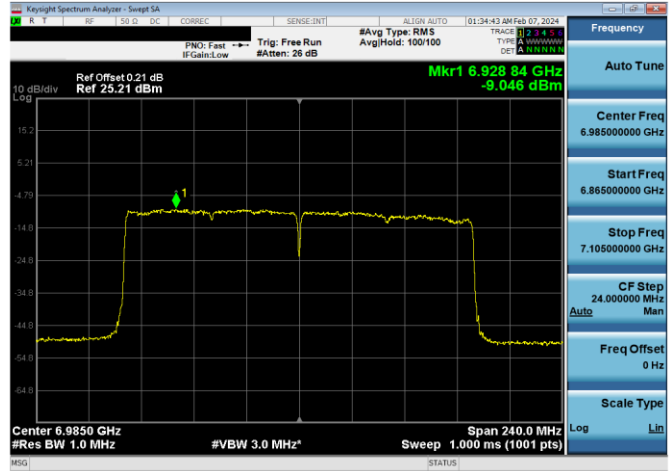


Plot 7-480. Power Spectral Density Plot SDM Primary Antenna 4a LPI (80MHz 802.11ax (UNII Band 8) – Ch. 199, MCS2)

FCC ID: BCGA2837 IC: 579C-A2837		MEASUREMENT REPORT (CERTIFICATION)	Approved by: Technical Manager
Test Report S/N: 1C2311270068-24-R2.BCG	Test Dates: 11/28/2023 - 04/04/2024	EUT Type: Tablet Device	Page 187 of 510



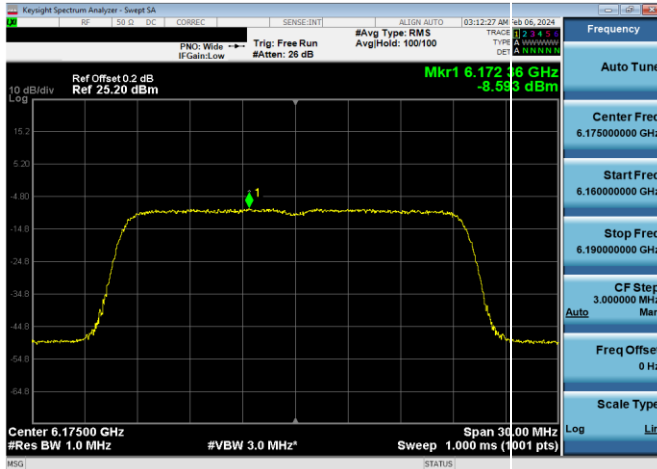
Plot 7-481. Power Spectral Density Plot SDM Primary Antenna WF5B LPI (160MHz 802.11ax (UNII Band 8) – Ch. 207, MCS2)



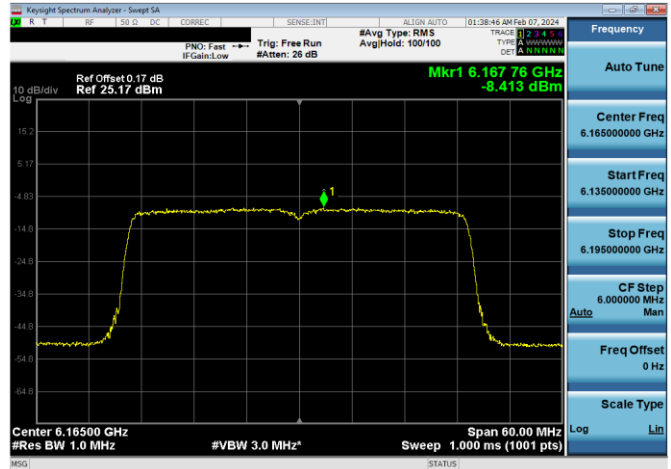
Plot 7-482. Power Spectral Density Plot SDM Primary Antenna 4a LPI (160MHz 802.11ax (UNII Band 8) – Ch. 207, MCS2)

FCC ID: BCGA2837 IC: 579C-A2837		MEASUREMENT REPORT (CERTIFICATION)	Approved by: Technical Manager
Test Report S/N: 1C2311270068-24-R2.BCG	Test Dates: 11/28/2023 - 04/04/2024	EUT Type: Tablet Device	Page 188 of 510

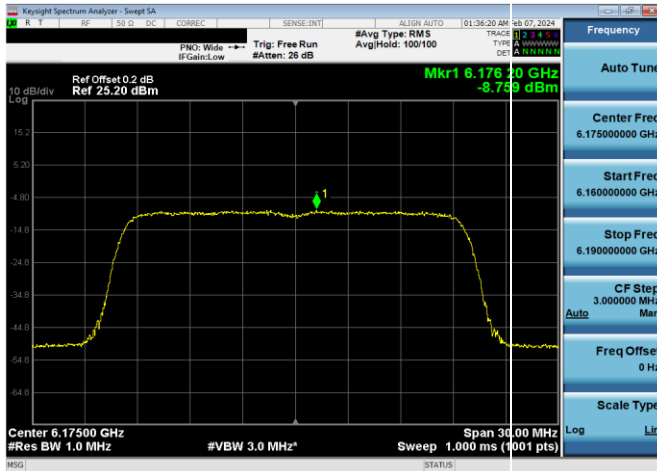
Mid Data Rate



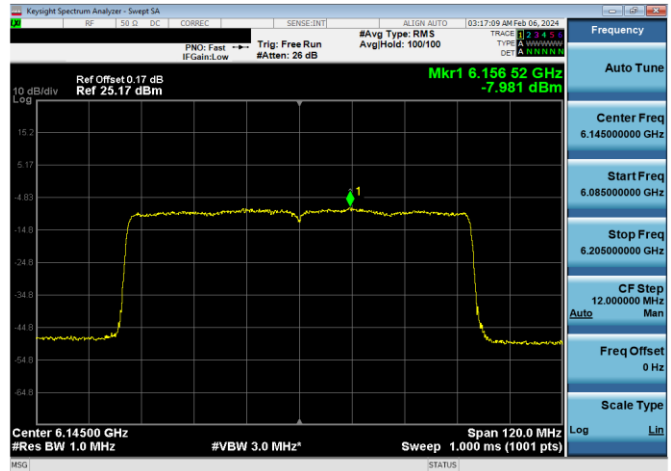
Plot 7-483. Power Spectral Density Plot SDM Primary Antenna WF5B LPI (20MHz 802.11ax (UNII Band 5) – Ch. 45, MCS4)



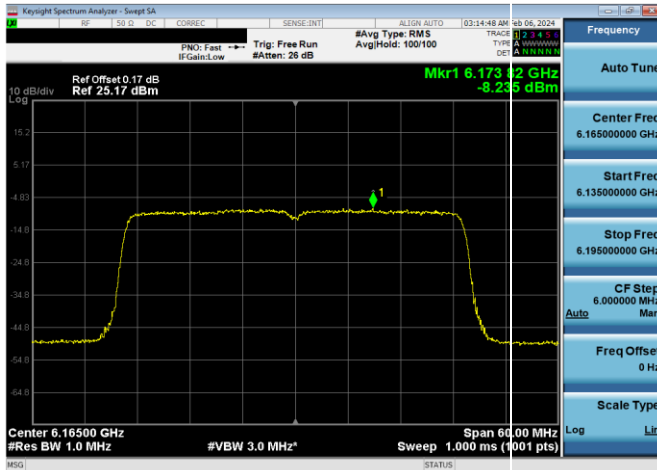
Plot 7-486. Power Spectral Density Plot SDM Primary Antenna 4a LPI (40MHz 802.11ax (UNII Band 5) – Ch. 43, MCS4)



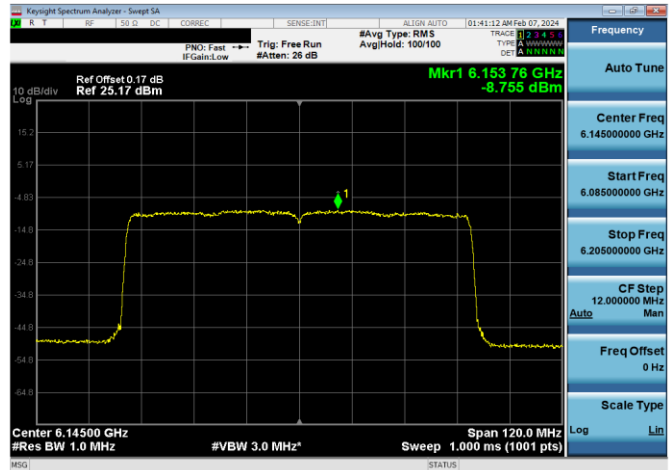
Plot 7-484. Power Spectral Density Plot SDM Primary Antenna 4a LPI (20MHz 802.11ax (UNII Band 5) – Ch. 45, MCS4)



Plot 7-487. Power Spectral Density Plot SDM Primary Antenna WF5B LPI (80MHz 802.11ax (UNII Band 5) – Ch. 39, MCS4)

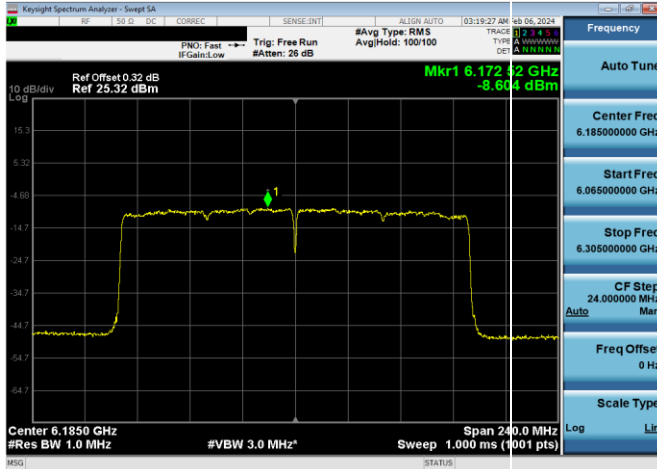


Plot 7-485. Power Spectral Density Plot SDM Primary Antenna WF5B LPI (40MHz 802.11ax (UNII Band 5) – Ch. 43, MCS4)

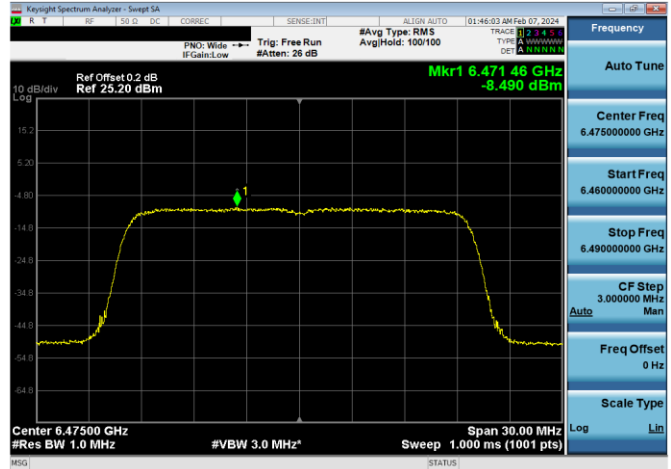


Plot 7-488. Power Spectral Density Plot SDM Primary Antenna 4a LPI (80MHz 802.11ax (UNII Band 5) – Ch. 39, MCS4)

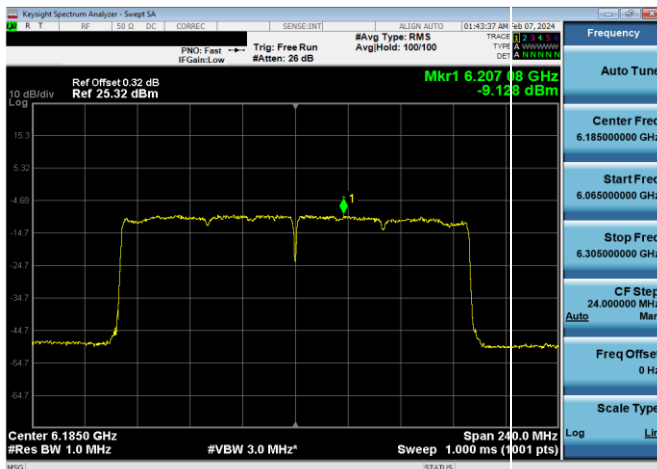
FCC ID: BCGA2837 IC: 579C-A2837		MEASUREMENT REPORT (CERTIFICATION)	Approved by: Technical Manager
Test Report S/N: 1C2311270068-24-R2.BCG	Test Dates: 11/28/2023 - 04/04/2024	EUT Type: Tablet Device	Page 189 of 510



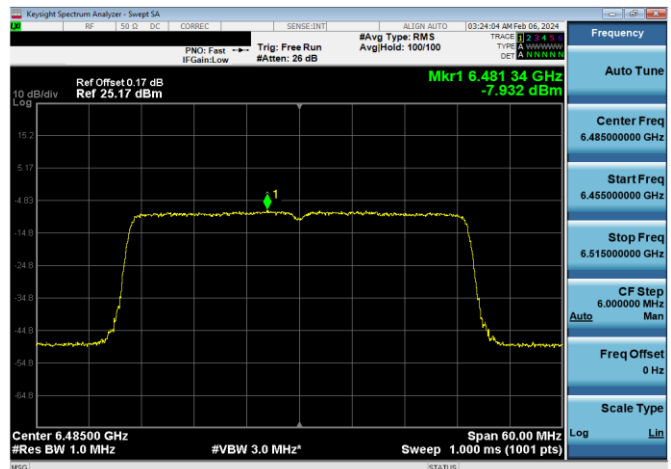
Plot 7-489. Power Spectral Density Plot SDM Primary Antenna WF5B LPI (160MHz 802.11ax (UNII Band 5) – Ch. 47, MCS4)



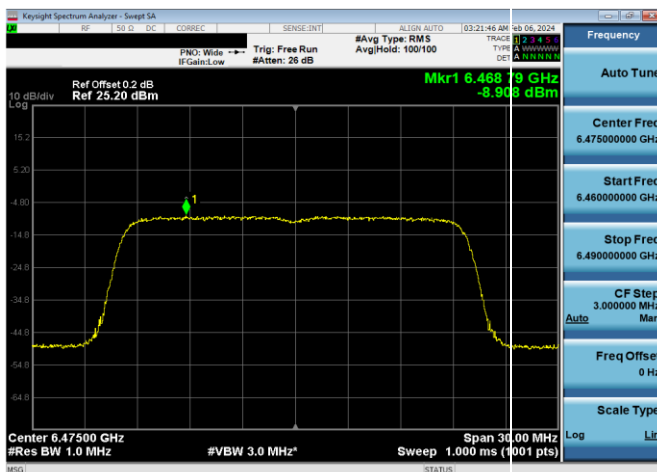
Plot 7-492. Power Spectral Density Plot SDM Primary Antenna 4a LPI (20MHz 802.11ax (UNII Band 6) – Ch. 105, MCS4)



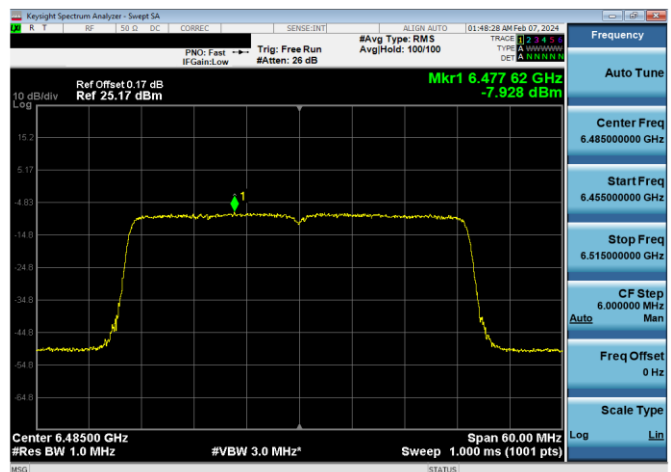
Plot 7-490. Power Spectral Density Plot SDM Primary Antenna 4a LPI (160MHz 802.11ax (UNII Band 5) – Ch. 47, MCS4)



Plot 7-493. Power Spectral Density Plot SDM Primary Antenna WF5B LPI (40MHz 802.11ax (UNII Band 6) – Ch. 107, MCS4)

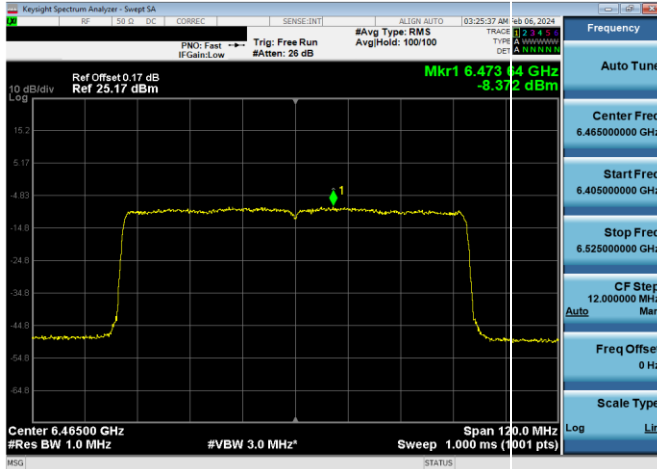


Plot 7-491. Power Spectral Density Plot SDM Primary Antenna WF5B LPI (20MHz 802.11ax (UNII Band 6) – Ch. 105, MCS4)

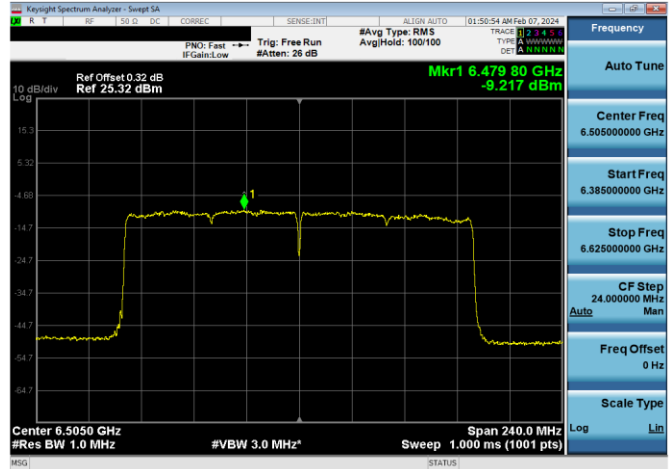


Plot 7-494. Power Spectral Density Plot SDM Primary Antenna 4a LPI (40MHz 802.11ax (UNII Band 6) – Ch. 107, MCS4)

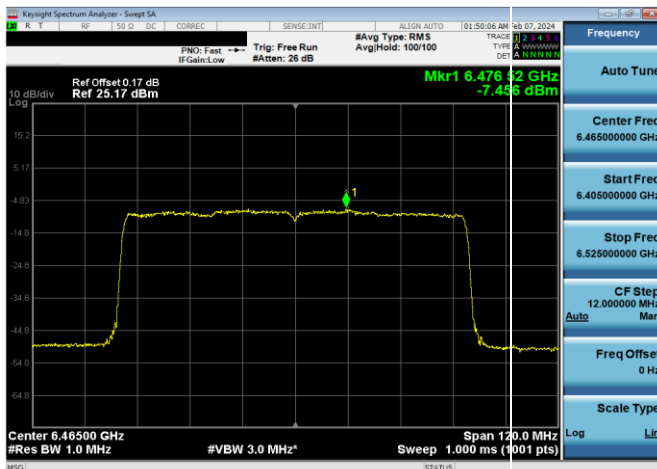
FCC ID: BCGA2837 IC: 579C-A2837		MEASUREMENT REPORT (CERTIFICATION)	Approved by: Technical Manager
Test Report S/N: 1C2311270068-24-R2.BCG	Test Dates: 11/28/2023 - 04/04/2024	EUT Type: Tablet Device	Page 190 of 510



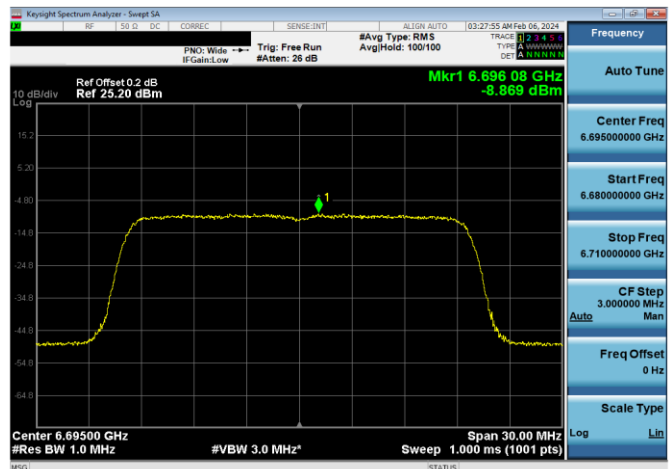
Plot 7-495. Power Spectral Density Plot SDM Primary Antenna WF5B LPI (80MHz 802.11ax (UNII Band 6) – Ch. 103, MCS4)



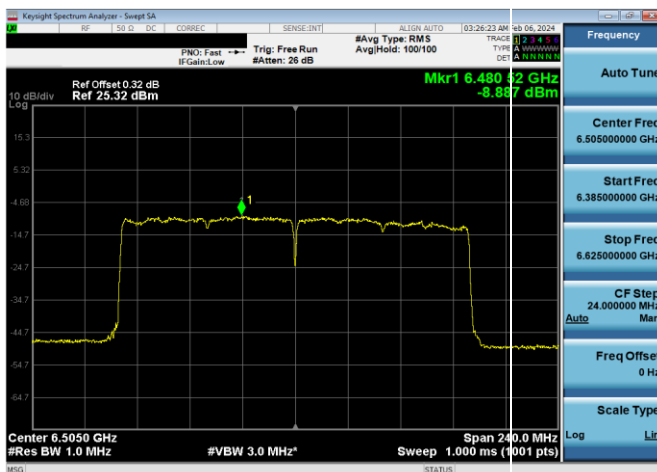
Plot 7-498. Power Spectral Density Plot SDM Primary Antenna 4a LPI (160MHz 802.11ax (UNII Band 6) – Ch. 111, MCS4)



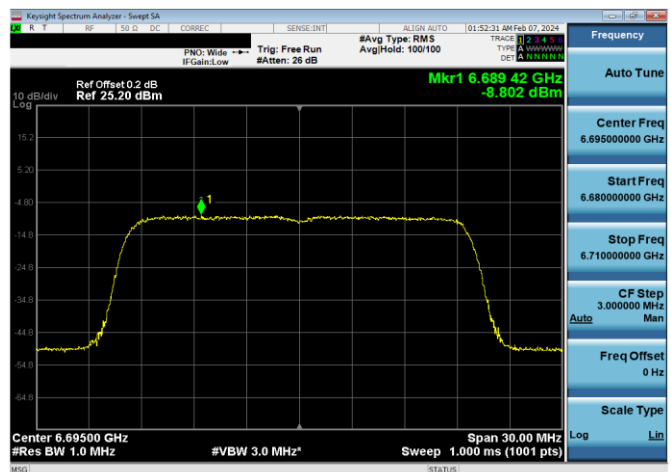
Plot 7-496. Power Spectral Density Plot SDM Primary Antenna 4a LPI (80MHz 802.11ax (UNII Band 6) – Ch. 103, MCS4)



Plot 7-499. Power Spectral Density Plot SDM Primary Antenna WF5B LPI (20MHz 802.11ax (UNII Band 7) – Ch. 149, MCS4)

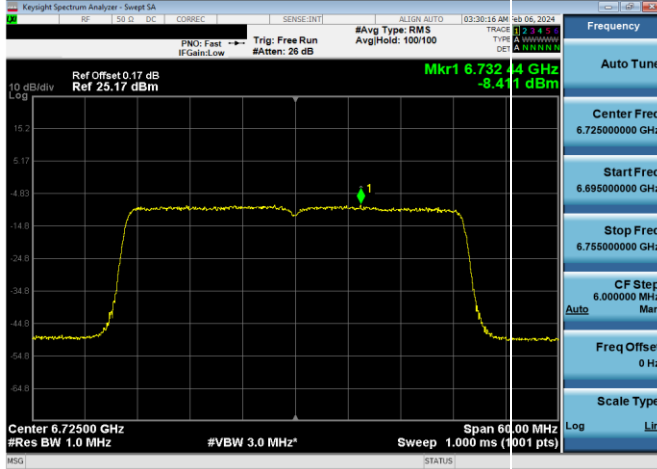


Plot 7-497. Power Spectral Density Plot SDM Primary Antenna WF5B LPI (160MHz 802.11ax (UNII Band 6) – Ch. 111, MCS4)

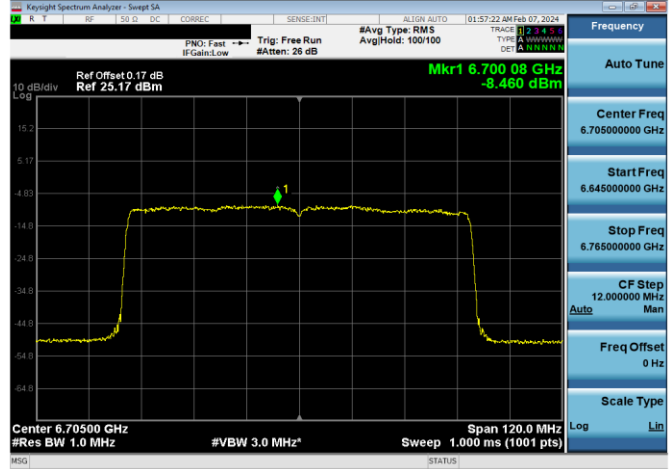


Plot 7-500. Power Spectral Density Plot SDM Primary Antenna 4a LPI (20MHz 802.11ax (UNII Band 7) – Ch. 149, MCS4)

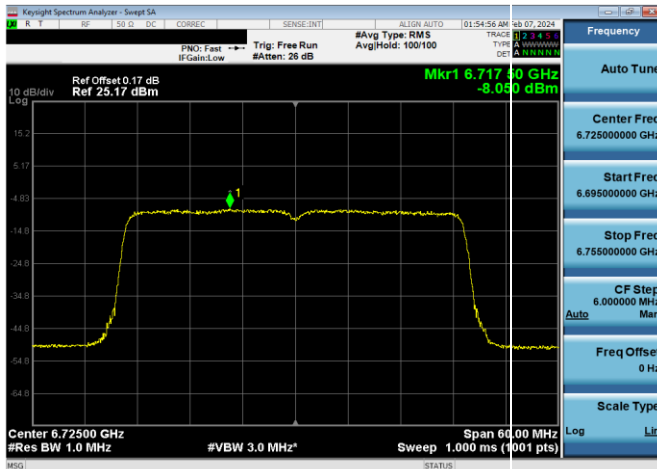
FCC ID: BCGA2837 IC: 579C-A2837		MEASUREMENT REPORT (CERTIFICATION)	Approved by: Technical Manager
Test Report S/N: 1C2311270068-24-R2.BCG	Test Dates: 11/28/2023 - 04/04/2024	EUT Type: Tablet Device	Page 191 of 510



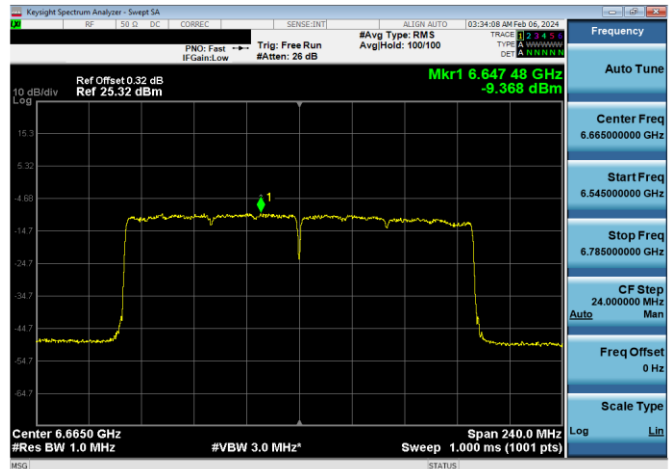
Plot 7-501. Power Spectral Density Plot SDM Primary Antenna WF5B LPI (40MHz 802.11ax (UNII Band 7) – Ch. 155, MCS4)



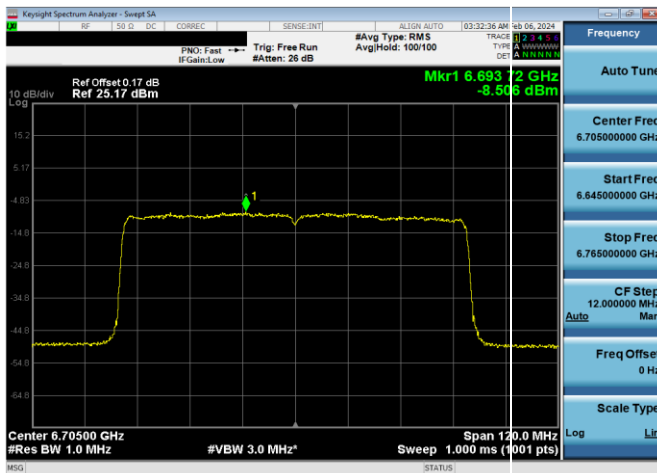
Plot 7-504. Power Spectral Density Plot SDM Primary Antenna 4a LPI (80MHz 802.11 ax (UNII Band 7) – Ch. 151, MCS4)



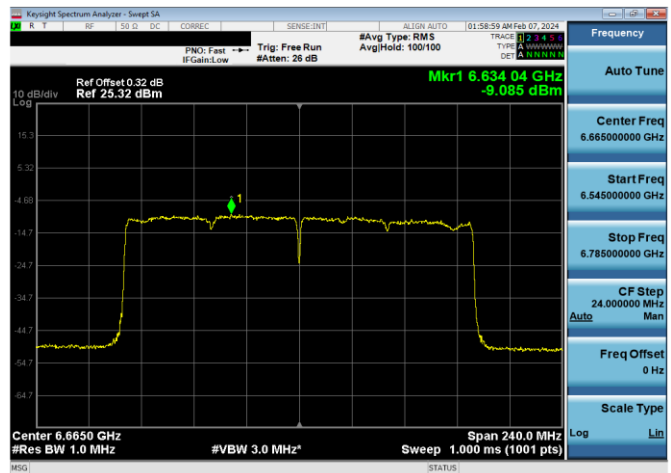
Plot 7-502. Power Spectral Density Plot SDM Primary Antenna 4a LPI (40MHz 802.11ax (UNII Band 7) – Ch. 155, MCS4)



Plot 7-505. Power Spectral Density Plot SDM Primary Antenna WF5B LPI (160MHz 802.11ax (UNII Band 7) – Ch. 143, MCS4)

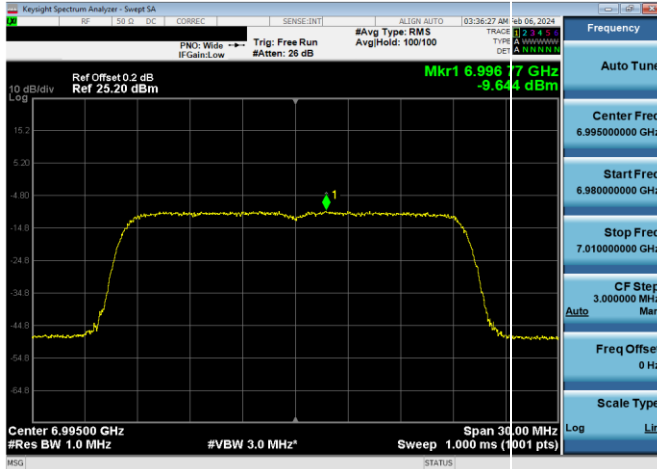


Plot 7-503. Power Spectral Density Plot SDM Primary Antenna WF5B LPI (80MHz 802.11ax (UNII Band 7) – Ch. 151, MCS4)

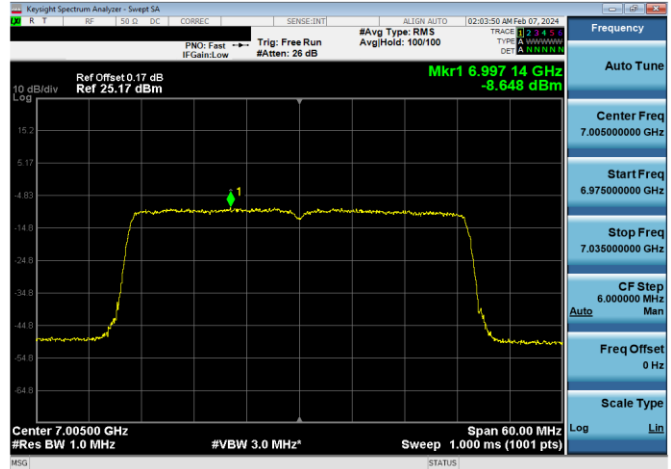


Plot 7-506. Power Spectral Density Plot SDM Primary Antenna 4a LPI (160MHz 802.11ax (UNII Band 7) – Ch. 143, MCS4)

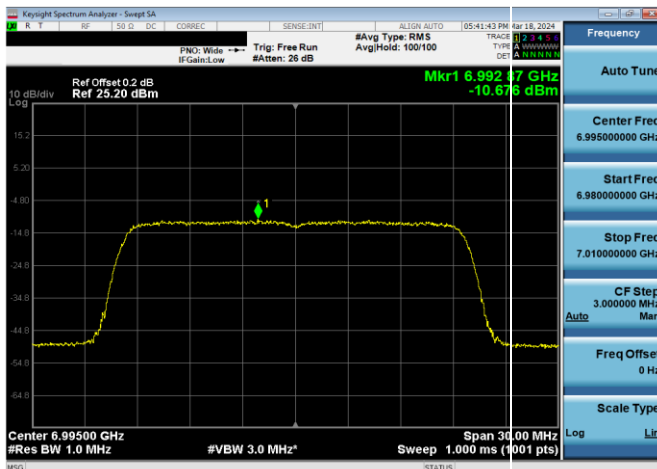
FCC ID: BCGA2837 IC: 579C-A2837		MEASUREMENT REPORT (CERTIFICATION)	Approved by: Technical Manager
Test Report S/N: 1C2311270068-24-R2.BCG	Test Dates: 11/28/2023 - 04/04/2024	EUT Type: Tablet Device	Page 192 of 510



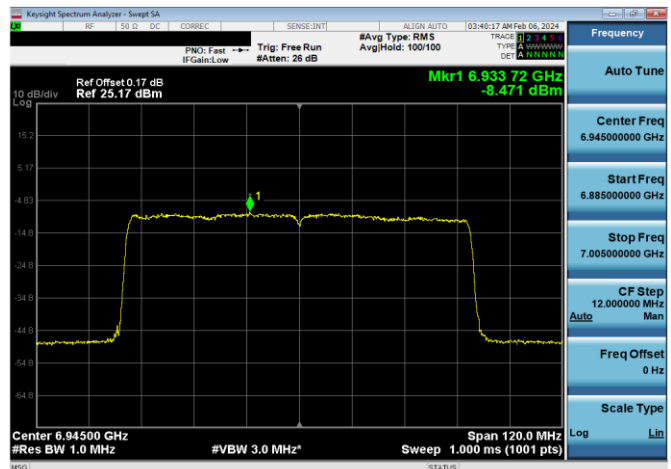
Plot 7-507. Power Spectral Density Plot SDM Primary Antenna WF5B LPI (20MHz 802.11ax (UNII Band 8) – Ch. 209, MCS4)



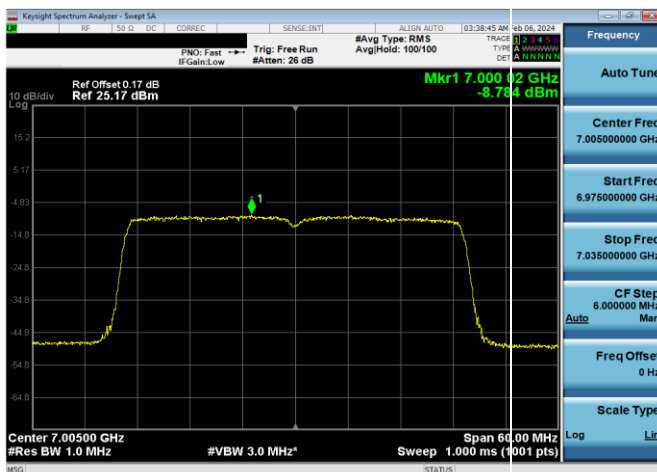
Plot 7-510. Power Spectral Density Plot SDM Primary Antenna 4a LPI (40MHz 802.11ax (UNII Band 8) – Ch. 211, MCS4)



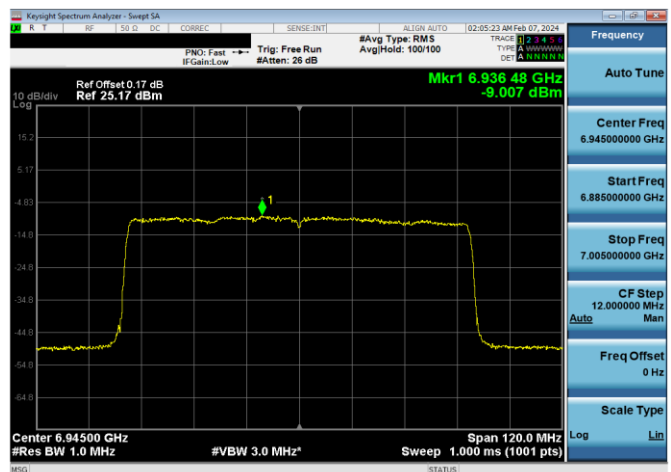
Plot 7-508. Power Spectral Density Plot SDM Primary Antenna 4a LPI (20MHz 802.11ax (UNII Band 8) – Ch. 209, MCS4)



Plot 7-511. Power Spectral Density Plot SDM Primary Antenna WF5B LPI (80MHz 802.11ax (UNII Band 8) – Ch. 199, MCS4)

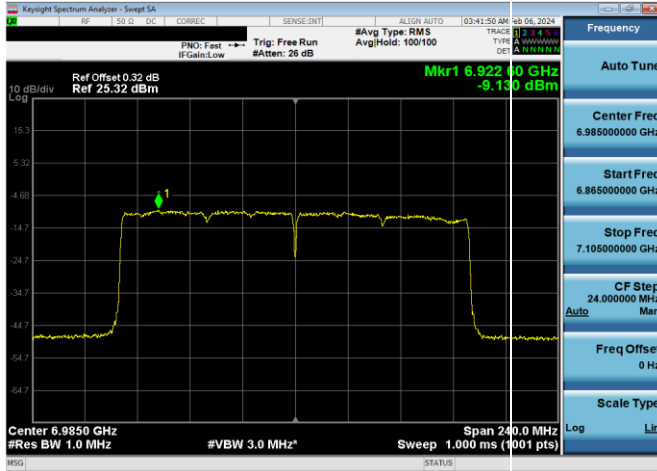


Plot 7-509. Power Spectral Density Plot SDM Primary Antenna WF5B LPI (40MHz 802.11ax (UNII Band 8) – Ch. 211, MCS4)

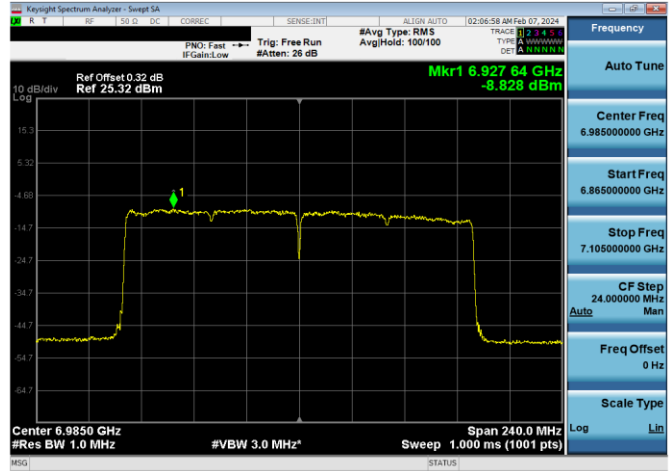


Plot 7-512. Power Spectral Density Plot SDM Primary Antenna 4a LPI (80MHz 802.11ax (UNII Band 8) – Ch. 199, MCS4)

FCC ID: BCGA2837 IC: 579C-A2837		MEASUREMENT REPORT (CERTIFICATION)	Approved by: Technical Manager
Test Report S/N: 1C2311270068-24-R2.BCG	Test Dates: 11/28/2023 - 04/04/2024	EUT Type: Tablet Device	Page 193 of 510



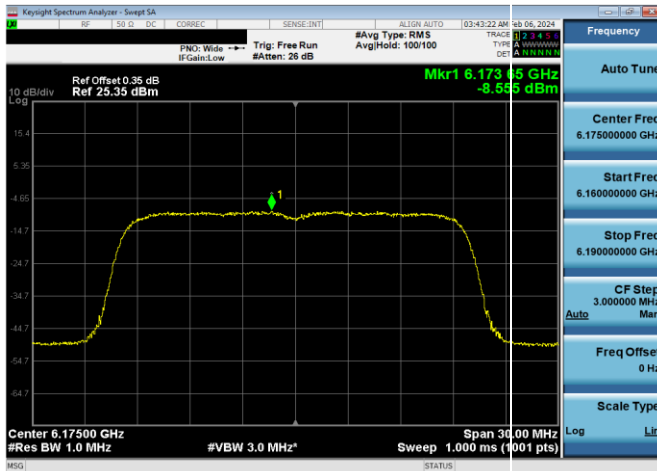
Plot 7-513. Power Spectral Density Plot SDM Primary Antenna WF5B LPI (160MHz 802.11ax (UNII Band 8) – Ch. 207, MCS4)



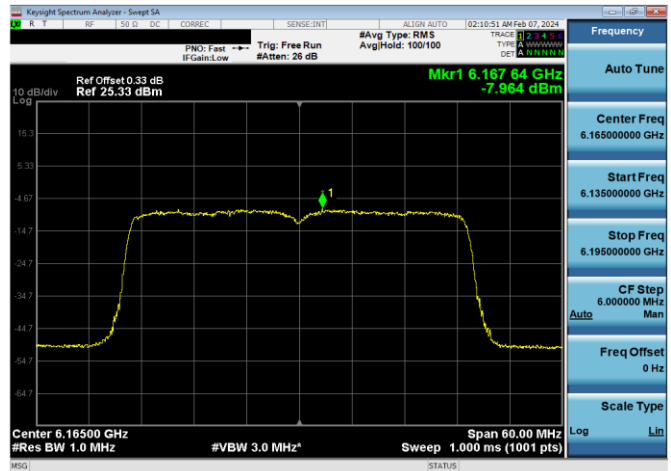
Plot 7-514. Power Spectral Density Plot SDM Primary Antenna 4a LPI (160MHz 802.11ax (UNII Band 8) – Ch. 207, MCS4)

FCC ID: BCGA2837 IC: 579C-A2837		MEASUREMENT REPORT (CERTIFICATION)	Approved by: Technical Manager
Test Report S/N: 1C2311270068-24-R2.BCG	Test Dates: 11/28/2023 - 04/04/2024	EUT Type: Tablet Device	Page 194 of 510

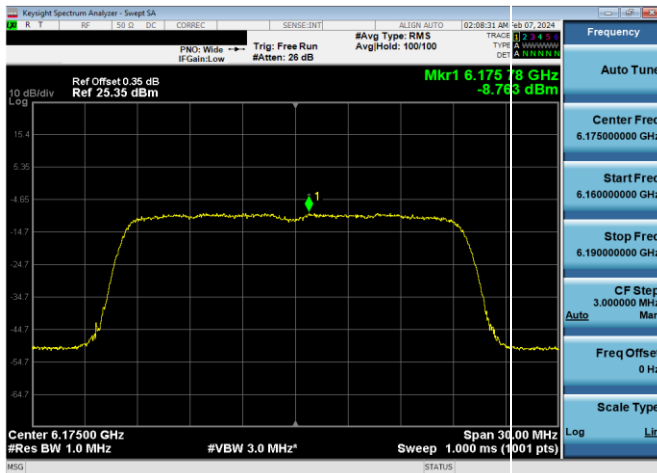
High Data Rate



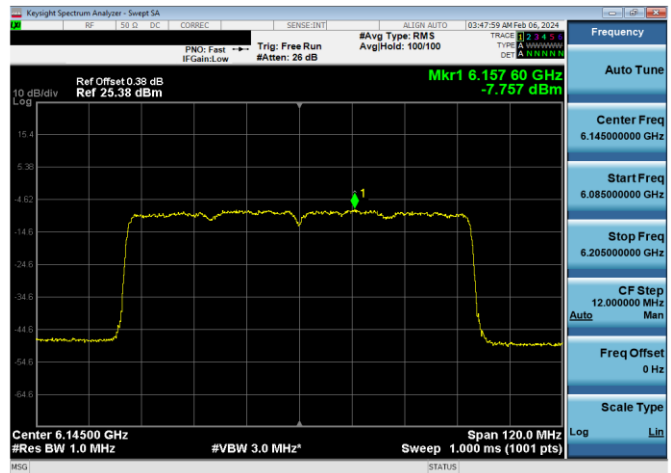
Plot 7-515. Power Spectral Density Plot SDM Primary Antenna WF5B LPI (20MHz 802.11ax (UNII Band 5) – Ch. 45, MCS11)



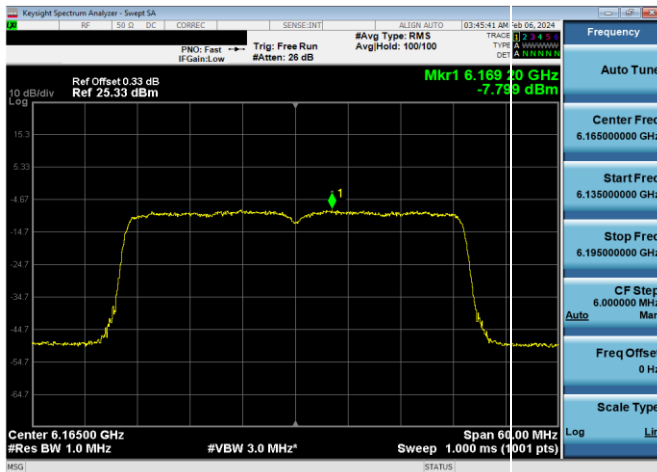
Plot 7-518. Power Spectral Density Plot SDM Primary Antenna 4a LPI (40MHz 802.11ax (UNII Band 5) – Ch. 43, MCS11)



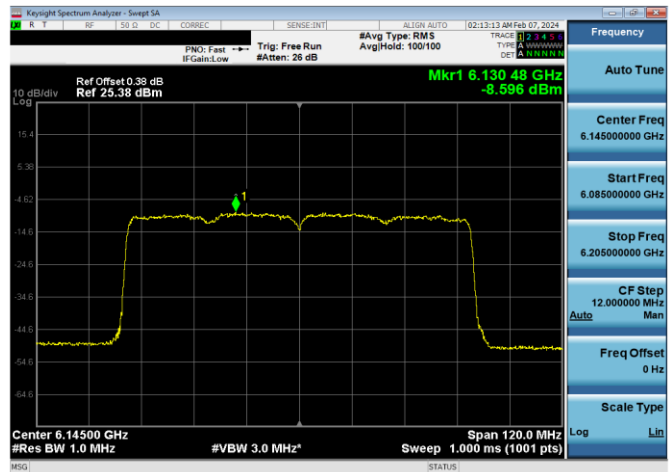
Plot 7-516. Power Spectral Density Plot SDM Primary Antenna 4a LPI (20MHz 802.11ax (UNII Band 5) – Ch. 45, MCS11)



Plot 7-519. Power Spectral Density Plot SDM Primary Antenna WF5B LPI (80MHz 802.11ax (UNII Band 5) – Ch. 39, MCS11)



Plot 7-517. Power Spectral Density Plot SDM Primary Antenna WF5B LPI (40MHz 802.11ax (UNII Band 5) – Ch. 43, MCS11)

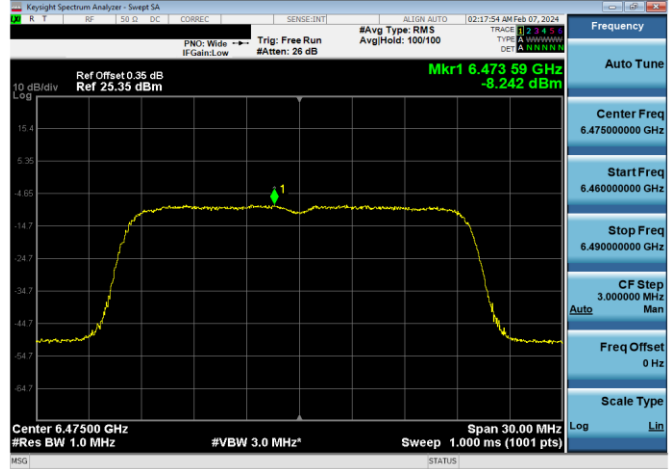


Plot 7-520. Power Spectral Density Plot SDM Primary Antenna 4a LPI (80MHz 802.11ax (UNII Band 5) – Ch. 39, MCS11)

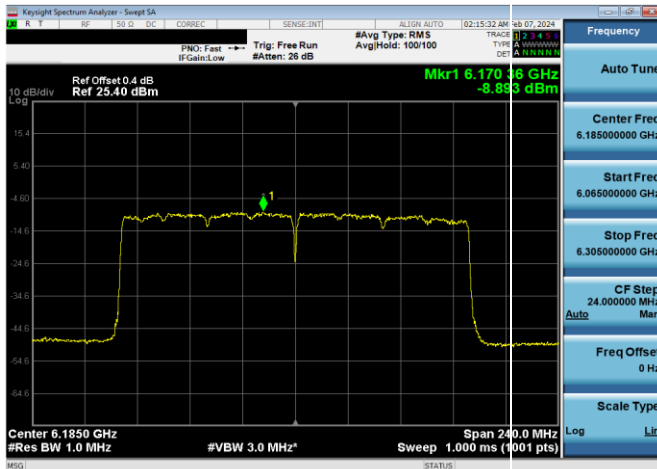
FCC ID: BCGA2837 IC: 579C-A2837		MEASUREMENT REPORT (CERTIFICATION)	Approved by: Technical Manager
Test Report S/N: 1C2311270068-24-R2.BCG	Test Dates: 11/28/2023 - 04/04/2024	EUT Type: Tablet Device	Page 195 of 510



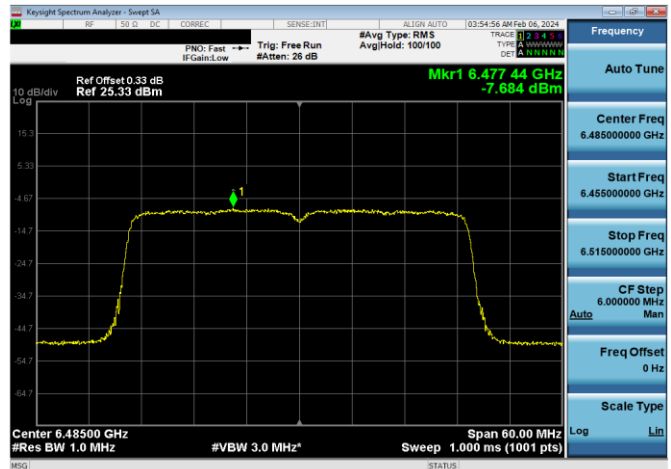
Plot 7-521. Power Spectral Density Plot SDM Primary Antenna WF5B LPI (160MHz 802.11ax (UNII Band 5) – Ch. 47, MCS11)



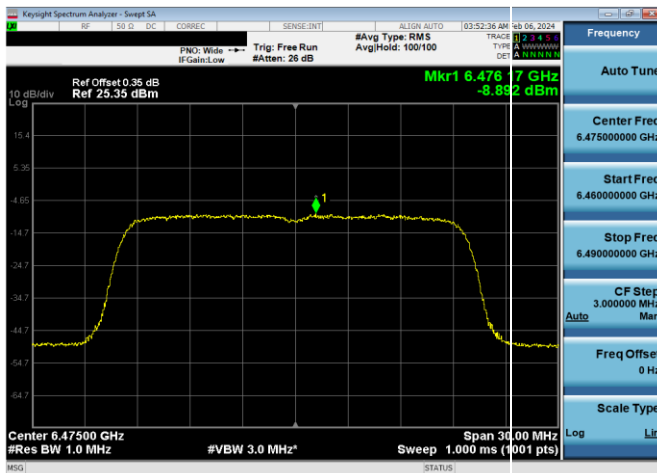
Plot 7-524. Power Spectral Density Plot SDM Primary Antenna 4a LPI (20MHz 802.11ax (UNII Band 6) – Ch. 105, MCS11)



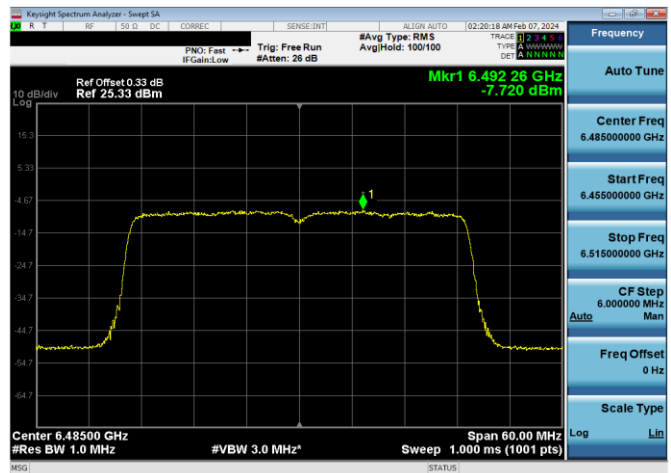
Plot 7-522. Power Spectral Density Plot SDM Primary Antenna 4a LPI (160MHz 802.11ax (UNII Band 5) – Ch. 47, MCS11)



Plot 7-525. Power Spectral Density Plot SDM Primary Antenna WF5B LPI (40MHz 802.11ax (UNII Band 6) – Ch. 107, MCS11)

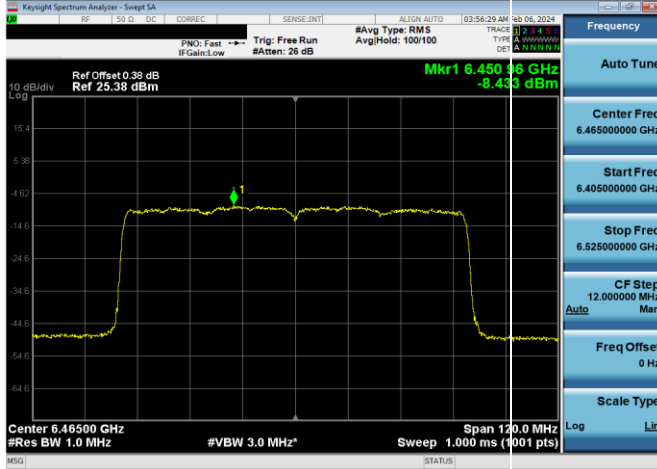


Plot 7-523. Power Spectral Density Plot SDM Primary Antenna WF5B LPI (20MHz 802.11ax (UNII Band 6) – Ch. 105, MCS11)

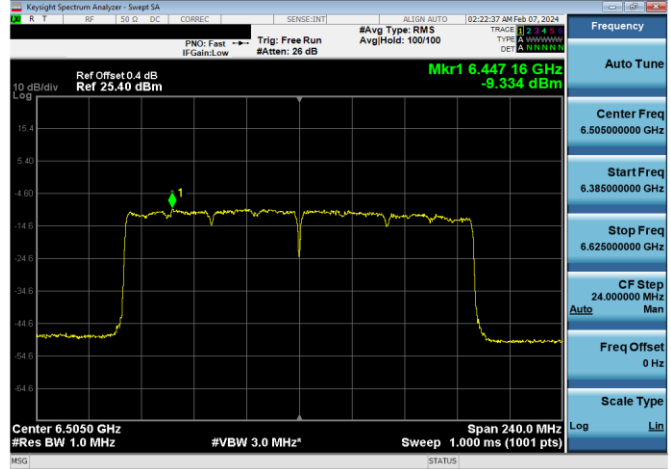


Plot 7-526. Power Spectral Density Plot SDM Primary Antenna 4a LPI (40MHz 802.11ax (UNII Band 6) – Ch. 107, MCS11)

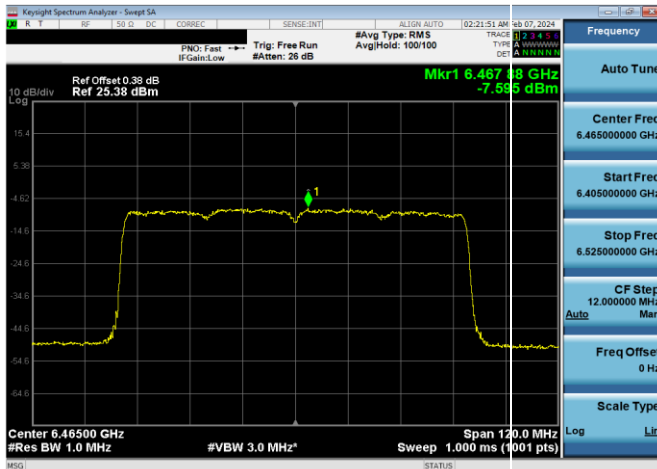
FCC ID: BCGA2837 IC: 579C-A2837		MEASUREMENT REPORT (CERTIFICATION)	Approved by: Technical Manager
Test Report S/N: 1C2311270068-24-R2.BCG	Test Dates: 11/28/2023 - 04/04/2024	EUT Type: Tablet Device	Page 196 of 510



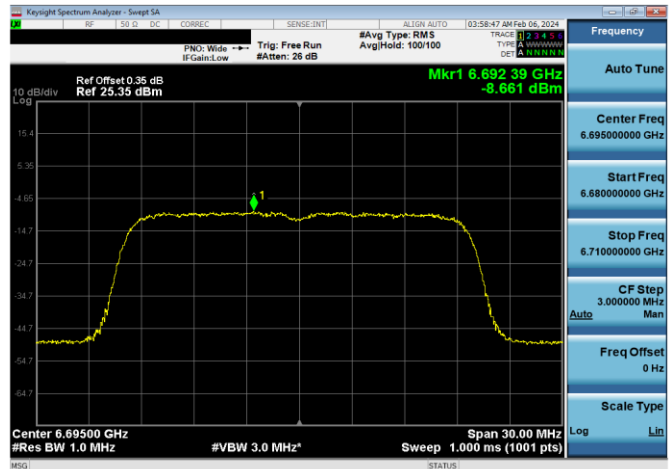
Plot 7-527. Power Spectral Density Plot SDM Primary Antenna WF5B LPI (80MHz 802.11ax (UNII Band 6) – Ch. 103, MCS11)



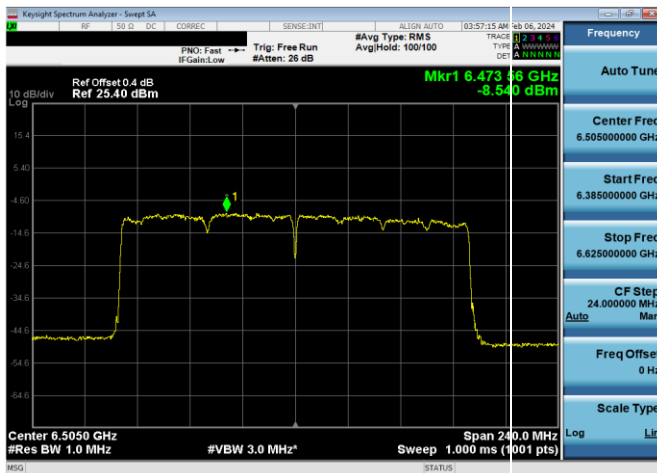
Plot 7-530. Power Spectral Density Plot SDM Primary Antenna 4a LPI (160MHz 802.11ax (UNII Band 6) – Ch. 111, MCS11)



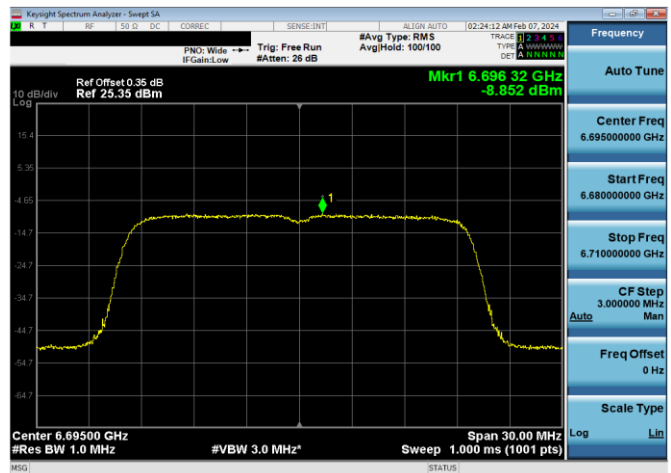
Plot 7-528. Power Spectral Density Plot SDM Primary Antenna 4a LPI (80MHz 802.11ax (UNII Band 6) – Ch. 103, MCS11)



Plot 7-531. Power Spectral Density Plot SDM Primary Antenna WF5B LPI (20MHz 802.11ax (UNII Band 7) – Ch. 149, MCS11)



Plot 7-529. Power Spectral Density Plot SDM Primary Antenna WF5B LPI (160MHz 802.11ax (UNII Band 6) – Ch. 111, MCS11)



Plot 7-532. Power Spectral Density Plot SDM Primary Antenna 4a LPI (20MHz 802.11ax (UNII Band 7) – Ch. 149, MCS11)

FCC ID: BCGA2837 IC: 579C-A2837		MEASUREMENT REPORT (CERTIFICATION)	Approved by: Technical Manager
Test Report S/N: 1C2311270068-24-R2.BCG	Test Dates: 11/28/2023 - 04/04/2024	EUT Type: Tablet Device	Page 197 of 510