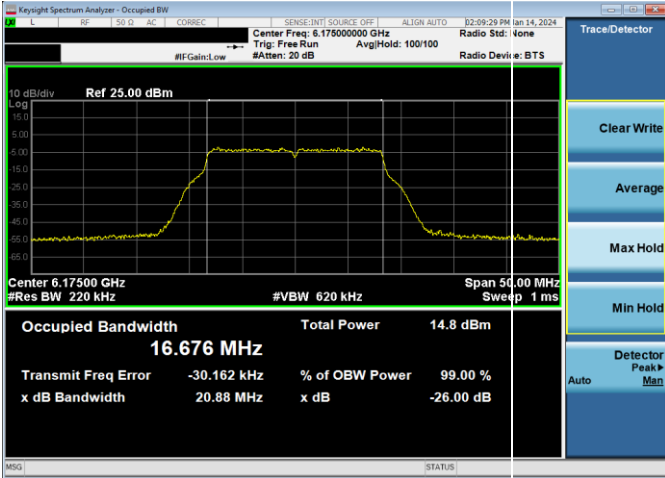
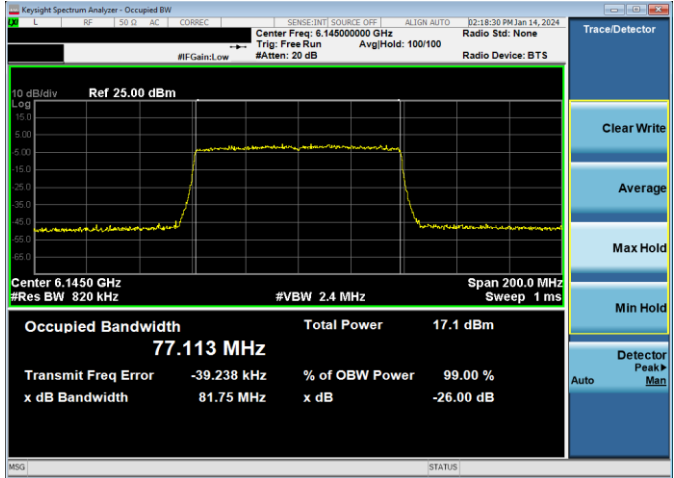


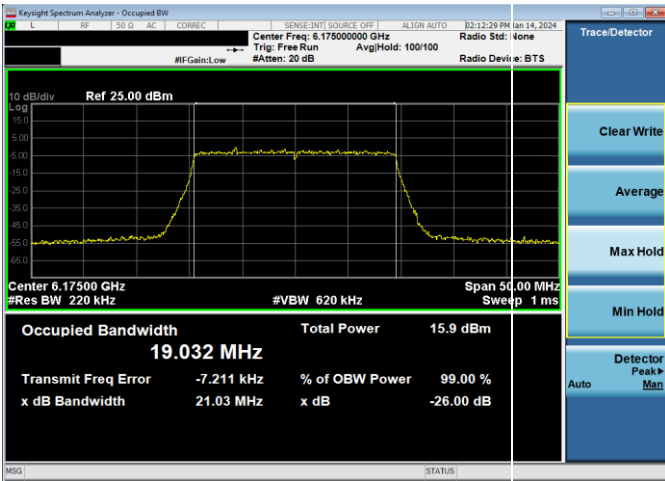
Mid Data Rate



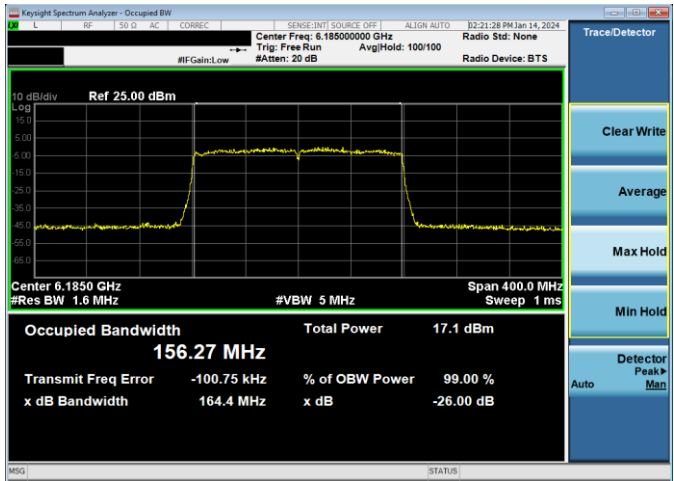
Plot 7-141. 26dB & 99% Bandwidth Plot Antenna 2a (20MHz 802.11a (UNII Band 5) – Ch. 45, 24Mbps)



Plot 7-144. 26dB & 99% Bandwidth Plot Antenna 2a (80MHz 802.11ax (UNII Band 5) – Ch. 39, MCS4)



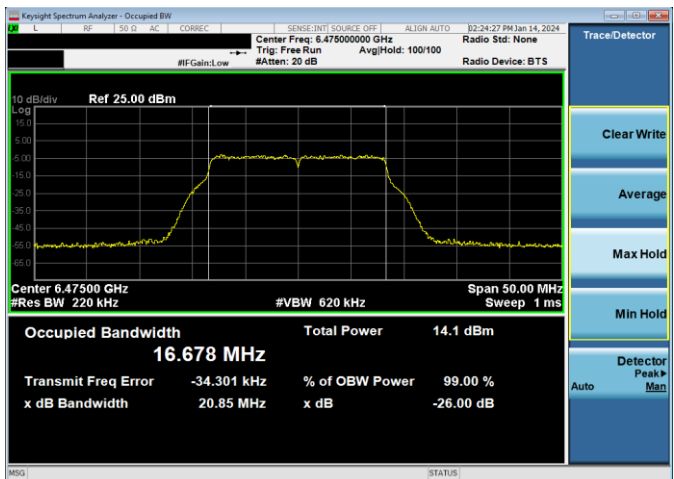
Plot 7-142. 26dB & 99% Bandwidth Plot Antenna 2a (20MHz 802.11ax (UNII Band 5) – Ch. 45, MCS4)



Plot 7-145. 26dB & 99% Bandwidth Plot Antenna 2a (160MHz 802.11ax (UNII Band 5) – Ch. 47, MCS4)

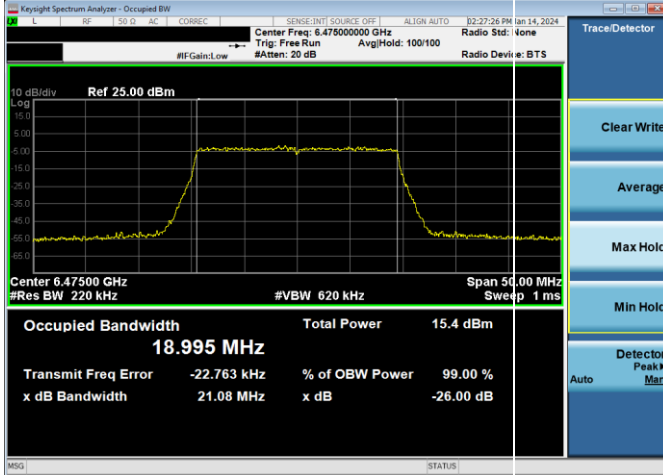


Plot 7-143. 26dB & 99% Bandwidth Plot Antenna 2a (40MHz 802.11ax (UNII Band 5) – Ch. 43, MCS4)

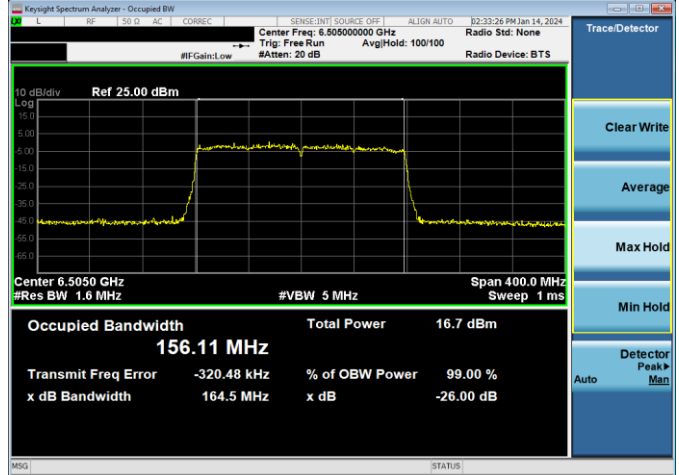


Plot 7-146. 26dB & 99% Bandwidth Plot Antenna 2a (20MHz 802.11a (UNII Band 6) – Ch. 105, 24Mbps)

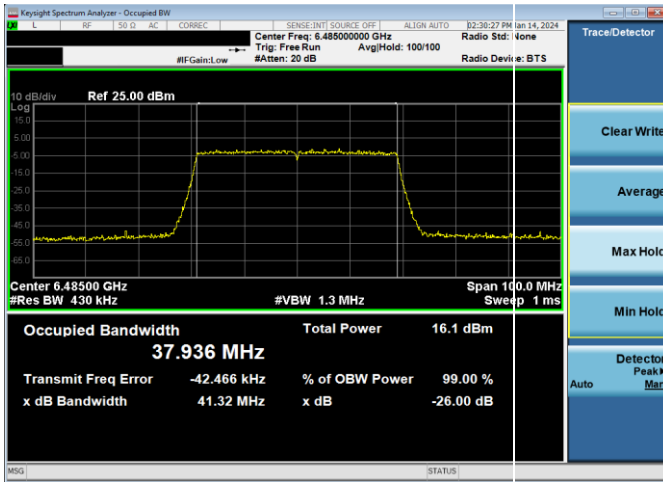
FCC ID: BCGA2837 IC: 579C-A2837		MEASUREMENT REPORT (CERTIFICATION)	Approved by: Technical Manager
Test Report S/N: 1C2311270068-24-R2.BCG	Test Dates: 11/28/2023 - 04/04/2024	EUT Type: Tablet Device	Page 57 of 510



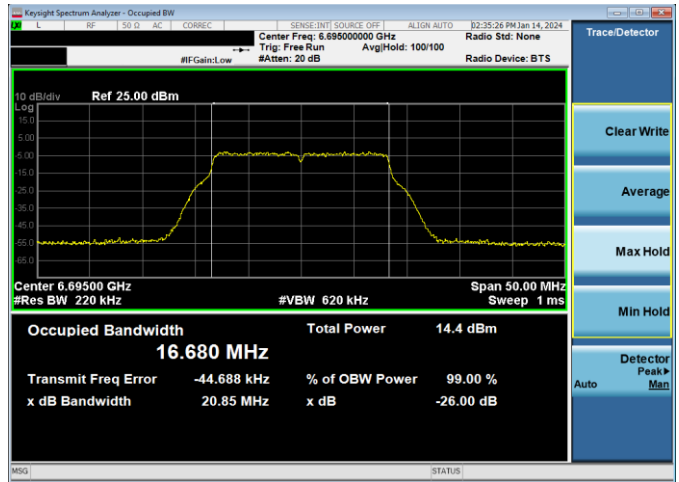
Plot 7-147. 26dB & 99% Bandwidth Plot Antenna 2a (20MHz 802.11ax (UNII Band 6) – Ch. 105, MCS4)



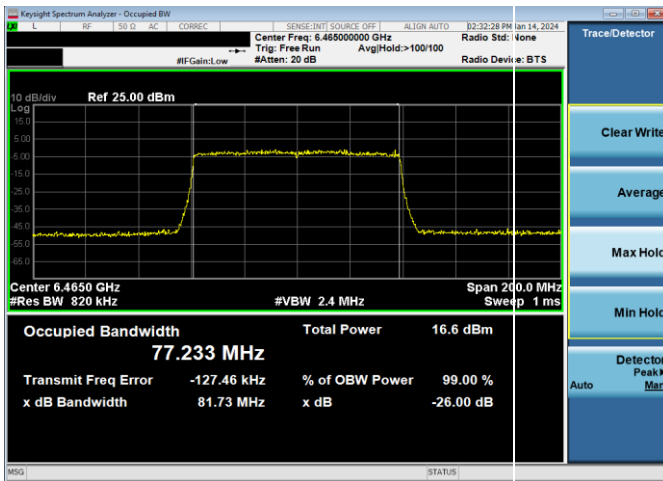
Plot 7-150. 26dB & 99% Bandwidth Plot Antenna 2a (160MHz 802.11ax (UNII Band 6) – Ch. 111, MCS4)



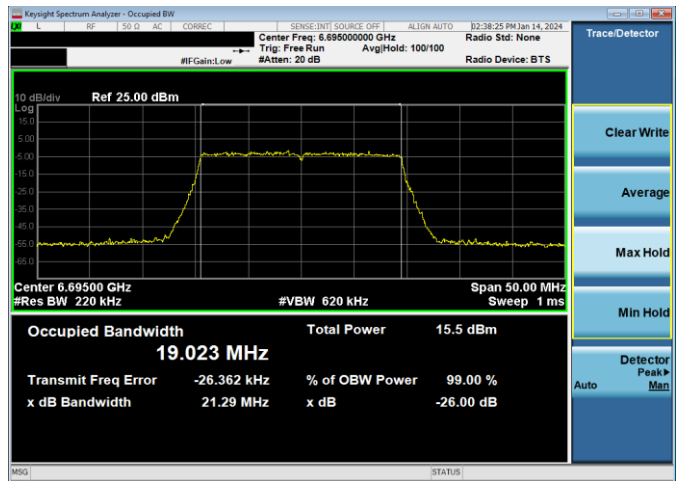
Plot 7-148. 26dB & 99% Bandwidth Plot Antenna 2a (40MHz 802.11ax (UNII Band 6) – Ch. 107, MCS4)



Plot 7-151. 26dB & 99% Bandwidth Plot Antenna 2a (20MHz 802.11a (UNII Band 7) – Ch. 149, 24Mbps)

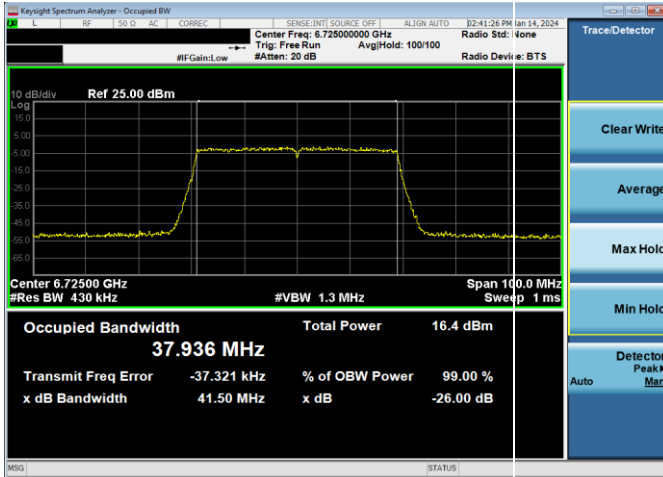


Plot 7-149. 26dB & 99% Bandwidth Plot Antenna 2a (80MHz 802.11ax (UNII Band 6) – Ch. 103, MCS4)

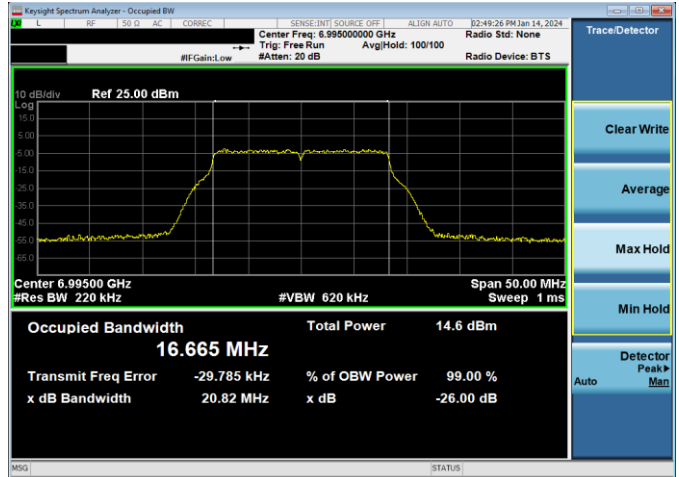


Plot 7-152. 26dB & 99% Bandwidth Plot Antenna 2a (20MHz 802.11ax (UNII Band 7) – Ch. 149, MCS4)

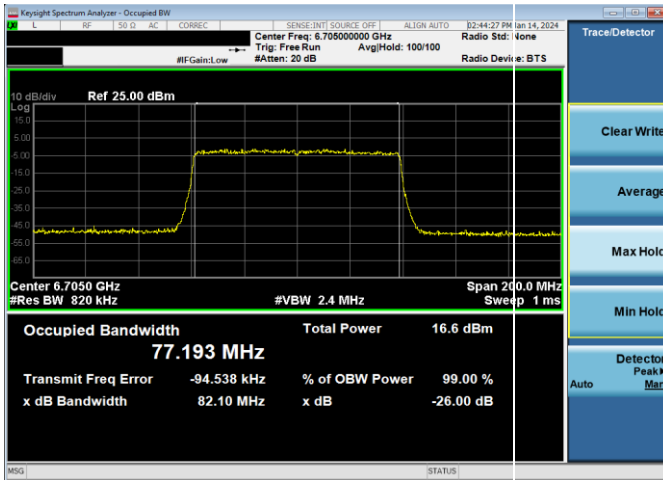
FCC ID: BCGA2837 IC: 579C-A2837		MEASUREMENT REPORT (CERTIFICATION)	Approved by: Technical Manager
Test Report S/N: 1C2311270068-24-R2.BCG	Test Dates: 11/28/2023 - 04/04/2024	EUT Type: Tablet Device	Page 58 of 510



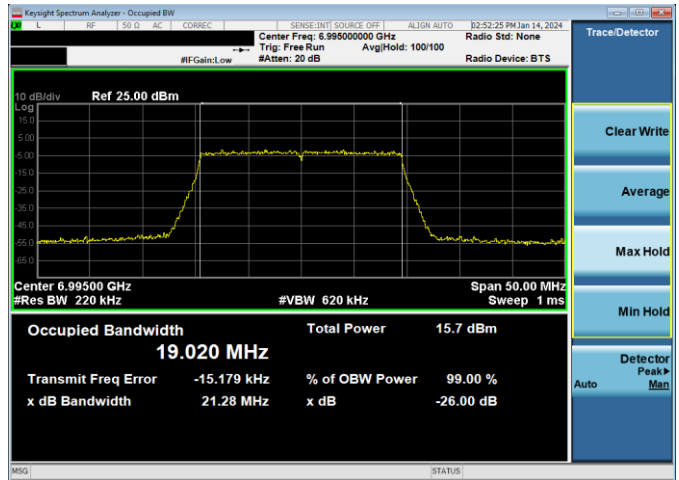
Plot 7-153. 26dB & 99% Bandwidth Plot Antenna 2a (40MHz 802.11ax (UNII Band 7) – Ch. 155, MCS4)



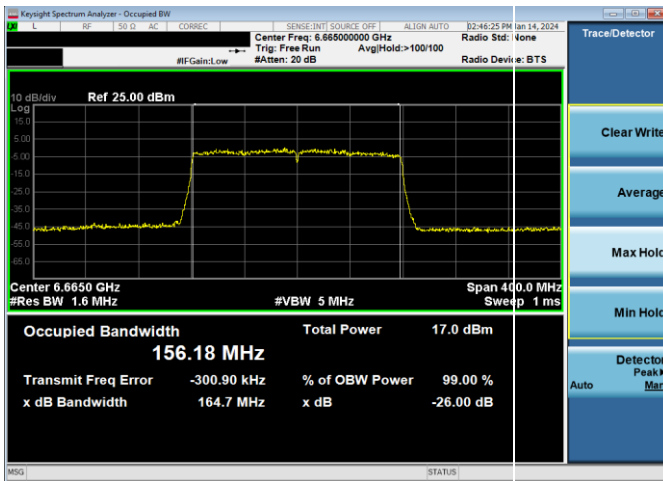
Plot 7-156. 26dB & 99% Bandwidth Plot Antenna 2a (20MHz 802.11a (UNII Band 8) – Ch. 209, 24Mbps)



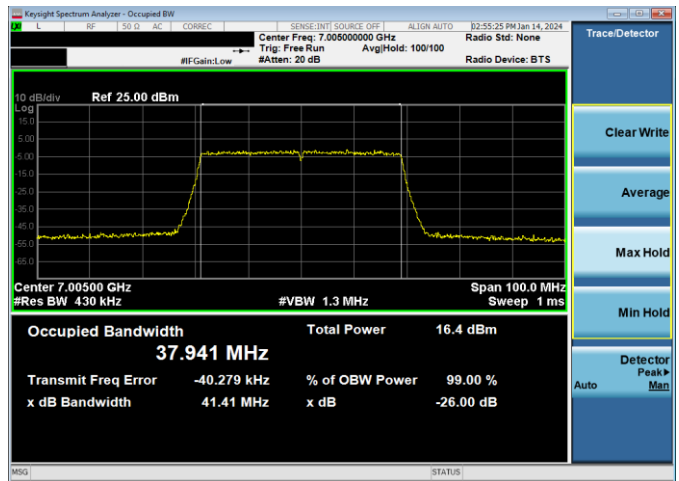
Plot 7-154. 26dB & 99% Bandwidth Plot Antenna 2a (80MHz 802.11ax (UNII Band 7) – Ch. 151, MCS4)



Plot 7-157. 26dB & 99% Bandwidth Plot Antenna 2a (20MHz 802.11ax (UNII Band 8) – Ch. 209, MCS4)

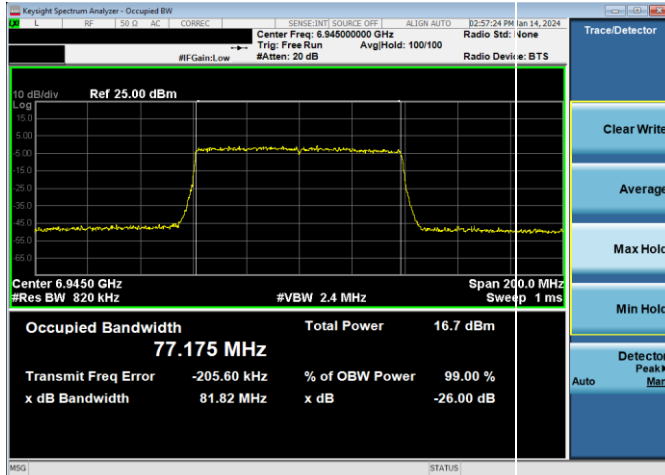


Plot 7-155. 26dB & 99% Bandwidth Plot Antenna 2a (160MHz 802.11ax (UNII Band 7) – Ch. 143, MCS4)

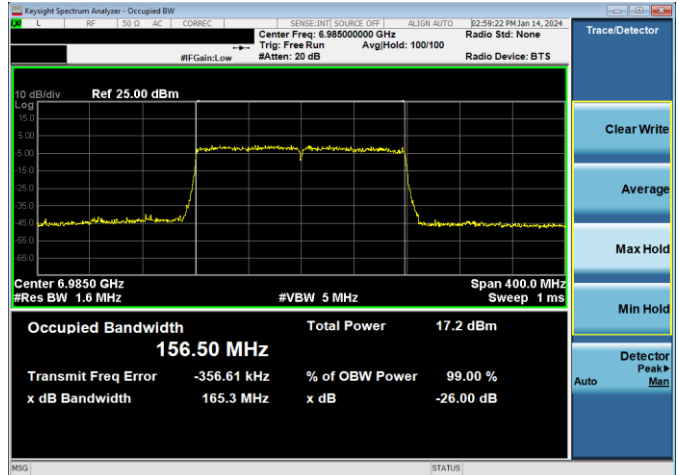


Plot 7-158. 26dB & 99% Bandwidth Plot Antenna 2a (40MHz 802.11ax (UNII Band 8) – Ch. 211, MCS4)

FCC ID: BCGA2837 IC: 579C-A2837		MEASUREMENT REPORT (CERTIFICATION)	Approved by: Technical Manager
Test Report S/N: 1C2311270068-24-R2.BCG	Test Dates: 11/28/2023 - 04/04/2024	EUT Type: Tablet Device	Page 59 of 510



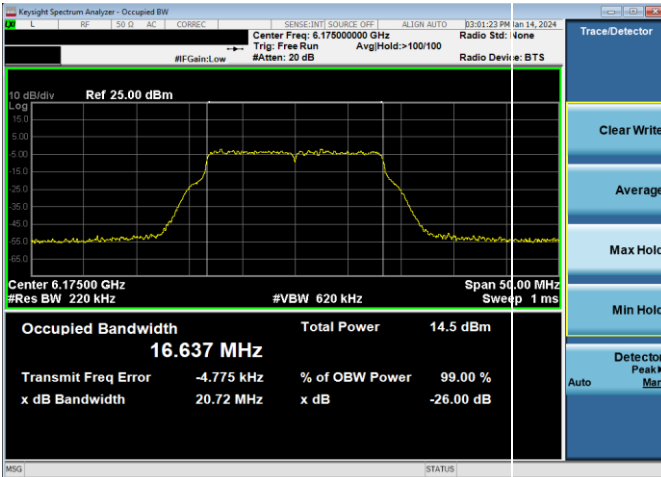
Plot 7-159. 26dB & 99% Bandwidth Plot Antenna 2a (80MHz 802.11ax (UNII Band 8) – Ch. 199, MCS4)



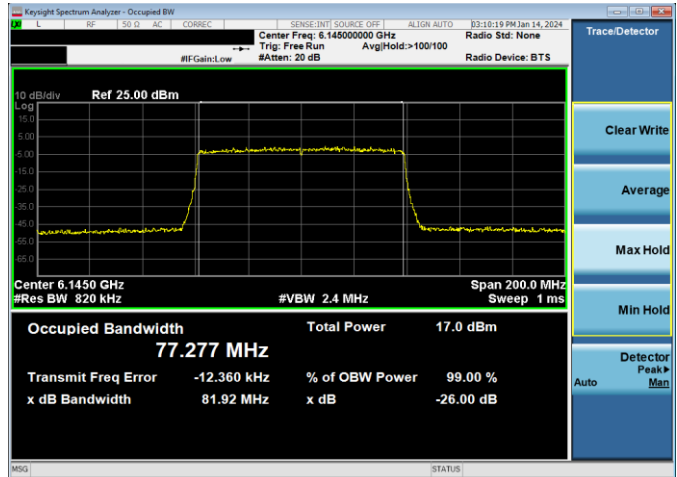
Plot 7-160. 26dB & 99% Bandwidth Plot Antenna 2a (160MHz 802.11ax (UNII Band 8) – Ch. 207, MCS4)

FCC ID: BCGA2837 IC: 579C-A2837		MEASUREMENT REPORT (CERTIFICATION)	Approved by: Technical Manager
Test Report S/N: 1C2311270068-24-R2.BCG	Test Dates: 11/28/2023 - 04/04/2024	EUT Type: Tablet Device	Page 60 of 510

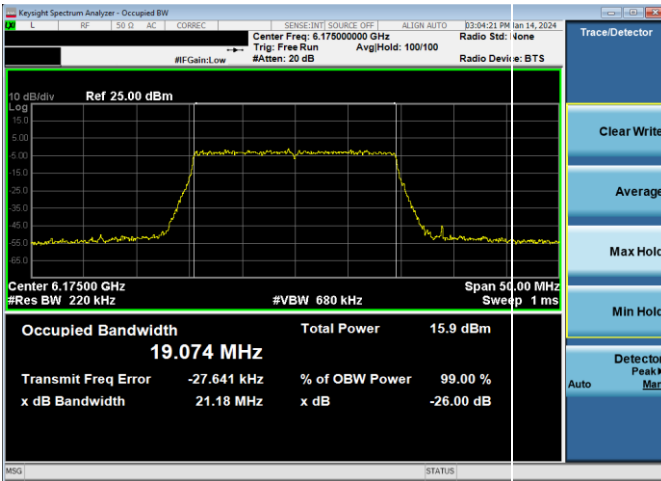
### High Data Rate



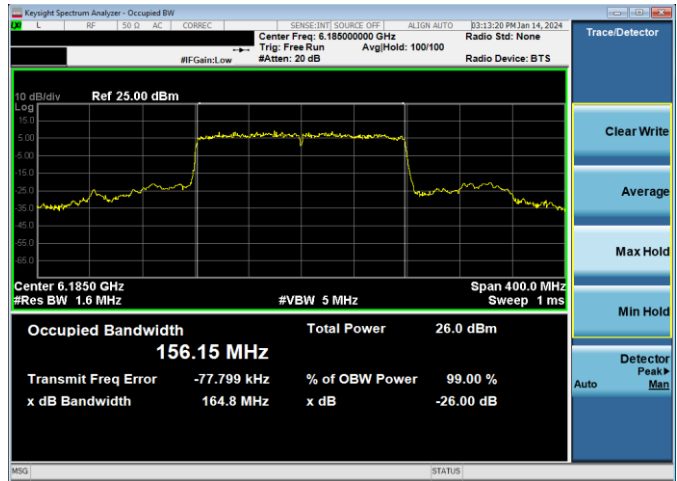
Plot 7-161. 26dB & 99% Bandwidth Plot Antenna 2a (20MHz 802.11a (UNII Band 5) – Ch. 45, 54Mbps)



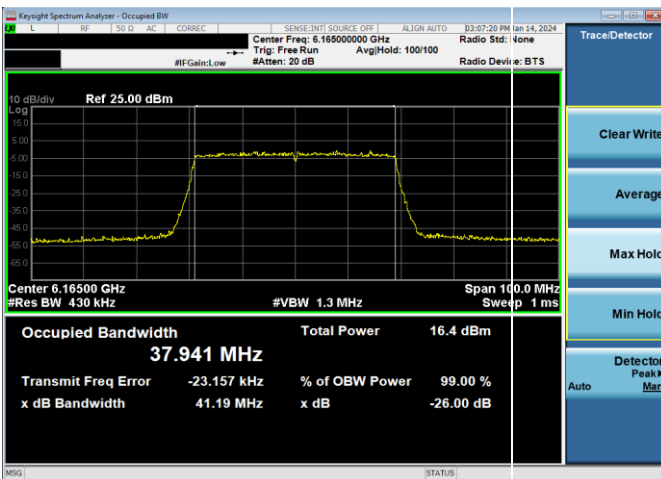
Plot 7-164. 26dB & 99% Bandwidth Plot Antenna 2a (80MHz 802.11ax (UNII Band 5) – Ch. 39, MCS11)



Plot 7-162. 26dB & 99% Bandwidth Plot Antenna 2a (20MHz 802.11ax (UNII Band 5) – Ch. 45, MCS11)



Plot 7-165. 26dB & 99% Bandwidth Plot Antenna 2a (160MHz 802.11ax (UNII Band 5) – Ch. 47, MCS11)

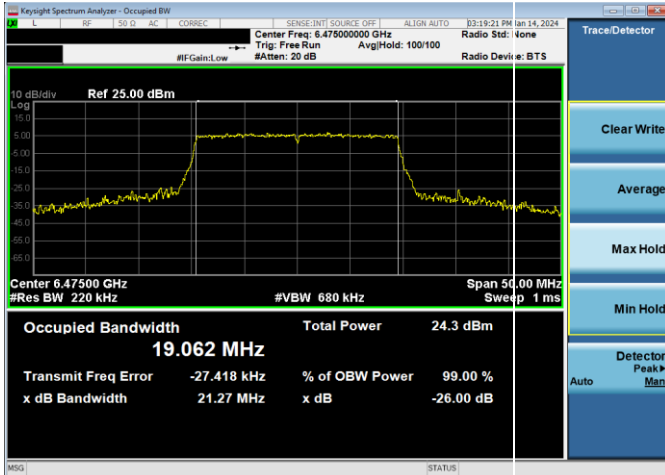


Plot 7-163. 26dB & 99% Bandwidth Plot Antenna 2a (40MHz 802.11ax (UNII Band 5) – Ch. 43, MCS11)

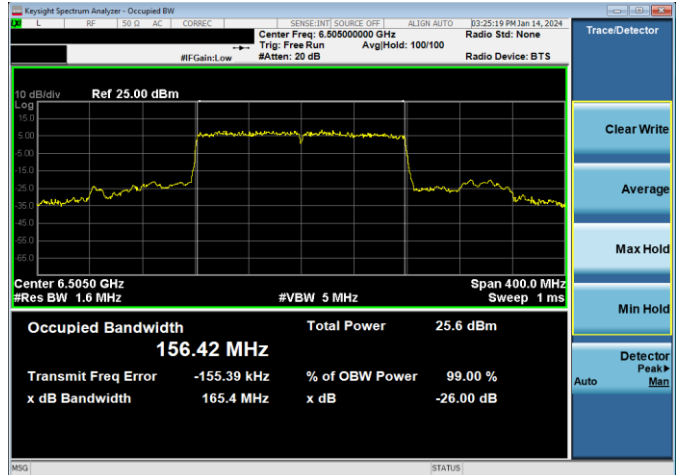


Plot 7-166. 26dB & 99% Bandwidth Plot Antenna 2a (20MHz 802.11a (UNII Band 6) – Ch. 105, 54Mbps)

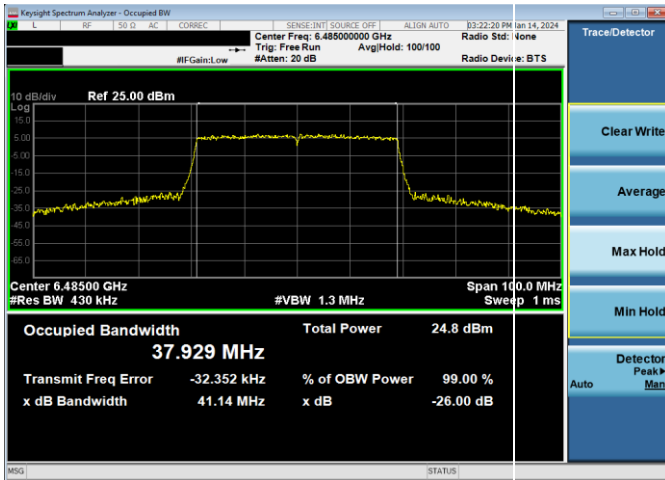
FCC ID: BCGA2837 IC: 579C-A2837		MEASUREMENT REPORT (CERTIFICATION)	Approved by: Technical Manager
Test Report S/N: 1C2311270068-24-R2.BCG	Test Dates: 11/28/2023 - 04/04/2024	EUT Type: Tablet Device	Page 61 of 510



Plot 7-167. 26dB & 99% Bandwidth Plot Antenna 2a (20MHz 802.11ax (UNII Band 6) – Ch. 105, MCS11)



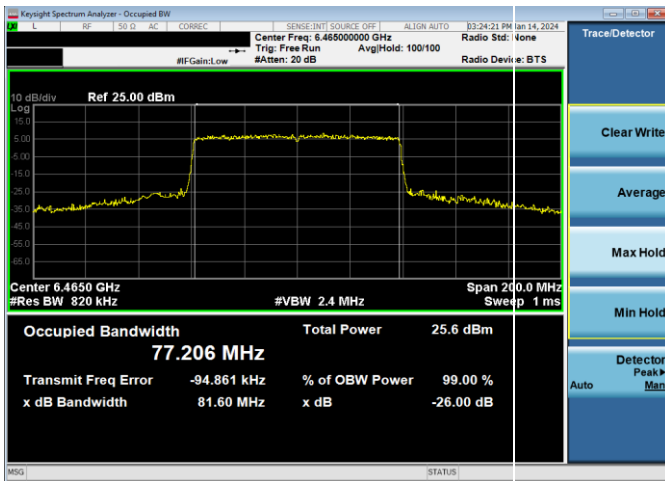
Plot 7-170. 26dB & 99% Bandwidth Plot Antenna 2a (160MHz 802.11ax (UNII Band 6) – Ch. 111, MCS11)



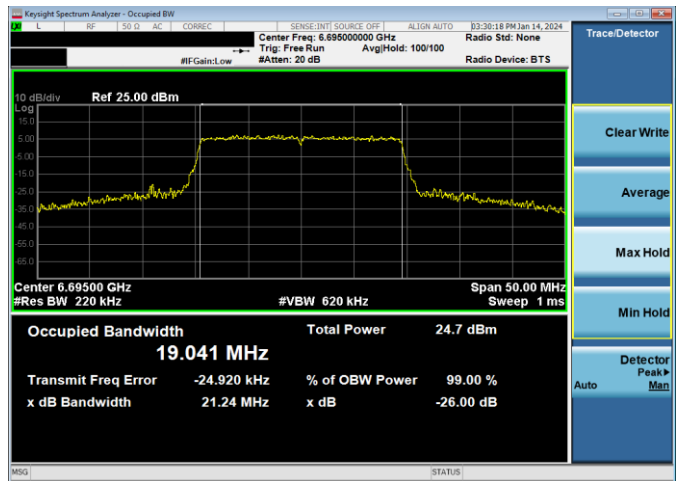
Plot 7-168. 26dB & 99% Bandwidth Plot Antenna 2a (40MHz 802.11ax (UNII Band 6) – Ch. 107, MCS11)



Plot 7-171. 26dB & 99% Bandwidth Plot Antenna 2a (20MHz 802.11a (UNII Band 7) – Ch. 149, 54Mbps)

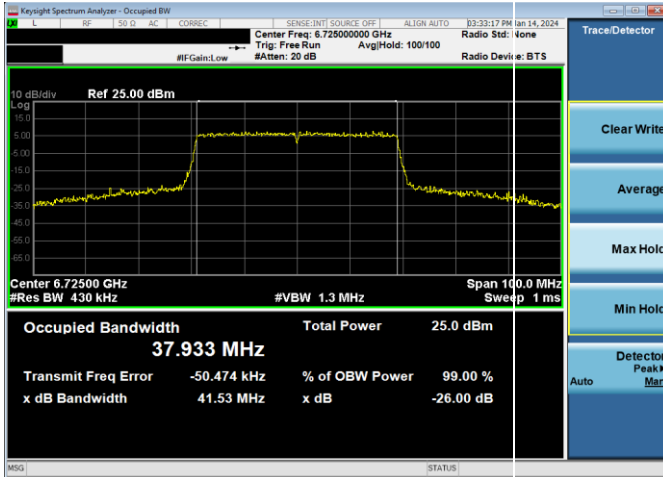


Plot 7-169. 26dB & 99% Bandwidth Plot Antenna 2a (80MHz 802.11ax (UNII Band 6) – Ch. 103, MCS11)

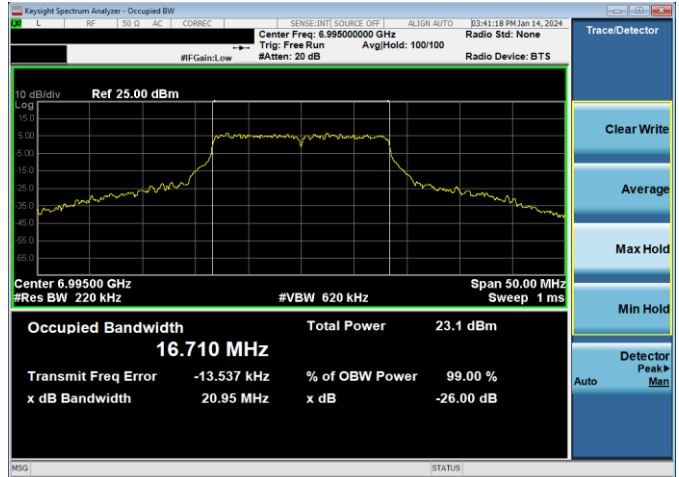


Plot 7-172. 26dB & 99% Bandwidth Plot Antenna 2a (20MHz 802.11ax (UNII Band 7) – Ch. 149, MCS11)

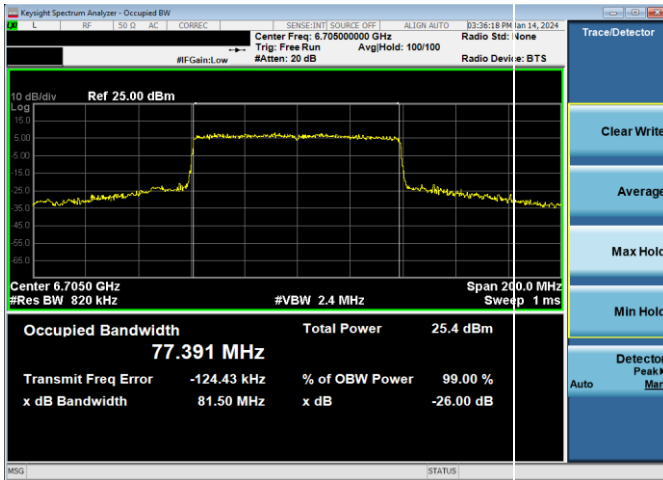
FCC ID: BCGA2837 IC: 579C-A2837		MEASUREMENT REPORT (CERTIFICATION)	Approved by: Technical Manager
Test Report S/N: 1C2311270068-24-R2.BCG	Test Dates: 11/28/2023 - 04/04/2024	EUT Type: Tablet Device	Page 62 of 510



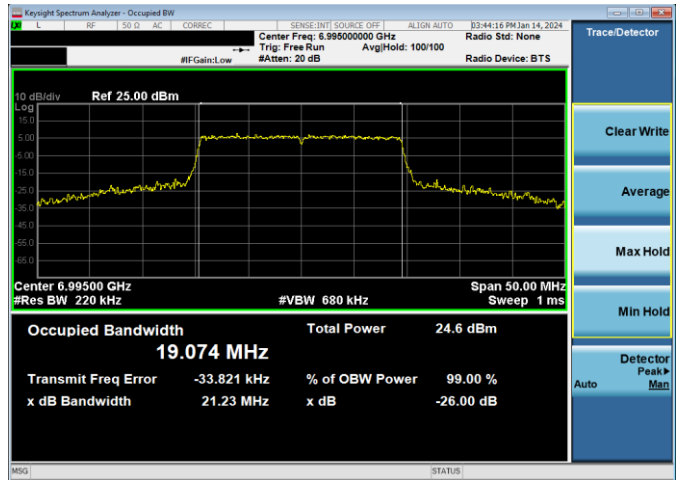
Plot 7-173. 26dB & 99% Bandwidth Plot Antenna 2a (40MHz 802.11ax (UNII Band 7) – Ch. 155, MCS11)



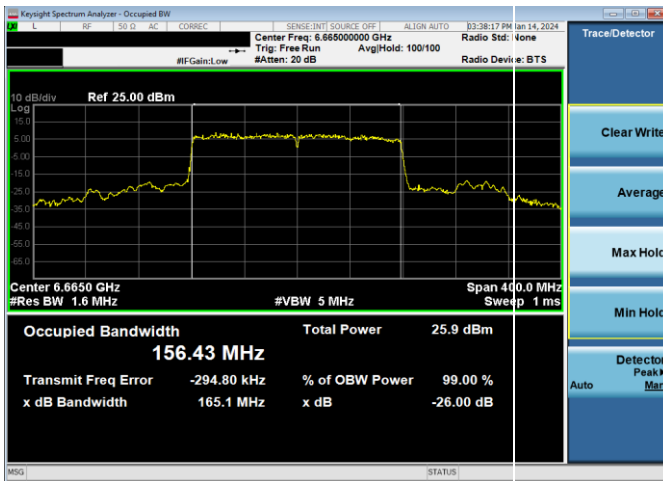
Plot 7-176. 26dB & 99% Bandwidth Plot Antenna 2a (20MHz 802.11a (UNII Band 8) – Ch. 209, 54Mbps)



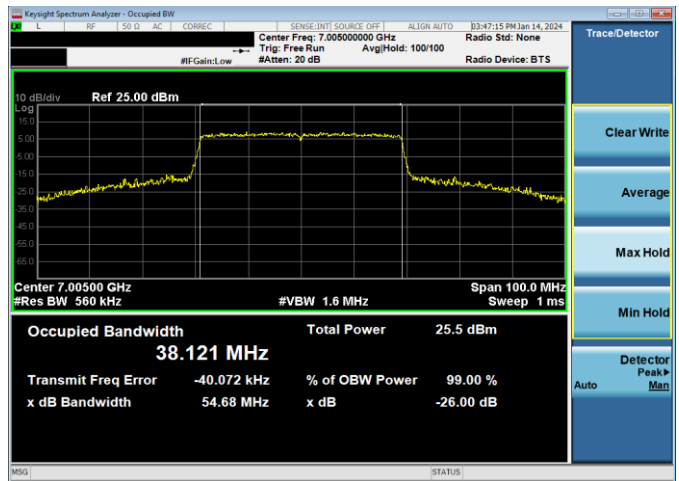
Plot 7-174. 26dB & 99% Bandwidth Plot Antenna 2a (80MHz 802.11ax (UNII Band 7) – Ch. 151, MCS11)



Plot 7-177. 26dB & 99% Bandwidth Plot Antenna 2a (20MHz 802.11ax (UNII Band 8) – Ch. 209, MCS11)

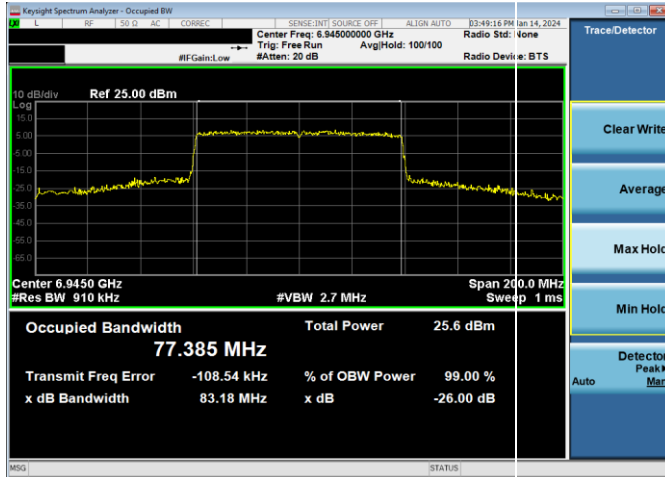


Plot 7-175. 26dB & 99% Bandwidth Plot Antenna 2a (160MHz 802.11ax (UNII Band 7) – Ch. 143, MCS11)



Plot 7-178. 26dB & 99% Bandwidth Plot Antenna 2a (40MHz 802.11ax (UNII Band 8) – Ch. 211, MCS11)

FCC ID: BCGA2837 IC: 579C-A2837		MEASUREMENT REPORT (CERTIFICATION)	Approved by: Technical Manager
Test Report S/N: 1C2311270068-24-R2.BCG	Test Dates: 11/28/2023 - 04/04/2024	EUT Type: Tablet Device	Page 63 of 510



Plot 7-179. 26dB & 99% Bandwidth Plot Antenna 2a (80MHz 802.11ax (UNII Band 8) – Ch. 199, MCS11)



Plot 7-180. 26dB & 99% Bandwidth Plot Antenna 2a (160MHz 802.11ax (UNII Band 8) – Ch. 207, MCS11)

FCC ID: BCGA2837 IC: 579C-A2837		MEASUREMENT REPORT (CERTIFICATION)	Approved by: Technical Manager
Test Report S/N: 1C2311270068-24-R2.BCG	Test Dates: 11/28/2023 - 04/04/2024	EUT Type: Tablet Device	Page 64 of 510



### 7.3 Conducted Output Power and Max EIRP Measurement – 802.11a/ax(SU) §15.407(a)(8), 15.407(a)(7), RSS-248 [4.5.3], RSS-248 [4.5.5]

#### Test Overview and Limits

A transmitter antenna terminal of the EUT is connected to the input of an RF pulse power sensor. Measurement is made using a broadband average power meter while the EUT is operating at its maximum duty cycle, at its maximum power control level, as defined in ANSI C63.10-2013 and KDB 789033 D02 v02r01, and at the appropriate frequencies.

***In the 5.925 – 7.125GHz band, the maximum e.i.r.p. over the frequency band of operation must not exceed 30dBm for Standard Power mode (SP) and 24dBm for Low Power Indoor mode (LPI).***

#### Test Procedure Used

ANSI C63.10-2013 – Section 12.3.3.2 Method PM-G  
 KDB 789033 D02 v02r01 – Section E)3)b) Method PM-G  
 ANSI C63.10-2013 – Section 14.2 Measure-and-Sum Technique  
 KDB 662911 v02r01 – Section E)1) Measure-and-Sum Technique

#### Test Settings

Average power measurements were performed only when the EUT was transmitting at its maximum power control level using a broadband power meter with a pulse sensor. The power meter implemented triggering and gating capabilities which were set up such that power measurements were recorded only during the ON time of the transmitter. The trace was averaged over 100 traces to obtain the final measured average power.

#### Test Setup

The EUT and measurement equipment were set up as shown in the diagram below.



**Figure 7-2. Test Instrument & Measurement Setup**

#### Test Notes

None

FCC ID: BCGA2837 IC: 579C-A2837	 <b>MEASUREMENT REPORT (CERTIFICATION)</b>	<b>Approved by:</b> Technical Manager
<b>Test Report S/N:</b> 1C2311270068-24-R2.BCG	<b>Test Dates:</b> 11/28/2023 - 04/04/2024	<b>EUT Type:</b> Tablet Device

### 7.3.1 Antenna WF5B Conducted Output Power Measurements

6GHz (20MHz Bandwidth)	Frequency [MHz]	Channel	Detector	Conducted Power [dBm]		Ant. Gain [dBi]	Max e.i.r.p. [dBm]	Max e.i.r.p. Limit [dBm]	e.i.r.p. Margin [dB]
				802.11a	802.11ax				
				5955	1				
6175	45	AVG	6.00	6.00	2.00	8.00	24.00	-16.00	
6415	93	AVG	6.17	6.25	2.00	8.25	24.00	-15.75	
6435	97	AVG	6.10	6.25	2.20	8.45	24.00	-15.55	
6475	105	AVG	6.19	6.17	2.20	8.39	24.00	-15.61	
6515	113	AVG	6.25	6.10	2.20	8.45	24.00	-15.55	
6535	117	AVG	5.75	5.51	2.70	8.45	24.00	-15.55	
6695	149	AVG	5.69	5.60	2.70	8.39	24.00	-15.61	
6875	185	AVG	5.00	4.90	2.70	7.70	24.00	-16.30	
6895	189	AVG	5.00	4.96	3.30	8.30	24.00	-15.70	
6995	209	AVG	4.99	4.99	3.30	8.29	24.00	-15.71	
7115	233	AVG	5.00	4.83	3.30	8.30	24.00	-15.70	

Table 7-11. Antenna WF5B 20MHz BW 802.11a/ax(SU) (UNII) Maximum Conducted Output Power – Low Power Indoor (Low Data Rate)

6GHz (20MHz Bandwidth)	Frequency [MHz]	Channel	Detector	Conducted Power [dBm]		Ant. Gain [dBi]	Max e.i.r.p. [dBm]	Max e.i.r.p. Limit [dBm]	e.i.r.p. Margin [dB]
				802.11a	802.11ax				
				5955	1				
6175	45	AVG	6.00	6.00	2.00	8.00	24.00	-16.00	
6415	93	AVG	6.20	5.97	2.00	8.20	24.00	-15.80	
6435	97	AVG	6.12	6.25	2.20	8.45	24.00	-15.55	
6475	105	AVG	6.06	6.23	2.20	8.43	24.00	-15.57	
6515	113	AVG	6.08	6.17	2.20	8.37	24.00	-15.63	
6535	117	AVG	5.57	5.71	2.70	8.41	24.00	-15.60	
6695	149	AVG	5.75	5.51	2.70	8.45	24.00	-15.55	
6875	185	AVG	4.87	4.76	2.70	7.57	24.00	-16.44	
6895	189	AVG	5.00	5.00	3.30	8.30	24.00	-15.70	
6995	209	AVG	5.00	5.00	3.30	8.30	24.00	-15.70	
7115	233	AVG	5.00	4.98	3.30	8.30	24.00	-15.70	

Table 7-12. Antenna WF5B 20MHz BW 802.11a/ax(SU) (UNII) Maximum Conducted Output Power – Low Power Indoor (Mid Data Rate)

FCC ID: BCGA2837 IC: 579C-A2837		MEASUREMENT REPORT (CERTIFICATION)	Approved by: Technical Manager
Test Report S/N: 1C2311270068-24-R2.BCG	Test Dates: 11/28/2023 - 04/04/2024	EUT Type: Tablet Device	Page 66 of 510

6GHz (20MHz Bandwidth)	Frequency [MHz]	Channel	Detector	Conducted Power [dBm]		Ant. Gain [dBi]	Max e.i.r.p. [dBm]	Max e.i.r.p. Limit [dBm]	e.i.r.p. Margin [dB]
				802.11a	802.11ax				
	5955	1	AVG	6.59	6.55	2.00	8.59	24.00	-15.41
6175	45	AVG	5.78	5.84	2.00	7.84	24.00	-16.16	
6415	93	AVG	6.25	6.25	2.00	8.25	24.00	-15.75	
6435	97	AVG	6.17	6.15	2.20	8.37	24.00	-15.63	
6475	105	AVG	6.13	6.20	2.20	8.40	24.00	-15.60	
6515	113	AVG	6.05	6.01	2.20	8.25	24.00	-15.75	
6535	117	AVG	5.75	5.60	2.70	8.45	24.00	-15.55	
6695	149	AVG	5.73	5.52	2.70	8.43	24.00	-15.57	
6875	185	AVG	4.84	4.94	2.70	7.64	24.00	-16.36	
6895	189	AVG	4.79	4.76	3.30	8.09	24.00	-15.91	
6995	209	AVG	4.91	4.90	3.30	8.21	24.00	-15.79	
7115	233	AVG	4.76	4.96	3.30	8.26	24.00	-15.74	

Table 7-13. Antenna WF5B 20MHz BW 802.11 a/ax(SU) (UNII) Maximum Conducted Output Power – Low Power Indoor (High Data Rate)

6GHz (40MHz Bandwidth)	Frequency [MHz]	Channel	Detector	Conducted Power [dBm]	Ant. Gain [dBi]	Max e.i.r.p. [dBm]	Max e.i.r.p. Limit [dBm]	e.i.r.p. Margin [dB]
	5965	3	AVG	9.56	2.00	11.56	24.00	-12.44
	6165	43	AVG	9.00	2.00	11.00	24.00	-13.00
	6405	91	AVG	9.05	2.00	11.05	24.00	-12.95
	6445	99	AVG	9.25	2.20	11.45	24.00	-12.55
	6485	107	AVG	9.22	2.20	11.42	24.00	-12.58
	6525	115	AVG	8.75	2.20	10.95	24.00	-13.05
	6565	123	AVG	8.75	2.70	11.45	24.00	-12.55
	6725	155	AVG	8.75	2.70	11.45	24.00	-12.55
	6845	179	AVG	8.62	2.70	11.32	24.00	-12.68
	6885	187	AVG	7.96	3.30	11.26	24.00	-12.74
	7005	211	AVG	7.94	3.30	11.24	24.00	-12.77
	7085	227	AVG	8.00	3.30	11.30	24.00	-12.70

Table 7-14. Antenna WF5B 40MHz 802.11ax(SU) BW (UNII) Maximum Conducted Output Power – Low Power Indoor (Low Data Rate)

FCC ID: BCGA2837 IC: 579C-A2837		MEASUREMENT REPORT (CERTIFICATION)	Approved by: Technical Manager
Test Report S/N: 1C2311270068-24-R2.BCG	Test Dates: 11/28/2023 - 04/04/2024	EUT Type: Tablet Device	Page 67 of 510

6GHz (40MHz Bandwidth)	Frequency [MHz]	Channel	Detector	Conducted Power [dBm]	Ant. Gain [dBi]	Max e.i.r.p. [dBm]	Max e.i.r.p. Limit [dBm]	e.i.r.p. Margin [dB]
	5965	3	AVG	9.60	2.00	11.60	24.00	-12.40
	6165	43	AVG	8.82	2.00	10.82	24.00	-13.18
	6405	91	AVG	9.11	2.00	11.11	24.00	-12.89
	6445	99	AVG	9.04	2.20	11.24	24.00	-12.76
	6485	107	AVG	9.25	2.20	11.45	24.00	-12.55
	6525	115	AVG	8.75	2.20	10.95	24.00	-13.05
	6565	123	AVG	8.64	2.70	11.34	24.00	-12.67
	6725	155	AVG	8.67	2.70	11.37	24.00	-12.63
	6845	179	AVG	8.69	2.70	11.39	24.00	-12.61
	6885	187	AVG	7.81	3.30	11.11	24.00	-12.89
	7005	211	AVG	7.79	3.30	11.09	24.00	-12.91
	7085	227	AVG	8.00	3.30	11.30	24.00	-12.70

Table 7-15. Antenna WF5B 40MHz 802.11ax(SU) BW (UNII) Maximum Conducted Output Power – Low Power Indoor (Mid Data Rate)

6GHz (40MHz Bandwidth)	Frequency [MHz]	Channel	Detector	Conducted Power [dBm]	Ant. Gain [dBi]	Max e.i.r.p. [dBm]	Max e.i.r.p. Limit [dBm]	e.i.r.p. Margin [dB]
	5965	3	AVG	9.57	2.00	11.57	24.00	-12.43
	6165	43	AVG	8.76	2.00	10.76	24.00	-13.24
	6405	91	AVG	9.09	2.00	11.09	24.00	-12.91
	6445	99	AVG	9.25	2.20	11.45	24.00	-12.55
	6485	107	AVG	9.25	2.20	11.45	24.00	-12.55
	6525	115	AVG	8.75	2.20	10.95	24.00	-13.05
	6565	123	AVG	8.72	2.70	11.42	24.00	-12.58
	6725	155	AVG	8.75	2.70	11.45	24.00	-12.55
	6845	179	AVG	8.73	2.70	11.43	24.00	-12.57
	6885	187	AVG	8.00	3.30	11.30	24.00	-12.70
	7005	211	AVG	8.00	3.30	11.30	24.00	-12.70
	7085	227	AVG	7.88	3.30	11.18	24.00	-12.82

Table 7-16. Antenna WF5B 40MHz 802.11ax(SU) BW (UNII) Maximum Conducted Output Power – Low Power Indoor (High Data Rate)

FCC ID: BCGA2837 IC: 579C-A2837		MEASUREMENT REPORT (CERTIFICATION)	Approved by: Technical Manager
Test Report S/N: 1C2311270068-24-R2.BCG	Test Dates: 11/28/2023 - 04/04/2024	EUT Type: Tablet Device	Page 68 of 510

6GHz (80MHz Bandwidth)	Frequency [MHz]	Channel	Detector	Conducted Power [dBm]	Ant. Gain [dBi]	Max e.i.r.p. [dBm]	Max e.i.r.p. Limit [dBm]	e.i.r.p. Margin [dB]
	5985	7	AVG	12.66	2.00	14.66	24.00	-9.35
	6145	39	AVG	11.91	2.00	13.91	24.00	-10.09
	6385	87	AVG	12.11	2.00	14.11	24.00	-9.89
	6465	103	AVG	12.06	2.20	14.26	24.00	-9.74
	6545	119	AVG	11.66	2.70	14.36	24.00	-9.64
	6705	151	AVG	11.72	2.70	14.42	24.00	-9.59
	6865	183	AVG	11.00	2.70	13.70	24.00	-10.30
	6945	199	AVG	10.93	3.30	14.23	24.00	-9.77
	7025	215	AVG	11.00	3.30	14.30	24.00	-9.70

Table 7-17. Antenna WF5B 80MHz BW 802.11ax(SU) (UNII) Maximum Conducted Output Power – Low Power Indoor (Low Data Rate)

6GHz (80MHz Bandwidth)	Frequency [MHz]	Channel	Detector	Conducted Power [dBm]	Ant. Gain [dBi]	Max e.i.r.p. [dBm]	Max e.i.r.p. Limit [dBm]	e.i.r.p. Margin [dB]
	5985	7	AVG	12.75	2.00	14.75	24.00	-9.25
	6145	39	AVG	12.00	2.00	14.00	24.00	-10.00
	6385	87	AVG	12.19	2.00	14.19	24.00	-9.82
	6465	103	AVG	11.99	2.20	14.19	24.00	-9.81
	6545	119	AVG	11.75	2.70	14.45	24.00	-9.55
	6705	151	AVG	11.75	2.70	14.45	24.00	-9.55
	6865	183	AVG	10.93	2.70	13.63	24.00	-10.37
	6945	199	AVG	11.00	3.30	14.30	24.00	-9.70
	7025	215	AVG	10.97	3.30	14.27	24.00	-9.73

Table 7-18. Antenna WF5B 80MHz BW 802.11ax(SU) (UNII) Maximum Conducted Output Power – Low Power Indoor (Mid Data Rate)

6GHz (80MHz Bandwidth)	Frequency [MHz]	Channel	Detector	Conducted Power [dBm]	Ant. Gain [dBi]	Max e.i.r.p. [dBm]	Max e.i.r.p. Limit [dBm]	e.i.r.p. Margin [dB]
	5985	7	AVG	12.60	2.00	14.60	24.00	-9.40
	6145	39	AVG	11.69	2.00	13.69	24.00	-10.31
	6385	87	AVG	12.25	2.00	14.25	24.00	-9.75
	6465	103	AVG	12.23	2.20	14.43	24.00	-9.57
	6545	119	AVG	11.74	2.70	14.44	24.00	-9.56
	6705	151	AVG	11.54	2.70	14.24	24.00	-9.76
	6865	183	AVG	10.82	2.70	13.52	24.00	-10.48
	6945	199	AVG	11.00	3.30	14.30	24.00	-9.70
	7025	215	AVG	11.00	3.30	14.30	24.00	-9.70

Table 7-19. Antenna WF5B 80MHz BW 802.11ax(SU) (UNII) Maximum Conducted Output Power – Low Power Indoor (High Data Rate)

FCC ID: BCGA2837 IC: 579C-A2837		MEASUREMENT REPORT (CERTIFICATION)	Approved by: Technical Manager
Test Report S/N: 1C2311270068-24-R2.BCG	Test Dates: 11/28/2023 - 04/04/2024	EUT Type: Tablet Device	Page 69 of 510

6GHz (160MHz Bandwidth)	Frequency [MHz]	Channel	Detector	Conducted Power [dBm]	Ant. Gain [dBi]	Max e.i.r.p. [dBm]	Max e.i.r.p. Limit [dBm]	e.i.r.p. Margin [dB]
	6025	15	AVG	15.24	2.00	17.24	24.00	-6.76
	6185	47	AVG	14.50	2.00	16.50	24.00	-7.50
	6345	79	AVG	14.75	2.00	16.75	24.00	-7.25
	6505	111	AVG	14.04	2.20	16.24	24.00	-7.76
	6665	143	AVG	14.24	2.70	16.94	24.00	-7.06
	6825	175	AVG	13.28	2.70	15.98	24.00	-8.02
	6985	207	AVG	13.46	3.30	16.76	24.00	-7.24

Table 7-20. Antenna WF5B 160MHz BW 802.11ax(SU) (UNII) Maximum Conducted Output Power – Low Power Indoor (Low Data Rate)

6GHz (160MHz Bandwidth)	Frequency [MHz]	Channel	Detector	Conducted Power [dBm]	Ant. Gain [dBi]	Max e.i.r.p. [dBm]	Max e.i.r.p. Limit [dBm]	e.i.r.p. Margin [dB]
	6025	15	AVG	15.14	2.00	17.14	24.00	-6.86
	6185	47	AVG	14.41	2.00	16.41	24.00	-7.59
	6345	79	AVG	14.66	2.00	16.66	24.00	-7.34
	6505	111	AVG	14.18	2.20	16.38	24.00	-7.62
	6665	143	AVG	14.25	2.70	16.95	24.00	-7.05
	6825	175	AVG	13.26	2.70	15.96	24.00	-8.04
	6985	207	AVG	13.31	3.30	16.61	24.00	-7.39

Table 7-21. Antenna WF5B 160MHz BW 802.11ax(SU) (UNII) Maximum Conducted Output Power – Low Power Indoor (Mid Data Rate)

6GHz (160MHz Bandwidth)	Frequency [MHz]	Channel	Detector	Conducted Power [dBm]	Ant. Gain [dBi]	Max e.i.r.p. [dBm]	Max e.i.r.p. Limit [dBm]	e.i.r.p. Margin [dB]
	6025	15	AVG	15.25	2.00	17.25	24.00	-6.75
	6185	47	AVG	14.41	2.00	16.41	24.00	-7.59
	6345	79	AVG	14.75	2.00	16.75	24.00	-7.25
	6505	111	AVG	14.25	2.20	16.45	24.00	-7.55
	6665	143	AVG	14.07	2.70	16.77	24.00	-7.23
	6825	175	AVG	13.50	2.70	16.20	24.00	-7.80
	6985	207	AVG	13.50	3.30	16.80	24.00	-7.20

Table 7-22. Antenna WF5B 160MHz BW 802.11ax(SU) (UNII) Maximum Conducted Output Power – Low Power Indoor (High Data Rate)

FCC ID: BCGA2837 IC: 579C-A2837		MEASUREMENT REPORT (CERTIFICATION)	Approved by: Technical Manager
Test Report S/N: 1C2311270068-24-R2.BCG	Test Dates: 11/28/2023 - 04/04/2024	EUT Type: Tablet Device	Page 70 of 510

6GHz (20MHz Bandwidth)	Frequency [MHz]	Channel	Detector	Conducted Power [dBm]		Ant. Gain [dBi]	Max e.i.r.p. [dBm]	Max e.i.r.p. Limit [dBm]	e.i.r.p. Margin [dB]
				802.11a	802.11ax				
				5955	1				
6175	45	AVG	16.53	16.83	2.00	18.83	30.00	-11.17	
6415	93	AVG	16.89	17.23	2.00	19.23	30.00	-10.77	
6535	117	AVG	16.69	16.78	2.70	19.48	30.00	-10.52	
6695	149	AVG	16.43	16.64	2.70	19.34	30.00	-10.66	
6855	181	AVG	16.62	16.78	2.70	19.48	30.00	-10.52	

Table 7-23. Antenna WF5B 20MHz BW 802.11a/ax(SU) (UNII) Maximum Conducted Output Power – Standard Power (Low Data Rate)

6GHz (20MHz Bandwidth)	Frequency [MHz]	Channel	Detector	Conducted Power [dBm]		Ant. Gain [dBi]	Max e.i.r.p. [dBm]	Max e.i.r.p. Limit [dBm]	e.i.r.p. Margin [dB]
				802.11a	802.11ax				
				5955	1				
6175	45	AVG	16.60	16.88	2.00	18.88	30.00	-11.12	
6415	93	AVG	17.02	17.26	2.00	19.26	30.00	-10.74	
6535	117	AVG	16.62	16.89	2.70	19.59	30.00	-10.41	
6695	149	AVG	16.41	16.72	2.70	19.42	30.00	-10.58	
6855	181	AVG	16.64	16.76	2.70	19.46	30.00	-10.54	

Table 7-24. Antenna WF5B 20MHz BW 802.11a/ax(SU) (UNII) Maximum Conducted Output Power – Standard Power (Mid Data Rate)

6GHz (20MHz Bandwidth)	Frequency [MHz]	Channel	Detector	Conducted Power [dBm]		Ant. Gain [dBi]	Max e.i.r.p. [dBm]	Max e.i.r.p. Limit [dBm]	e.i.r.p. Margin [dB]
				802.11a	802.11ax				
				5955	1				
6175	45	AVG	16.61	16.70	2.00	18.70	30.00	-11.30	
6415	93	AVG	16.98	17.05	2.00	19.05	30.00	-10.95	
6535	117	AVG	16.64	16.64	2.70	19.34	30.00	-10.66	
6695	149	AVG	16.46	16.47	2.70	19.17	30.00	-10.84	
6855	181	AVG	16.57	16.75	2.70	19.45	30.00	-10.55	

Table 7-25. Antenna WF5B 20MHz BW 802.11a/ax(SU) (UNII) Maximum Conducted Output Power – Standard Power (High Data Rate)

6GHz (40MHz Bandwidth)	Frequency [MHz]	Channel	Detector	Conducted Power [dBm]	Ant. Gain [dBi]	Max e.i.r.p. [dBm]	Max e.i.r.p. Limit [dBm]	e.i.r.p. Margin [dB]
	5965	3	AVG	16.82	2.00	18.82	30.00	-11.18
	6165	43	AVG	16.78	2.00	18.78	30.00	-11.22
	6405	91	AVG	17.10	2.00	19.10	30.00	-10.90
	6565	123	AVG	16.95	2.70	19.65	30.00	-10.36
	6725	155	AVG	16.91	2.70	19.61	30.00	-10.39
	6845	179	AVG	17.03	2.70	19.73	30.00	-10.27

Table 7-26. Antenna WF5B 40MHz 802.11ax(SU) BW (UNII) Maximum Conducted Output Power – Standard Power (Low Data Rate)

FCC ID: BCGA2837 IC: 579C-A2837		MEASUREMENT REPORT (CERTIFICATION)	Approved by: Technical Manager
Test Report S/N: 1C2311270068-24-R2.BCG	Test Dates: 11/28/2023 - 04/04/2024	EUT Type: Tablet Device	Page 71 of 510

6GHz (40MHz Bandwidth)	Frequency [MHz]	Channel	Detector	Conducted Power [dBm]	Ant. Gain [dBi]	Max e.i.r.p. [dBm]	Max e.i.r.p. Limit [dBm]	e.i.r.p. Margin [dB]
	5965	3	AVG	16.92	2.00	18.92	30.00	-11.08
	6165	43	AVG	16.76	2.00	18.76	30.00	-11.24
	6405	91	AVG	17.03	2.00	19.03	30.00	-10.97
	6565	123	AVG	16.87	2.70	19.57	30.00	-10.43
	6725	155	AVG	16.93	2.70	19.63	30.00	-10.37
	6845	179	AVG	16.94	2.70	19.64	30.00	-10.36

Table 7-27. Antenna WF5B 40MHz 802.11ax(SU) BW (UNII) Maximum Conducted Output Power – Standard Power (Mid Data Rate)

6GHz (40MHz Bandwidth)	Frequency [MHz]	Channel	Detector	Conducted Power [dBm]	Ant. Gain [dBi]	Max e.i.r.p. [dBm]	Max e.i.r.p. Limit [dBm]	e.i.r.p. Margin [dB]
	5965	3	AVG	16.67	2.00	18.67	30.00	-11.33
	6165	43	AVG	16.57	2.00	18.57	30.00	-11.43
	6405	91	AVG	16.93	2.00	18.93	30.00	-11.07
	6565	123	AVG	16.74	2.70	19.44	30.00	-10.56
	6725	155	AVG	16.78	2.70	19.48	30.00	-10.52
	6845	179	AVG	16.80	2.70	19.50	30.00	-10.50

Table 7-28. Antenna WF5B 40MHz 802.11ax(SU) BW (UNII) Maximum Conducted Output Power – Standard Power (High Data Rate)

6GHz (80MHz Bandwidth)	Frequency [MHz]	Channel	Detector	Conducted Power [dBm]	Ant. Gain [dBi]	Max e.i.r.p. [dBm]	Max e.i.r.p. Limit [dBm]	e.i.r.p. Margin [dB]
	5985	7	AVG	17.06	2.00	19.06	30.00	-10.94
	6145	39	AVG	16.94	2.00	18.94	30.00	-11.06
	6385	87	AVG	17.15	2.00	19.15	30.00	-10.85
	6625	135	AVG	17.31	2.70	20.01	30.00	-10.00
	6705	151	AVG	16.84	2.70	19.54	30.00	-10.46
	6785	167	AVG	17.09	2.70	19.79	30.00	-10.21

Table 7-29. Antenna WF5B 80MHz BW 802.11ax(SU) (UNII) Maximum Conducted Output Power – Standard Power (Low Data Rate)

6GHz (80MHz Bandwidth)	Frequency [MHz]	Channel	Detector	Conducted Power [dBm]	Ant. Gain [dBi]	Max e.i.r.p. [dBm]	Max e.i.r.p. Limit [dBm]	e.i.r.p. Margin [dB]
	5985	7	AVG	17.18	2.00	19.18	30.00	-10.82
	6145	39	AVG	17.09	2.00	19.09	30.00	-10.92
	6385	87	AVG	17.16	2.00	19.16	30.00	-10.84
	6625	135	AVG	17.40	2.70	20.10	30.00	-9.90
	6705	151	AVG	16.87	2.70	19.57	30.00	-10.43
	6785	167	AVG	16.94	2.70	19.64	30.00	-10.36

Table 7-30. Antenna WF5B 80MHz BW 802.11ax(SU) (UNII) Maximum Conducted Output Power – Standard Power (Mid Data Rate)

FCC ID: BCGA2837 IC: 579C-A2837		MEASUREMENT REPORT (CERTIFICATION)	Approved by: Technical Manager
Test Report S/N: 1C2311270068-24-R2.BCG	Test Dates: 11/28/2023 - 04/04/2024	EUT Type: Tablet Device	Page 72 of 510



6GHz (80MHz Bandwidth)	Frequency [MHz]	Channel	Detector	Conducted Power [dBm]	Ant. Gain [dBi]	Max e.i.r.p. [dBm]	Max e.i.r.p. Limit [dBm]	e.i.r.p. Margin [dB]
	5985	7	AVG	16.79	2.00	18.79	30.00	-11.21
	6145	39	AVG	16.62	2.00	18.62	30.00	-11.38
	6385	87	AVG	16.91	2.00	18.91	30.00	-11.09
	6625	135	AVG	16.99	2.70	19.69	30.00	-10.31
	6705	151	AVG	16.67	2.70	19.37	30.00	-10.63
	6785	167	AVG	16.81	2.70	19.51	30.00	-10.49

**Table 7-31. Antenna WF5B 80MHz BW 802.11ax(SU) (UNII) Maximum Conducted Output Power – Standard Power (High Data Rate)**

6GHz (160MHz Bandwidth)	Frequency [MHz]	Channel	Detector	Conducted Power [dBm]	Ant. Gain [dBi]	Max e.i.r.p. [dBm]	Max e.i.r.p. Limit [dBm]	e.i.r.p. Margin [dB]
	6025	15	AVG	16.90	2.00	18.90	30.00	-11.10
	6185	47	AVG	16.74	2.00	18.74	30.00	-11.26
	6345	79	AVG	16.68	2.00	18.68	30.00	-11.32
	6665	143	AVG	16.94	2.70	19.64	30.00	-10.36

**Table 7-32. Antenna WF5B 160MHz BW 802.11ax(SU) (UNII) Maximum Conducted Output Power – Standard Power (Low Data Rate)**

6GHz (160MHz Bandwidth)	Frequency [MHz]	Channel	Detector	Conducted Power [dBm]	Ant. Gain [dBi]	Max e.i.r.p. [dBm]	Max e.i.r.p. Limit [dBm]	e.i.r.p. Margin [dB]
	6025	15	AVG	16.79	2.00	18.79	30.00	-11.21
	6185	47	AVG	16.64	2.00	18.64	30.00	-11.36
	6345	79	AVG	16.64	2.00	18.64	30.00	-11.36
	6665	143	AVG	16.88	2.70	19.58	30.00	-10.42

**Table 7-33. Antenna WF5B 160MHz BW 802.11ax(SU) (UNII) Maximum Conducted Output Power – Standard Power (Mid Data Rate)**

6GHz (160MHz Bandwidth)	Frequency [MHz]	Channel	Detector	Conducted Power [dBm]	Ant. Gain [dBi]	Max e.i.r.p. [dBm]	Max e.i.r.p. Limit [dBm]	e.i.r.p. Margin [dB]
	6025	15	AVG	16.58	2.00	18.58	30.00	-11.42
	6185	47	AVG	16.48	2.00	18.48	30.00	-11.52
	6345	79	AVG	16.36	2.00	18.36	30.00	-11.64
	6665	143	AVG	16.63	2.70	19.33	30.00	-10.67

**Table 7-34. Antenna WF5B 160MHz BW 802.11ax(SU) (UNII) Maximum Conducted Output Power – Standard Power (High Data Rate)**

FCC ID: BCGA2837 IC: 579C-A2837		<b>MEASUREMENT REPORT (CERTIFICATION)</b>	<b>Approved by:</b> Technical Manager
Test Report S/N: 1C2311270068-24-R2.BCG	Test Dates: 11/28/2023 - 04/04/2024	EUT Type: Tablet Device	Page 73 of 510

### 7.3.2 Antenna 4a Conducted Output Power Measurements

6GHz (20MHz Bandwidth)	Frequency [MHz]	Channel	Detector	Conducted Power [dBm]		Ant. Gain [dBi]	Max e.i.r.p. [dBm]	Max e.i.r.p. Limit [dBm]	e.i.r.p. Margin [dB]
				802.11a	802.11ax				
				5955	1				
6175	45	AVG	5.87	5.92	2.30	8.22	24.00	-15.78	
6415	93	AVG	6.08	6.25	2.30	8.55	24.00	-15.45	
6435	97	AVG	6.15	6.13	2.20	8.35	24.00	-15.65	
6475	105	AVG	6.13	6.10	2.20	8.33	24.00	-15.68	
6515	113	AVG	6.25	6.09	2.20	8.45	24.00	-15.55	
6535	117	AVG	5.70	5.69	2.10	7.80	24.00	-16.20	
6695	149	AVG	5.52	5.75	2.10	7.85	24.00	-16.15	
6875	185	AVG	4.89	4.97	2.10	7.07	24.00	-16.93	
6895	189	AVG	4.93	4.85	1.80	6.73	24.00	-17.27	
6995	209	AVG	4.97	4.77	1.80	6.77	24.00	-17.23	
7115	233	AVG	4.98	4.80	1.80	6.78	24.00	-17.22	

Table 7-35. Antenna 4a 20MHz BW 802.11a/ax(SU) (UNII) Maximum Conducted Output Power – Low Power Indoor (Low Data Rate)

6GHz (20MHz Bandwidth)	Frequency [MHz]	Channel	Detector	Conducted Power [dBm]		Ant. Gain [dBi]	Max e.i.r.p. [dBm]	Max e.i.r.p. Limit [dBm]	e.i.r.p. Margin [dB]
				802.11a	802.11ax				
				5955	1				
6175	45	AVG	5.90	5.76	2.30	8.20	24.00	-15.80	
6415	93	AVG	6.20	6.10	2.30	8.50	24.00	-15.50	
6435	97	AVG	6.25	6.25	2.20	8.45	24.00	-15.55	
6475	105	AVG	6.24	6.25	2.20	8.45	24.00	-15.55	
6515	113	AVG	6.25	6.25	2.20	8.45	24.00	-15.55	
6535	117	AVG	5.56	5.75	2.10	7.85	24.00	-16.15	
6695	149	AVG	5.52	5.57	2.10	7.67	24.00	-16.34	
6875	185	AVG	4.80	5.00	2.10	7.10	24.00	-16.90	
6895	189	AVG	4.79	5.00	1.80	6.80	24.00	-17.20	
6995	209	AVG	4.80	4.86	1.80	6.66	24.00	-17.34	
7115	233	AVG	4.85	4.89	1.80	6.69	24.00	-17.31	

Table 7-36. Antenna 4a 20MHz BW 802.11a/ax(SU) (UNII) Maximum Conducted Output Power – Low Power Indoor (Mid Data Rate)

FCC ID: BCGA2837 IC: 579C-A2837		MEASUREMENT REPORT (CERTIFICATION)	Approved by: Technical Manager
Test Report S/N: 1C2311270068-24-R2.BCG	Test Dates: 11/28/2023 - 04/04/2024	EUT Type: Tablet Device	Page 74 of 510

6GHz (20MHz Bandwidth)	Frequency [MHz]	Channel	Detector	Conducted Power [dBm]		Ant. Gain [dBi]	Max e.i.r.p. [dBm]	Max e.i.r.p. Limit [dBm]	e.i.r.p. Margin [dB]
				802.11a	802.11ax				
				5955	1				
6175	45	AVG	5.84	5.89	2.30	8.19	24.00	-15.81	
6415	93	AVG	6.25	6.25	2.30	8.55	24.00	-15.45	
6435	97	AVG	6.25	6.25	2.20	8.45	24.00	-15.55	
6475	105	AVG	6.25	6.25	2.20	8.45	24.00	-15.55	
6515	113	AVG	6.02	6.03	2.20	8.23	24.00	-15.77	
6535	117	AVG	5.55	5.58	2.10	7.68	24.00	-16.32	
6695	149	AVG	5.61	5.60	2.10	7.71	24.00	-16.29	
6875	185	AVG	4.82	4.87	2.10	6.97	24.00	-17.03	
6895	189	AVG	4.81	4.80	1.80	6.61	24.00	-17.40	
6995	209	AVG	4.86	4.88	1.80	6.68	24.00	-17.32	
7115	233	AVG	4.88	4.88	1.80	6.68	24.00	-17.32	

Table 7-37. Antenna 4a 20MHz BW 802.11a/ax(SU) (UNII) Maximum Conducted Output Power – Low Power Indoor (High Data Rate)

6GHz (40MHz Bandwidth)	Frequency [MHz]	Channel	Detector	Conducted Power [dBm]	Ant. Gain [dBi]	Max e.i.r.p. [dBm]	Max e.i.r.p. Limit [dBm]	e.i.r.p. Margin [dB]
	5965	3	AVG	9.75	2.30	12.05	24.00	-11.95
	6165	43	AVG	8.97	2.30	11.27	24.00	-12.73
	6405	91	AVG	9.06	2.30	11.36	24.00	-12.64
	6445	99	AVG	9.09	2.20	11.29	24.00	-12.71
	6485	107	AVG	9.12	2.20	11.32	24.00	-12.68
	6525	115	AVG	8.64	2.20	10.84	24.00	-13.16
	6565	123	AVG	8.56	2.10	10.66	24.00	-13.34
	6725	155	AVG	8.75	2.10	10.85	24.00	-13.15
	6845	179	AVG	8.53	2.10	10.63	24.00	-13.38
	6885	187	AVG	7.87	1.80	9.67	24.00	-14.33
	7005	211	AVG	7.99	1.80	9.79	24.00	-14.22
	7085	227	AVG	7.92	1.80	9.72	24.00	-14.28

Table 7-38. Antenna 4a 40MHz 802.11ax(SU) BW (UNII) Maximum Conducted Output Power – Low Power Indoor (Low Data Rate)

FCC ID: BCGA2837 IC: 579C-A2837		MEASUREMENT REPORT (CERTIFICATION)	Approved by: Technical Manager
Test Report S/N: 1C2311270068-24-R2.BCG	Test Dates: 11/28/2023 - 04/04/2024	EUT Type: Tablet Device	Page 75 of 510

6GHz (40MHz Bandwidth)	Frequency [MHz]	Channel	Detector	Conducted Power [dBm]	Ant. Gain [dBi]	Max e.i.r.p. [dBm]	Max e.i.r.p. Limit [dBm]	e.i.r.p. Margin [dB]
	5965	3	AVG	9.60	2.30	11.90	24.00	-12.11
	6165	43	AVG	8.96	2.30	11.26	24.00	-12.75
	6405	91	AVG	9.25	2.30	11.55	24.00	-12.45
	6445	99	AVG	9.25	2.20	11.45	24.00	-12.55
	6485	107	AVG	9.25	2.20	11.45	24.00	-12.55
	6525	115	AVG	8.60	2.20	10.80	24.00	-13.20
	6565	123	AVG	8.63	2.10	10.73	24.00	-13.27
	6725	155	AVG	8.75	2.10	10.85	24.00	-13.15
	6845	179	AVG	8.54	2.10	10.64	24.00	-13.36
	6885	187	AVG	8.00	1.80	9.80	24.00	-14.20
	7005	211	AVG	7.90	1.80	9.70	24.00	-14.31
	7085	227	AVG	8.00	1.80	9.80	24.00	-14.20

Table 7-39. Antenna 4a 40MHz 802.11ax(SU) BW (UNII) Maximum Conducted Output Power – Low Power Indoor (Mid Data Rate)

6GHz (40MHz Bandwidth)	Frequency [MHz]	Channel	Detector	Conducted Power [dBm]	Ant. Gain [dBi]	Max e.i.r.p. [dBm]	Max e.i.r.p. Limit [dBm]	e.i.r.p. Margin [dB]
	5965	3	AVG	9.71	2.30	12.01	24.00	-11.99
	6165	43	AVG	8.84	2.30	11.14	24.00	-12.86
	6405	91	AVG	9.15	2.30	11.45	24.00	-12.55
	6445	99	AVG	9.25	2.20	11.45	24.00	-12.55
	6485	107	AVG	9.21	2.20	11.41	24.00	-12.59
	6525	115	AVG	8.68	2.20	10.88	24.00	-13.12
	6565	123	AVG	8.52	2.10	10.62	24.00	-13.39
	6725	155	AVG	8.75	2.10	10.85	24.00	-13.15
	6845	179	AVG	8.71	2.10	10.81	24.00	-13.20
	6885	187	AVG	7.97	1.80	9.77	24.00	-14.23
	7005	211	AVG	7.77	1.80	9.57	24.00	-14.43
	7085	227	AVG	7.92	1.80	9.72	24.00	-14.28

Table 7-40. Antenna 4a 40MHz 802.11ax(SU) BW (UNII) Maximum Conducted Output Power – Low Power Indoor (High Data Rate)

FCC ID: BCGA2837 IC: 579C-A2837		MEASUREMENT REPORT (CERTIFICATION)	Approved by: Technical Manager
Test Report S/N: 1C2311270068-24-R2.BCG	Test Dates: 11/28/2023 - 04/04/2024	EUT Type: Tablet Device	Page 76 of 510

6GHz (80MHz Bandwidth)	Frequency [MHz]	Channel	Detector	Conducted Power [dBm]	Ant. Gain [dBi]	Max e.i.r.p. [dBm]	Max e.i.r.p. Limit [dBm]	e.i.r.p. Margin [dB]
	5985	7	AVG	12.54	2.30	14.84	24.00	-9.16
	6145	39	AVG	12.00	2.30	14.30	24.00	-9.70
	6385	87	AVG	12.07	2.30	14.37	24.00	-9.63
	6465	103	AVG	12.13	2.20	14.33	24.00	-9.67
	6545	119	AVG	11.56	2.10	13.66	24.00	-10.35
	6705	151	AVG	11.49	2.10	13.59	24.00	-10.41
	6865	183	AVG	10.77	2.10	12.87	24.00	-11.13
	6945	199	AVG	10.88	1.80	12.68	24.00	-11.33
	7025	215	AVG	10.95	1.80	12.75	24.00	-11.25

Table 7-41. Antenna 4a 80MHz BW 802.11ax(SU) (UNII) Maximum Conducted Output Power – Low Power Indoor (Low Data Rate)

6GHz (80MHz Bandwidth)	Frequency [MHz]	Channel	Detector	Conducted Power [dBm]	Ant. Gain [dBi]	Max e.i.r.p. [dBm]	Max e.i.r.p. Limit [dBm]	e.i.r.p. Margin [dB]
	5985	7	AVG	12.70	2.30	15.00	24.00	-9.00
	6145	39	AVG	11.81	2.30	14.11	24.00	-9.89
	6385	87	AVG	12.17	2.30	14.47	24.00	-9.53
	6465	103	AVG	12.25	2.20	14.45	24.00	-9.55
	6545	119	AVG	11.51	2.10	13.61	24.00	-10.39
	6705	151	AVG	11.69	2.10	13.79	24.00	-10.21
	6865	183	AVG	10.95	2.10	13.05	24.00	-10.95
	6945	199	AVG	11.00	1.80	12.80	24.00	-11.20
	7025	215	AVG	10.88	1.80	12.68	24.00	-11.32

Table 7-42. Antenna 4a 80MHz BW 802.11ax(SU) (UNII) Maximum Conducted Output Power – Low Power Indoor (Mid Data Rate)

6GHz (80MHz Bandwidth)	Frequency [MHz]	Channel	Detector	Conducted Power [dBm]	Ant. Gain [dBi]	Max e.i.r.p. [dBm]	Max e.i.r.p. Limit [dBm]	e.i.r.p. Margin [dB]
	5985	7	AVG	12.75	2.30	15.05	24.00	-8.95
	6145	39	AVG	12.00	2.30	14.30	24.00	-9.70
	6385	87	AVG	12.20	2.30	14.50	24.00	-9.50
	6465	103	AVG	12.22	2.20	14.42	24.00	-9.58
	6545	119	AVG	11.55	2.10	13.65	24.00	-10.35
	6705	151	AVG	11.63	2.10	13.73	24.00	-10.27
	6865	183	AVG	10.80	2.10	12.90	24.00	-11.10
	6945	199	AVG	11.00	1.80	12.80	24.00	-11.20
	7025	215	AVG	10.98	1.80	12.78	24.00	-11.23

Table 7-43. Antenna 4a 80MHz BW 802.11ax(SU) (UNII) Maximum Conducted Output Power – Low Power Indoor (High Data Rate)

FCC ID: BCGA2837 IC: 579C-A2837		MEASUREMENT REPORT (CERTIFICATION)		Approved by: Technical Manager
Test Report S/N: 1C2311270068-24-R2.BCG	Test Dates: 11/28/2023 - 04/04/2024	EUT Type: Tablet Device		Page 77 of 510

6GHz (160MHz Bandwidth)	Frequency [MHz]	Channel	Detector	Conducted Power [dBm]	Ant. Gain [dBi]	Max e.i.r.p. [dBm]	Max e.i.r.p. Limit [dBm]	e.i.r.p. Margin [dB]
	6025	15	AVG	15.25	2.30	17.55	24.00	-6.45
	6185	47	AVG	14.50	2.30	16.80	24.00	-7.20
	6345	79	AVG	14.75	2.30	17.05	24.00	-6.95
	6505	111	AVG	14.03	2.20	16.23	24.00	-7.77
	6665	143	AVG	14.25	2.10	16.35	24.00	-7.65
	6825	175	AVG	13.36	2.10	15.46	24.00	-8.54
	6985	207	AVG	13.34	1.80	15.14	24.00	-8.86

Table 7-44. Antenna 4a 160MHz BW 802.11ax(SU) (UNII) Maximum Conducted Output Power – Low Power Indoor (Low Data Rate)

6GHz (160MHz Bandwidth)	Frequency [MHz]	Channel	Detector	Conducted Power [dBm]	Ant. Gain [dBi]	Max e.i.r.p. [dBm]	Max e.i.r.p. Limit [dBm]	e.i.r.p. Margin [dB]
	6025	15	AVG	15.25	2.30	17.55	24.00	-6.45
	6185	47	AVG	14.50	2.30	16.80	24.00	-7.20
	6345	79	AVG	14.70	2.30	17.00	24.00	-7.00
	6505	111	AVG	14.25	2.20	16.45	24.00	-7.55
	6665	143	AVG	14.02	2.10	16.12	24.00	-7.88
	6825	175	AVG	13.47	2.10	15.57	24.00	-8.43
	6985	207	AVG	13.43	1.80	15.23	24.00	-8.77

Table 7-45. Antenna 4a 160MHz BW 802.11ax(SU) (UNII) Maximum Conducted Output Power – Low Power Indoor (Mid Data Rate)

6GHz (160MHz Bandwidth)	Frequency [MHz]	Channel	Detector	Conducted Power [dBm]	Ant. Gain [dBi]	Max e.i.r.p. [dBm]	Max e.i.r.p. Limit [dBm]	e.i.r.p. Margin [dB]
	6025	15	AVG	15.04	2.30	17.34	24.00	-6.66
	6185	47	AVG	14.44	2.30	16.74	24.00	-7.26
	6345	79	AVG	14.75	2.30	17.05	24.00	-6.95
	6505	111	AVG	14.17	2.20	16.37	24.00	-7.63
	6665	143	AVG	14.19	2.10	16.29	24.00	-7.71
	6825	175	AVG	13.33	2.10	15.43	24.00	-8.57
	6985	207	AVG	13.36	1.80	15.16	24.00	-8.84

Table 7-46. Antenna 4a 160MHz BW 802.11ax(SU) (UNII) Maximum Conducted Output Power – Low Power Indoor (High Data Rate)

FCC ID: BCGA2837 IC: 579C-A2837	 MEASUREMENT REPORT (CERTIFICATION)		Approved by: Technical Manager
Test Report S/N: 1C2311270068-24-R2.BCG	Test Dates: 11/28/2023 - 04/04/2024	EUT Type: Tablet Device	Page 78 of 510

6GHz (20MHz Bandwidth)	Frequency [MHz]	Channel	Detector	Conducted Power [dBm]		Ant. Gain [dBi]	Max e.i.r.p. [dBm]	Max e.i.r.p. Limit [dBm]	e.i.r.p. Margin [dB]
				802.11a	802.11ax				
				5955	1				
6175	45	AVG	17.43	17.70	2.30	20.00	30.00	-10.00	
6415	93	AVG	17.31	17.54	2.30	19.84	30.00	-10.16	
6535	117	AVG	17.44	17.71	2.10	19.81	30.00	-10.20	
6695	149	AVG	17.27	17.47	2.10	19.57	30.00	-10.43	
6855	181	AVG	16.85	17.27	2.10	19.37	30.00	-10.63	

Table 7-47. Antenna 4a 20MHz BW 802.11a/ax(SU) (UNII) Maximum Conducted Output Power – Standard Power (Low Data Rate)

6GHz (20MHz Bandwidth)	Frequency [MHz]	Channel	Detector	Conducted Power [dBm]		Ant. Gain [dBi]	Max e.i.r.p. [dBm]	Max e.i.r.p. Limit [dBm]	e.i.r.p. Margin [dB]
				802.11a	802.11ax				
				5955	1				
6175	45	AVG	17.57	17.88	2.30	20.18	30.00	-9.82	
6415	93	AVG	17.43	17.62	2.30	19.92	30.00	-10.08	
6535	117	AVG	17.52	17.92	2.10	20.02	30.00	-9.98	
6695	149	AVG	17.40	17.63	2.10	19.73	30.00	-10.27	
6855	181	AVG	17.09	17.12	2.10	19.22	30.00	-10.78	

Table 7-48. Antenna 4a 20MHz BW 802.11a/ax(SU) (UNII) Maximum Conducted Output Power – Standard Power (Mid Data Rate)

6GHz (20MHz Bandwidth)	Frequency [MHz]	Channel	Detector	Conducted Power [dBm]		Ant. Gain [dBi]	Max e.i.r.p. [dBm]	Max e.i.r.p. Limit [dBm]	e.i.r.p. Margin [dB]
				802.11a	802.11ax				
				5955	1				
6175	45	AVG	17.59	17.60	2.30	19.90	30.00	-10.11	
6415	93	AVG	17.42	17.41	2.30	19.72	30.00	-10.28	
6535	117	AVG	17.57	17.67	2.10	19.77	30.00	-10.23	
6695	149	AVG	17.39	17.45	2.10	19.55	30.00	-10.46	
6855	181	AVG	16.97	16.98	2.10	19.08	30.00	-10.92	

Table 7-49. Antenna 4a 20MHz BW 802.11a/ax(SU) (UNII) Maximum Conducted Output Power – Standard Power (High Data Rate)

6GHz (40MHz Bandwidth)	Frequency [MHz]	Channel	Detector	Conducted Power [dBm]	Ant. Gain [dBi]	Max e.i.r.p. [dBm]	Max e.i.r.p. Limit [dBm]	e.i.r.p. Margin [dB]
	5965	3	AVG	17.74	2.30	20.04	30.00	-9.96
	6165	43	AVG	17.58	2.30	19.88	30.00	-10.12
	6405	91	AVG	17.45	2.30	19.75	30.00	-10.25
	6565	123	AVG	17.82	2.10	19.92	30.00	-10.08
	6725	155	AVG	17.41	2.10	19.51	30.00	-10.49
	6845	179	AVG	17.52	2.10	19.62	30.00	-10.39

Table 7-50. Antenna 4a 40MHz 802.11ax(SU) BW (UNII) Maximum Conducted Output Power – Standard Power (Low Data Rate)

FCC ID: BCGA2837 IC: 579C-A2837		MEASUREMENT REPORT (CERTIFICATION)	Approved by: Technical Manager
Test Report S/N: 1C2311270068-24-R2.BCG	Test Dates: 11/28/2023 - 04/04/2024	EUT Type: Tablet Device	Page 79 of 510

6GHz (40MHz Bandwidth)	Frequency [MHz]	Channel	Detector	Conducted Power [dBm]	Ant. Gain [dBi]	Max e.i.r.p. [dBm]	Max e.i.r.p. Limit [dBm]	e.i.r.p. Margin [dB]
	5965	3	AVG	17.73	2.30	20.03	30.00	-9.97
	6165	43	AVG	17.64	2.30	19.94	30.00	-10.06
	6405	91	AVG	17.53	2.30	19.83	30.00	-10.17
	6565	123	AVG	17.90	2.10	20.00	30.00	-10.00
	6725	155	AVG	17.44	2.10	19.54	30.00	-10.46
	6845	179	AVG	17.59	2.10	19.69	30.00	-10.31

Table 7-51. Antenna 4a 40MHz 802.11ax(SU) BW (UNII) Maximum Conducted Output Power – Standard Power (Mid Data Rate)

6GHz (40MHz Bandwidth)	Frequency [MHz]	Channel	Detector	Conducted Power [dBm]	Ant. Gain [dBi]	Max e.i.r.p. [dBm]	Max e.i.r.p. Limit [dBm]	e.i.r.p. Margin [dB]
	5965	3	AVG	17.54	2.30	19.84	30.00	-10.16
	6165	43	AVG	17.43	2.30	19.73	30.00	-10.27
	6405	91	AVG	17.31	2.30	19.61	30.00	-10.39
	6565	123	AVG	17.74	2.10	19.84	30.00	-10.16
	6725	155	AVG	17.38	2.10	19.48	30.00	-10.52
	6845	179	AVG	17.45	2.10	19.55	30.00	-10.45

Table 7-52. Antenna 4a 40MHz 802.11ax(SU) BW (UNII) Maximum Conducted Output Power – Standard Power (High Data Rate)

6GHz (80MHz Bandwidth)	Frequency [MHz]	Channel	Detector	Conducted Power [dBm]	Ant. Gain [dBi]	Max e.i.r.p. [dBm]	Max e.i.r.p. Limit [dBm]	e.i.r.p. Margin [dB]
	5985	7	AVG	17.67	2.30	19.97	30.00	-10.03
	6145	39	AVG	17.96	2.30	20.26	30.00	-9.74
	6385	87	AVG	17.71	2.30	20.01	30.00	-9.99
	6625	135	AVG	17.34	2.10	19.44	30.00	-10.56
	6705	151	AVG	17.70	2.10	19.80	30.00	-10.20
	6785	167	AVG	17.08	2.10	19.18	30.00	-10.82

Table 7-53. Antenna 4a 80MHz BW 802.11ax(SU) (UNII) Maximum Conducted Output Power – Standard Power (Low Data Rate)

6GHz (80MHz Bandwidth)	Frequency [MHz]	Channel	Detector	Conducted Power [dBm]	Ant. Gain [dBi]	Max e.i.r.p. [dBm]	Max e.i.r.p. Limit [dBm]	e.i.r.p. Margin [dB]
	5985	7	AVG	17.88	2.30	20.18	30.00	-9.82
	6145	39	AVG	17.86	2.30	20.16	30.00	-9.84
	6385	87	AVG	17.69	2.30	19.99	30.00	-10.01
	6625	135	AVG	17.43	2.10	19.53	30.00	-10.47
	6705	151	AVG	17.71	2.10	19.81	30.00	-10.19
	6785	167	AVG	17.19	2.10	19.29	30.00	-10.71

Table 7-54. Antenna 4a 80MHz BW 802.11ax(SU) (UNII) Maximum Conducted Output Power – Standard Power (Mid Data Rate)

FCC ID: BCGA2837 IC: 579C-A2837		MEASUREMENT REPORT (CERTIFICATION)	Approved by: Technical Manager
Test Report S/N: 1C2311270068-24-R2.BCG	Test Dates: 11/28/2023 - 04/04/2024	EUT Type: Tablet Device	Page 80 of 510



6GHz (80MHz Bandwidth)	Frequency [MHz]	Channel	Detector	Conducted Power [dBm]	Ant. Gain [dBi]	Max e.i.r.p. [dBm]	Max e.i.r.p. Limit [dBm]	e.i.r.p. Margin [dB]
	5985	7	AVG	17.44	2.30	19.74	30.00	-10.26
	6145	39	AVG	17.62	2.30	19.92	30.00	-10.08
	6385	87	AVG	17.42	2.30	19.72	30.00	-10.28
	6625	135	AVG	17.26	2.10	19.36	30.00	-10.64
	6705	151	AVG	17.42	2.10	19.52	30.00	-10.48
	6785	167	AVG	16.80	2.10	18.90	30.00	-11.10

Table 7-55. Antenna 4a 80MHz BW 802.11ax(SU) (UNII) Maximum Conducted Output Power – Standard Power (High Data Rate)

6GHz (160MHz Bandwidth)	Frequency [MHz]	Channel	Detector	Conducted Power [dBm]	Ant. Gain [dBi]	Max e.i.r.p. [dBm]	Max e.i.r.p. Limit [dBm]	e.i.r.p. Margin [dB]
	6025	15	AVG	17.61	2.30	19.91	30.00	-10.09
	6185	47	AVG	17.70	2.30	20.00	30.00	-10.00
	6345	79	AVG	17.66	2.30	19.96	30.00	-10.04
	6665	143	AVG	17.81	2.10	19.91	30.00	-10.09

Table 7-56. Antenna 4a 160MHz BW 802.11ax(SU) (UNII) Maximum Conducted Output Power – Standard Power (Low Data Rate)

6GHz (160MHz Bandwidth)	Frequency [MHz]	Channel	Detector	Conducted Power [dBm]	Ant. Gain [dBi]	Max e.i.r.p. [dBm]	Max e.i.r.p. Limit [dBm]	e.i.r.p. Margin [dB]
	6025	15	AVG	17.53	2.30	19.83	30.00	-10.17
	6185	47	AVG	17.72	2.30	20.02	30.00	-9.98
	6345	79	AVG	17.57	2.30	19.87	30.00	-10.13
	6665	143	AVG	17.68	2.10	19.78	30.00	-10.22

Table 7-57. Antenna 4a 160MHz BW 802.11ax(SU) (UNII) Maximum Conducted Output Power – Standard Power (Mid Data Rate)

6GHz (160MHz Bandwidth)	Frequency [MHz]	Channel	Detector	Conducted Power [dBm]	Ant. Gain [dBi]	Max e.i.r.p. [dBm]	Max e.i.r.p. Limit [dBm]	e.i.r.p. Margin [dB]
	6025	15	AVG	17.29	2.30	19.59	30.00	-10.42
	6185	47	AVG	17.42	2.30	19.72	30.00	-10.29
	6345	79	AVG	17.40	2.30	19.70	30.00	-10.30
	6665	143	AVG	17.51	2.10	19.61	30.00	-10.39

Table 7-58. Antenna 4a 160MHz BW 802.11ax(SU) (UNII) Maximum Conducted Output Power – Standard Power (High Data Rate)

FCC ID: BCGA2837 IC: 579C-A2837		MEASUREMENT REPORT (CERTIFICATION)	Approved by: Technical Manager
Test Report S/N: 1C2311270068-24-R2.BCG	Test Dates: 11/28/2023 - 04/04/2024	EUT Type: Tablet Device	Page 81 of 510

### 7.3.3 Antenna 2a Conducted Output Power Measurements

5GHz (20MHz Bandwidth)	Frequency [MHz]	Channel	Detector	Conducted Power [dBm]		Ant. Gain [dBi]	Max e.i.r.p. [dBm]	Max e.i.r.p. Limit [dBm]	e.i.r.p. Margin [dB]
				802.11a	802.11ax				
				5955	1				
6175	45	AVG	5.95	6.00	-0.90	5.10	24.00	-18.90	
6415	93	AVG	6.20	6.22	-0.90	5.32	24.00	-18.68	
6435	97	AVG	6.10	6.25	-0.10	6.15	24.00	-17.85	
6475	105	AVG	6.25	6.17	-0.10	6.15	24.00	-17.85	
6515	113	AVG	6.13	6.05	-0.10	6.03	24.00	-17.97	
6535	117	AVG	5.70	5.58	1.00	6.70	24.00	-17.30	
6695	149	AVG	5.67	5.75	1.00	6.75	24.00	-17.25	
6875	185	AVG	5.00	4.79	1.00	6.00	24.00	-18.00	
6895	189	AVG	5.00	4.98	0.00	5.00	24.00	-19.00	
6995	209	AVG	4.84	4.78	0.00	4.84	24.00	-19.16	
7115	233	AVG	5.00	4.82	0.00	5.00	24.00	-19.00	

Table 7-59. Antenna 2a 20MHz BW 802.11a/ax(SU) (UNII) Maximum Conducted Output Power – Low Power Indoor (Low Data Rate)

5GHz (20MHz Bandwidth)	Frequency [MHz]	Channel	Detector	Conducted Power [dBm]		Ant. Gain [dBi]	Max e.i.r.p. [dBm]	Max e.i.r.p. Limit [dBm]	e.i.r.p. Margin [dB]
				802.11a	802.11ax				
				5955	1				
6175	45	AVG	5.82	6.00	-0.90	5.10	24.00	-18.90	
6415	93	AVG	6.25	6.05	-0.90	5.35	24.00	-18.65	
6435	97	AVG	6.06	6.25	-0.10	6.15	24.00	-17.85	
6475	105	AVG	6.04	6.25	-0.10	6.15	24.00	-17.85	
6515	113	AVG	6.25	6.06	-0.10	6.15	24.00	-17.85	
6535	117	AVG	5.75	5.55	1.00	6.75	24.00	-17.25	
6695	149	AVG	5.75	5.54	1.00	6.75	24.00	-17.25	
6875	185	AVG	4.75	4.86	1.00	5.86	24.00	-18.14	
6895	189	AVG	4.93	4.89	0.00	4.93	24.00	-19.07	
6995	209	AVG	4.93	4.76	0.00	4.93	24.00	-19.07	
7115	233	AVG	4.99	4.92	0.00	4.99	24.00	-19.01	

Table 7-60. Antenna 2a 20MHz BW 802.11a/ax(SU) (UNII) Maximum Conducted Output Power – Low Power Indoor (Mid Data Rate)

5GHz (20MHz Bandwidth)	Frequency [MHz]	Channel	Detector	Conducted Power [dBm]		Ant. Gain [dBi]	Max e.i.r.p. [dBm]	Max e.i.r.p. Limit [dBm]	e.i.r.p. Margin [dB]
				802.11a	802.11ax				
	5955	1	AVG	6.69	6.52	-0.90	5.79	24.00	-18.21
6175	45	AVG	6.00	5.84	-0.90	5.10	24.00	-18.90	
6415	93	AVG	6.25	6.25	-0.90	5.35	24.00	-18.65	
6435	97	AVG	6.12	6.19	-0.10	6.09	24.00	-17.91	
6475	105	AVG	6.25	6.01	-0.10	6.15	24.00	-17.85	
6515	113	AVG	6.25	6.13	-0.10	6.15	24.00	-17.85	
6535	117	AVG	5.75	5.75	1.00	6.75	24.00	-17.25	
6695	149	AVG	5.75	5.70	1.00	6.75	24.00	-17.26	
6875	185	AVG	4.90	4.95	1.00	5.95	24.00	-18.06	
6895	189	AVG	4.88	4.93	0.00	4.93	24.00	-19.07	
6995	209	AVG	4.96	4.97	0.00	4.97	24.00	-19.03	
7115	233	AVG	4.95	4.76	0.00	4.95	24.00	-19.05	

Table 7-61. Antenna 2a 20MHz BW 802.11a/ax(SU) (UNII) Maximum Conducted Output Power – Low Power Indoor (High Data Rate)

5GHz (40MHz Bandwidth)	Frequency [MHz]	Channel	Detector	Conducted Power [dBm]	Ant. Gain [dBi]	Max e.i.r.p. [dBm]	Max e.i.r.p. Limit [dBm]	e.i.r.p. Margin [dB]
	5965	3	AVG	9.64	-0.90	8.74	24.00	-15.26
	6165	43	AVG	8.92	-0.90	8.02	24.00	-15.99
	6405	91	AVG	9.03	-0.90	8.13	24.00	-15.87
	6445	99	AVG	9.25	-0.10	9.15	24.00	-14.85
	6485	107	AVG	9.25	-0.10	9.15	24.00	-14.85
	6525	115	AVG	8.71	-0.10	8.61	24.00	-15.39
	6565	123	AVG	8.59	1.00	9.59	24.00	-14.41
	6725	155	AVG	8.62	1.00	9.62	24.00	-14.38
	6845	179	AVG	8.74	1.00	9.74	24.00	-14.26
	6885	187	AVG	7.87	0.00	7.87	24.00	-16.13
	7005	211	AVG	7.78	0.00	7.78	24.00	-16.22
	7085	227	AVG	7.90	0.00	7.90	24.00	-16.10

Table 7-62. Antenna 2a 40MHz 802.11ax(SU) BW (UNII) Maximum Conducted Output Power – Low Power Indoor (Low Data Rate)

FCC ID: BCGA2837 IC: 579C-A2837		MEASUREMENT REPORT (CERTIFICATION)	Approved by: Technical Manager
Test Report S/N: 1C2311270068-24-R2.BCG	Test Dates: 11/28/2023 - 04/04/2024	EUT Type: Tablet Device	Page 83 of 510

5GHz (40MHz Bandwidth)	Frequency [MHz]	Channel	Detector	Conducted Power [dBm]	Ant. Gain [dBi]	Max e.i.r.p. [dBm]	Max e.i.r.p. Limit [dBm]	e.i.r.p. Margin [dB]
	5965	3	AVG	9.60	-0.90	8.70	24.00	-15.30
	6165	43	AVG	8.86	-0.90	7.96	24.00	-16.04
	6405	91	AVG	9.08	-0.90	8.18	24.00	-15.82
	6445	99	AVG	9.25	-0.10	9.15	24.00	-14.85
	6485	107	AVG	9.16	-0.10	9.06	24.00	-14.94
	6525	115	AVG	8.75	-0.10	8.65	24.00	-15.35
	6565	123	AVG	8.67	1.00	9.67	24.00	-14.33
	6725	155	AVG	8.70	1.00	9.70	24.00	-14.30
	6845	179	AVG	8.75	1.00	9.75	24.00	-14.25
	6885	187	AVG	7.87	0.00	7.87	24.00	-16.13
	7005	211	AVG	7.88	0.00	7.88	24.00	-16.12
7085	227	AVG	7.75	0.00	7.75	24.00	-16.25	

Table 7-63. Antenna 2a 40MHz 802.11ax(SU) BW (UNII) Maximum Conducted Output Power – Low Power Indoor (Mid Data Rate)

5GHz (40MHz Bandwidth)	Frequency [MHz]	Channel	Detector	Conducted Power [dBm]	Ant. Gain [dBi]	Max e.i.r.p. [dBm]	Max e.i.r.p. Limit [dBm]	e.i.r.p. Margin [dB]
	5965	3	AVG	9.65	-0.90	8.75	24.00	-15.25
	6165	43	AVG	8.91	-0.90	8.01	24.00	-15.99
	6405	91	AVG	9.25	-0.90	8.35	24.00	-15.65
	6445	99	AVG	9.25	-0.10	9.15	24.00	-14.85
	6485	107	AVG	9.25	-0.10	9.15	24.00	-14.85
	6525	115	AVG	8.75	-0.10	8.65	24.00	-15.35
	6565	123	AVG	8.62	1.00	9.62	24.00	-14.38
	6725	155	AVG	8.66	1.00	9.66	24.00	-14.34
	6845	179	AVG	8.75	1.00	9.75	24.00	-14.25
	6885	187	AVG	7.81	0.00	7.81	24.00	-16.19
	7005	211	AVG	8.00	0.00	8.00	24.00	-16.00
7085	227	AVG	7.90	0.00	7.90	24.00	-16.10	

Table 7-64. Antenna 2a 40MHz 802.11ax(SU) BW (UNII) Maximum Conducted Output Power – Low Power Indoor (High Data Rate)

FCC ID: BCGA2837 IC: 579C-A2837		MEASUREMENT REPORT (CERTIFICATION)	Approved by: Technical Manager
Test Report S/N: 1C2311270068-24-R2.BCG	Test Dates: 11/28/2023 - 04/04/2024	EUT Type: Tablet Device	Page 84 of 510

5GHz (80MHz Bandwidth)	Frequency [MHz]	Channel	Detector	Conducted Power [dBm]	Ant. Gain [dBi]	Max e.i.r.p. [dBm]	Max e.i.r.p. Limit [dBm]	e.i.r.p. Margin [dB]
	5985	7	AVG	12.71	-0.90	11.81	24.00	-12.19
	6145	39	AVG	11.94	-0.90	11.04	24.00	-12.96
	6385	87	AVG	11.92	-0.90	11.02	24.00	-12.98
	6465	103	AVG	12.25	-0.10	12.15	24.00	-11.85
	6545	119	AVG	11.75	1.00	12.75	24.00	-11.25
	6705	151	AVG	11.70	1.00	12.70	24.00	-11.30
	6865	183	AVG	10.82	1.00	11.82	24.00	-12.18
	6945	199	AVG	10.76	0.00	10.76	24.00	-13.24
	7025	215	AVG	10.72	0.00	10.72	24.00	-13.28

Table 7-65. Antenna 2a 80MHz BW 802.11ax(SU) (UNII) Maximum Conducted Output Power – Low Power Indoor (Low Data Rate)

5GHz (80MHz Bandwidth)	Frequency [MHz]	Channel	Detector	Conducted Power [dBm]	Ant. Gain [dBi]	Max e.i.r.p. [dBm]	Max e.i.r.p. Limit [dBm]	e.i.r.p. Margin [dB]
	5985	7	AVG	12.66	-0.90	11.76	24.00	-12.24
	6145	39	AVG	12.00	-0.90	11.10	24.00	-12.90
	6385	87	AVG	12.03	-0.90	11.13	24.00	-12.87
	6465	103	AVG	11.97	-0.10	11.87	24.00	-12.13
	6545	119	AVG	11.61	1.00	12.61	24.00	-11.39
	6705	151	AVG	11.69	1.00	12.69	24.00	-11.31
	6865	183	AVG	10.84	1.00	11.84	24.00	-12.16
	6945	199	AVG	10.88	0.00	10.88	24.00	-13.12
	7025	215	AVG	11.00	0.00	11.00	24.00	-13.00

Table 7-66. Antenna 2a 80MHz BW 802.11ax(SU) (UNII) Maximum Conducted Output Power – Low Power Indoor (Mid Data Rate)

5GHz (80MHz Bandwidth)	Frequency [MHz]	Channel	Detector	Conducted Power [dBm]	Ant. Gain [dBi]	Max e.i.r.p. [dBm]	Max e.i.r.p. Limit [dBm]	e.i.r.p. Margin [dB]
	5985	7	AVG	12.67	-0.90	11.77	24.00	-12.23
	6145	39	AVG	12.00	-0.90	11.10	24.00	-12.90
	6385	87	AVG	12.15	-0.90	11.25	24.00	-12.75
	6465	103	AVG	12.09	-0.10	11.99	24.00	-12.01
	6545	119	AVG	11.48	1.00	12.48	24.00	-11.52
	6705	151	AVG	11.64	1.00	12.64	24.00	-11.36
	6865	183	AVG	10.91	1.00	11.91	24.00	-12.09
	6945	199	AVG	11.00	0.00	11.00	24.00	-13.00
	7025	215	AVG	10.89	0.00	10.89	24.00	-13.11

Table 7-67. Antenna 2a 80MHz BW 802.11ax(SU) (UNII) Maximum Conducted Output Power – Low Power Indoor (High Data Rate)

FCC ID: BCGA2837 IC: 579C-A2837		MEASUREMENT REPORT (CERTIFICATION)	Approved by: Technical Manager
Test Report S/N: 1C2311270068-24-R2.BCG	Test Dates: 11/28/2023 - 04/04/2024	EUT Type: Tablet Device	Page 85 of 510

5GHz (160MHz Bandwidth)	Frequency [MHz]	Channel	Detector	Conducted Power [dBm]	Ant. Gain [dBi]	Max e.i.r.p. [dBm]	Max e.i.r.p. Limit [dBm]	e.i.r.p. Margin [dB]
	6025	15	AVG	15.25	-0.90	14.35	24.00	-9.65
	6185	47	AVG	14.43	-0.90	13.53	24.00	-10.47
	6345	79	AVG	14.55	-0.90	13.65	24.00	-10.35
	6505	111	AVG	14.06	-0.10	13.96	24.00	-10.04
	6665	143	AVG	14.05	1.00	15.05	24.00	-8.95
	6825	175	AVG	13.32	1.00	14.32	24.00	-9.68
	6985	207	AVG	13.50	0.00	13.50	24.00	-10.50

Table 7-68. Antenna 2a 160MHz BW 802.11ax(SU) (UNII) Maximum Conducted Output Power – Low Power Indoor (Low Data Rate)

5GHz (160MHz Bandwidth)	Frequency [MHz]	Channel	Detector	Conducted Power [dBm]	Ant. Gain [dBi]	Max e.i.r.p. [dBm]	Max e.i.r.p. Limit [dBm]	e.i.r.p. Margin [dB]
	6025	15	AVG	15.25	-0.90	14.35	24.00	-9.65
	6185	47	AVG	14.50	-0.90	13.60	24.00	-10.40
	6345	79	AVG	14.75	-0.90	13.85	24.00	-10.15
	6505	111	AVG	14.25	-0.10	14.15	24.00	-9.85
	6665	143	AVG	14.09	1.00	15.09	24.00	-8.91
	6825	175	AVG	13.48	1.00	14.48	24.00	-9.52
	6985	207	AVG	13.50	0.00	13.50	24.00	-10.50

Table 7-69. Antenna 2a 160MHz BW 802.11ax(SU) (UNII) Maximum Conducted Output Power – Low Power Indoor (Mid Data Rate)

5GHz (160MHz Bandwidth)	Frequency [MHz]	Channel	Detector	Conducted Power [dBm]	Ant. Gain [dBi]	Max e.i.r.p. [dBm]	Max e.i.r.p. Limit [dBm]	e.i.r.p. Margin [dB]
	6025	15	AVG	15.20	-0.90	14.30	24.00	-9.70
	6185	47	AVG	14.23	-0.90	13.33	24.00	-10.67
	6345	79	AVG	14.75	-0.90	13.85	24.00	-10.15
	6505	111	AVG	14.25	-0.10	14.15	24.00	-9.85
	6665	143	AVG	14.25	1.00	15.25	24.00	-8.75
	6825	175	AVG	13.50	1.00	14.50	24.00	-9.50
	6985	207	AVG	13.39	0.00	13.39	24.00	-10.61

Table 7-70. Antenna 2a 160MHz BW 802.11ax(SU) (UNII) Maximum Conducted Output Power – Low Power Indoor (High Data Rate)

FCC ID: BCGA2837 IC: 579C-A2837		MEASUREMENT REPORT (CERTIFICATION)	Approved by: Technical Manager
Test Report S/N: 1C2311270068-24-R2.BCG	Test Dates: 11/28/2023 - 04/04/2024	EUT Type: Tablet Device	Page 86 of 510

5GHz (20MHz Bandwidth)	Frequency [MHz]	Channel	Detector	Conducted Power [dBm]		Ant. Gain [dBi]	Max e.i.r.p. [dBm]	Max e.i.r.p. Limit [dBm]	e.i.r.p. Margin [dB]
				802.11a	802.11ax				
				5955	1				
6175	45	AVG	17.01	17.26	-0.90	16.36	30.00	-13.65	
6415	93	AVG	17.54	17.68	-0.90	16.78	30.00	-13.23	
6535	117	AVG	17.02	17.19	1.00	18.19	30.00	-11.81	
6695	149	AVG	16.71	16.95	1.00	17.95	30.00	-12.05	
6855	181	AVG	17.05	17.26	1.00	18.26	30.00	-11.75	

Table 7-71. Antenna 2a 20MHz BW 802.11a/ax(SU) (UNII) Maximum Conducted Output Power – Standard Power (Low Data Rate)

5GHz (20MHz Bandwidth)	Frequency [MHz]	Channel	Detector	Conducted Power [dBm]		Ant. Gain [dBi]	Max e.i.r.p. [dBm]	Max e.i.r.p. Limit [dBm]	e.i.r.p. Margin [dB]
				802.11a	802.11ax				
				5955	1				
6175	45	AVG	17.19	17.33	-0.90	16.43	30.00	-13.57	
6415	93	AVG	17.63	17.83	-0.90	16.93	30.00	-13.07	
6535	117	AVG	17.09	17.25	1.00	18.25	30.00	-11.75	
6695	149	AVG	16.86	17.01	1.00	18.01	30.00	-11.99	
6855	181	AVG	17.09	17.31	1.00	18.31	30.00	-11.69	

Table 7-72. Antenna 2a 20MHz BW 802.11a/ax(SU) (UNII) Maximum Conducted Output Power – Standard Power (Mid Data Rate)

5GHz (20MHz Bandwidth)	Frequency [MHz]	Channel	Detector	Conducted Power [dBm]		Ant. Gain [dBi]	Max e.i.r.p. [dBm]	Max e.i.r.p. Limit [dBm]	e.i.r.p. Margin [dB]
				802.11a	802.11ax				
				5955	1				
6175	45	AVG	17.06	17.23	-0.90	16.33	30.00	-13.67	
6415	93	AVG	17.63	17.68	-0.90	16.78	30.00	-13.22	
6535	117	AVG	17.00	17.18	1.00	18.18	30.00	-11.82	
6695	149	AVG	16.92	16.85	1.00	17.92	30.00	-12.08	
6855	181	AVG	17.00	17.03	1.00	18.03	30.00	-11.97	

Table 7-73. Antenna 2a 20MHz BW 802.11a/ax(SU) (UNII) Maximum Conducted Output Power – Standard Power (High Data Rate)

5GHz (40MHz Bandwidth)	Frequency [MHz]	Channel	Detector	Conducted Power [dBm]	Ant. Gain [dBi]	Max e.i.r.p. [dBm]	Max e.i.r.p. Limit [dBm]	e.i.r.p. Margin [dB]
	5965	3	AVG	17.32	-0.90	16.42	30.00	-13.58
	6165	43	AVG	17.29	-0.90	16.39	30.00	-13.61
	6405	91	AVG	17.61	-0.90	16.71	30.00	-13.29
	6565	123	AVG	17.27	1.00	18.27	30.00	-11.73
	6725	155	AVG	17.25	1.00	18.25	30.00	-11.75
	6845	179	AVG	17.58	1.00	18.58	30.00	-11.42

Table 7-74. Antenna 2a 40MHz 802.11ax(SU) BW (UNII) Maximum Conducted Output Power – Standard Power (Low Data Rate)

FCC ID: BCGA2837 IC: 579C-A2837		MEASUREMENT REPORT (CERTIFICATION)	Approved by: Technical Manager
Test Report S/N: 1C2311270068-24-R2.BCG	Test Dates: 11/28/2023 - 04/04/2024	EUT Type: Tablet Device	Page 87 of 510

5GHz (40MHz Bandwidth)	Frequency [MHz]	Channel	Detector	Conducted Power [dBm]	Ant. Gain [dBi]	Max e.i.r.p. [dBm]	Max e.i.r.p. Limit [dBm]	e.i.r.p. Margin [dB]
	5965	3	AVG	17.31	-0.90	16.41	30.00	-13.59
	6165	43	AVG	17.29	-0.90	16.39	30.00	-13.61
	6405	91	AVG	17.60	-0.90	16.70	30.00	-13.30
	6565	123	AVG	17.31	1.00	18.31	30.00	-11.69
	6725	155	AVG	17.28	1.00	18.28	30.00	-11.72
	6845	179	AVG	17.51	1.00	18.51	30.00	-11.49

Table 7-75. Antenna 2a 40MHz 802.11ax(SU) BW (UNII) Maximum Conducted Output Power – Standard Power (Mid Data Rate)

5GHz (40MHz Bandwidth)	Frequency [MHz]	Channel	Detector	Conducted Power [dBm]	Ant. Gain [dBi]	Max e.i.r.p. [dBm]	Max e.i.r.p. Limit [dBm]	e.i.r.p. Margin [dB]
	5965	3	AVG	17.15	-0.90	16.25	30.00	-13.75
	6165	43	AVG	17.01	-0.90	16.11	30.00	-13.89
	6405	91	AVG	17.44	-0.90	16.54	30.00	-13.46
	6565	123	AVG	17.06	1.00	18.06	30.00	-11.94
	6725	155	AVG	17.25	1.00	18.25	30.00	-11.75
	6845	179	AVG	17.33	1.00	18.33	30.00	-11.67

Table 7-76. Antenna 2a 40MHz 802.11ax(SU) BW (UNII) Maximum Conducted Output Power – Standard Power (High Data Rate)

5GHz (80MHz Bandwidth)	Frequency [MHz]	Channel	Detector	Conducted Power [dBm]	Ant. Gain [dBi]	Max e.i.r.p. [dBm]	Max e.i.r.p. Limit [dBm]	e.i.r.p. Margin [dB]
	5985	7	AVG	17.55	-0.90	16.65	30.00	-13.35
	6145	39	AVG	17.40	-0.90	16.50	30.00	-13.50
	6385	87	AVG	17.62	-0.90	16.72	30.00	-13.28
	6625	135	AVG	17.28	1.00	18.28	30.00	-11.72
	6705	151	AVG	17.20	1.00	18.20	30.00	-11.80
	6785	167	AVG	17.41	1.00	18.41	30.00	-11.59

Table 7-77. Antenna 2a 80MHz BW 802.11ax(SU) (UNII) Maximum Conducted Output Power – Standard Power (Low Data Rate)

5GHz (80MHz Bandwidth)	Frequency [MHz]	Channel	Detector	Conducted Power [dBm]	Ant. Gain [dBi]	Max e.i.r.p. [dBm]	Max e.i.r.p. Limit [dBm]	e.i.r.p. Margin [dB]
	5985	7	AVG	17.54	-0.90	16.64	30.00	-13.36
	6145	39	AVG	17.50	-0.90	16.60	30.00	-13.40
	6385	87	AVG	17.70	-0.90	16.80	30.00	-13.20
	6625	135	AVG	17.39	1.00	18.39	30.00	-11.61
	6705	151	AVG	17.27	1.00	18.27	30.00	-11.74
	6785	167	AVG	17.30	1.00	18.30	30.00	-11.71

Table 7-78. Antenna 2a 80MHz BW 802.11ax(SU) (UNII) Maximum Conducted Output Power – Standard Power (Mid Data Rate)

FCC ID: BCGA2837 IC: 579C-A2837		MEASUREMENT REPORT (CERTIFICATION)	Approved by: Technical Manager
Test Report S/N: 1C2311270068-24-R2.BCG	Test Dates: 11/28/2023 - 04/04/2024	EUT Type: Tablet Device	Page 88 of 510



5GHz (80MHz Bandwidth)	Frequency [MHz]	Channel	Detector	Conducted Power [dBm]	Ant. Gain [dBi]	Max e.i.r.p. [dBm]	Max e.i.r.p. Limit [dBm]	e.i.r.p. Margin [dB]
	5985	7	AVG	17.25	-0.90	16.35	30.00	-13.65
	6145	39	AVG	17.17	-0.90	16.27	30.00	-13.74
	6385	87	AVG	17.42	-0.90	16.52	30.00	-13.48
	6625	135	AVG	16.99	1.00	17.99	30.00	-12.01
	6705	151	AVG	16.98	1.00	17.98	30.00	-12.02
	6785	167	AVG	17.16	1.00	18.16	30.00	-11.84

Table 7-79. Antenna 2a 80MHz BW 802.11ax(SU) (UNII) Maximum Conducted Output Power – Standard Power (High Data Rate)

5GHz (160MHz Bandwidth)	Frequency [MHz]	Channel	Detector	Conducted Power [dBm]	Ant. Gain [dBi]	Max e.i.r.p. [dBm]	Max e.i.r.p. Limit [dBm]	e.i.r.p. Margin [dB]
	6025	15	AVG	17.34	-0.90	16.44	30.00	-13.56
	6185	47	AVG	17.21	-0.90	16.31	30.00	-13.69
	6345	79	AVG	17.15	-0.90	16.25	30.00	-13.75
	6665	143	AVG	17.24	1.00	18.24	30.00	-11.77

Table 7-80. Antenna 2a 160MHz BW 802.11ax(SU) (UNII) Maximum Conducted Output Power – Standard Power (Low Data Rate)

5GHz (160MHz Bandwidth)	Frequency [MHz]	Channel	Detector	Conducted Power [dBm]	Ant. Gain [dBi]	Max e.i.r.p. [dBm]	Max e.i.r.p. Limit [dBm]	e.i.r.p. Margin [dB]
	6025	15	AVG	17.23	-0.90	16.33	30.00	-13.67
	6185	47	AVG	17.17	-0.90	16.27	30.00	-13.73
	6345	79	AVG	17.18	-0.90	16.28	30.00	-13.72
	6665	143	AVG	17.18	1.00	18.18	30.00	-11.82

Table 7-81. Antenna 2a 160MHz BW 802.11ax(SU) (UNII) Maximum Conducted Output Power – Standard Power (Mid Data Rate)

5GHz (160MHz Bandwidth)	Frequency [MHz]	Channel	Detector	Conducted Power [dBm]	Ant. Gain [dBi]	Max e.i.r.p. [dBm]	Max e.i.r.p. Limit [dBm]	e.i.r.p. Margin [dB]
	6025	15	AVG	17.03	-0.90	16.13	30.00	-13.87
	6185	47	AVG	16.91	-0.90	16.01	30.00	-13.99
	6345	79	AVG	16.95	-0.90	16.05	30.00	-13.95
	6665	143	AVG	16.92	1.00	17.92	30.00	-12.08

Table 7-82. Antenna 2a 160MHz BW 802.11ax(SU) (UNII) Maximum Conducted Output Power – Standard Power (High Data Rate)

FCC ID: BCGA2837 IC: 579C-A2837		MEASUREMENT REPORT (CERTIFICATION)	Approved by: Technical Manager
Test Report S/N: 1C2311270068-24-R2.BCG	Test Dates: 11/28/2023 - 04/04/2024	EUT Type: Tablet Device	Page 89 of 510

### 7.3.4 SDM/CDD Primary Conducted Output Power Measurements

6GHz (20MHz Bandwidth)	Frequency [MHz]	Channel	Mode	Detector	Conducted Power [dBm]			Directional Ant. Gain [dBi]	Max e.i.r.p. [dBm]	Max e.i.r.p. Limit [dBm]	e.i.r.p. Margin [dB]
					Antenna WF5B	Antenna 4a	Summed				
					5955	1	SDM				
6175	45	SDM	AVG	3.04	3.08	6.07	2.15	8.22	24.00	-15.78	
6415	93	SDM	AVG	3.25	3.25	6.26	2.15	8.41	24.00	-15.59	
6435	97	SDM	AVG	3.25	3.13	6.20	2.20	8.40	24.00	-15.60	
6475	105	SDM	AVG	3.25	3.25	6.26	2.20	8.46	24.00	-15.54	
6515	113	SDM	AVG	3.22	3.05	6.15	2.20	8.35	24.00	-15.65	
6535	117	SDM	AVG	2.87	3.00	5.94	2.41	8.35	24.00	-15.65	
6695	149	SDM	AVG	3.00	2.90	5.96	2.41	8.37	24.00	-15.63	
6875	185	SDM	AVG	2.75	2.75	5.76	2.41	8.17	24.00	-15.83	
6895	189	SDM	AVG	2.75	2.75	5.76	2.61	8.37	24.00	-15.63	
6995	209	SDM	AVG	2.67	2.75	5.72	2.61	8.33	24.00	-15.67	
7115	233	SDM	AVG	2.69	2.75	5.73	2.61	8.34	24.00	-15.66	

Table 7-83. SDM Primary 20MHz BW 802.11ax(SU) (UNII) Maximum Conducted Output Power – Low Power Indoor (Low Data Rate)

6GHz (20MHz Bandwidth)	Frequency [MHz]	Channel	Mode	Detector	Conducted Power [dBm]			Directional Ant. Gain [dBi]	Max e.i.r.p. [dBm]	Max e.i.r.p. Limit [dBm]	e.i.r.p. Margin [dB]
					Antenna WF5B	Antenna 4a	Summed				
					5955	1	SDM				
6175	45	SDM	AVG	3.23	3.19	6.22	2.15	8.37	24.00	-15.63	
6415	93	SDM	AVG	3.25	3.25	6.26	2.15	8.41	24.00	-15.59	
6435	97	SDM	AVG	3.06	3.15	6.12	2.20	8.32	24.00	-15.68	
6475	105	SDM	AVG	3.25	3.16	6.22	2.20	8.42	24.00	-15.58	
6515	113	SDM	AVG	3.25	3.09	6.18	2.20	8.38	24.00	-15.62	
6535	117	SDM	AVG	2.95	1.14	5.15	2.41	7.56	24.00	-16.44	
6695	149	SDM	AVG	2.99	2.97	5.99	2.41	8.40	24.00	-15.60	
6875	185	SDM	AVG	1.32	0.66	4.01	2.41	6.42	24.00	-17.58	
6895	189	SDM	AVG	2.75	2.69	5.73	2.61	8.34	24.00	-15.66	
6995	209	SDM	AVG	2.63	2.61	5.63	2.61	8.24	24.00	-15.76	
7115	233	SDM	AVG	2.63	2.75	5.70	2.61	8.31	24.00	-15.69	

Table 7-84. SDM Primary 20MHz BW 802.11ax(SU) (UNII) Maximum Conducted Output Power – Low Power Indoor (Mid Data Rate)

6GHz (20MHz Bandwidth)	Frequency [MHz]	Channel	Mode	Detector	Conducted Power [dBm]			Directional Ant. Gain [dBi]	Max e.i.r.p. [dBm]	Max e.i.r.p. Limit [dBm]	e.i.r.p. Margin [dB]
					Antenna WF5B	Antenna 4a	Summed				
					5955	1	SDM				
6175	45	SDM	AVG	3.09	3.01	6.06	2.15	8.21	24.00	-15.79	
6415	93	SDM	AVG	3.24	3.21	6.23	2.15	8.38	24.00	-15.62	
6435	97	SDM	AVG	3.23	3.25	6.25	2.20	8.45	24.00	-15.55	
6475	105	SDM	AVG	3.17	3.25	6.22	2.20	8.42	24.00	-15.58	
6515	113	SDM	AVG	3.08	3.04	6.07	2.20	8.27	24.00	-15.73	
6535	117	SDM	AVG	3.00	2.93	5.98	2.41	8.39	24.00	-15.61	
6695	149	SDM	AVG	3.00	2.77	5.90	2.41	8.31	24.00	-15.69	
6875	185	SDM	AVG	2.72	2.70	5.72	2.41	8.13	24.00	-15.87	
6895	189	SDM	AVG	2.70	2.75	5.73	2.61	8.34	24.00	-15.66	
6995	209	SDM	AVG	2.50	2.69	5.61	2.61	8.22	24.00	-15.78	
7115	233	SDM	AVG	2.54	2.75	5.66	2.61	8.27	24.00	-15.73	

Table 7-85. SDM Primary 20MHz BW 802.11ax(SU) (UNII) Maximum Conducted Output Power – Low Power Indoor (High Data Rate)

FCC ID: BCGA2837 IC: 579C-A2837		MEASUREMENT REPORT (CERTIFICATION)	Approved by: Technical Manager
Test Report S/N: 1C2311270068-24-R2.BCG	Test Dates: 11/28/2023 - 04/04/2024	EUT Type: Tablet Device	Page 90 of 510

6GHz (40MHz Bandwidth)	Frequency [MHz]	Channel	Mode	Detector	Conducted Power [dBm]			Directional Ant. Gain [dBi]	Max e.i.r.p. [dBm]	Max e.i.r.p. Limit [dBm]	e.i.r.p. Margin [dB]
					Antenna WF5B	Antenna 4a	Summed				
	5965	3	SDM	AVG	7.25	7.05	10.16	2.15	12.31	24.00	-11.69
	6165	43	SDM	AVG	6.15	6.23	9.20	2.15	11.35	24.00	-12.65
	6405	91	SDM	AVG	6.25	6.04	9.16	2.15	11.31	24.00	-12.69
	6445	99	SDM	AVG	6.10	6.10	9.11	2.20	11.31	24.00	-12.69
	6485	107	SDM	AVG	6.18	6.25	9.22	2.20	11.42	24.00	-12.58
	6525	115	SDM	AVG	5.82	5.99	8.92	2.20	11.12	24.00	-12.88
	6565	123	SDM	AVG	5.78	5.94	8.87	2.41	11.28	24.00	-12.72
	6725	155	SDM	AVG	5.82	5.87	8.85	2.41	11.26	24.00	-12.74
	6845	179	SDM	AVG	5.81	6.00	8.91	2.41	11.32	24.00	-12.68
	6885	187	SDM	AVG	5.54	5.75	8.66	2.61	11.27	24.00	-12.73
	7005	211	SDM	AVG	5.68	5.57	8.64	2.61	11.25	24.00	-12.75
	7085	227	SDM	AVG	5.53	5.68	8.61	2.61	11.22	24.00	-12.78

Table 7-86. SDM Primary 40MHz BW 802.11ax(SU) (UNII) Maximum Conducted Output Power – Low Power Indoor (Low Data Rate)

6GHz (40MHz Bandwidth)	Frequency [MHz]	Channel	Mode	Detector	Conducted Power [dBm]			Directional Ant. Gain [dBi]	Max e.i.r.p. [dBm]	Max e.i.r.p. Limit [dBm]	e.i.r.p. Margin [dB]
					Antenna WF5B	Antenna 4a	Summed				
	5965	3	SDM	AVG	7.25	7.11	10.19	2.15	12.34	24.00	-11.66
	6165	43	SDM	AVG	6.11	6.25	9.19	2.15	11.34	24.00	-12.66
	6405	91	SDM	AVG	6.25	6.25	9.26	2.15	11.41	24.00	-12.59
	6445	99	SDM	AVG	6.05	6.19	9.13	2.20	11.33	24.00	-12.67
	6485	107	SDM	AVG	6.18	6.08	9.14	2.20	11.34	24.00	-12.66
	6525	115	SDM	AVG	5.79	5.96	8.89	2.20	11.09	24.00	-12.91
	6565	123	SDM	AVG	5.97	5.98	8.99	2.41	11.40	24.00	-12.60
	6725	155	SDM	AVG	5.84	5.79	8.82	2.41	11.23	24.00	-12.77
	6845	179	SDM	AVG	5.78	5.89	8.84	2.41	11.25	24.00	-12.75
	6885	187	SDM	AVG	5.56	5.75	8.66	2.61	11.27	24.00	-12.73
	7005	211	SDM	AVG	5.67	5.61	8.65	2.61	11.26	24.00	-12.74
	7085	227	SDM	AVG	5.53	5.75	8.65	2.61	11.26	24.00	-12.74

Table 7-87. SDM Primary 40MHz BW 802.11ax(SU) (UNII) Maximum Conducted Output Power – Low Power Indoor (Mid Data Rate)

6GHz (40MHz Bandwidth)	Frequency [MHz]	Channel	Mode	Detector	Conducted Power [dBm]			Directional Ant. Gain [dBi]	Max e.i.r.p. [dBm]	Max e.i.r.p. Limit [dBm]	e.i.r.p. Margin [dB]
					Antenna WF5B	Antenna 4a	Summed				
	5965	3	SDM	AVG	7.25	7.02	10.15	2.15	12.30	24.00	-11.70
	6165	43	SDM	AVG	6.25	6.25	9.26	2.15	11.41	24.00	-12.59
	6405	91	SDM	AVG	6.17	6.25	9.22	2.15	11.37	24.00	-12.63
	6445	99	SDM	AVG	6.02	6.25	9.15	2.20	11.35	24.00	-12.65
	6485	107	SDM	AVG	6.23	6.20	9.23	2.20	11.43	24.00	-12.57
	6525	115	SDM	AVG	6.00	5.83	8.93	2.20	11.13	24.00	-12.87
	6565	123	SDM	AVG	6.00	5.82	8.92	2.41	11.33	24.00	-12.67
	6725	155	SDM	AVG	6.00	5.84	8.93	2.41	11.34	24.00	-12.66
	6845	179	SDM	AVG	6.00	5.86	8.94	2.41	11.35	24.00	-12.65
	6885	187	SDM	AVG	5.66	5.62	8.65	2.61	11.26	24.00	-12.74
	7005	211	SDM	AVG	5.51	5.63	8.58	2.61	11.19	24.00	-12.81
	7085	227	SDM	AVG	5.65	5.57	8.62	2.61	11.23	24.00	-12.77

Table 7-88. SDM Primary 40MHz BW 802.11ax(SU) (UNII) Maximum Conducted Output Power – Low Power Indoor (High Data Rate)

FCC ID: BCGA2837 IC: 579C-A2837		MEASUREMENT REPORT (CERTIFICATION)	Approved by: Technical Manager
Test Report S/N: 1C2311270068-24-R2.BCG	Test Dates: 11/28/2023 - 04/04/2024	EUT Type: Tablet Device	Page 91 of 510

6GHz (80MHz Bandwidth)	Frequency [MHz]	Channel	Mode	Detector	Conducted Power [dBm]			Directional Ant. Gain [dBi]	Max e.i.r.p. [dBm]	Max e.i.r.p. Limit [dBm]	e.i.r.p. Margin [dB]
					Antenna WF5B	Antenna 4a	Summed				
					5985	7	SDM				
6145	39	SDM	AVG	9.11	9.25	12.19	2.15	14.34	24.00	-9.66	
6385	87	SDM	AVG	9.15	9.20	12.18	2.15	14.33	24.00	-9.67	
6465	103	SDM	AVG	9.15	9.25	12.21	2.20	14.41	24.00	-9.59	
6545	119	SDM	AVG	8.99	8.85	11.93	2.41	14.34	24.00	-9.66	
6705	151	SDM	AVG	8.86	8.87	11.87	2.41	14.28	24.00	-9.72	
6865	183	SDM	AVG	8.66	8.57	11.63	2.41	14.04	24.00	-9.96	
6945	199	SDM	AVG	8.75	8.64	11.71	2.61	14.32	24.00	-9.68	
7025	215	SDM	AVG	8.65	8.58	11.62	2.61	14.23	24.00	-9.77	

Table 7-89. SDM Primary 80MHz BW 802.11ax(SU) (UNII) Maximum Conducted Output Power – Low Power Indoor (Low Data Rate)

6GHz (80MHz Bandwidth)	Frequency [MHz]	Channel	Mode	Detector	Conducted Power [dBm]			Directional Ant. Gain [dBi]	Max e.i.r.p. [dBm]	Max e.i.r.p. Limit [dBm]	e.i.r.p. Margin [dB]
					Antenna WF5B	Antenna 4a	Summed				
					5985	7	SDM				
6145	39	SDM	AVG	9.17	9.19	12.19	2.15	14.34	24.00	-9.66	
6385	87	SDM	AVG	9.10	9.25	12.19	2.15	14.34	24.00	-9.66	
6465	103	SDM	AVG	9.08	9.25	12.18	2.20	14.38	24.00	-9.62	
6545	119	SDM	AVG	8.97	8.78	11.88	2.41	14.29	24.00	-9.71	
6705	151	SDM	AVG	8.88	8.87	11.89	2.41	14.30	24.00	-9.70	
6865	183	SDM	AVG	8.65	8.73	11.70	2.41	14.11	24.00	-9.89	
6945	199	SDM	AVG	8.75	8.50	11.64	2.61	14.25	24.00	-9.75	
7025	215	SDM	AVG	8.59	8.69	11.65	2.61	14.26	24.00	-9.74	

Table 7-90. SDM Primary 80MHz BW 802.11ax(SU) (UNII) Maximum Conducted Output Power – Low Power Indoor (Mid Data Rate)

6GHz (80MHz Bandwidth)	Frequency [MHz]	Channel	Mode	Detector	Conducted Power [dBm]			Directional Ant. Gain [dBi]	Max e.i.r.p. [dBm]	Max e.i.r.p. Limit [dBm]	e.i.r.p. Margin [dB]
					Antenna WF5B	Antenna 4a	Summed				
					5985	7	SDM				
6145	39	SDM	AVG	9.25	8.98	12.13	2.15	14.28	24.00	-9.72	
6385	87	SDM	AVG	9.25	9.11	12.19	2.15	14.34	24.00	-9.66	
6465	103	SDM	AVG	9.10	9.21	12.17	2.20	14.37	24.00	-9.63	
6545	119	SDM	AVG	9.00	9.00	12.01	2.41	14.42	24.00	-9.58	
6705	151	SDM	AVG	8.87	8.79	11.84	2.41	14.25	24.00	-9.75	
6865	183	SDM	AVG	8.67	8.57	11.63	2.41	14.04	24.00	-9.96	
6945	199	SDM	AVG	8.66	8.59	11.64	2.61	14.25	24.00	-9.75	
7025	215	SDM	AVG	8.73	8.67	11.71	2.61	14.32	24.00	-9.68	

Table 7-91. SDM Primary 80MHz BW 802.11ax(SU) (UNII) Maximum Conducted Output Power – Low Power Indoor (High Data Rate)

6GHz (160MHz Bandwidth)	Frequency [MHz]	Channel	Mode	Detector	Conducted Power [dBm]			Directional Ant. Gain [dBi]	Max e.i.r.p. [dBm]	Max e.i.r.p. Limit [dBm]	e.i.r.p. Margin [dB]
					Antenna WF5B	Antenna 4a	Summed				
					6025	15	SDM				
6185	47	SDM	AVG	11.64	11.68	14.67	2.15	16.82	24.00	-7.18	
6345	79	SDM	AVG	11.58	11.59	14.60	2.15	16.75	24.00	-7.25	
6505	111	SDM	AVG	11.50	11.47	14.49	2.20	16.69	24.00	-7.31	
6665	143	SDM	AVG	11.42	11.50	14.47	2.41	16.88	24.00	-7.12	
6825	175	SDM	AVG	11.00	11.25	14.14	2.41	16.55	24.00	-7.45	
6985	207	SDM	AVG	11.15	11.19	14.18	2.61	16.79	24.00	-7.21	

Table 7-92. SDM Primary 160MHz BW 802.11ax(SU) (UNII) Maximum Conducted Output Power – Low Power Indoor (Low Data Rate)

FCC ID: BCGA2837 IC: 579C-A2837		MEASUREMENT REPORT (CERTIFICATION)	Approved by: Technical Manager
Test Report S/N: 1C2311270068-24-R2.BCG	Test Dates: 11/28/2023 - 04/04/2024	EUT Type: Tablet Device	Page 92 of 510

6GHz (160MHz Bandwidth)	Frequency [MHz]	Channel	Mode	Detector	Conducted Power [dBm]			Directional Ant. Gain [dBi]	Max e.i.r.p. [dBm]	Max e.i.r.p. Limit [dBm]	e.i.r.p. Margin [dB]
					Antenna WF5B	Antenna 4a	Summed				
					6025	15	SDM				
6185	47	SDM	AVG	11.64	11.60	14.63	2.15	16.78	24.00	-7.22	
6345	79	SDM	AVG	11.57	11.68	14.63	2.15	16.78	24.00	-7.22	
6505	111	SDM	AVG	11.27	11.50	14.40	2.20	16.60	24.00	-7.40	
6665	143	SDM	AVG	11.26	11.50	14.39	2.41	16.80	24.00	-7.20	
6825	175	SDM	AVG	11.10	11.23	14.17	2.41	16.58	24.00	-7.42	
6985	207	SDM	AVG	11.16	11.16	14.17	2.61	16.78	24.00	-7.22	

**Table 7-93. SDM Primary 160MHz BW 802.11ax(SU) (UNII) Maximum Conducted Output Power – Low Power Indoor (Mid Data Rate)**

6GHz (160MHz Bandwidth)	Frequency [MHz]	Channel	Mode	Detector	Conducted Power [dBm]			Directional Ant. Gain [dBi]	Max e.i.r.p. [dBm]	Max e.i.r.p. Limit [dBm]	e.i.r.p. Margin [dB]
					Antenna WF5B	Antenna 4a	Summed				
					6025	15	SDM				
6185	47	SDM	AVG	11.70	11.60	14.66	2.15	16.81	24.00	-7.19	
6345	79	SDM	AVG	11.59	11.62	14.61	2.15	16.76	24.00	-7.24	
6505	111	SDM	AVG	11.48	11.40	14.45	2.20	16.65	24.00	-7.35	
6665	143	SDM	AVG	11.27	11.36	14.32	2.41	16.73	24.00	-7.27	
6825	175	SDM	AVG	11.25	11.16	14.22	2.41	16.63	24.00	-7.37	
6985	207	SDM	AVG	11.14	11.05	14.10	2.61	16.71	24.00	-7.29	

**Table 7-94. SDM Primary 160MHz BW 802.11ax(SU) (UNII) Maximum Conducted Output Power – Low Power Indoor (High Data Rate)**

FCC ID: BCGA2837 IC: 579C-A2837		<b>MEASUREMENT REPORT (CERTIFICATION)</b>	<b>Approved by:</b> Technical Manager
Test Report S/N: 1C2311270068-24-R2.BCG	Test Dates: 11/28/2023 - 04/04/2024	EUT Type: Tablet Device	Page 93 of 510

6GHz (20MHz Bandwidth)	Frequency [MHz]	Channel	Mode	Detector	Conducted Power [dBm]			Directional Ant. Gain [dBi]	Max e.i.r.p. [dBm]	Max e.i.r.p. Limit [dBm]	e.i.r.p. Margin [dB]
					Antenna WF5B	Antenna 4a	Summed				
					5955	1	CDD				
6175	45	CDD	AVG	16.75	17.83	20.33	2.30	22.63	30.00	-7.37	
6415	93	CDD	AVG	17.18	17.73	20.47	2.30	22.77	30.00	-7.23	
6535	117	CDD	AVG	16.81	17.92	20.41	2.70	23.11	30.00	-6.89	
6695	149	CDD	AVG	16.63	17.70	20.21	2.70	22.91	30.00	-7.09	
6855	181	CDD	AVG	16.72	17.22	19.99	2.70	22.69	30.00	-7.31	

Table 7-95. CDD Primary 20MHz BW 802.11ax(SU) (UNII) Maximum Conducted Output Power – Standard Power (Low Data Rate)

6GHz (20MHz Bandwidth)	Frequency [MHz]	Channel	Mode	Detector	Conducted Power [dBm]			Directional Ant. Gain [dBi]	Max e.i.r.p. [dBm]	Max e.i.r.p. Limit [dBm]	e.i.r.p. Margin [dB]
					Antenna WF5B	Antenna 4a	Summed				
					5955	1	CDD				
6175	45	CDD	AVG	16.77	18.00	20.44	2.30	22.74	30.00	-7.26	
6415	93	CDD	AVG	17.21	17.75	20.50	2.30	22.80	30.00	-7.20	
6535	117	CDD	AVG	16.83	17.82	20.36	2.70	23.06	30.00	-6.94	
6695	149	CDD	AVG	16.63	17.79	20.26	2.70	22.96	30.00	-7.04	
6855	181	CDD	AVG	16.91	17.39	20.16	2.70	22.86	30.00	-7.14	

Table 7-96. CDD Primary 20MHz BW 802.11ax(SU) (UNII) Maximum Conducted Output Power – Standard Power (Mid Data Rate)

6GHz (20MHz Bandwidth)	Frequency [MHz]	Channel	Mode	Detector	Conducted Power [dBm]			Directional Ant. Gain [dBi]	Max e.i.r.p. [dBm]	Max e.i.r.p. Limit [dBm]	e.i.r.p. Margin [dB]
					Antenna WF5B	Antenna 4a	Summed				
					5955	1	CDD				
6175	45	CDD	AVG	16.57	17.66	20.16	2.30	22.46	30.00	-7.54	
6415	93	CDD	AVG	17.00	17.59	20.31	2.30	22.61	30.00	-7.39	
6535	117	CDD	AVG	16.65	17.88	20.32	2.70	23.02	30.00	-6.98	
6695	149	CDD	AVG	16.45	17.60	20.08	2.70	22.78	30.00	-7.22	
6855	181	CDD	AVG	16.73	17.34	20.05	2.70	22.75	30.00	-7.25	

Table 7-97. CDD Primary 20MHz BW 802.11ax(SU) (UNII) Maximum Conducted Output Power – Standard Power (High Data Rate)

6GHz (40MHz Bandwidth)	Frequency [MHz]	Channel	Mode	Detector	Conducted Power [dBm]			Directional Ant. Gain [dBi]	Max e.i.r.p. [dBm]	Max e.i.r.p. Limit [dBm]	e.i.r.p. Margin [dB]
					Antenna WF5B	Antenna 4a	Summed				
					5965	3	CDD				
6165	43	CDD	AVG	16.74	17.62	20.22	2.30	22.52	30.00	-7.48	
6405	91	CDD	AVG	17.12	17.59	20.37	2.30	22.67	30.00	-7.33	
6565	123	CDD	AVG	16.90	17.97	20.48	2.70	23.18	30.00	-6.82	
6725	155	CDD	AVG	16.97	17.66	20.34	2.70	23.04	30.00	-6.96	
6845	179	CDD	AVG	16.99	17.65	20.34	2.70	23.04	30.00	-6.96	

Table 7-98. CDD Primary 40MHz BW 802.11ax(SU) (UNII) Maximum Conducted Output Power – Standard Power (Low Data Rate)

6GHz (40MHz Bandwidth)	Frequency [MHz]	Channel	Mode	Detector	Conducted Power [dBm]			Directional Ant. Gain [dBi]	Max e.i.r.p. [dBm]	Max e.i.r.p. Limit [dBm]	e.i.r.p. Margin [dB]
					Antenna WF5B	Antenna 4a	Summed				
					5965	3	CDD				
6165	43	CDD	AVG	16.74	17.65	20.23	2.30	22.53	30.00	-7.47	
6405	91	CDD	AVG	17.05	17.64	20.37	2.30	22.67	30.00	-7.33	
6565	123	CDD	AVG	16.87	18.00	20.48	2.70	23.18	30.00	-6.82	
6725	155	CDD	AVG	16.88	17.65	20.29	2.70	22.99	30.00	-7.01	
6845	179	CDD	AVG	16.94	17.65	20.32	2.70	23.02	30.00	-6.98	

Table 7-99. CDD Primary 40MHz BW 802.11ax(SU) (UNII) Maximum Conducted Output Power – Standard Power (Mid Data Rate)

FCC ID: BCGA2837 IC: 579C-A2837		MEASUREMENT REPORT (CERTIFICATION)	Approved by: Technical Manager
Test Report S/N: 1C2311270068-24-R2.BCG	Test Dates: 11/28/2023 - 04/04/2024	EUT Type: Tablet Device	Page 94 of 510

6GHz (40MHz Bandwidth)	Frequency [MHz]	Channel	Mode	Detector	Conducted Power [dBm]			Directional Ant. Gain [dBi]	Max e.i.r.p. [dBm]	Max e.i.r.p. Limit [dBm]	e.i.r.p. Margin [dB]
					Antenna WF5B	Antenna 4a	Summed				
					5965	3	CDD				
6165	43	CDD	AVG	16.50	17.48	20.03	2.30	22.33	30.00	-7.67	
6405	91	CDD	AVG	16.83	17.47	20.17	2.30	22.47	30.00	-7.53	
6565	123	CDD	AVG	16.67	17.81	20.29	2.70	22.99	30.00	-7.01	
6725	155	CDD	AVG	16.76	17.49	20.15	2.70	22.85	30.00	-7.15	
6845	179	CDD	AVG	16.79	17.49	20.16	2.70	22.86	30.00	-7.14	

Table 7-100. CDD Primary 40MHz BW 802.11ax(SU) (UNII) Maximum Conducted Output Power – Standard Power (High Data Rate)

6GHz (80MHz Bandwidth)	Frequency [MHz]	Channel	Mode	Detector	Conducted Power [dBm]			Directional Ant. Gain [dBi]	Max e.i.r.p. [dBm]	Max e.i.r.p. Limit [dBm]	e.i.r.p. Margin [dB]
					Antenna WF5B	Antenna 4a	Summed				
					5985	7	CDD				
6145	39	CDD	AVG	16.86	17.89	20.42	2.30	22.72	30.00	-7.28	
6385	87	CDD	AVG	17.12	17.73	20.45	2.30	22.75	30.00	-7.25	
6625	135	CDD	AVG	17.33	17.28	20.31	2.70	23.01	30.00	-6.99	
6705	151	CDD	AVG	16.82	17.80	20.35	2.70	23.05	30.00	-6.95	
6785	167	CDD	AVG	17.03	17.03	20.04	2.70	22.74	30.00	-7.26	

Table 7-101. CDD Primary 80MHz BW 802.11ax(SU) (UNII) Maximum Conducted Output Power – Standard Power (Low Data Rate)

6GHz (80MHz Bandwidth)	Frequency [MHz]	Channel	Mode	Detector	Conducted Power [dBm]			Directional Ant. Gain [dBi]	Max e.i.r.p. [dBm]	Max e.i.r.p. Limit [dBm]	e.i.r.p. Margin [dB]
					Antenna WF5B	Antenna 4a	Summed				
					5985	7	CDD				
6145	39	CDD	AVG	16.81	17.87	20.38	2.30	22.68	30.00	-7.32	
6385	87	CDD	AVG	17.02	17.78	20.43	2.30	22.73	30.00	-7.27	
6625	135	CDD	AVG	17.18	17.40	20.30	2.70	23.00	30.00	-7.00	
6705	151	CDD	AVG	16.80	17.72	20.29	2.70	22.99	30.00	-7.01	
6785	167	CDD	AVG	16.99	17.07	20.04	2.70	22.74	30.00	-7.26	

Table 7-102. CDD Primary 80MHz BW 802.11ax(SU) (UNII) Maximum Conducted Output Power – Standard Power (Mid Data Rate)

6GHz (80MHz Bandwidth)	Frequency [MHz]	Channel	Mode	Detector	Conducted Power [dBm]			Directional Ant. Gain [dBi]	Max e.i.r.p. [dBm]	Max e.i.r.p. Limit [dBm]	e.i.r.p. Margin [dB]
					Antenna WF5B	Antenna 4a	Summed				
					5985	7	CDD				
6145	39	CDD	AVG	16.69	17.75	20.26	2.30	22.56	30.00	-7.44	
6385	87	CDD	AVG	16.92	17.66	20.32	2.30	22.62	30.00	-7.38	
6625	135	CDD	AVG	17.10	17.30	20.21	2.70	22.91	30.00	-7.09	
6705	151	CDD	AVG	16.63	17.63	20.17	2.70	22.87	30.00	-7.13	
6785	167	CDD	AVG	16.93	16.96	19.95	2.70	22.65	30.00	-7.35	

Table 7-103. CDD Primary 80MHz BW 802.11ax(SU) (UNII) Maximum Conducted Output Power – Standard Power (High Data Rate)

6GHz (160MHz Bandwidth)	Frequency [MHz]	Channel	Mode	Detector	Conducted Power [dBm]			Directional Ant. Gain [dBi]	Max e.i.r.p. [dBm]	Max e.i.r.p. Limit [dBm]	e.i.r.p. Margin [dB]
					Antenna WF5B	Antenna 4a	Summed				
					6025	15	CDD				
6185	47	CDD	AVG	16.67	18.00	20.39	2.30	22.69	30.00	-7.31	
6345	79	CDD	AVG	16.66	17.88	20.32	2.30	22.62	30.00	-7.38	
6665	143	CDD	AVG	16.92	17.83	20.41	2.70	23.11	30.00	-6.89	

Table 7-104. CDD Primary 160MHz BW 802.11ax(SU) (UNII) Maximum Conducted Output Power – Standard Power (Low Data Rate)

FCC ID: BCGA2837 IC: 579C-A2837		MEASUREMENT REPORT (CERTIFICATION)	Approved by: Technical Manager
Test Report S/N: 1C2311270068-24-R2.BCG	Test Dates: 11/28/2023 - 04/04/2024	EUT Type: Tablet Device	Page 95 of 510

6GHz (160MHz Bandwidth)	Frequency [MHz]	Channel	Mode	Detector	Conducted Power [dBm]			Directional Ant. Gain [dBi]	Max e.i.r.p. [dBm]	Max e.i.r.p. Limit [dBm]	e.i.r.p. Margin [dB]
					Antenna WF5B	Antenna 4a	Summed				
	6025	15	CDD	AVG	16.82	17.77	20.33	2.30	22.63	30.00	-7.37
	6185	47	CDD	AVG	16.66	17.92	20.35	2.30	22.65	30.00	-7.35
	6345	79	CDD	AVG	16.58	17.80	20.24	2.30	22.54	30.00	-7.46
	6665	143	CDD	AVG	16.84	18.00	20.47	2.70	23.17	30.00	-6.83

**Table 7-105. CDD Primary 160MHz BW 802.11ax(SU) (UNII) Maximum Conducted Output Power – Standard Power (Mid Data Rate)**

6GHz (160MHz Bandwidth)	Frequency [MHz]	Channel	Mode	Detector	Conducted Power [dBm]			Directional Ant. Gain [dBi]	Max e.i.r.p. [dBm]	Max e.i.r.p. Limit [dBm]	e.i.r.p. Margin [dB]
					Antenna WF5B	Antenna 4a	Summed				
	6025	15	CDD	AVG	16.51	17.48	20.03	2.30	22.33	30.00	-7.67
	6185	47	CDD	AVG	16.37	17.62	20.05	2.30	22.35	30.00	-7.65
	6345	79	CDD	AVG	16.31	17.55	19.99	2.30	22.29	30.00	-7.71
	6665	143	CDD	AVG	16.65	17.60	20.16	2.70	22.86	30.00	-7.14

**Table 7-106. CDD Primary 160MHz BW 802.11ax(SU) (UNII) Maximum Conducted Output Power – Standard Power (High Data Rate)**

FCC ID: BCGA2837 IC: 579C-A2837		<b>MEASUREMENT REPORT (CERTIFICATION)</b>	<b>Approved by:</b> Technical Manager
<b>Test Report S/N:</b> 1C2311270068-24-R2.BCG	<b>Test Dates:</b> 11/28/2023 - 04/04/2024	<b>EUT Type:</b> Tablet Device	Page 96 of 510



### 7.3.5 SDM/CDD Diversity Conducted Output Power Measurements

5GHz (20MHz Bandwidth)	Frequency [MHz]	Channel	Mode	Detector	Conducted Power [dBm]			Directional Ant. Gain [dBi]	Max e.i.r.p. [dBm]	Max e.i.r.p. Limit [dBm]	e.i.r.p. Margin [dB]
					Antenna 4a	Antenna 2a	Summed				
					5955	1	SDM				
6175	45	SDM	AVG	3.08	3.12	6.11	0.99	7.10	24.00	-16.90	
6415	93	SDM	AVG	3.25	3.01	6.14	0.99	7.13	24.00	-16.87	
6435	97	SDM	AVG	3.13	3.25	6.20	1.20	7.40	24.00	-16.60	
6475	105	SDM	AVG	3.25	3.18	6.22	1.20	7.42	24.00	-16.58	
6515	113	SDM	AVG	3.05	3.07	6.07	1.20	7.27	24.00	-16.73	
6535	117	SDM	AVG	3.00	3.00	6.01	1.58	7.59	24.00	-16.41	
6695	149	SDM	AVG	2.90	2.86	5.89	1.58	7.47	24.00	-16.53	
6875	185	SDM	AVG	2.75	2.75	5.76	1.58	7.34	24.00	-16.66	
6895	189	SDM	AVG	2.75	2.75	5.76	0.99	6.75	24.00	-17.25	
6995	209	SDM	AVG	2.75	2.62	5.70	0.99	6.69	24.00	-17.31	
7115	233	SDM	AVG	2.75	2.65	5.71	0.99	6.70	24.00	-17.30	

Table 7-107. SDM Diversity 20MHz BW 802.11ax(SU) (UNII) Maximum Conducted Output Power – Low Power Indoor (Low Data Rate)

5GHz (20MHz Bandwidth)	Frequency [MHz]	Channel	Mode	Detector	Conducted Power [dBm]			Directional Ant. Gain [dBi]	Max e.i.r.p. [dBm]	Max e.i.r.p. Limit [dBm]	e.i.r.p. Margin [dB]
					Antenna 4a	Antenna 2a	Summed				
					5955	1	SDM				
6175	45	SDM	AVG	3.19	3.02	6.11	0.99	7.10	24.00	-16.90	
6415	93	SDM	AVG	3.25	3.04	6.15	0.99	7.14	24.00	-16.86	
6435	97	SDM	AVG	3.15	3.25	6.21	1.20	7.41	24.00	-16.59	
6475	105	SDM	AVG	3.16	3.25	6.22	1.20	7.42	24.00	-16.58	
6515	113	SDM	AVG	3.09	3.07	6.09	1.20	7.29	24.00	-16.71	
6535	117	SDM	AVG	2.94	3.00	5.98	1.58	7.56	24.00	-16.44	
6695	149	SDM	AVG	2.79	2.92	5.87	1.58	7.45	24.00	-16.55	
6875	185	SDM	AVG	2.64	2.70	5.68	1.58	7.26	24.00	-16.74	
6895	189	SDM	AVG	2.67	2.74	5.72	0.99	6.71	24.00	-17.29	
6995	209	SDM	AVG	2.68	2.75	5.73	0.99	6.72	24.00	-17.28	
7115	233	SDM	AVG	2.75	2.68	5.73	0.99	6.72	24.00	-17.28	

Table 7-108. SDM Diversity 20MHz BW 802.11ax(SU) (UNII) Maximum Conducted Output Power – Low Power Indoor (Mid Data Rate)

5GHz (20MHz Bandwidth)	Frequency [MHz]	Channel	Mode	Detector	Conducted Power [dBm]			Directional Ant. Gain [dBi]	Max e.i.r.p. [dBm]	Max e.i.r.p. Limit [dBm]	e.i.r.p. Margin [dB]
					Antenna 4a	Antenna 2a	Summed				
					5955	1	SDM				
6175	45	SDM	AVG	3.01	3.10	6.07	0.99	7.06	24.00	-16.94	
6415	93	SDM	AVG	3.21	3.12	6.17	0.99	7.16	24.00	-16.84	
6435	97	SDM	AVG	3.25	3.25	6.26	1.20	7.46	24.00	-16.54	
6475	105	SDM	AVG	3.25	3.20	6.23	1.20	7.43	24.00	-16.57	
6515	113	SDM	AVG	3.04	3.20	6.14	1.20	7.34	24.00	-16.66	
6535	117	SDM	AVG	2.93	2.94	5.95	1.58	7.53	24.00	-16.47	
6695	149	SDM	AVG	2.77	2.80	5.80	1.58	7.38	24.00	-16.62	
6875	185	SDM	AVG	2.69	2.75	5.73	1.58	7.31	24.00	-16.69	
6895	189	SDM	AVG	2.75	2.75	5.76	0.99	6.75	24.00	-17.25	
6995	209	SDM	AVG	2.69	2.58	5.65	0.99	6.64	24.00	-17.36	
7115	233	SDM	AVG	2.75	2.62	5.70	0.99	6.69	24.00	-17.31	

Table 7-109. SDM Diversity 20MHz BW 802.11ax(SU) (UNII) Maximum Conducted Output Power – Low Power Indoor (High Data Rate)

FCC ID: BCGA2837 IC: 579C-A2837		MEASUREMENT REPORT (CERTIFICATION)	Approved by: Technical Manager
Test Report S/N: 1C2311270068-24-R2.BCG	Test Dates: 11/28/2023 - 04/04/2024	EUT Type: Tablet Device	Page 97 of 510

5GHz (40MHz Bandwidth)	Frequency [MHz]	Channel	Mode	Detector	Conducted Power [dBm]			Directional Ant. Gain [dBi]	Max e.i.r.p. [dBm]	Max e.i.r.p. Limit [dBm]	e.i.r.p. Margin [dB]
					Antenna 4a	Antenna 2a	Summed				
	5965	3	SDM	AVG	7.05	7.25	10.16	0.99	11.15	24.00	-12.85
	6165	43	SDM	AVG	6.23	6.19	9.22	0.99	10.21	24.00	-13.79
	6405	91	SDM	AVG	6.04	6.25	9.16	0.99	10.15	24.00	-13.85
	6445	99	SDM	AVG	6.10	6.13	9.12	1.20	10.32	24.00	-13.68
	6485	107	SDM	AVG	6.25	6.12	9.20	1.20	10.40	24.00	-13.60
	6525	115	SDM	AVG	5.99	6.00	9.01	1.20	10.21	24.00	-13.79
	6565	123	SDM	AVG	5.94	5.97	8.97	1.58	10.55	24.00	-13.45
	6725	155	SDM	AVG	5.87	5.97	8.93	1.58	10.51	24.00	-13.49
	6845	179	SDM	AVG	6.00	5.85	8.94	1.58	10.52	24.00	-13.48
	6885	187	SDM	AVG	5.75	5.60	8.69	0.99	9.68	24.00	-14.32
	7005	211	SDM	AVG	5.57	5.72	8.66	0.99	9.65	24.00	-14.35
	7085	227	SDM	AVG	5.68	5.54	8.62	0.99	9.61	24.00	-14.39

Table 7-110. SDM Diversity 40MHz BW 802.11ax(SU) (UNII) Maximum Conducted Output Power – Low Power Indoor (Low Data Rate)

5GHz (40MHz Bandwidth)	Frequency [MHz]	Channel	Mode	Detector	Conducted Power [dBm]			Directional Ant. Gain [dBi]	Max e.i.r.p. [dBm]	Max e.i.r.p. Limit [dBm]	e.i.r.p. Margin [dB]
					Antenna 4a	Antenna 2a	Summed				
	5965	3	SDM	AVG	7.11	7.25	10.19	0.99	11.18	24.00	-12.82
	6165	43	SDM	AVG	6.25	6.09	9.18	0.99	10.17	24.00	-13.83
	6405	91	SDM	AVG	6.25	6.25	9.26	0.99	10.25	24.00	-13.75
	6445	99	SDM	AVG	6.19	6.17	9.19	1.20	10.39	24.00	-13.61
	6485	107	SDM	AVG	6.08	6.19	9.15	1.20	10.35	24.00	-13.65
	6525	115	SDM	AVG	5.96	5.98	8.98	1.20	10.18	24.00	-13.82
	6565	123	SDM	AVG	5.98	6.00	9.00	1.58	10.58	24.00	-13.42
	6725	155	SDM	AVG	5.79	6.00	8.91	1.58	10.49	24.00	-13.51
	6845	179	SDM	AVG	5.89	6.00	8.95	1.58	10.53	24.00	-13.47
	6885	187	SDM	AVG	5.75	5.59	8.68	0.99	9.67	24.00	-14.33
	7005	211	SDM	AVG	5.61	5.74	8.69	0.99	9.68	24.00	-14.32
	7085	227	SDM	AVG	5.75	5.51	8.64	0.99	9.63	24.00	-14.37

Table 7-111. SDM Diversity 40MHz BW 802.11ax(SU) (UNII) Maximum Conducted Output Power – Low Power Indoor (Mid Data Rate)

5GHz (40MHz Bandwidth)	Frequency [MHz]	Channel	Mode	Detector	Conducted Power [dBm]			Directional Ant. Gain [dBi]	Max e.i.r.p. [dBm]	Max e.i.r.p. Limit [dBm]	e.i.r.p. Margin [dB]
					Antenna 4a	Antenna 2a	Summed				
	5965	3	SDM	AVG	7.02	7.14	10.09	0.99	11.08	24.00	-12.92
	6165	43	SDM	AVG	6.25	6.04	9.15	0.99	10.14	24.00	-13.86
	6405	91	SDM	AVG	6.25	6.17	9.22	0.99	10.21	24.00	-13.79
	6445	99	SDM	AVG	6.25	6.25	9.26	1.20	10.46	24.00	-13.54
	6485	107	SDM	AVG	6.20	6.17	9.20	1.20	10.40	24.00	-13.60
	6525	115	SDM	AVG	5.83	5.89	8.87	1.20	10.07	24.00	-13.93
	6565	123	SDM	AVG	5.82	5.98	8.91	1.58	10.49	24.00	-13.51
	6725	155	SDM	AVG	5.84	5.99	8.92	1.58	10.50	24.00	-13.50
	6845	179	SDM	AVG	5.86	5.98	8.93	1.58	10.51	24.00	-13.49
	6885	187	SDM	AVG	5.62	5.58	8.61	0.99	9.60	24.00	-14.40
	7005	211	SDM	AVG	5.63	5.63	8.64	0.99	9.63	24.00	-14.37
	7085	227	SDM	AVG	5.57	5.60	8.60	0.99	9.59	24.00	-14.41

Table 7-112. SDM Diversity 40MHz BW 802.11ax(SU) (UNII) Maximum Conducted Output Power – Low Power Indoor (High Data Rate)

FCC ID: BCGA2837 IC: 579C-A2837		MEASUREMENT REPORT (CERTIFICATION)	Approved by: Technical Manager
Test Report S/N: 1C2311270068-24-R2.BCG	Test Dates: 11/28/2023 - 04/04/2024	EUT Type: Tablet Device	Page 98 of 510

5GHz (80MHz Bandwidth)	Frequency [MHz]	Channel	Mode	Detector	Conducted Power [dBm]			Directional Ant. Gain [dBi]	Max e.i.r.p. [dBm]	Max e.i.r.p. Limit [dBm]	e.i.r.p. Margin [dB]
					Antenna 4a	Antenna 2a	Summed				
					5985	7	SDM				
6145	39	SDM	AVG	9.25	9.25	12.26	0.99	13.25	24.00	-10.75	
6385	87	SDM	AVG	9.20	9.05	12.13	0.99	13.12	24.00	-10.88	
6465	103	SDM	AVG	9.25	9.01	12.14	1.20	13.34	24.00	-10.66	
6545	119	SDM	AVG	8.85	8.77	11.82	1.58	13.40	24.00	-10.60	
6705	151	SDM	AVG	8.87	8.81	11.85	1.58	13.43	24.00	-10.57	
6865	183	SDM	AVG	8.57	8.52	11.56	1.58	13.14	24.00	-10.86	
6945	199	SDM	AVG	8.64	8.67	11.66	0.99	12.65	24.00	-11.35	
7025	215	SDM	AVG	8.58	8.75	11.68	0.99	12.67	24.00	-11.33	

Table 7-113. SDM Diversity 80MHz BW 802.11ax(SU) (UNII) Maximum Conducted Output Power – Low Power Indoor (Low Data Rate)

5GHz (80MHz Bandwidth)	Frequency [MHz]	Channel	Mode	Detector	Conducted Power [dBm]			Directional Ant. Gain [dBi]	Max e.i.r.p. [dBm]	Max e.i.r.p. Limit [dBm]	e.i.r.p. Margin [dB]
					Antenna 4a	Antenna 2a	Summed				
					5985	7	SDM				
6145	39	SDM	AVG	9.19	9.15	12.18	0.99	13.17	24.00	-10.83	
6385	87	SDM	AVG	9.25	9.12	12.20	0.99	13.19	24.00	-10.81	
6465	103	SDM	AVG	9.25	9.25	12.26	1.20	13.46	24.00	-10.54	
6545	119	SDM	AVG	8.78	8.78	11.79	1.58	13.37	24.00	-10.63	
6705	151	SDM	AVG	8.87	8.93	11.91	1.58	13.49	24.00	-10.51	
6865	183	SDM	AVG	8.73	8.63	11.69	1.58	13.27	24.00	-10.73	
6945	199	SDM	AVG	8.50	8.54	11.53	0.99	12.52	24.00	-11.48	
7025	215	SDM	AVG	8.69	8.70	11.71	0.99	12.70	24.00	-11.30	

Table 7-114. SDM Diversity 80MHz BW 802.11ax(SU) (UNII) Maximum Conducted Output Power – Low Power Indoor (Mid Data Rate)

5GHz (80MHz Bandwidth)	Frequency [MHz]	Channel	Mode	Detector	Conducted Power [dBm]			Directional Ant. Gain [dBi]	Max e.i.r.p. [dBm]	Max e.i.r.p. Limit [dBm]	e.i.r.p. Margin [dB]
					Antenna 4a	Antenna 2a	Summed				
					5985	7	SDM				
6145	39	SDM	AVG	8.98	9.25	12.13	0.99	13.12	24.00	-10.88	
6385	87	SDM	AVG	9.11	9.07	12.10	0.99	13.09	24.00	-10.91	
6465	103	SDM	AVG	9.21	9.15	12.19	1.20	13.39	24.00	-10.61	
6545	119	SDM	AVG	9.00	8.96	11.99	1.58	13.57	24.00	-10.43	
6705	151	SDM	AVG	8.79	8.79	11.80	1.58	13.38	24.00	-10.62	
6865	183	SDM	AVG	8.57	8.72	11.65	1.58	13.23	24.00	-10.77	
6945	199	SDM	AVG	8.59	8.55	11.58	0.99	12.57	24.00	-11.43	
7025	215	SDM	AVG	8.67	8.69	11.69	0.99	12.68	24.00	-11.32	

Table 7-115. SDM Diversity 80MHz BW 802.11ax(SU) (UNII) Maximum Conducted Output Power – Low Power Indoor (High Data Rate)

5GHz (160MHz Bandwidth)	Frequency [MHz]	Channel	Mode	Detector	Conducted Power [dBm]			Directional Ant. Gain [dBi]	Max e.i.r.p. [dBm]	Max e.i.r.p. Limit [dBm]	e.i.r.p. Margin [dB]
					Antenna 4a	Antenna 2a	Summed				
					6025	15	SDM				
6185	47	SDM	AVG	11.68	11.61	14.65	0.99	15.64	24.00	-8.36	
6345	79	SDM	AVG	11.59	11.59	14.60	0.99	15.59	24.00	-8.41	
6505	111	SDM	AVG	11.47	11.50	14.49	1.20	15.69	24.00	-8.31	
6665	143	SDM	AVG	11.50	11.30	14.41	1.58	15.99	24.00	-8.01	
6825	175	SDM	AVG	11.25	11.25	14.26	1.58	15.84	24.00	-8.16	
6985	207	SDM	AVG	11.19	11.22	14.21	0.99	15.20	24.00	-8.80	

Table 7-116. SDM Diversity 160MHz BW 802.11ax(SU) (UNII) Maximum Conducted Output Power – Low Power Indoor (Low Data Rate)

FCC ID: BCGA2837 IC: 579C-A2837		MEASUREMENT REPORT (CERTIFICATION)	Approved by: Technical Manager
Test Report S/N: 1C2311270068-24-R2.BCG	Test Dates: 11/28/2023 - 04/04/2024	EUT Type: Tablet Device	Page 99 of 510

5GHz (160MHz Bandwidth)	Frequency [MHz]	Channel	Mode	Detector	Conducted Power [dBm]			Directional Ant. Gain [dBi]	Max e.i.r.p. [dBm]	Max e.i.r.p. Limit [dBm]	e.i.r.p. Margin [dB]
					Antenna 4a	Antenna 2a	Summed				
	6025	15	SDM	AVG	12.49	12.64	15.57	0.99	16.56	24.00	-7.44
	6185	47	SDM	AVG	11.60	11.58	14.60	0.99	15.59	24.00	-8.41
	6345	79	SDM	AVG	11.68	11.58	14.64	0.99	15.63	24.00	-8.37
	6505	111	SDM	AVG	11.50	11.50	14.51	1.20	15.71	24.00	-8.29
	6665	143	SDM	AVG	11.50	11.50	14.51	1.58	16.09	24.00	-7.91
	6825	175	SDM	AVG	11.23	11.05	14.15	1.58	15.73	24.00	-8.27
	6985	207	SDM	AVG	11.16	11.25	14.21	0.99	15.20	24.00	-8.80

**Table 7-117. SDM Diversity 160MHz BW 802.11ax(SU) (UNII) Maximum Conducted Output Power – Low Power Indoor (Mid Data Rate)**

5GHz (160MHz Bandwidth)	Frequency [MHz]	Channel	Mode	Detector	Conducted Power [dBm]			Directional Ant. Gain [dBi]	Max e.i.r.p. [dBm]	Max e.i.r.p. Limit [dBm]	e.i.r.p. Margin [dB]
					Antenna 4a	Antenna 2a	Summed				
	6025	15	SDM	AVG	12.66	12.66	15.67	0.99	16.66	24.00	-7.34
	6185	47	SDM	AVG	11.60	11.63	14.63	0.99	15.62	24.00	-8.38
	6345	79	SDM	AVG	11.62	11.58	14.61	0.99	15.60	24.00	-8.40
	6505	111	SDM	AVG	11.40	11.38	14.40	1.20	15.60	24.00	-8.40
	6665	143	SDM	AVG	11.36	11.49	14.43	1.58	16.01	24.00	-7.99
	6825	175	SDM	AVG	11.16	11.24	14.21	1.58	15.79	24.00	-8.21
	6985	207	SDM	AVG	11.05	11.05	14.06	0.99	15.05	24.00	-8.95

**Table 7-118. SDM Diversity 160MHz BW 802.11ax(SU) (UNII) Maximum Conducted Output Power – Low Power Indoor (High Data Rate)**

FCC ID: BCGA2837 IC: 579C-A2837		<b>MEASUREMENT REPORT (CERTIFICATION)</b>	<b>Approved by:</b> Technical Manager
Test Report S/N: 1C2311270068-24-R2.BCG	Test Dates: 11/28/2023 - 04/04/2024	EUT Type: Tablet Device	Page 100 of 510

5GHz (20MHz Bandwidth)	Frequency [MHz]	Channel	Mode	Detector	Conducted Power [dBm]			Directional Ant. Gain [dBi]	Max e.i.r.p. [dBm]	Max e.i.r.p. Limit [dBm]	e.i.r.p. Margin [dB]
					Antenna 4a	Antenna 2a	Summed				
					5955	1	CDD				
6175	45	CDD	AVG	17.83	17.28	20.57	2.30	22.87	30.00	-7.13	
6415	93	CDD	AVG	17.73	17.72	20.74	2.30	23.04	30.00	-6.96	
6535	117	CDD	AVG	17.92	17.24	20.61	2.10	22.71	30.00	-7.29	
6695	149	CDD	AVG	17.70	17.02	20.38	2.10	22.48	30.00	-7.52	
6855	181	CDD	AVG	17.22	17.18	20.21	2.10	22.31	30.00	-7.69	

Table 7-119. CDD Diversity 20MHz BW 802.11ax(SU) (UNII) Maximum Conducted Output Power – Standard Power (Low Data Rate)

5GHz (20MHz Bandwidth)	Frequency [MHz]	Channel	Mode	Detector	Conducted Power [dBm]			Directional Ant. Gain [dBi]	Max e.i.r.p. [dBm]	Max e.i.r.p. Limit [dBm]	e.i.r.p. Margin [dB]
					Antenna 4a	Antenna 2a	Summed				
					5955	1	CDD				
6175	45	CDD	AVG	18.00	17.36	20.70	2.30	23.00	30.00	-7.00	
6415	93	CDD	AVG	17.75	17.74	20.75	2.30	23.05	30.00	-6.95	
6535	117	CDD	AVG	17.82	17.30	20.57	2.10	22.67	30.00	-7.33	
6695	149	CDD	AVG	17.79	17.04	20.44	2.10	22.54	30.00	-7.46	
6855	181	CDD	AVG	17.39	17.23	20.32	2.10	22.42	30.00	-7.58	

Table 7-120. CDD Diversity 20MHz BW 802.11ax(SU) (UNII) Maximum Conducted Output Power – Standard Power (Mid Data Rate)

5GHz (20MHz Bandwidth)	Frequency [MHz]	Channel	Mode	Detector	Conducted Power [dBm]			Directional Ant. Gain [dBi]	Max e.i.r.p. [dBm]	Max e.i.r.p. Limit [dBm]	e.i.r.p. Margin [dB]
					Antenna 4a	Antenna 2a	Summed				
					5955	1	CDD				
6175	45	CDD	AVG	17.66	17.17	20.43	2.30	22.73	30.00	-7.27	
6415	93	CDD	AVG	17.59	17.56	20.59	2.30	22.89	30.00	-7.11	
6535	117	CDD	AVG	17.88	17.13	20.53	2.10	22.63	30.00	-7.37	
6695	149	CDD	AVG	17.60	16.90	20.28	2.10	22.38	30.00	-7.62	
6855	181	CDD	AVG	17.34	17.11	20.24	2.10	22.34	30.00	-7.66	

Table 7-121. CDD Diversity 20MHz BW 802.11ax(SU) (UNII) Maximum Conducted Output Power – Standard Power (High Data Rate)

5GHz (40MHz Bandwidth)	Frequency [MHz]	Channel	Mode	Detector	Conducted Power [dBm]			Directional Ant. Gain [dBi]	Max e.i.r.p. [dBm]	Max e.i.r.p. Limit [dBm]	e.i.r.p. Margin [dB]
					Antenna 4a	Antenna 2a	Summed				
					5965	3	CDD				
6165	43	CDD	AVG	17.62	17.36	20.50	2.30	22.80	30.00	-7.20	
6405	91	CDD	AVG	17.59	17.70	20.66	2.30	22.96	30.00	-7.04	
6565	123	CDD	AVG	17.97	17.35	20.68	2.10	22.78	30.00	-7.22	
6725	155	CDD	AVG	17.66	17.37	20.53	2.10	22.63	30.00	-7.37	
6845	179	CDD	AVG	17.65	17.61	20.64	2.10	22.74	30.00	-7.26	

Table 7-122. CDD Diversity 40MHz BW 802.11ax(SU) (UNII) Maximum Conducted Output Power – Standard Power (Low Data Rate)

5GHz (40MHz Bandwidth)	Frequency [MHz]	Channel	Mode	Detector	Conducted Power [dBm]			Directional Ant. Gain [dBi]	Max e.i.r.p. [dBm]	Max e.i.r.p. Limit [dBm]	e.i.r.p. Margin [dB]
					Antenna 4a	Antenna 2a	Summed				
					5965	3	CDD				
6165	43	CDD	AVG	17.65	17.22	20.45	2.30	22.75	30.00	-7.25	
6405	91	CDD	AVG	17.64	17.68	20.67	2.30	22.97	30.00	-7.03	
6565	123	CDD	AVG	18.00	17.26	20.66	2.10	22.76	30.00	-7.24	
6725	155	CDD	AVG	17.65	17.28	20.48	2.10	22.58	30.00	-7.42	
6845	179	CDD	AVG	17.65	17.59	20.63	2.10	22.73	30.00	-7.27	

Table 7-123. CDD Diversity 40MHz BW 802.11ax(SU) (UNII) Maximum Conducted Output Power – Standard Power (Mid Data Rate)

FCC ID: BCGA2837 IC: 579C-A2837		MEASUREMENT REPORT (CERTIFICATION)	Approved by: Technical Manager
Test Report S/N: 1C2311270068-24-R2.BCG	Test Dates: 11/28/2023 - 04/04/2024	EUT Type: Tablet Device	Page 101 of 510

5GHz (40MHz Bandwidth)	Frequency [MHz]	Channel	Mode	Detector	Conducted Power [dBm]			Directional Ant. Gain [dBi]	Max e.i.r.p. [dBm]	Max e.i.r.p. Limit [dBm]	e.i.r.p. Margin [dB]
					Antenna 4a	Antenna 2a	Summed				
					5965	3	CDD				
6165	43	CDD	AVG	17.48	17.10	20.31	2.30	22.61	30.00	-7.39	
6405	91	CDD	AVG	17.47	17.47	20.48	2.30	22.78	30.00	-7.22	
6565	123	CDD	AVG	17.81	17.12	20.49	2.10	22.59	30.00	-7.41	
6725	155	CDD	AVG	17.49	17.14	20.33	2.10	22.43	30.00	-7.57	
6845	179	CDD	AVG	17.49	17.46	20.48	2.10	22.58	30.00	-7.42	

Table 7-124. CDD Diversity 40MHz BW 802.11ax(SU) (UNII) Maximum Conducted Output Power – Standard Power (High Data Rate)

5GHz (80MHz Bandwidth)	Frequency [MHz]	Channel	Mode	Detector	Conducted Power [dBm]			Directional Ant. Gain [dBi]	Max e.i.r.p. [dBm]	Max e.i.r.p. Limit [dBm]	e.i.r.p. Margin [dB]
					Antenna 4a	Antenna 2a	Summed				
					5985	7	CDD				
6145	39	CDD	AVG	17.89	17.37	20.65	2.30	22.95	30.00	-7.05	
6385	87	CDD	AVG	17.73	17.63	20.69	2.30	22.99	30.00	-7.01	
6625	135	CDD	AVG	17.28	17.19	20.25	2.10	22.35	30.00	-7.65	
6705	151	CDD	AVG	17.80	17.22	20.53	2.10	22.63	30.00	-7.37	
6785	167	CDD	AVG	17.03	17.22	20.14	2.10	22.24	30.00	-7.76	

Table 7-125. CDD Diversity 80MHz BW 802.11ax(SU) (UNII) Maximum Conducted Output Power – Standard Power (Low Data Rate)

5GHz (80MHz Bandwidth)	Frequency [MHz]	Channel	Mode	Detector	Conducted Power [dBm]			Directional Ant. Gain [dBi]	Max e.i.r.p. [dBm]	Max e.i.r.p. Limit [dBm]	e.i.r.p. Margin [dB]
					Antenna 4a	Antenna 2a	Summed				
					5985	7	CDD				
6145	39	CDD	AVG	17.87	17.34	20.62	2.30	22.92	30.00	-7.08	
6385	87	CDD	AVG	17.78	17.60	20.70	2.30	23.00	30.00	-7.00	
6625	135	CDD	AVG	17.40	17.33	20.38	2.10	22.48	30.00	-7.52	
6705	151	CDD	AVG	17.72	17.18	20.47	2.10	22.57	30.00	-7.43	
6785	167	CDD	AVG	17.07	17.29	20.19	2.10	22.29	30.00	-7.71	

Table 7-126. CDD Diversity 80MHz BW 802.11ax(SU) (UNII) Maximum Conducted Output Power – Standard Power (Mid Data Rate)

5GHz (80MHz Bandwidth)	Frequency [MHz]	Channel	Mode	Detector	Conducted Power [dBm]			Directional Ant. Gain [dBi]	Max e.i.r.p. [dBm]	Max e.i.r.p. Limit [dBm]	e.i.r.p. Margin [dB]
					Antenna 4a	Antenna 2a	Summed				
					5985	7	CDD				
6145	39	CDD	AVG	17.75	17.28	20.53	2.30	22.83	30.00	-7.17	
6385	87	CDD	AVG	17.66	17.49	20.59	2.30	22.89	30.00	-7.11	
6625	135	CDD	AVG	17.30	17.16	20.24	2.10	22.34	30.00	-7.66	
6705	151	CDD	AVG	17.63	17.05	20.36	2.10	22.46	30.00	-7.54	
6785	167	CDD	AVG	16.96	17.07	20.03	2.10	22.13	30.00	-7.87	

Table 7-127. CDD Diversity 80MHz BW 802.11ax(SU) (UNII) Maximum Conducted Output Power – Standard Power (High Data Rate)

5GHz (160MHz Bandwidth)	Frequency [MHz]	Channel	Mode	Detector	Conducted Power [dBm]			Directional Ant. Gain [dBi]	Max e.i.r.p. [dBm]	Max e.i.r.p. Limit [dBm]	e.i.r.p. Margin [dB]
					Antenna 4a	Antenna 2a	Summed				
					6025	15	CDD				
6185	47	CDD	AVG	18.00	17.21	20.63	2.30	22.93	30.00	-7.07	
6345	79	CDD	AVG	17.88	17.19	20.56	2.30	22.86	30.00	-7.14	
6665	143	CDD	AVG	17.83	17.28	20.57	2.10	22.67	30.00	-7.33	

Table 7-128. CDD Diversity 160MHz BW 802.11ax(SU) (UNII) Maximum Conducted Output Power – Standard Power (Low Data Rate)

FCC ID: BCGA2837 IC: 579C-A2837		MEASUREMENT REPORT (CERTIFICATION)	Approved by: Technical Manager
Test Report S/N: 1C2311270068-24-R2.BCG	Test Dates: 11/28/2023 - 04/04/2024	EUT Type: Tablet Device	Page 102 of 510

5GHz (160MHz Bandwidth)	Frequency [MHz]	Channel	Mode	Detector	Conducted Power [dBm]			Directional Ant. Gain [dBi]	Max e.i.r.p. [dBm]	Max e.i.r.p. Limit [dBm]	e.i.r.p. Margin [dB]
					Antenna 4a	Antenna 2a	Summed				
					6025	15	CDD				
6185	47	CDD	AVG	17.92	17.20	20.59	2.30	22.89	30.00	-7.11	
6345	79	CDD	AVG	17.80	17.15	20.50	2.30	22.80	30.00	-7.20	
6665	143	CDD	AVG	18.00	17.26	20.66	2.10	22.76	30.00	-7.24	

**Table 7-129. CDD Diversity 160MHz BW 802.11ax(SU) (UNII) Maximum Conducted Output Power – Standard Power (Mid Data Rate)**

5GHz (160MHz Bandwidth)	Frequency [MHz]	Channel	Mode	Detector	Conducted Power [dBm]			Directional Ant. Gain [dBi]	Max e.i.r.p. [dBm]	Max e.i.r.p. Limit [dBm]	e.i.r.p. Margin [dB]
					Antenna 4a	Antenna 2a	Summed				
					6025	15	CDD				
6185	47	CDD	AVG	17.62	16.97	20.32	2.30	22.62	30.00	-7.38	
6345	79	CDD	AVG	17.55	16.88	20.24	2.30	22.54	30.00	-7.46	
6665	143	CDD	AVG	17.60	16.99	20.32	2.10	22.42	30.00	-7.58	

**Table 7-130. CDD Diversity 160MHz BW 802.11ax(SU) (UNII) Maximum Conducted Output Power – Standard Power (High Data Rate)**

FCC ID: BCGA2837 IC: 579C-A2837		<b>MEASUREMENT REPORT (CERTIFICATION)</b>	<b>Approved by:</b> Technical Manager
<b>Test Report S/N:</b> 1C2311270068-24-R2.BCG	<b>Test Dates:</b> 11/28/2023 - 04/04/2024	<b>EUT Type:</b> Tablet Device	Page 103 of 510

**Note:**

Per ANSI C63.10-2013 and KDB 662911 v02r01 Section E1), the conducted powers at Antenna WF5B and Antenna 4a were first measured separately during SDM transmission as shown in the section above. The measured values were then summed in linear power units then converted back to dBm.

Per ANSI C63.10-2013 Section 14.4.3, the directional gain is calculated using the following formula, where  $G_{ANT}$  is equal to the gain of the antenna having the highest gain.

$$\text{Directional gain} = G_{ANT} + \text{Array Gain dBi}$$

Per ANSI C63.10-2013 Section 14.4.3, the uncorrelated directional gain is calculated using the following formula, where  $G_N$  is the gain of the nth antenna and  $N_{ANT}$ , the total number of antennas used.

$$\text{Directional gain} = 10 \log[(10^{G_1/10} + 10^{G_2/10} + \dots + 10^{G_N/10}) / N_{ANT}] \text{ dBi}$$

**Sample CDD/SDM Calculation:**

At 5955MHz in 802.11ax (20MHz BW) mode, the average conducted output power was measured to be 4.18 dBm for Antenna WF5B and 4.25 dBm for Antenna 4a.

$$\text{Antenna WF5B} + \text{Antenna 4a} = \text{SDM}$$

$$(4.18 \text{ dBm} + 4.25 \text{ dBm}) = (2.618 \text{ mW} + 2.661 \text{ mW}) = 5.279 \text{ mW} = 7.23 \text{ dBm}$$

**Sample e.i.r.p. Calculation:**

At 5955MHz in 802.11ax (20MHz BW) mode, the average SDM conducted power was calculated to be 7.23dBm with directional gain of 2.15 dBi.

$$\text{e.i.r.p. (dBm)} = \text{Conducted Power (dBm)} + \text{Ant gain (dBi)}$$

$$7.23 \text{ dBm} + 2.15 \text{ dBi} = 9.38 \text{ dBm}$$

<b>FCC ID:</b> BCGA2837 <b>IC:</b> 579C-A2837		<b>MEASUREMENT REPORT (CERTIFICATION)</b>	<b>Approved by:</b> Technical Manager
<b>Test Report S/N:</b> 1C2311270068-24-R2.BCG	<b>Test Dates:</b> 11/28/2023 - 04/04/2024	<b>EUT Type:</b> Tablet Device	Page 104 of 510



## 7.4 Maximum Power Spectral Density – 802.11a/ax(SU)

§15.407(a)(8), 15.407(a)(7), RSS-248 [4.5.3], RSS-248 [4.5.5]

### Test Overview and Limit

The spectrum analyzer was connected to the antenna terminal while the EUT was operating at its maximum duty cycle, at its maximum power control level, as defined in ANSI C63.10-2013 and KDB 789033 D02 v02r01, and at the appropriate frequencies. Method SA-1, as defined in ANSI C63.10-2013 and KDB 789033 D02 v02r01, was used to measure the power spectral density.

***In the 5.925 – 7.125GHz band, the maximum permissible power spectral density must not exceed -1dBm e.i.r.p. in any 1-megahertz band for Low Power Indoor operating modes.***

***In the 5.925 – 6.425GHz & 6.525 – 6875GHz bands, the maximum permissible power spectral density must not exceed 17dBm e.i.r.p. in any 1-megahertz band for Standard Power operating modes.***

### Test Procedure Used

ANSI C63.10-2013 – Section 12.3.2.2  
 KDB 789033 D02 v02r01 – Section F  
 ANSI C63.10-2013 – Section 14.3.2.2 Measure-and-Sum Technique  
 KDB 662911 v02r01 – Section E)2) Measure-and-Sum Technique

### Test Settings

1. Analyzer was set to the center frequency of the UNII channel under investigation
2. Span was set to encompass the entire emission bandwidth of the signal
3. RBW = 1MHz
4. VBW = 3MHz
5. Number of sweep points  $\geq 2 \times (\text{span}/\text{RBW})$
6. Sweep time = auto
7. Detector = power averaging (RMS)
8. Trigger was set to free run for all modes
9. Trace was averaged over 100 sweeps
10. The peak search function of the spectrum analyzer was used to find the peak of the spectrum.

### Test Setup

The EUT and measurement equipment were set up as shown in the diagram below.



**Figure 7-3. Test Instrument & Measurement Setup**

### Test Notes

1. The data rates have been classified into three different groups; Low Data Rate, Middle Data Rate, and High Data Rate. All three data rate groups of data rate have been investigated and only the worst case data rate per group is reported.
2. Low, mid, and high channels were tested and tabular data has been reported. Only mid channel psd plots have been reported.

FCC ID: BCGA2837 IC: 579C-A2837		MEASUREMENT REPORT (CERTIFICATION)	Approved by: Technical Manager
Test Report S/N: 1C2311270068-24-R2.BCG	Test Dates: 11/28/2023 - 04/04/2024	EUT Type: Tablet Device	Page 105 of 510

V 10.50.40 12/15/2021

## 7.4.1 Antenna WF5B Power Spectral Density Measurements

	Frequency [MHz]	Channel No.	802.11 Mode	Data Rate [Mbps]	Measured Power Density [dBm/MHz]	Antenna Gain [dBi]	e.i.r.p Power Density [dBm/MHz]	Max e.i.r.p. Power Density [dBm/MHz]	Margin [dB]
Band 5	5955	1	a	12	-5.04	2.00	-3.04	-1	-2.04
	6175	45	a	12	-5.27	2.00	-3.27	-1	-2.27
	6415	93	a	12	-5.78	2.00	-3.78	-1	-2.78
	5955	1	ax (20MHz)	24/25.8 (MCS2)	-5.57	2.00	-3.57	-1	-2.57
	6175	45	ax (20MHz)	24/25.8 (MCS2)	-6.09	2.00	-4.09	-1	-3.09
	6415	93	ax (20MHz)	24/25.8 (MCS2)	-6.06	2.00	-4.06	-1	-3.06
	5965	3	ax (40MHz)	49/51.6 (MCS2)	-4.86	2.00	-2.86	-1	-1.86
	6165	43	ax (40MHz)	49/51.6 (MCS2)	-5.59	2.00	-3.59	-1	-2.59
	6405	91	ax (40MHz)	49/51.6 (MCS2)	-5.83	2.00	-3.83	-1	-2.83
	5985	7	ax (80MHz)	102/108.1 (MCS2)	-4.14	2.00	-2.14	-1	-1.14
	6145	39	ax (80MHz)	102/108.1 (MCS2)	-5.42	2.00	-3.42	-1	-2.42
	6385	87	ax (80MHz)	102/108.1 (MCS2)	-5.33	2.00	-3.33	-1	-2.33
	6025	15	ax (160MHz)	183.8/216.2 (MCS2)	-5.57	2.00	-3.57	-1	-2.57
	6185	47	ax (160MHz)	183.8/216.2 (MCS2)	-5.44	2.00	-3.44	-1	-2.44
6345	79	ax (160MHz)	183.8/216.2 (MCS2)	-5.84	2.00	-3.84	-1	-2.84	
Band 6	6435	97	a	12	-5.63	2.20	-3.43	-1	-2.43
	6475	105	a	12	-6.05	2.20	-3.85	-1	-2.85
	6515	113	a	12	-5.46	2.20	-3.26	-1	-2.26
	6435	97	ax (20MHz)	24/25.8 (MCS2)	-6.12	2.20	-3.92	-1	-2.92
	6475	105	ax (20MHz)	24/25.8 (MCS2)	-6.49	2.20	-4.29	-1	-3.29
	6515	113	ax (20MHz)	24/25.8 (MCS2)	-6.31	2.20	-4.11	-1	-3.11
	6445	99	ax (40MHz)	49/51.6 (MCS2)	-4.96	2.20	-2.76	-1	-1.76
	6485	107	ax (40MHz)	49/51.6 (MCS2)	-5.11	2.20	-2.91	-1	-1.91
	6525	115	ax (40MHz)	49/51.6 (MCS2)	-5.24	2.20	-3.04	-1	-2.04
	6465	103	ax (80MHz)	102/108.1 (MCS2)	-5.55	2.20	-3.35	-1	-2.35
6505	111	ax (160MHz)	183.8/216.2 (MCS2)	-6.34	2.20	-4.14	-1	-3.14	
Band 7	6535	117	a	12	-6.04	2.70	-3.34	-1	-2.34
	6695	149	a	12	-5.97	2.70	-3.27	-1	-2.27
	6875	185	a	12	-6.70	2.70	-4.00	-1	-3.00
	6535	117	ax (20MHz)	24/25.8 (MCS2)	-6.45	2.70	-3.75	-1	-2.75
	6695	149	ax (20MHz)	24/25.8 (MCS2)	-6.77	2.70	-4.07	-1	-3.07
	6875	185	ax (20MHz)	24/25.8 (MCS2)	-7.38	2.70	-4.68	-1	-3.68
	6565	123	ax (40MHz)	49/51.6 (MCS2)	-5.80	2.70	-3.10	-1	-2.10
	6725	155	ax (40MHz)	49/51.6 (MCS2)	-5.71	2.70	-3.01	-1	-2.01
	6845	179	ax (40MHz)	49/51.6 (MCS2)	-6.11	2.70	-3.41	-1	-2.41
	6545	119	ax (80MHz)	102/108.1 (MCS2)	-5.38	2.70	-2.68	-1	-1.68
	6705	151	ax (80MHz)	102/108.1 (MCS2)	-5.65	2.70	-2.95	-1	-1.95
	6865	183	ax (80MHz)	102/108.1 (MCS2)	-6.21	2.70	-3.51	-1	-2.51
	6665	143	ax (160MHz)	183.8/216.2 (MCS2)	-6.43	2.70	-3.73	-1	-2.73
	6825	175	ax (160MHz)	183.8/216.2 (MCS2)	-6.73	2.70	-4.03	-1	-3.03
Band 8	6895	189	a	12	-6.66	3.30	-3.36	-1	-2.36
	6995	209	a	12	-6.88	3.30	-3.58	-1	-2.58
	7115	233	a	12	-6.67	3.30	-3.37	-1	-2.37
	6895	189	ax (20MHz)	24/25.8 (MCS2)	-7.49	3.30	-4.19	-1	-3.19
	6995	209	ax (20MHz)	24/25.8 (MCS2)	-7.14	3.30	-3.84	-1	-2.84
	7115	233	ax (20MHz)	24/25.8 (MCS2)	-7.48	3.30	-4.18	-1	-3.18
	6885	187	ax (40MHz)	49/51.6 (MCS2)	-6.73	3.30	-3.43	-1	-2.43
	7005	211	ax (40MHz)	49/51.6 (MCS2)	-6.97	3.30	-3.67	-1	-2.67
	7085	227	ax (40MHz)	49/51.6 (MCS2)	-6.85	3.30	-3.55	-1	-2.55
	6945	199	ax (80MHz)	102/108.1 (MCS2)	-6.45	3.30	-3.15	-1	-2.15
	7025	215	ax (80MHz)	102/108.1 (MCS2)	-6.67	3.30	-3.37	-1	-2.37
	6985	207	ax (160MHz)	183.8/216.2 (MCS2)	-7.13	3.30	-3.83	-1	-2.83

**Table 7-131. Power Spectral Density Measurements Antenna WF5B (Low Data Rate)**

FCC ID: BCGA2837 IC: 579C-A2837		MEASUREMENT REPORT (CERTIFICATION)	Approved by: Technical Manager
Test Report S/N: 1C2311270068-24-R2.BCG	Test Dates: 11/28/2023 - 04/04/2024	EUT Type: Tablet Device	Page 106 of 510

	Frequency [MHz]	Channel No.	802.11 Mode	Data Rate [Mbps]	Measured Power Density [dBm/MHz]	Antenna Gain [dBi]	e.i.r.p Power Density [dBm/MHz]	Max e.i.r.p. Power Density [dBm/MHz]	Margin [dB]
Band 5	5955	1	a	24	-4.97	2.00	-2.97	-1	-1.97
	6175	45	a	24	-5.33	2.00	-3.33	-1	-2.33
	6415	93	a	24	-5.44	2.00	-3.44	-1	-2.44
	5955	1	ax (20MHz)	49/51.6 (MCS4)	-5.61	2.00	-3.61	-1	-2.61
	6175	45	ax (20MHz)	49/51.6 (MCS4)	-5.78	2.00	-3.78	-1	-2.78
	6415	93	ax (20MHz)	49/51.6 (MCS4)	-6.16	2.00	-4.16	-1	-3.16
	5965	3	ax (40MHz)	98/103.2 (MCS4)	-4.87	2.00	-2.87	-1	-1.87
	6165	43	ax (40MHz)	98/103.2 (MCS4)	-5.76	2.00	-3.76	-1	-2.76
	6405	91	ax (40MHz)	98/103.2 (MCS4)	-5.66	2.00	-3.66	-1	-2.66
	5985	7	ax (80MHz)	204/216.2 (MCS4)	-4.33	2.00	-2.33	-1	-1.33
	6145	39	ax (80MHz)	204/216.2 (MCS4)	-5.40	2.00	-3.40	-1	-2.40
	6385	87	ax (80MHz)	204/216.2 (MCS4)	-5.24	2.00	-3.24	-1	-2.24
	6025	15	ax (160MHz)	367.5/432.4 (MCS4)	-5.18	2.00	-3.18	-1	-2.18
6185	47	ax (160MHz)	367.5/432.4 (MCS4)	-5.86	2.00	-3.86	-1	-2.86	
6345	79	ax (160MHz)	367.5/432.4 (MCS4)	-5.64	2.00	-3.64	-1	-2.64	
Band 6	6435	97	a	24	-5.86	2.20	-3.66	-1	-2.66
	6475	105	a	24	-6.11	2.20	-3.91	-1	-2.91
	6515	113	a	24	-5.50	2.20	-3.30	-1	-2.30
	6435	97	ax (20MHz)	49/51.6 (MCS4)	-6.18	2.20	-3.98	-1	-2.98
	6475	105	ax (20MHz)	49/51.6 (MCS4)	-6.34	2.20	-4.14	-1	-3.14
	6515	113	ax (20MHz)	49/51.6 (MCS4)	-6.02	2.20	-3.82	-1	-2.82
	6445	99	ax (40MHz)	98/103.2 (MCS4)	-5.12	2.20	-2.92	-1	-1.92
	6485	107	ax (40MHz)	98/103.2 (MCS4)	-5.02	2.20	-2.82	-1	-1.82
	6525	115	ax (40MHz)	98/103.2 (MCS4)	-5.38	2.20	-3.18	-1	-2.18
	6465	103	ax (80MHz)	204/216.2 (MCS4)	-4.99	2.20	-2.79	-1	-1.79
6505	111	ax (160MHz)	367.5/432.4 (MCS4)	-6.17	2.20	-3.97	-1	-2.97	
Band 7	6535	117	a	24	-5.89	2.70	-3.19	-1	-2.19
	6695	149	a	24	-5.78	2.70	-3.08	-1	-2.08
	6875	185	a	24	-6.97	2.70	-4.27	-1	-3.27
	6535	117	ax (20MHz)	49/51.6 (MCS4)	-6.35	2.70	-3.65	-1	-2.65
	6695	149	ax (20MHz)	49/51.6 (MCS4)	-6.87	2.70	-4.17	-1	-3.17
	6875	185	ax (20MHz)	49/51.6 (MCS4)	-7.39	2.70	-4.69	-1	-3.69
	6565	123	ax (40MHz)	98/103.2 (MCS4)	-5.91	2.70	-3.21	-1	-2.21
	6725	155	ax (40MHz)	98/103.2 (MCS4)	-5.84	2.70	-3.14	-1	-2.14
	6845	179	ax (40MHz)	98/103.2 (MCS4)	-6.02	2.70	-3.32	-1	-2.32
	6545	119	ax (80MHz)	204/216.2 (MCS4)	-5.43	2.70	-2.73	-1	-1.73
	6705	151	ax (80MHz)	204/216.2 (MCS4)	-5.30	2.70	-2.60	-1	-1.60
	6865	183	ax (80MHz)	204/216.2 (MCS4)	-6.43	2.70	-3.73	-1	-2.73
	6665	143	ax (160MHz)	367.5/432.4 (MCS4)	-6.25	2.70	-3.55	-1	-2.55
6825	175	ax (160MHz)	367.5/432.4 (MCS4)	-6.38	2.70	-3.68	-1	-2.68	
Band 8	6895	189	a	24	-6.53	3.30	-3.23	-1	-2.23
	6995	209	a	24	-6.65	3.30	-3.35	-1	-2.35
	7115	233	a	24	-6.50	3.30	-3.20	-1	-2.20
	6895	189	ax (20MHz)	49/51.6 (MCS4)	-7.38	3.30	-4.08	-1	-3.08
	6995	209	ax (20MHz)	49/51.6 (MCS4)	-7.14	3.30	-3.84	-1	-2.84
	7115	233	ax (20MHz)	49/51.6 (MCS4)	-7.21	3.30	-3.91	-1	-2.91
	6885	187	ax (40MHz)	98/103.2 (MCS4)	-7.06	3.30	-3.76	-1	-2.76
	7005	211	ax (40MHz)	98/103.2 (MCS4)	-6.81	3.30	-3.51	-1	-2.51
	7085	227	ax (40MHz)	98/103.2 (MCS4)	-6.47	3.30	-3.17	-1	-2.17
	6945	199	ax (80MHz)	204/216.2 (MCS4)	-6.24	3.30	-2.94	-1	-1.94
	7025	215	ax (80MHz)	204/216.2 (MCS4)	-6.63	3.30	-3.33	-1	-2.33
	6985	207	ax (160MHz)	367.5/432.4 (MCS4)	-7.23	3.30	-3.93	-1	-2.93

**Table 7-132. Power Spectral Density Measurements Antenna WF5B (Mid Data Rate)**

FCC ID: BCGA2837 IC: 579C-A2837		MEASUREMENT REPORT (CERTIFICATION)	Approved by: Technical Manager
Test Report S/N: 1C2311270068-24-R2.BCG	Test Dates: 11/28/2023 - 04/04/2024	EUT Type: Tablet Device	Page 107 of 510

	Frequency [MHz]	Channel No.	802.11 Mode	Data Rate [Mbps]	Measured Power Density [dBm/MHz]	Antenna Gain [dBi]	e.i.r.p Power Density [dBm/MHz]	Max e.i.r.p. Power Density [dBm/MHz]	Margin [dB]	
Band 5	5955	1	a	54	-5.26	2.00	-3.26	-1	-2.26	
	6175	45	a	54	-5.52	2.00	-3.52	-1	-2.52	
	6415	93	a	54	-5.42	2.00	-3.42	-1	-2.42	
	5955	1	ax (20MHz)	135/143.4 (MCS11)	-5.43	2.00	-3.43	-1	-2.43	
	6175	45	ax (20MHz)	135/143.4 (MCS11)	-5.82	2.00	-3.82	-1	-2.82	
	6415	93	ax (20MHz)	135/143.4 (MCS11)	-5.69	2.00	-3.69	-1	-2.69	
	5965	3	ax (40MHz)	271/286.8 (MCS11)	-4.63	2.00	-2.63	-1	-1.63	
	6165	43	ax (40MHz)	271/286.8 (MCS11)	-5.76	2.00	-3.76	-1	-2.76	
	6405	91	ax (40MHz)	271/286.8 (MCS11)	-5.14	2.00	-3.14	-1	-2.14	
	5985	7	ax (80MHz)	567/600.5 (MCS11)	-4.62	2.00	-2.62	-1	-1.62	
	6145	39	ax (80MHz)	567/600.5 (MCS11)	-5.29	2.00	-3.29	-1	-2.29	
	6385	87	ax (80MHz)	567/600.5 (MCS11)	-5.24	2.00	-3.24	-1	-2.24	
	6025	15	ax (160MHz)	1020.8/1201 (MCS11)	-5.14	2.00	-3.14	-1	-2.14	
6185	47	ax (160MHz)	1020.8/1201 (MCS11)	-5.81	2.00	-3.81	-1	-2.81		
6345	79	ax (160MHz)	1020.8/1201 (MCS11)	-5.23	2.00	-3.23	-1	-2.23		
Band 6	6435	97	a	54	-5.47	2.20	-3.27	-1	-2.27	
	6475	105	a	54	-5.77	2.20	-3.57	-1	-2.57	
	6515	113	a	54	-5.14	2.20	-2.94	-1	-1.94	
	6435	97	ax (20MHz)	135/143.4 (MCS11)	-5.99	2.20	-3.79	-1	-2.79	
	6475	105	ax (20MHz)	135/143.4 (MCS11)	-6.25	2.20	-4.05	-1	-3.05	
	6515	113	ax (20MHz)	135/143.4 (MCS11)	-5.95	2.20	-3.75	-1	-2.75	
	6445	99	ax (40MHz)	271/286.8 (MCS11)	-4.52	2.20	-2.32	-1	-1.32	
	6485	107	ax (40MHz)	271/286.8 (MCS11)	-4.44	2.20	-2.24	-1	-1.24	
	6525	115	ax (40MHz)	271/286.8 (MCS11)	-5.16	2.20	-2.96	-1	-1.96	
	6465	103	ax (80MHz)	567/600.5 (MCS11)	-5.30	2.20	-3.10	-1	-2.10	
	6505	111	ax (160MHz)	1020.8/1201 (MCS11)	-5.85	2.20	-3.65	-1	-2.65	
	Band 7	6535	117	a	54	-5.78	2.70	-3.08	-1	-2.08
		6695	149	a	54	-5.69	2.70	-2.99	-1	-1.99
6875		185	a	54	-6.73	2.70	-4.03	-1	-3.03	
6535		117	ax (20MHz)	135/143.4 (MCS11)	-6.46	2.70	-3.76	-1	-2.76	
6695		149	ax (20MHz)	135/143.4 (MCS11)	-6.27	2.70	-3.57	-1	-2.57	
6875		185	ax (20MHz)	135/143.4 (MCS11)	-7.13	2.70	-4.43	-1	-3.43	
6565		123	ax (40MHz)	271/286.8 (MCS11)	-5.66	2.70	-2.96	-1	-1.96	
6725		155	ax (40MHz)	271/286.8 (MCS11)	-5.57	2.70	-2.87	-1	-1.87	
6845		179	ax (40MHz)	271/286.8 (MCS11)	-5.64	2.70	-2.94	-1	-1.94	
6545		119	ax (80MHz)	567/600.5 (MCS11)	-5.23	2.70	-2.53	-1	-1.53	
6705		151	ax (80MHz)	567/600.5 (MCS11)	-5.66	2.70	-2.96	-1	-1.96	
6865		183	ax (80MHz)	567/600.5 (MCS11)	-6.04	2.70	-3.34	-1	-2.34	
6665		143	ax (160MHz)	1020.8/1201 (MCS11)	-6.10	2.70	-3.40	-1	-2.40	
6825	175	ax (160MHz)	1020.8/1201 (MCS11)	-5.77	2.70	-3.07	-1	-2.07		
Band 8	6895	189	a	54	-6.58	3.30	-3.28	-1	-2.28	
	6995	209	a	54	-6.57	3.30	-3.27	-1	-2.27	
	7115	233	a	54	-6.44	3.30	-3.14	-1	-2.14	
	6895	189	ax (20MHz)	135/143.4 (MCS11)	-7.02	3.30	-3.72	-1	-2.72	
	6995	209	ax (20MHz)	135/143.4 (MCS11)	-6.95	3.30	-3.65	-1	-2.65	
	7115	233	ax (20MHz)	135/143.4 (MCS11)	-6.76	3.30	-3.46	-1	-2.46	
	6885	187	ax (40MHz)	271/286.8 (MCS11)	-6.48	3.30	-3.18	-1	-2.18	
	7005	211	ax (40MHz)	271/286.8 (MCS11)	-6.17	3.30	-2.87	-1	-1.87	
	7085	227	ax (40MHz)	271/286.8 (MCS11)	-6.50	3.30	-3.20	-1	-2.20	
	6945	199	ax (80MHz)	567/600.5 (MCS11)	-6.25	3.30	-2.95	-1	-1.95	
	7025	215	ax (80MHz)	567/600.5 (MCS11)	-6.37	3.30	-3.07	-1	-2.07	
	6985	207	ax (160MHz)	1020.8/1201 (MCS11)	-6.55	3.30	-3.25	-1	-2.25	

**Table 7-133. Power Spectral Density Measurements Antenna WF5B (High Data Rate)**

FCC ID: BCGA2837 IC: 579C-A2837		MEASUREMENT REPORT (CERTIFICATION)	Approved by: Technical Manager
Test Report S/N: 1C2311270068-24-R2.BCG	Test Dates: 11/28/2023 - 04/04/2024	EUT Type: Tablet Device	Page 108 of 510

	Frequency [MHz]	Channel No.	802.11 Mode	Data Rate [Mbps]	Measured Power Density [dBm/MHz]	Antenna Gain [dBi]	e.i.r.p Power Density [dBm/MHz]	Max e.i.r.p. Power Density [dBm/MHz]	Margin [dB]
Band 5	5955	1	a	12	6.11	2.00	8.11	17	-8.89
	6175	45	a	12	6.03	2.00	8.03	17	-8.97
	6415	93	a	12	6.44	2.00	8.44	17	-8.56
	5955	1	ax (20MHz)	24/25.8 (MCS2)	5.83	2.00	7.83	17	-9.17
	6175	45	ax (20MHz)	24/25.8 (MCS2)	5.63	2.00	7.63	17	-9.37
	6415	93	ax (20MHz)	24/25.8 (MCS2)	6.16	2.00	8.16	17	-8.84
	5965	3	ax (40MHz)	49/51.6 (MCS2)	3.39	2.00	5.39	17	-11.61
	6165	43	ax (40MHz)	49/51.6 (MCS2)	3.09	2.00	5.09	17	-11.91
	6405	91	ax (40MHz)	49/51.6 (MCS2)	3.48	2.00	5.48	17	-11.52
	5985	7	ax (80MHz)	102/108.1 (MCS2)	0.97	2.00	2.97	17	-14.03
	6145	39	ax (80MHz)	102/108.1 (MCS2)	0.30	2.00	2.30	17	-14.70
	6385	87	ax (80MHz)	102/108.1 (MCS2)	0.68	2.00	2.68	17	-14.33
	Band 7	6025	15	ax (160MHz)	183.8/216.2 (MCS2)	-2.47	2.00	-0.47	17
6181		47	ax (160MHz)	183.8/216.2 (MCS2)	-2.83	2.00	-0.83	17	-17.83
6345		79	ax (160MHz)	183.8/216.2 (MCS2)	-2.83	2.00	-0.83	17	-17.83
6535		117	a	12	6.07	2.70	8.77	17	-8.23
6695		149	a	12	5.92	2.70	8.62	17	-8.38
6875		181	a	12	5.26	2.70	7.96	17	-9.04
6535		117	ax (20MHz)	24/25.8 (MCS2)	5.68	2.70	8.38	17	-8.62
6695		149	ax (20MHz)	24/25.8 (MCS2)	5.83	2.70	8.53	17	-8.47
6875		181	ax (20MHz)	24/25.8 (MCS2)	4.72	2.70	7.42	17	-9.58
6565		123	ax (40MHz)	49/51.6 (MCS2)	3.63	2.70	6.33	17	-10.67
6725		155	ax (40MHz)	49/51.6 (MCS2)	3.52	2.70	6.22	17	-10.78
6845		179	ax (40MHz)	49/51.6 (MCS2)	3.54	2.70	6.24	17	-10.76
6545		135	ax (80MHz)	102/108.1 (MCS2)	-0.95	2.70	1.76	17	-15.25
6705	151	ax (80MHz)	102/108.1 (MCS2)	0.72	2.70	3.42	17	-13.59	
6865	167	ax (80MHz)	102/108.1 (MCS2)	-0.73	2.70	1.97	17	-15.03	
6665	143	ax (160MHz)	183.8/216.2 (MCS2)	-2.36	2.70	0.34	17	-16.66	

**Table 7-134. Power Spectral Density Measurements Antenna WF5B Standard Power (Low Data Rate)**

FCC ID: BCGA2837 IC: 579C-A2837		<b>MEASUREMENT REPORT (CERTIFICATION)</b>	<b>Approved by:</b> Technical Manager
Test Report S/N: 1C2311270068-24-R2.BCG	Test Dates: 11/28/2023 - 04/04/2024	EUT Type: Tablet Device	Page 109 of 510

	Frequency [MHz]	Channel No.	802.11 Mode	Data Rate [MHz]	Measured Power Density [dBm/MHz]	Antenna Gain [dBi]	e.i.r.p Power Density [dBm/MHz]	Max e.i.r.p. Power Density [dBm/MHz]	Margin [dB]
Band 5	5955	1	a	24	6.40	2.00	8.40	17	-8.60
	6175	45	a	24	6.12	2.00	8.12	17	-8.88
	6415	93	a	24	6.84	2.00	8.84	17	-8.16
	5955	1	ax (20MHz)	49/51.6 (MCS4)	6.06	2.00	8.06	17	-8.95
	6175	45	ax (20MHz)	49/51.6 (MCS4)	5.94	2.00	7.94	17	-9.06
	6415	93	ax (20MHz)	49/51.6 (MCS4)	6.64	2.00	8.64	17	-8.36
	5965	3	ax (40MHz)	98/103.2 (MCS4)	3.62	2.00	5.62	17	-11.39
	6165	43	ax (40MHz)	98/103.2 (MCS4)	2.88	2.00	4.88	17	-12.12
	6405	91	ax (40MHz)	98/103.2 (MCS4)	3.65	2.00	5.65	17	-11.35
	5985	7	ax (80MHz)	204/216.2 (MCS4)	1.22	2.00	3.22	17	-13.78
	6145	39	ax (80MHz)	204/216.2 (MCS4)	0.31	2.00	2.31	17	-14.70
	6385	87	ax (80MHz)	204/216.2 (MCS4)	0.93	2.00	2.93	17	-14.08
	6025	15	ax (160MHz)	367.5/432.4 (MCS4)	-2.52	2.00	-0.52	17	-17.52
	6181	47	ax (160MHz)	367.5/432.4 (MCS4)	-2.58	2.00	-0.58	17	-17.58
6345	79	ax (160MHz)	367.5/432.4 (MCS4)	-2.63	2.00	-0.63	17	-17.63	
Band 7	6535	117	a	24	6.23	2.70	8.93	17	-8.07
	6695	149	a	24	6.07	2.70	8.77	17	-8.23
	6875	181	a	24	5.44	2.70	8.14	17	-8.86
	6535	117	ax (20MHz)	49/51.6 (MCS4)	5.98	2.70	8.68	18	-9.32
	6695	149	ax (20MHz)	49/51.6 (MCS4)	6.14	2.70	8.84	19	-10.16
	6875	181	ax (20MHz)	49/51.6 (MCS4)	5.15	2.70	7.85	20	-12.15
	6565	123	ax (40MHz)	98/103.2 (MCS4)	3.42	2.70	6.12	21	-14.88
	6725	155	ax (40MHz)	98/103.2 (MCS4)	3.72	2.70	6.42	17	-10.58
	6845	179	ax (40MHz)	98/103.2 (MCS4)	3.35	2.70	6.05	17	-10.95
	6545	135	ax (80MHz)	204/216.2 (MCS4)	-0.90	2.70	1.80	17	-15.20
	6705	151	ax (80MHz)	204/216.2 (MCS4)	0.76	2.70	3.46	17	-13.54
	6865	167	ax (80MHz)	204/216.2 (MCS4)	-0.53	2.70	2.17	17	-14.83
6665	143	ax (160MHz)	367.5/432.4 (MCS4)	-2.39	2.70	0.31	17	-16.69	

**Table 7-135. Power Spectral Density Measurements Antenna WF5B Standard Power (Mid Data Rate)**

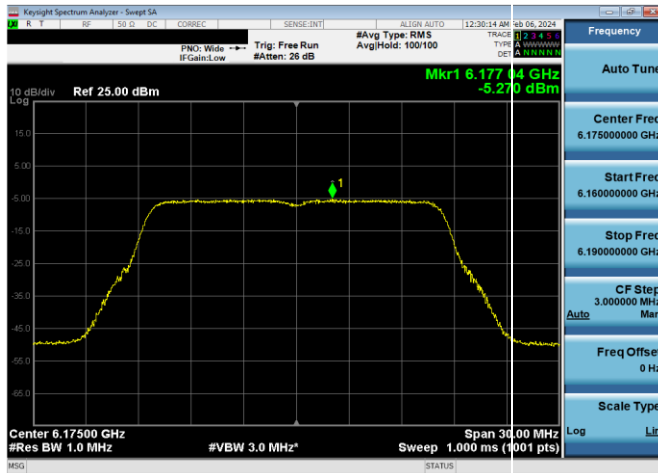
FCC ID: BCGA2837 IC: 579C-A2837		MEASUREMENT REPORT (CERTIFICATION)	Approved by: Technical Manager
Test Report S/N: 1C2311270068-24-R2.BCG	Test Dates: 11/28/2023 - 04/04/2024	EUT Type: Tablet Device	Page 110 of 510

	Frequency [MHz]	Channel No.	802.11 Mode	Data Rate [MHz]	Measured Power Density [dBm/MHz]	Antenna Gain [dBi]	e.i.r.p Power Density [dBm/MHz]	Max e.i.r.p. Power Density [dBm/MHz]	Margin [dB]
Band 5	5955	1	a	54	6.55	2.00	8.55	17	-8.45
	6175	45	a	54	6.26	2.00	8.26	17	-8.74
	6415	93	a	54	6.87	2.00	8.87	17	-8.13
	5955	1	ax (20MHz)	135/143.4 (MCS11)	5.97	2.00	7.97	17	-9.03
	6175	45	ax (20MHz)	135/143.4 (MCS11)	5.88	2.00	7.88	17	-9.12
	6415	93	ax (20MHz)	135/143.4 (MCS11)	6.43	2.00	8.43	17	-8.57
	5965	3	ax (40MHz)	271/286.8 (MCS11)	3.58	2.00	5.58	17	-11.42
	6165	43	ax (40MHz)	271/286.8 (MCS11)	2.76	2.00	4.76	17	-12.24
	6405	91	ax (40MHz)	271/286.8 (MCS11)	3.42	2.00	5.42	17	-11.58
	5985	7	ax (80MHz)	567/600.5 (MCS11)	1.14	2.00	3.14	17	-13.86
	6145	39	ax (80MHz)	567/600.5 (MCS11)	0.41	2.00	2.41	17	-14.59
	6385	87	ax (80MHz)	567/600.5 (MCS11)	0.51	2.00	2.51	17	-14.49
	6025	15	ax (160MHz)	1020.8/1201 (MCS11)	-2.49	2.00	-0.49	17	-17.49
	6181	47	ax (160MHz)	1020.8/1201 (MCS11)	-2.76	2.00	-0.76	17	-17.76
6345	79	ax (160MHz)	1020.8/1201 (MCS11)	-2.87	2.00	-0.87	17	-17.87	
Band 7	6535	117	a	54	6.42	2.70	9.12	17	-7.88
	6695	149	a	54	6.51	2.70	9.21	17	-7.79
	6875	181	a	54	5.76	2.70	8.46	17	-8.54
	6535	117	ax (20MHz)	135/143.4 (MCS11)	5.87	2.70	8.57	17	-8.43
	6695	149	ax (20MHz)	135/143.4 (MCS11)	5.71	2.70	8.41	17	-8.60
	6875	181	ax (20MHz)	135/143.4 (MCS11)	4.93	2.70	7.63	17	-9.38
	6565	123	ax (40MHz)	271/286.8 (MCS11)	3.39	2.70	6.09	17	-10.91
	6725	155	ax (40MHz)	271/286.8 (MCS11)	3.69	2.70	6.39	17	-10.61
	6845	179	ax (40MHz)	271/286.8 (MCS11)	3.60	2.70	6.30	17	-10.70
	6545	135	ax (80MHz)	567/600.5 (MCS11)	-1.17	2.70	1.53	17	-15.47
	6705	151	ax (80MHz)	567/600.5 (MCS11)	0.54	2.70	3.24	17	-13.76
	6865	167	ax (80MHz)	567/600.5 (MCS11)	-0.65	2.70	2.05	17	-14.95
	6665	143	ax (160MHz)	1020.8/1201 (MCS11)	-2.49	2.70	0.21	17	-16.79

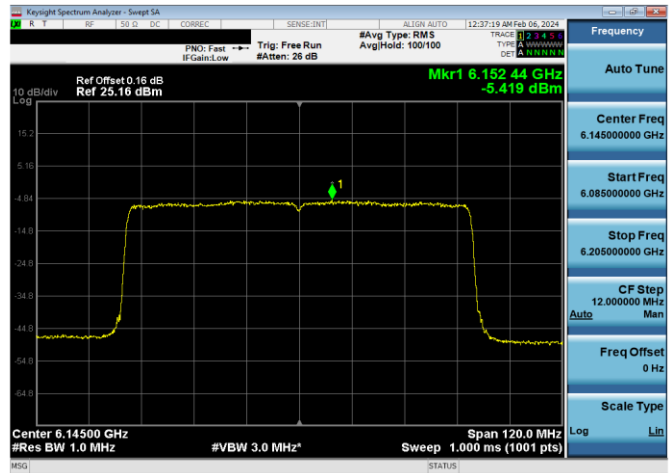
**Table 7-136. Power Spectral Density Measurements Antenna WF5B Standard Power (High Data Rate)**

FCC ID: BCGA2837 IC: 579C-A2837		<b>MEASUREMENT REPORT (CERTIFICATION)</b>	<b>Approved by:</b> Technical Manager
<b>Test Report S/N:</b> 1C2311270068-24-R2.BCG	<b>Test Dates:</b> 11/28/2023 - 04/04/2024	<b>EUT Type:</b> Tablet Device	Page 111 of 510

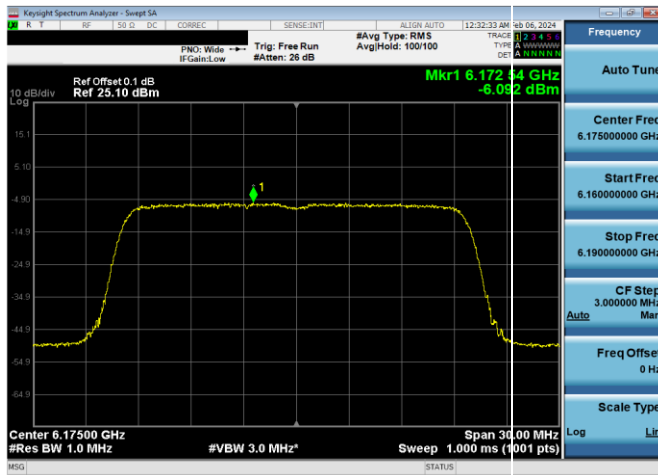
Low Data Rate



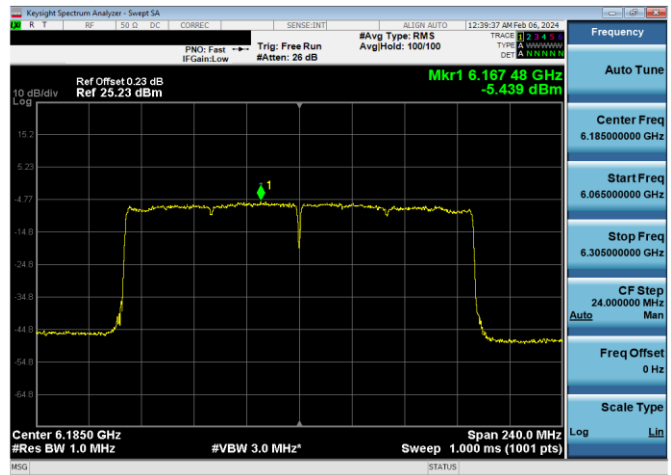
Plot 7-181. Power Spectral Density Plot Antenna WF5B LPI (20MHz 802.11a (UNII Band 5) – Ch. 45, 12Mbps)



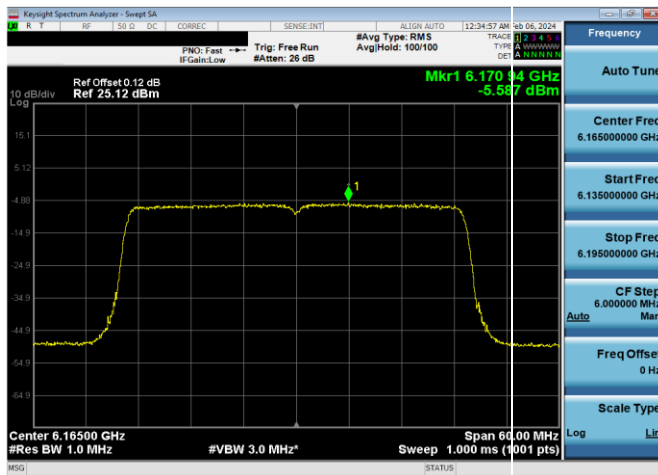
Plot 7-184. Power Spectral Density Plot Antenna WF5B LPI (80MHz 802.11ax (UNII Band 5) – Ch. 39, MCS2)



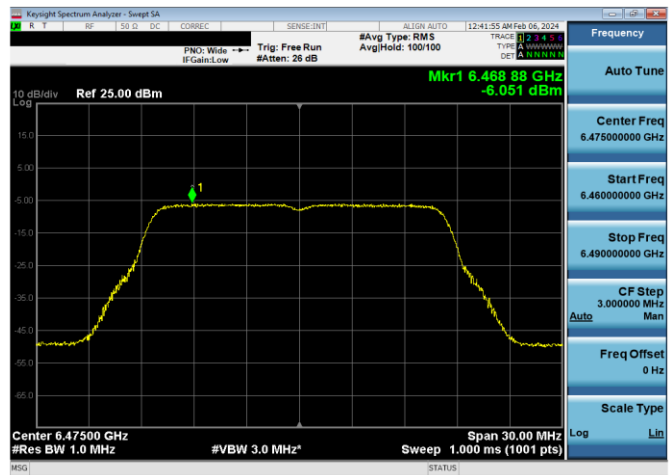
Plot 7-182. Power Spectral Density Plot Antenna WF5B LPI (20MHz 802.11ax (UNII Band 5) – Ch. 45, MCS2)



Plot 7-185. Power Spectral Density Plot Antenna WF5B LPI (160MHz 802.11ax (UNII Band 5) – Ch. 47, MCS2)



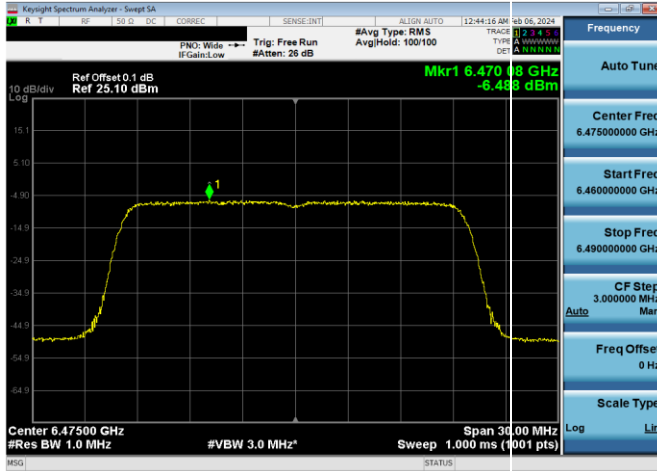
Plot 7-183. Power Spectral Density Plot Antenna WF5B LPI (40MHz 802.11ax (UNII Band 5) – Ch. 43, MCS2)



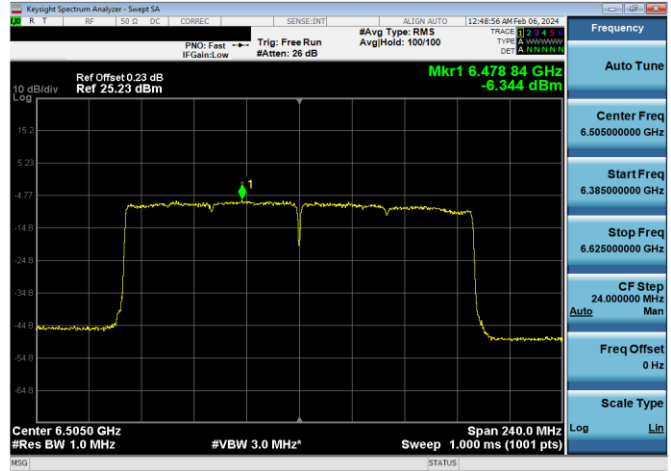
Plot 7-186. Power Spectral Density Plot Antenna WF5B LPI (20MHz 802.11a (UNII Band 6) – Ch. 105, 12Mbps)

FCC ID: BCGA2837 IC: 579C-A2837		MEASUREMENT REPORT (CERTIFICATION)	Approved by: Technical Manager
Test Report S/N: 1C2311270068-24-R2.BCG	Test Dates: 11/28/2023 - 04/04/2024	EUT Type: Tablet Device	Page 112 of 510

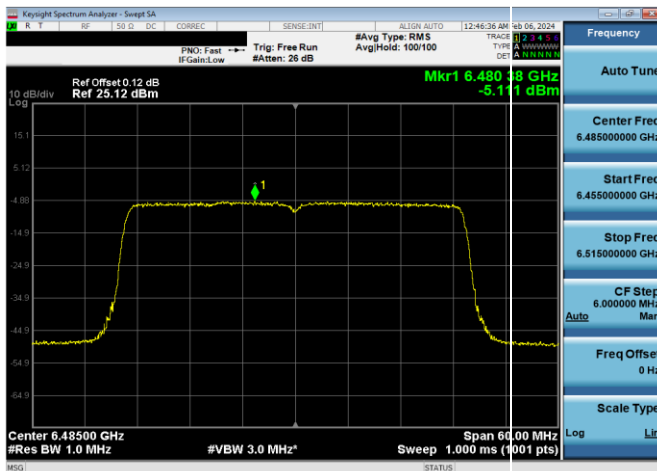




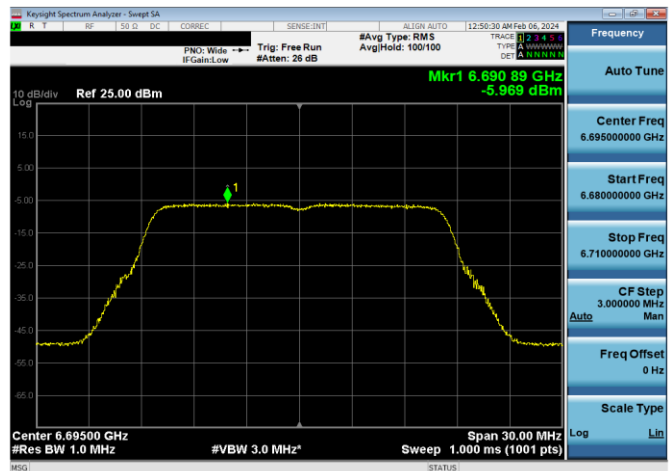
**Plot 7-187. Power Spectral Density Plot Antenna WF5B LPI (20MHz 802.11ax (UNII Band 6) – Ch. 105, MCS2)**



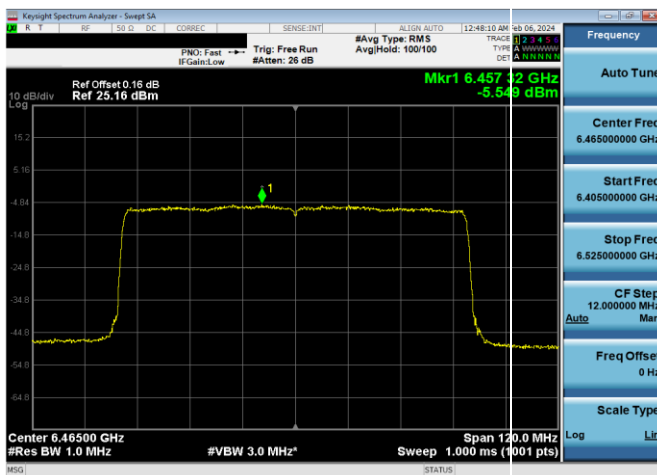
**Plot 7-190. Power Spectral Density Plot Antenna WF5B LPI (160MHz 802.11ax (UNII Band 6) – Ch. 111, MCS2)**



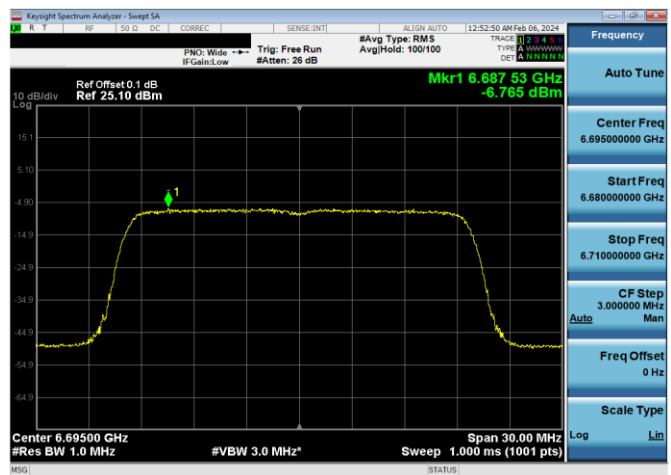
**Plot 7-188. Power Spectral Density Plot Antenna WF5B LPI (40MHz 802.11ax (UNII Band 6) – Ch. 107, MCS2)**



**Plot 7-191. Power Spectral Density Plot Antenna WF5B LPI (20MHz 802.11a (UNII Band 7) – Ch. 149, 12Mbps)**

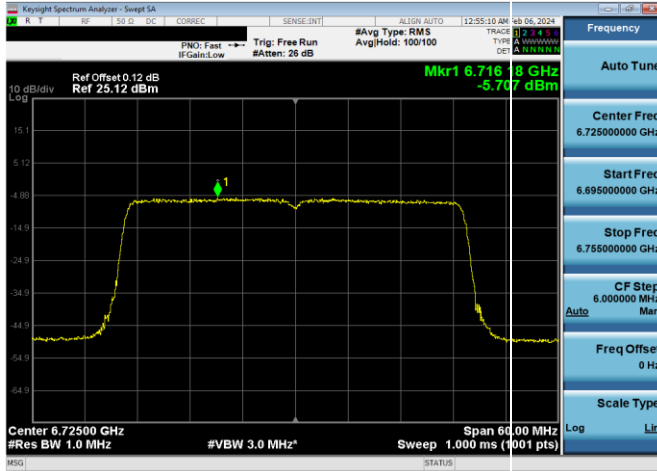


**Plot 7-189. Power Spectral Density Plot Antenna WF5B LPI (80MHz 802.11ax (UNII Band 6) – Ch. 103, MCS2)**



**Plot 7-192. Power Spectral Density Plot Antenna WF5B LPI (20MHz 802.11ax (UNII Band 7) – Ch. 149, MCS2)**

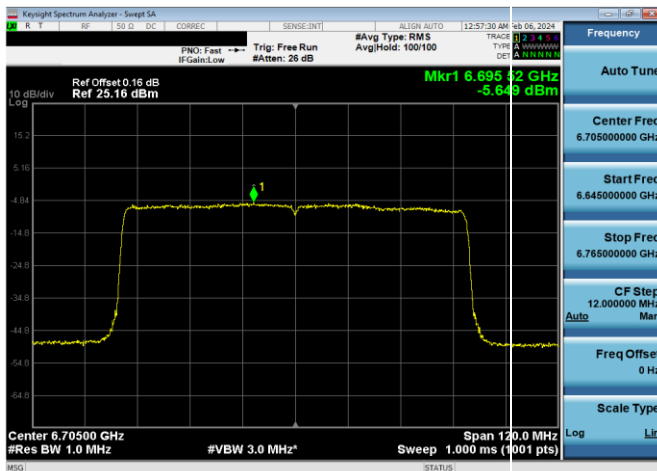
FCC ID: BCGA2837 IC: 579C-A2837		MEASUREMENT REPORT (CERTIFICATION)	Approved by: Technical Manager
Test Report S/N: 1C2311270068-24-R2.BCG	Test Dates: 11/28/2023 - 04/04/2024	EUT Type: Tablet Device	Page 113 of 510



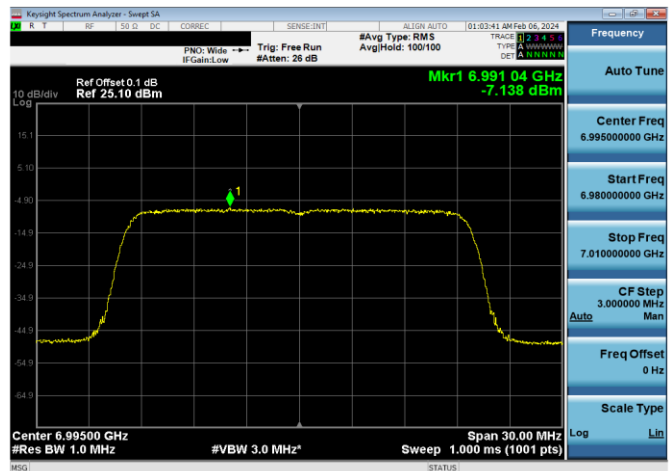
Plot 7-193. Power Spectral Density Plot Antenna WF5B LPI (40MHz 802.11ax (UNII Band 7) – Ch. 155, MCS2)



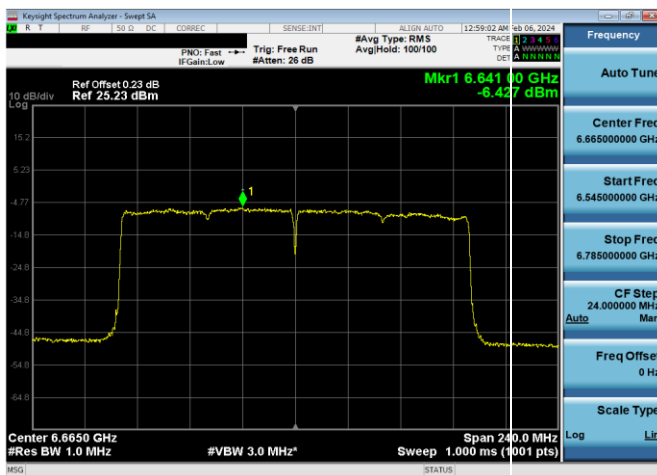
Plot 7-196. Power Spectral Density Plot Antenna WF5B LPI (20MHz 802.11a (UNII Band 8) – Ch. 209, 12Mbps)



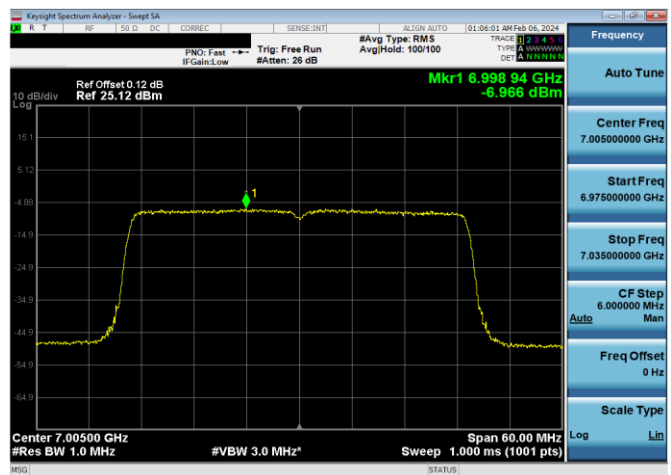
Plot 7-194. Power Spectral Density Plot Antenna WF5B LPI (80MHz 802.11ax (UNII Band 7) – Ch. 151, MCS2)



Plot 7-197. Power Spectral Density Plot Antenna WF5B LPI (20MHz 802.11ax (UNII Band 8) – Ch. 209, MCS2)

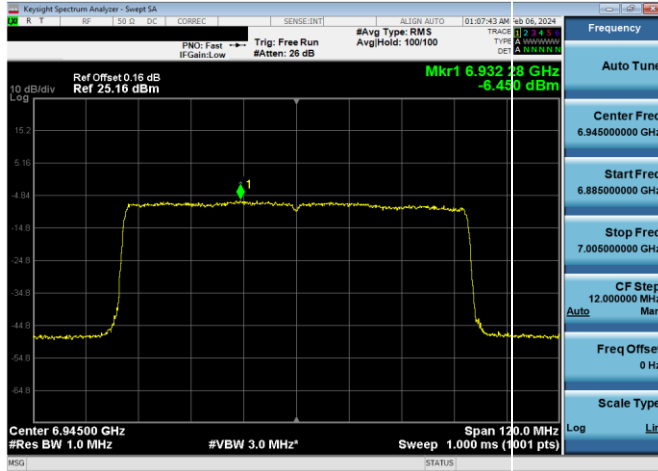


Plot 7-195. Power Spectral Density Plot Antenna WF5B LPI (160MHz 802.11ax (UNII Band 7) – Ch. 143, MCS2)

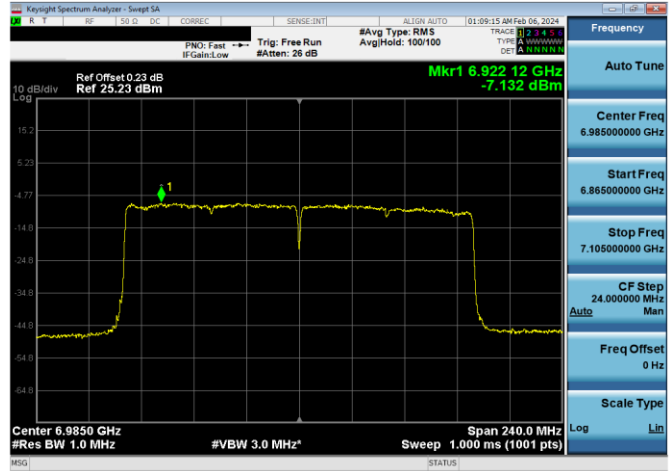


Plot 7-198. Power Spectral Density Plot Antenna WF5B LPI (40MHz 802.11ax (UNII Band 8) – Ch. 211, MCS2)

FCC ID: BCGA2837 IC: 579C-A2837		MEASUREMENT REPORT (CERTIFICATION)	Approved by: Technical Manager
Test Report S/N: 1C2311270068-24-R2.BCG	Test Dates: 11/28/2023 - 04/04/2024	EUT Type: Tablet Device	Page 114 of 510



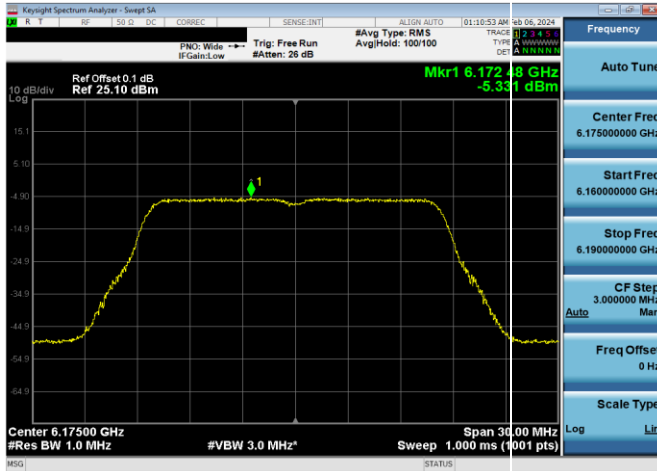
Plot 7-199. Power Spectral Density Plot Antenna WF5B LPI (80MHz 802.11ax (UNII Band 8) – Ch. 199, MCS2)



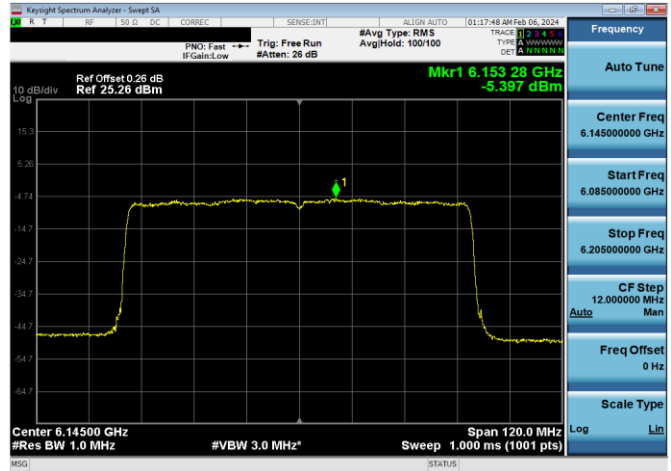
Plot 7-200. Power Spectral Density Plot Antenna WF5B LPI (160MHz 802.11ax (UNII Band 8) – Ch. 207, MCS2)

FCC ID: BCGA2837 IC: 579C-A2837		<b>MEASUREMENT REPORT</b> <b>(CERTIFICATION)</b>	<b>Approved by:</b> Technical Manager
<b>Test Report S/N:</b> 1C2311270068-24-R2.BCG	<b>Test Dates:</b> 11/28/2023 - 04/04/2024	<b>EUT Type:</b> Tablet Device	Page 115 of 510

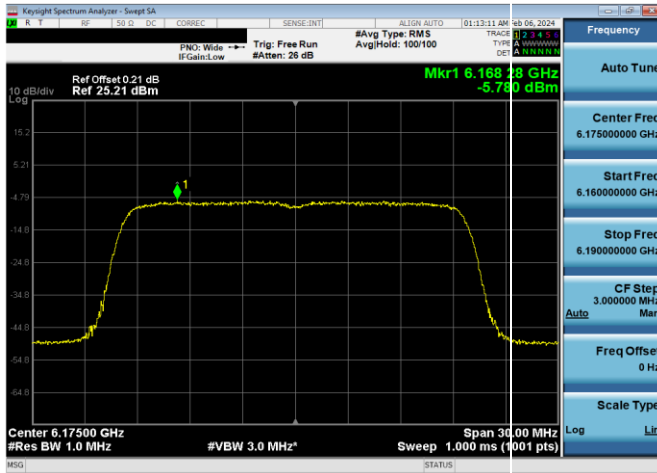
Mid Data Rate



Plot 7-201. Power Spectral Density Plot Antenna WF5B LPI (20MHz 802.11a (UNII Band 5) – Ch. 45, 24Mbps)



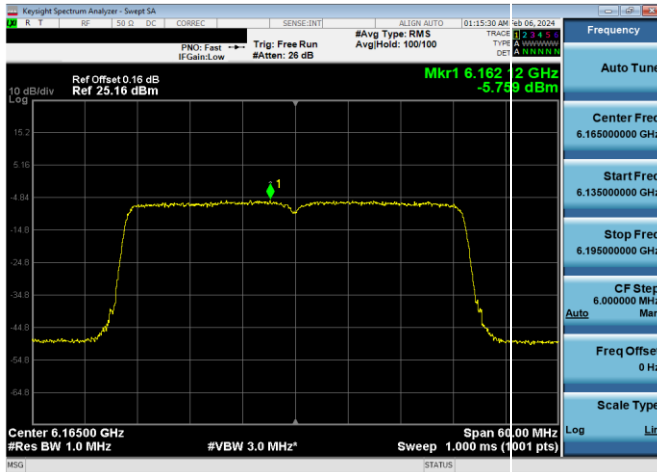
Plot 7-204. Power Spectral Density Plot Antenna WF5B LPI (80MHz 802.11ax (UNII Band 5) – Ch. 39, MCS4)



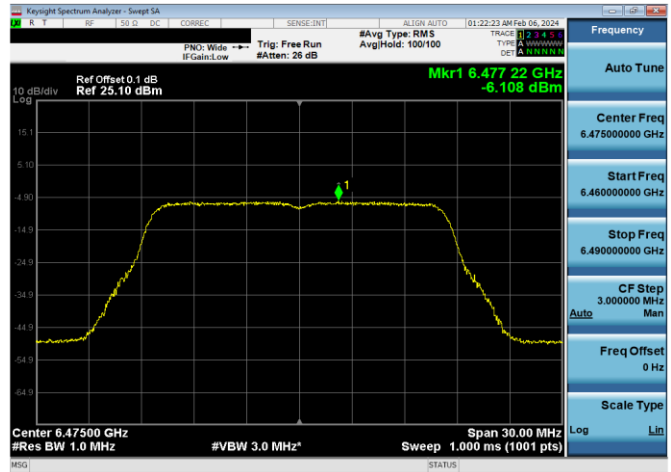
Plot 7-202. Power Spectral Density Plot Antenna WF5B LPI (20MHz 802.11ax (UNII Band 5) – Ch. 45, MCS4)



Plot 7-205. Power Spectral Density Plot Antenna WF5B LPI (160MHz 802.11ax (UNII Band 5) – Ch. 47, MCS4)



Plot 7-203. Power Spectral Density Plot Antenna WF5B LPI (40MHz 802.11ax (UNII Band 5) – Ch. 43, MCS4)



Plot 7-206. Power Spectral Density Plot Antenna WF5B LPI (20MHz 802.11a (UNII Band 6) – Ch. 105, 24Mbps)

FCC ID: BCGA2837 IC: 579C-A2837		MEASUREMENT REPORT (CERTIFICATION)	Approved by: Technical Manager
Test Report S/N: 1C2311270068-24-R2.BCG	Test Dates: 11/28/2023 - 04/04/2024	EUT Type: Tablet Device	Page 116 of 510