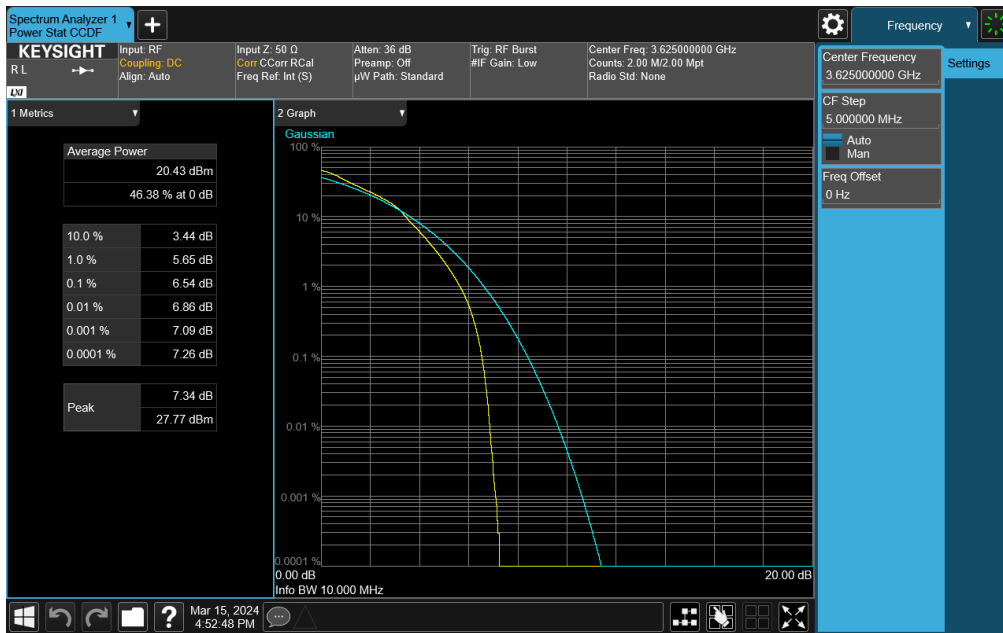
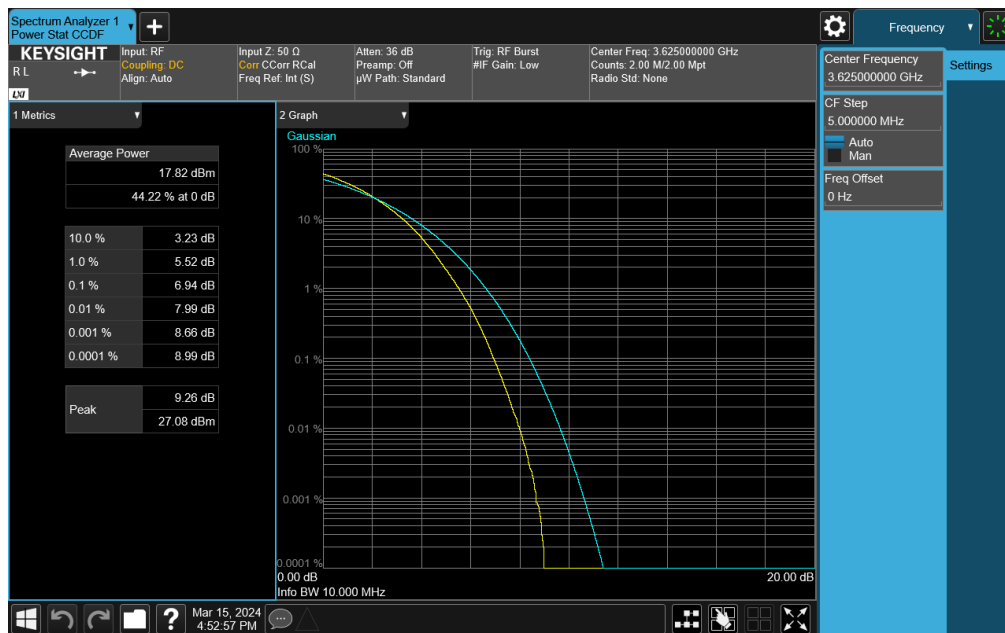
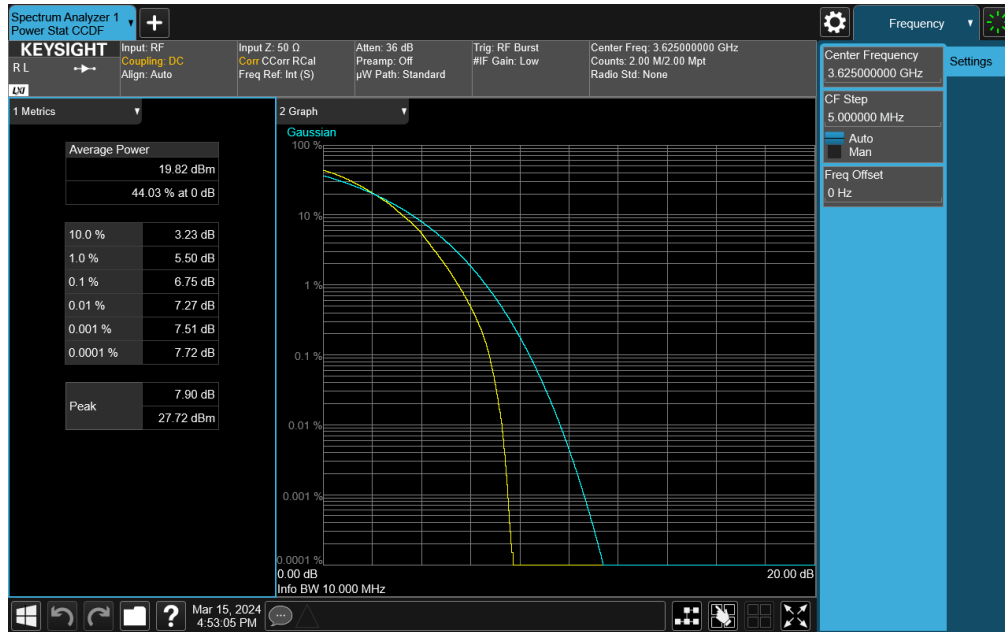



Plot 7-315. PAR Plot (LTE Band 48 - 10MHz QPSK – Full RB)

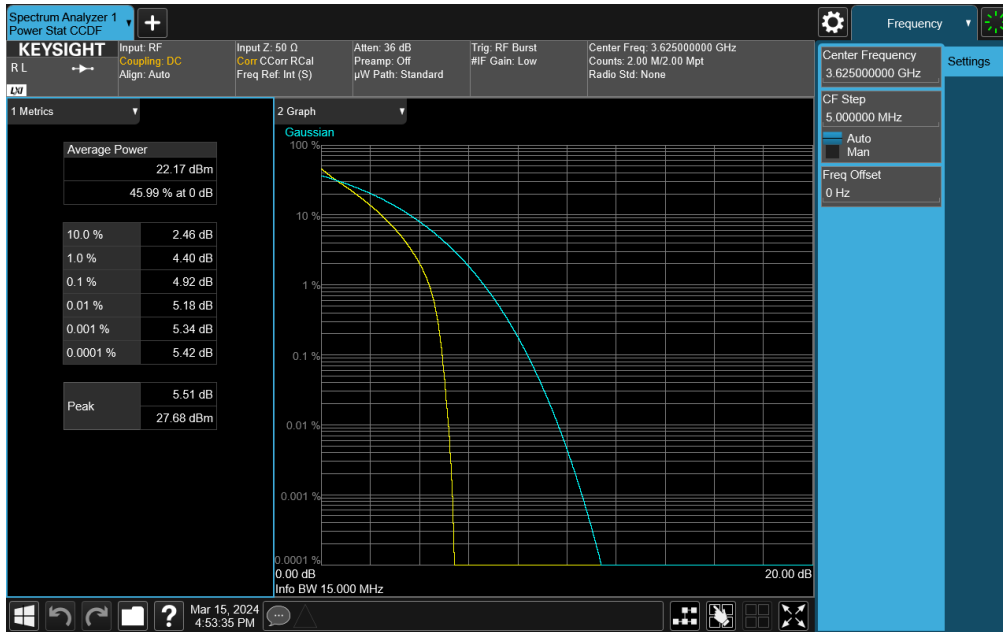


Plot 7-316. PAR Plot (LTE Band 48 - 10MHz 16-QAM – Full RB)

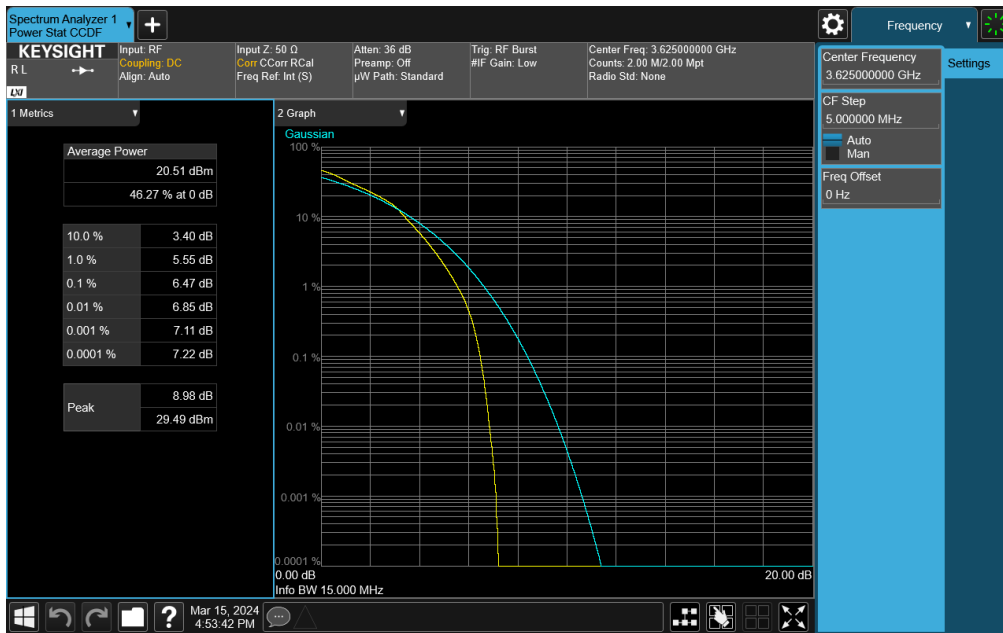
FCC ID: BCGA2837	PART 96 MEASUREMENT REPORT	Approved by: Technical Manager
Test Report S/N: 1C2311270068-13.BCG	Test Dates: 10/01/2023-03/29/2024	EUT Type: Tablet Device
		Page 177 of 233




FCC ID: BCGA2837	 PART 96 MEASUREMENT REPORT	Approved by: Technical Manager
Test Report S/N: 1C2311270068-13.BCG	Test Dates: 10/01/2023-03/29/2024	EUT Type: Tablet Device
		Page 178 of 233

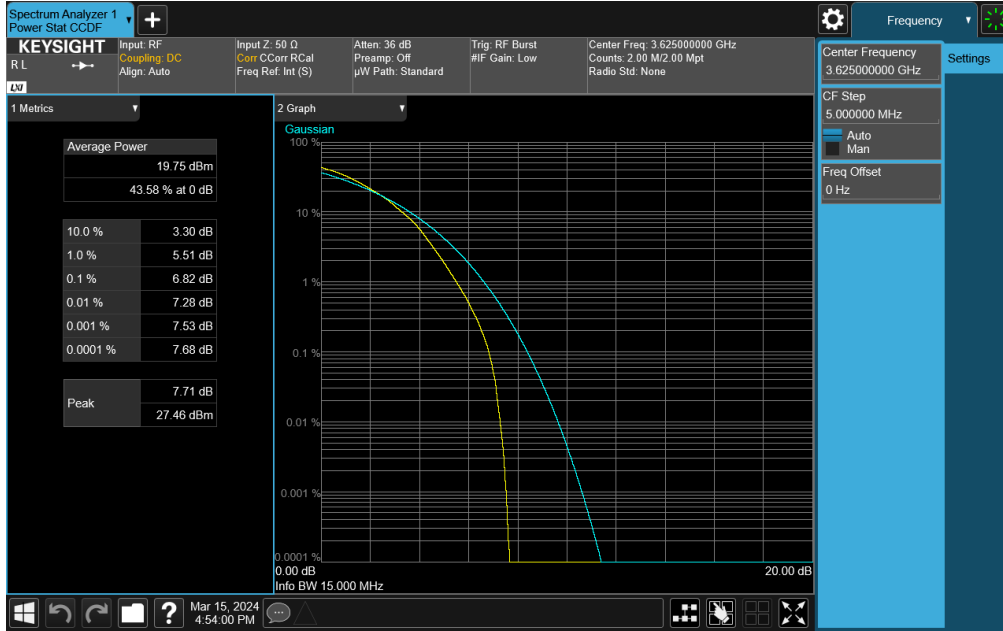


Plot 7-319. PAR Plot (LTE Band 48 - 15MHz QPSK – Full RB)

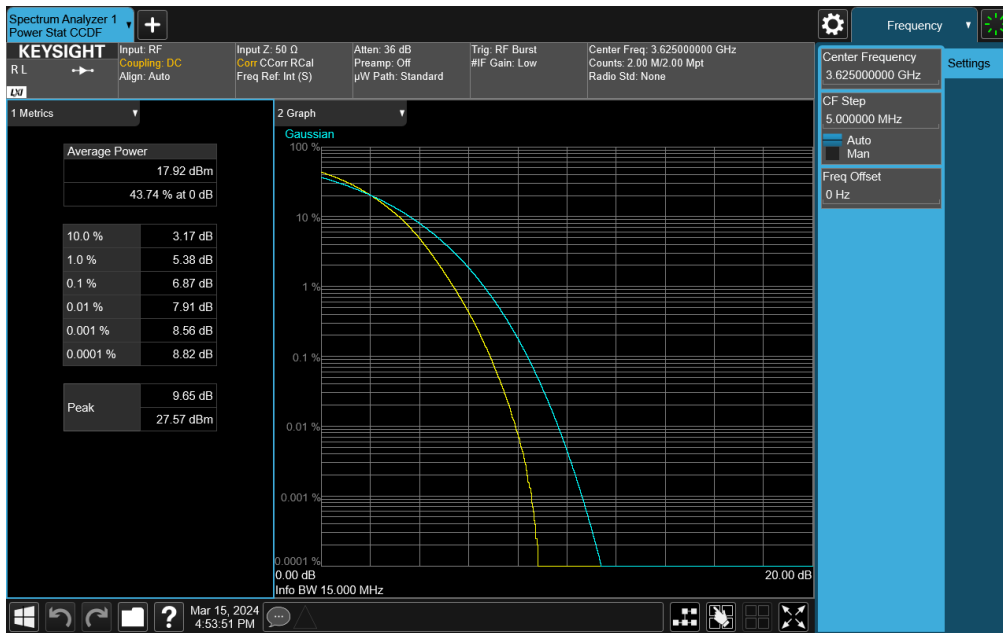


Plot 7-320. PAR Plot (LTE Band 48 - 15MHz 16-QAM – Full RB)

FCC ID: BCGA2837	 PART 96 MEASUREMENT REPORT	Approved by: Technical Manager
Test Report S/N: 1C2311270068-13.BCG	Test Dates: 10/01/2023-03/29/2024	EUT Type: Tablet Device
		Page 179 of 233

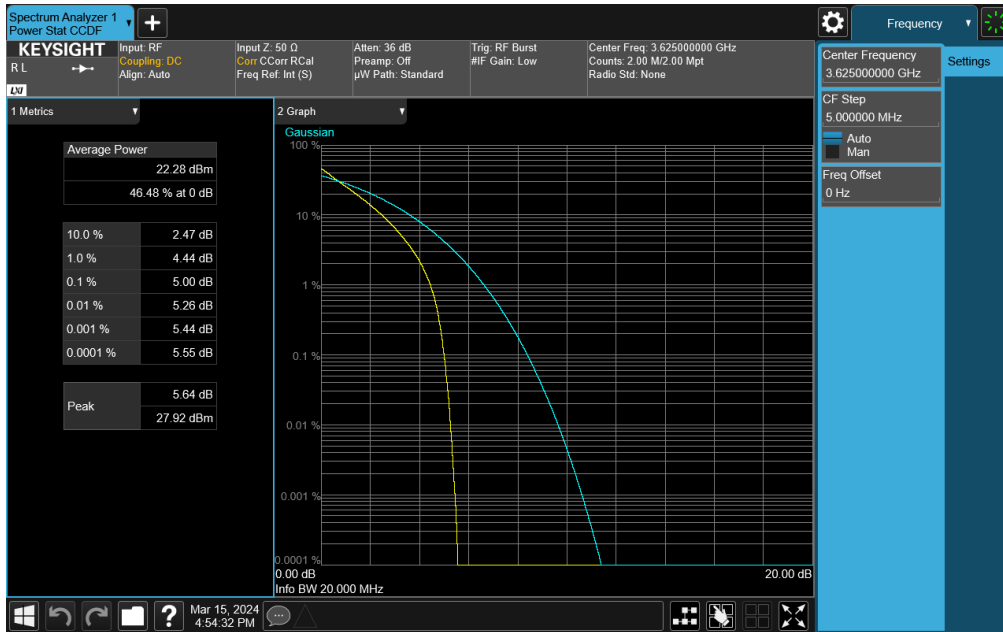


**Plot 7-321. PAR Plot (LTE Band 48 - 15MHz 64-QAM – Full RB)**

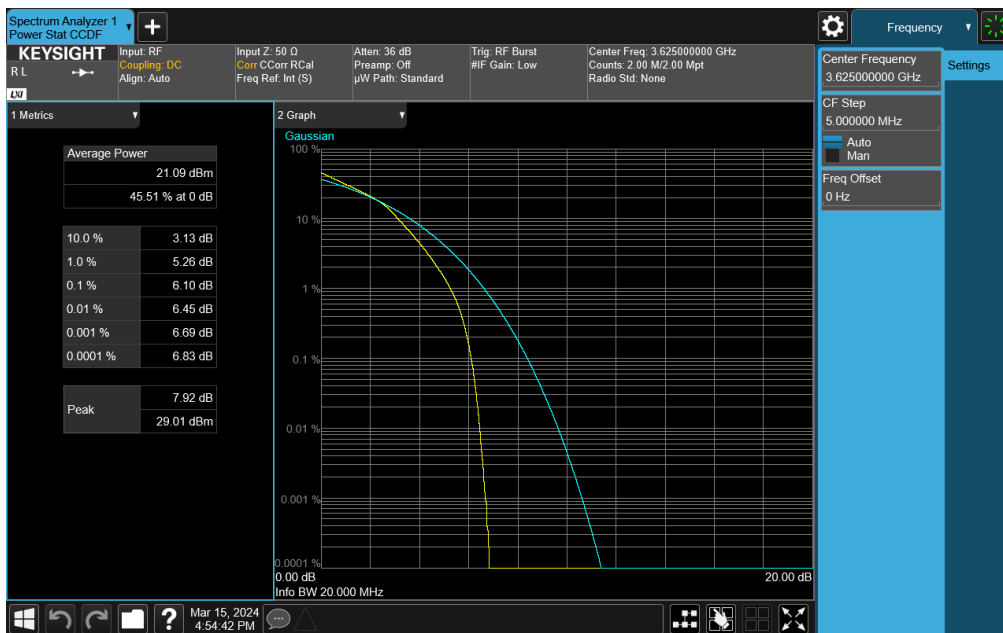


**Plot 7-322. PAR Plot (LTE Band 48 - 15MHz 256-QAM – Full RB)**


FCC ID: BCGA2837	PART 96 MEASUREMENT REPORT	Approved by: Technical Manager
Test Report S/N: 1C2311270068-13.BCG	Test Dates: 10/01/2023-03/29/2024	EUT Type: Tablet Device
		Page 180 of 233

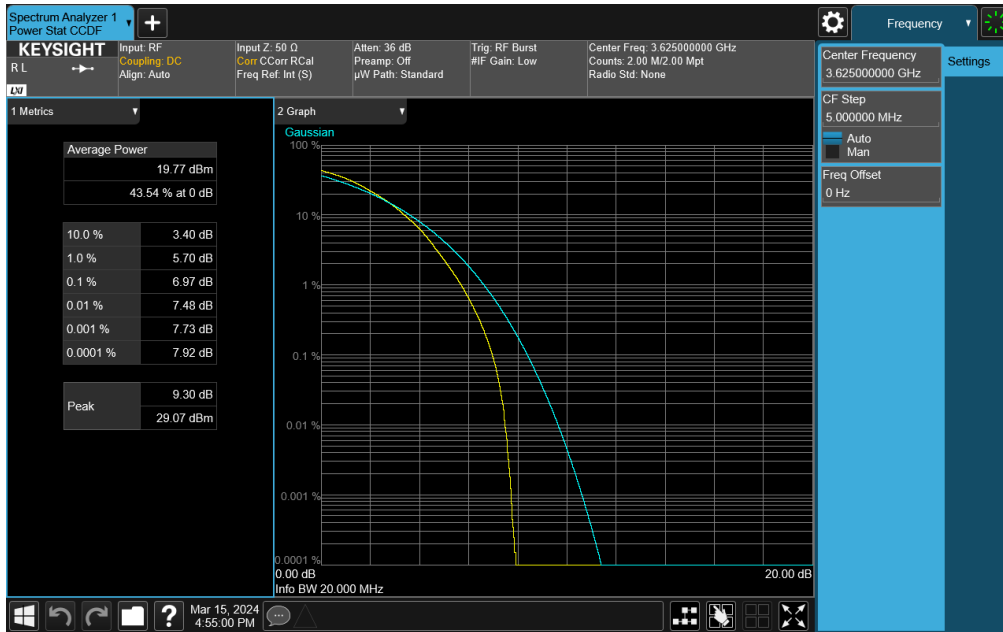


**Plot 7-323. PAR Plot (LTE Band 48 - 20MHz QPSK – Full RB)**

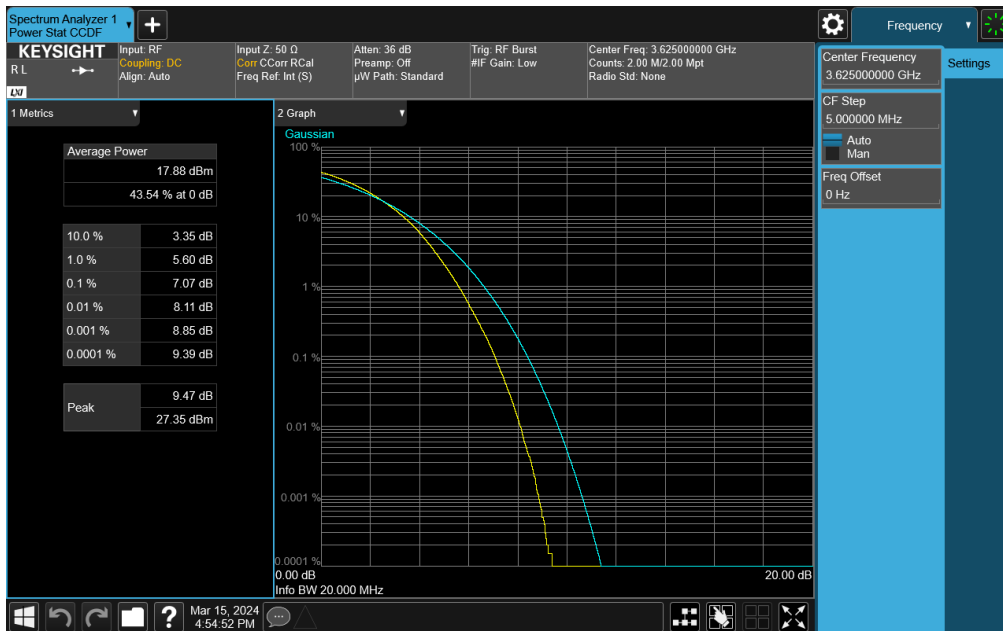


**Plot 7-324. PAR Plot (LTE Band 48 - 20MHz 16-QAM – Full RB)**


FCC ID: BCGA2837	 PART 96 MEASUREMENT REPORT	Approved by: Technical Manager
Test Report S/N: 1C2311270068-13.BCG	Test Dates: 10/01/2023-03/29/2024	EUT Type: Tablet Device
		Page 181 of 233



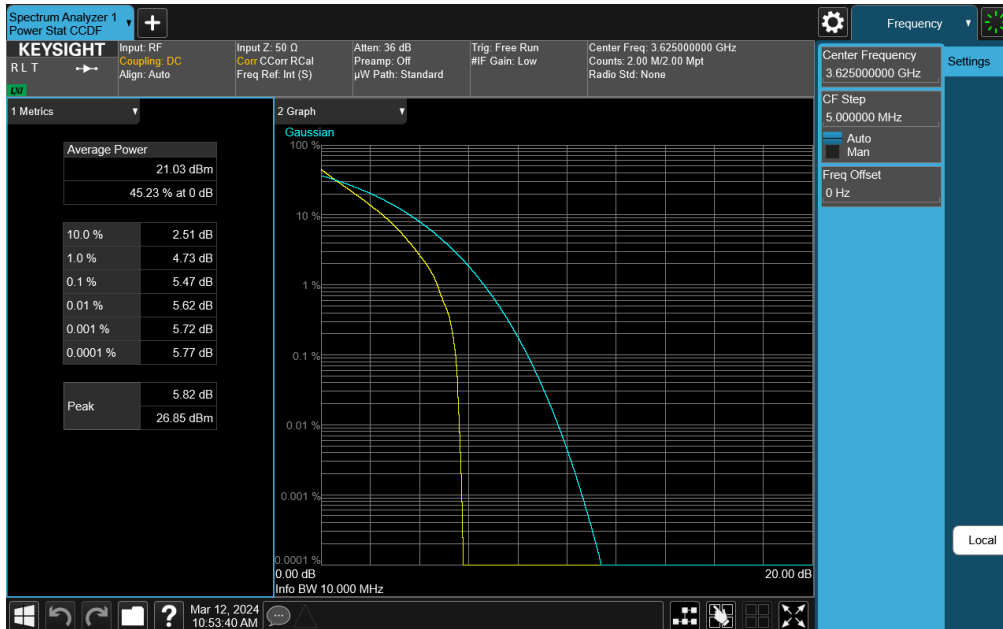
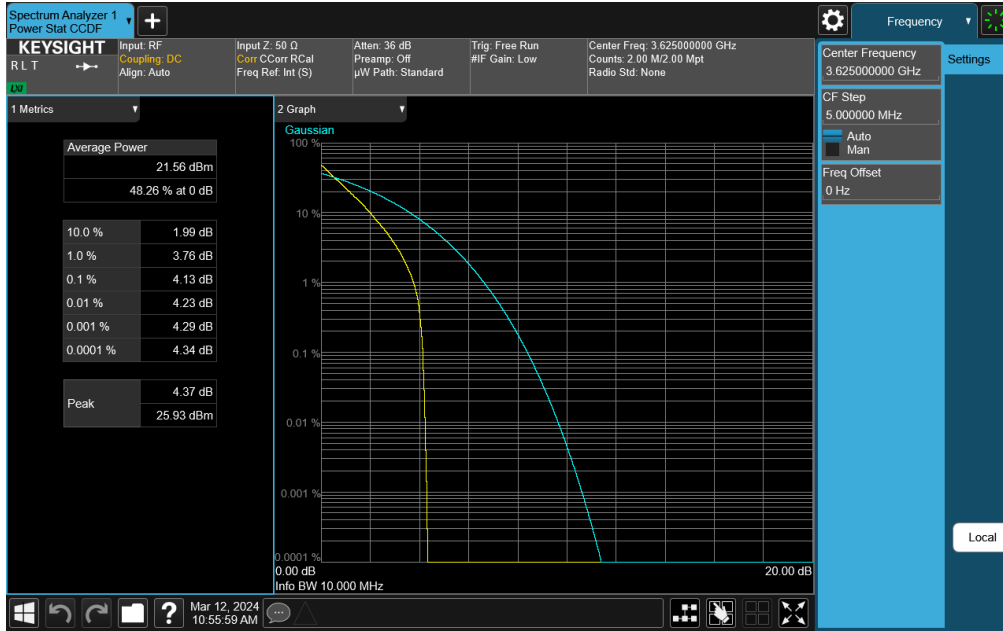
**Plot 7-325. PAR Plot (LTE Band 48 - 20MHz 64-QAM – Full RB)**



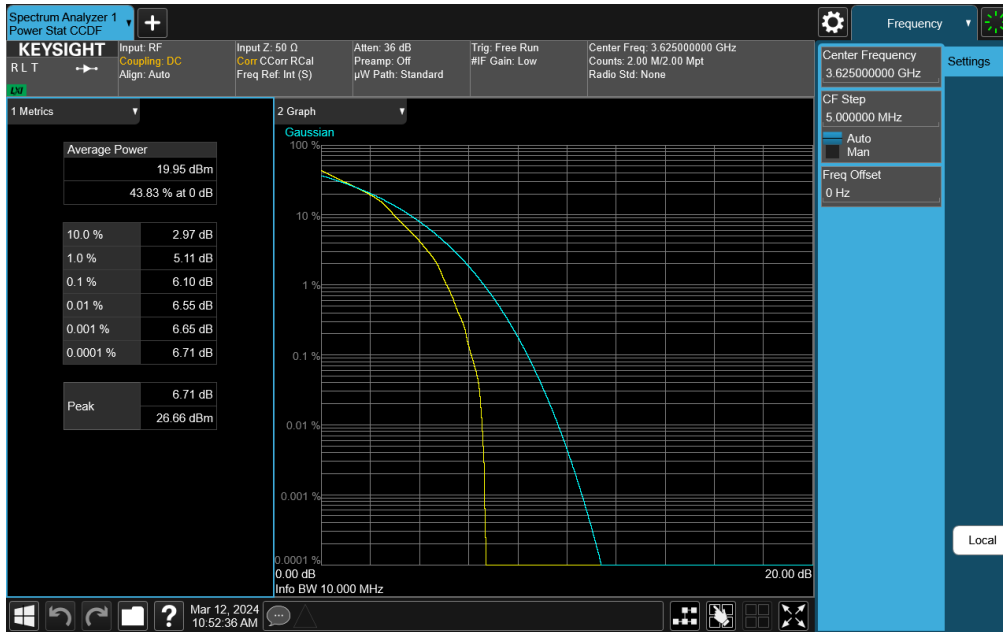
**Plot 7-326. PAR Plot (LTE Band 48 - 20MHz 256-QAM – Full RB)**

FCC ID: BCGA2837	 PART 96 MEASUREMENT REPORT	Approved by: Technical Manager
Test Report S/N: 1C2311270068-13.BCG	Test Dates: 10/01/2023-03/29/2024	EUT Type: Tablet Device
		Page 182 of 233

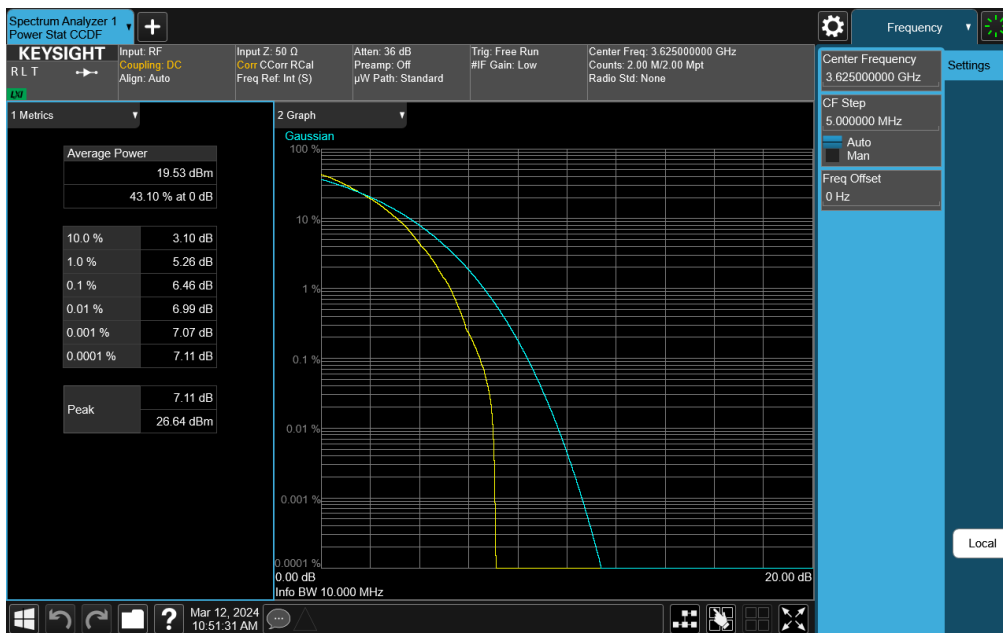
# NR Band n48




FCC ID: BCGA2837	PART 96 MEASUREMENT REPORT	Approved by: Technical Manager
Test Report S/N: 1C2311270068-13.BCG	Test Dates: 10/01/2023-03/29/2024	EUT Type: Tablet Device
		Page 183 of 233



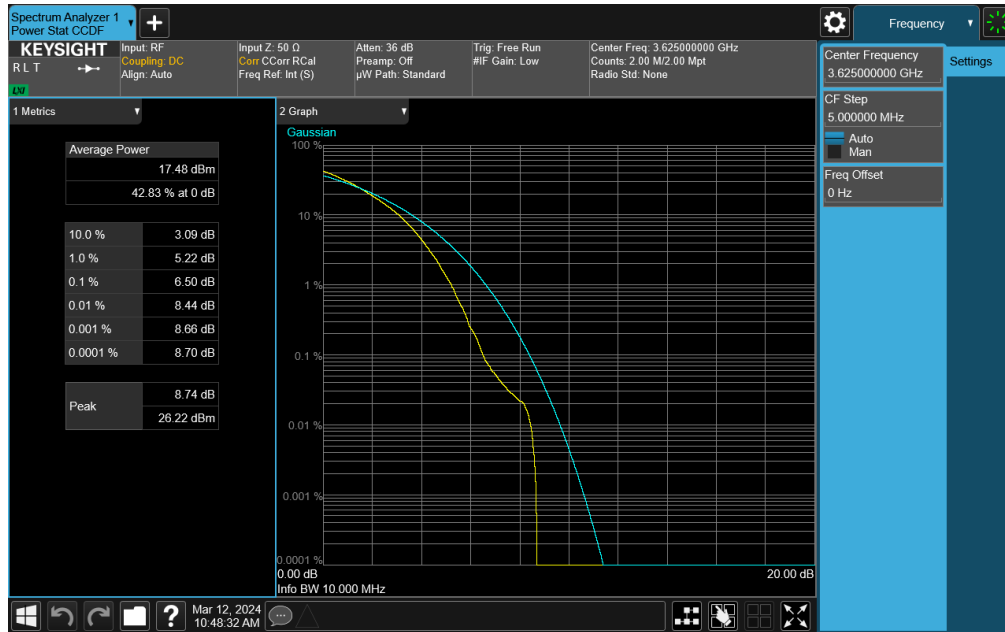
**Plot 7-329. PAR Plot (NR Band n48 - 10MHz 16-QAM)**



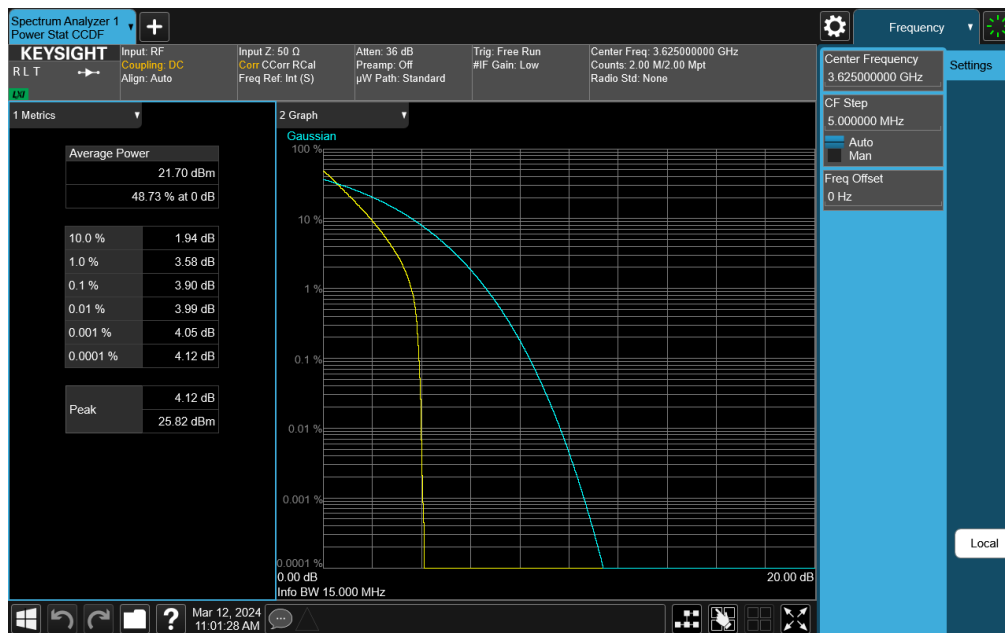
**Plot 7-330. PAR Plot (NR Band n48 - 10MHz 64-QAM)**

FCC ID: BCGA2837	 PART 96 MEASUREMENT REPORT	Approved by: Technical Manager
Test Report S/N: 1C2311270068-13.BCG	Test Dates: 10/01/2023-03/29/2024	EUT Type: Tablet Device
		Page 184 of 233




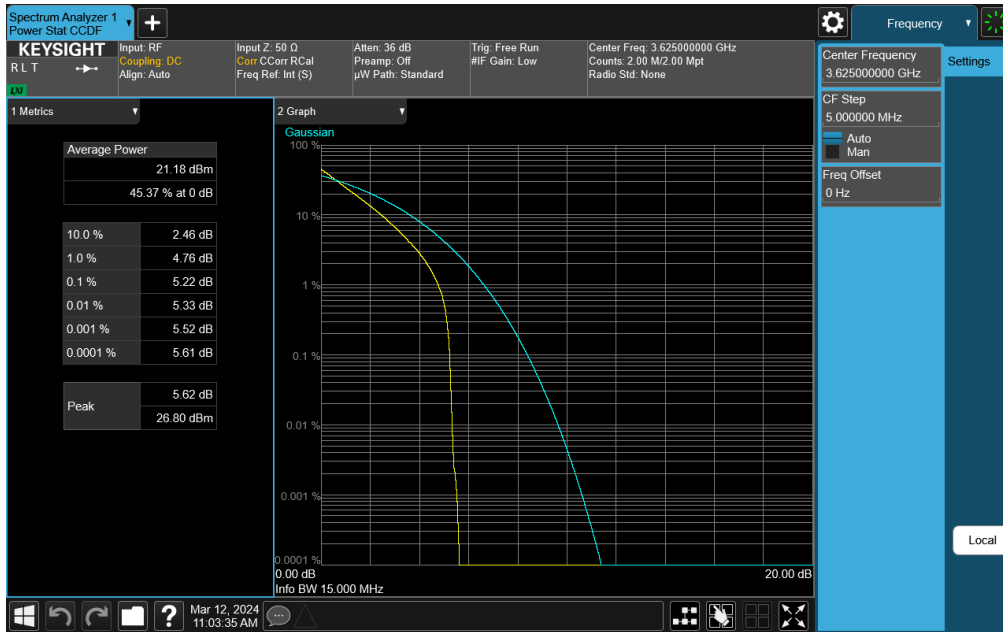


**Plot 7-331. PAR Plot (NR Band n48 - 10MHz 256-QAM)**

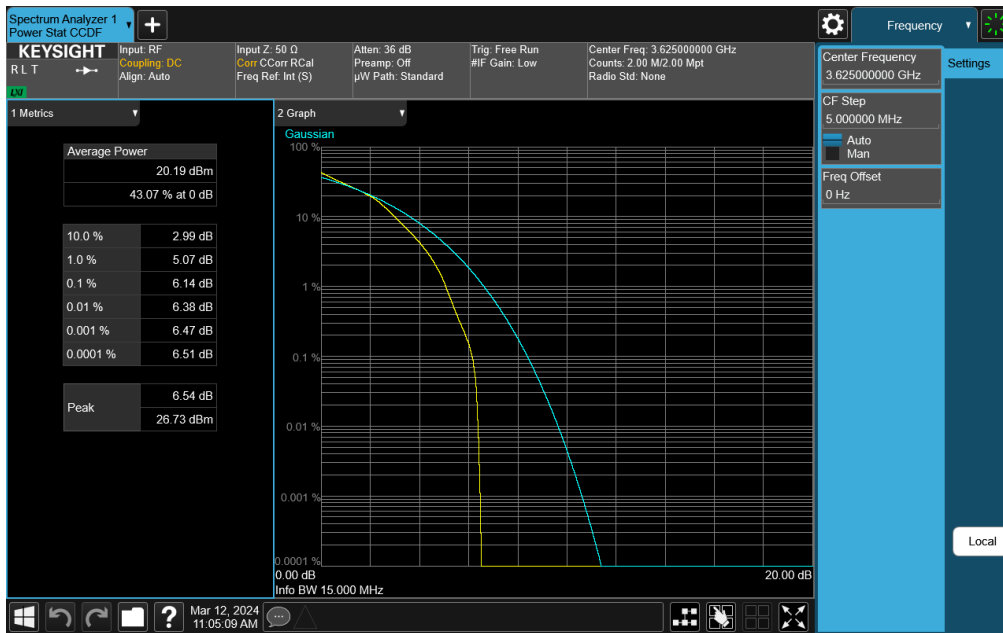


**Plot 7-332. PAR Plot (NR Band n48 - 15MHz  $\pi/2$  BPSK)**


FCC ID: BCGA2837	 <b>PART 96 MEASUREMENT REPORT</b>		Approved by: Technical Manager
Test Report S/N: 1C2311270068-13.BCG	Test Dates: 10/01/2023-03/29/2024	EUT Type: Tablet Device	Page 185 of 233

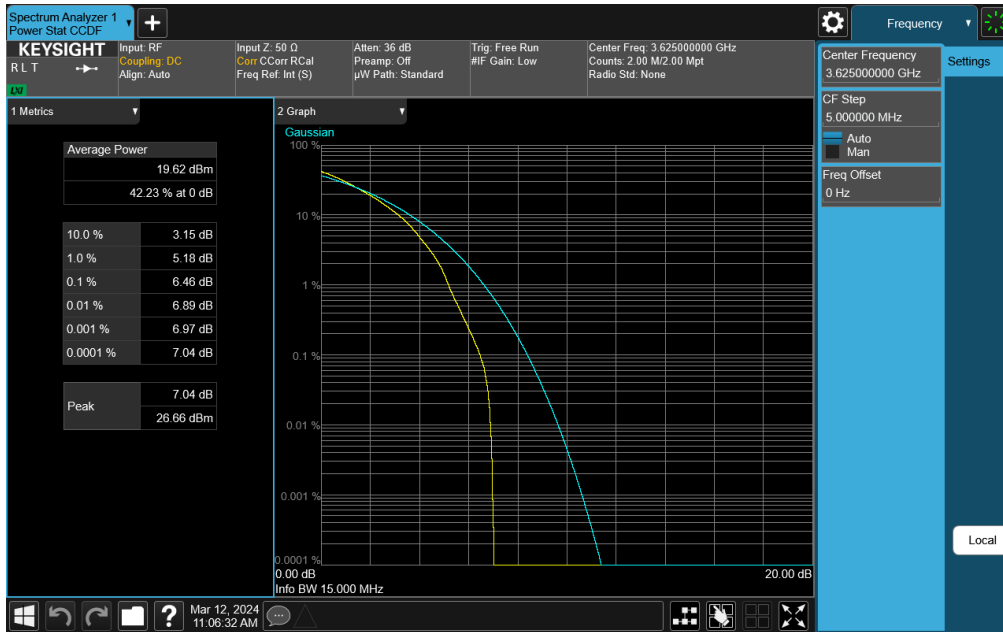


**Plot 7-333. PAR Plot (NR Band n48 - 15MHz QPSK)**

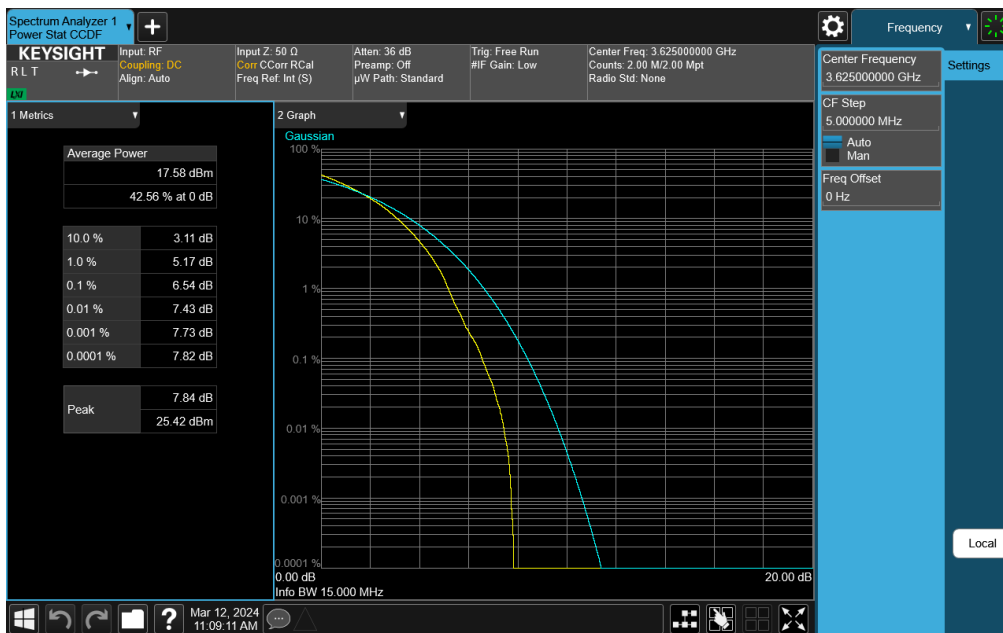


**Plot 7-334. PAR Plot (NR Band n48 - 15MHz 16-QAM)**


FCC ID: BCGA2837	 PART 96 MEASUREMENT REPORT	Approved by: Technical Manager
Test Report S/N: 1C2311270068-13.BCG	Test Dates: 10/01/2023-03/29/2024	EUT Type: Tablet Device
		Page 186 of 233

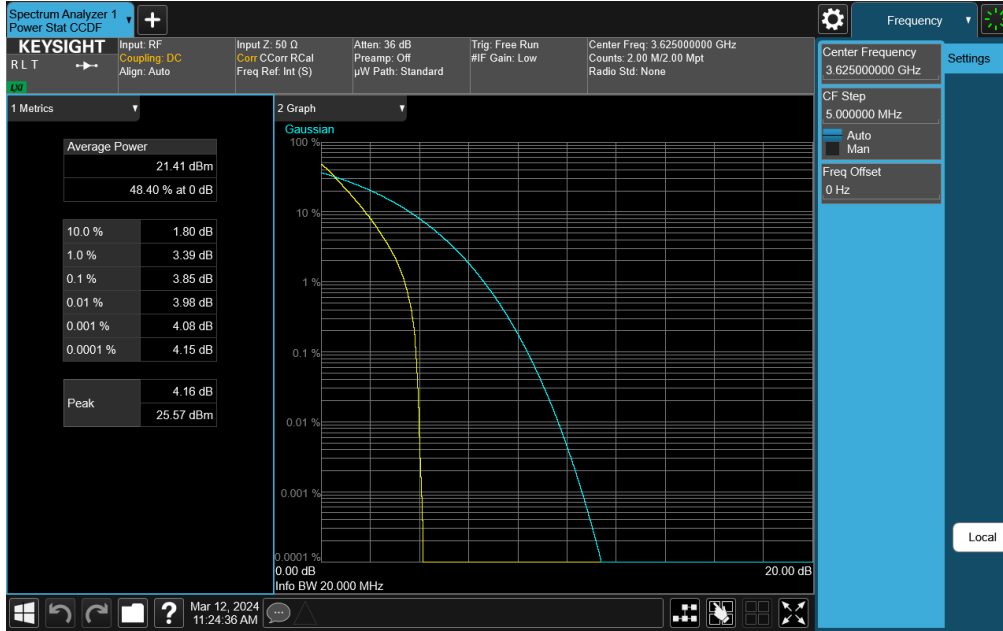


**Plot 7-335. PAR Plot (NR Band n48 - 15MHz 64-QAM)**

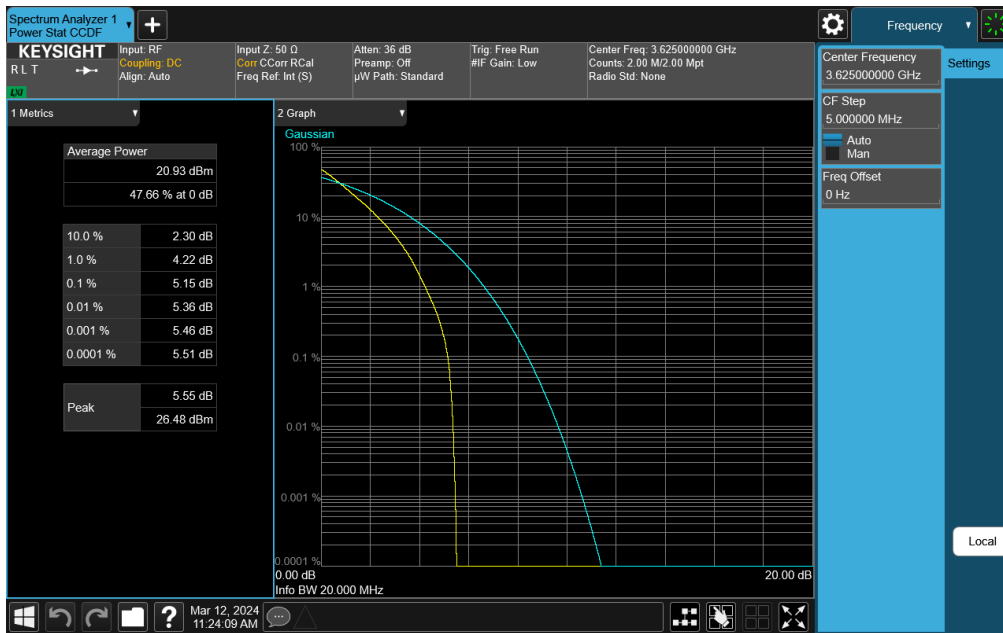


**Plot 7-336. PAR Plot (NR Band n48 - 15MHz 256-QAM)**

FCC ID: BCGA2837	 PART 96 MEASUREMENT REPORT	Approved by: Technical Manager
Test Report S/N: 1C2311270068-13.BCG	Test Dates: 10/01/2023-03/29/2024	EUT Type: Tablet Device
		Page 187 of 233

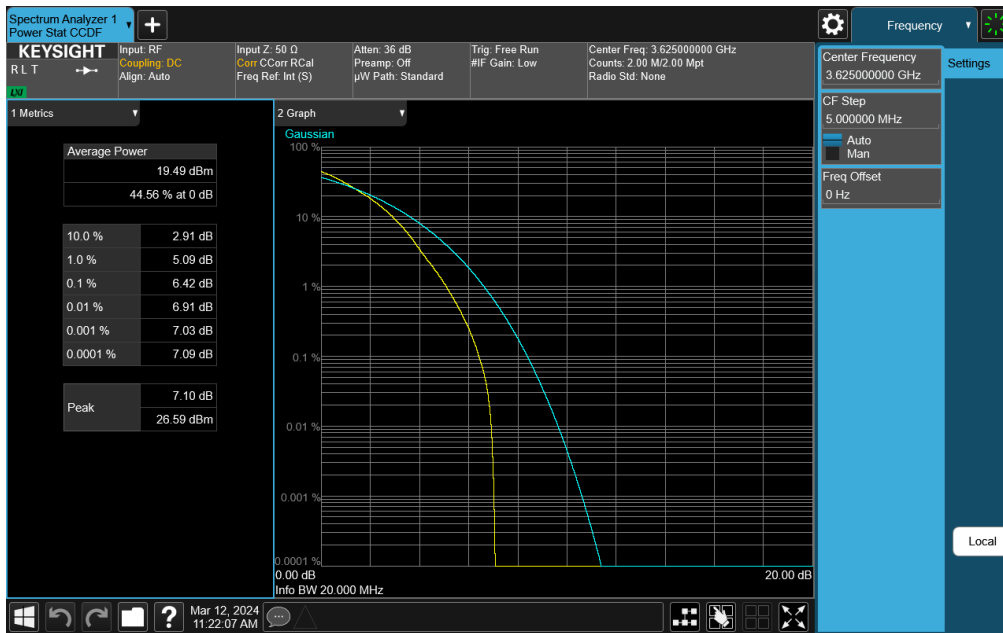
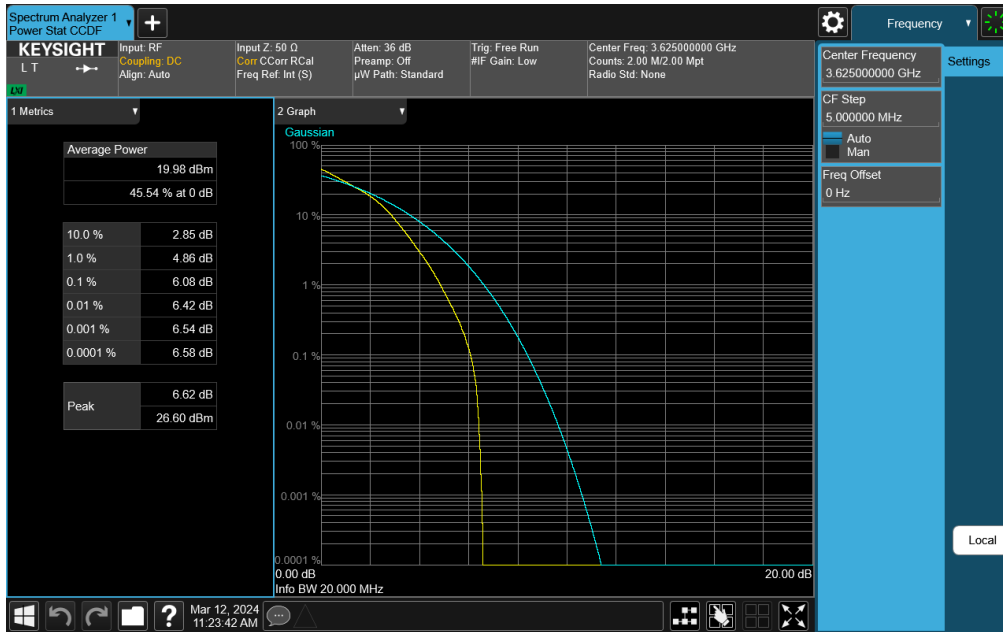



**Plot 7-337. PAR Plot (NR Band n48 - 20MHz  $\pi/2$  BPSK)**

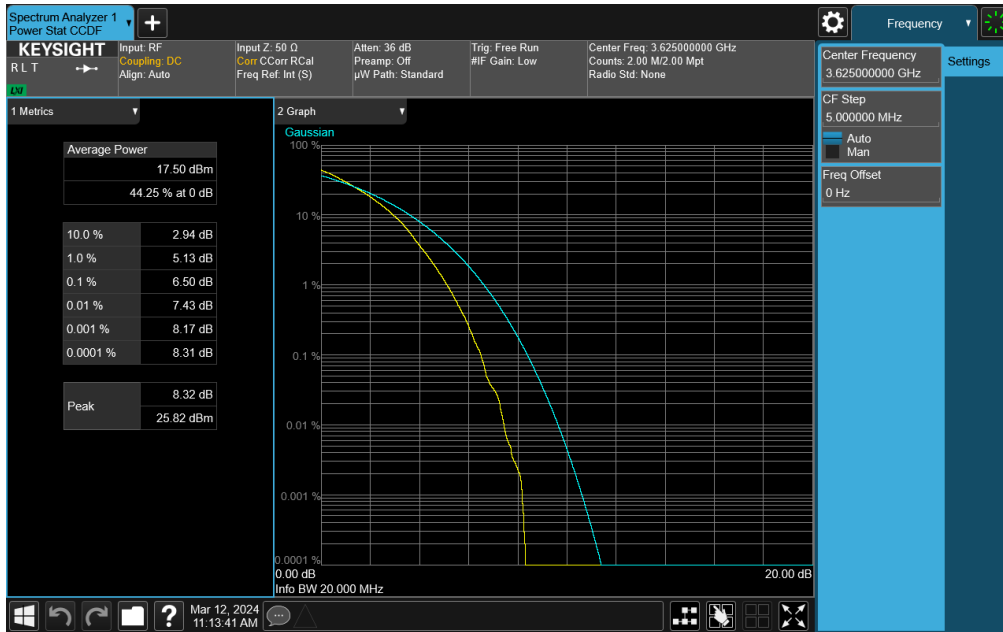


**Plot 7-338. PAR Plot (NR Band n48 - 20MHz QPSK)**

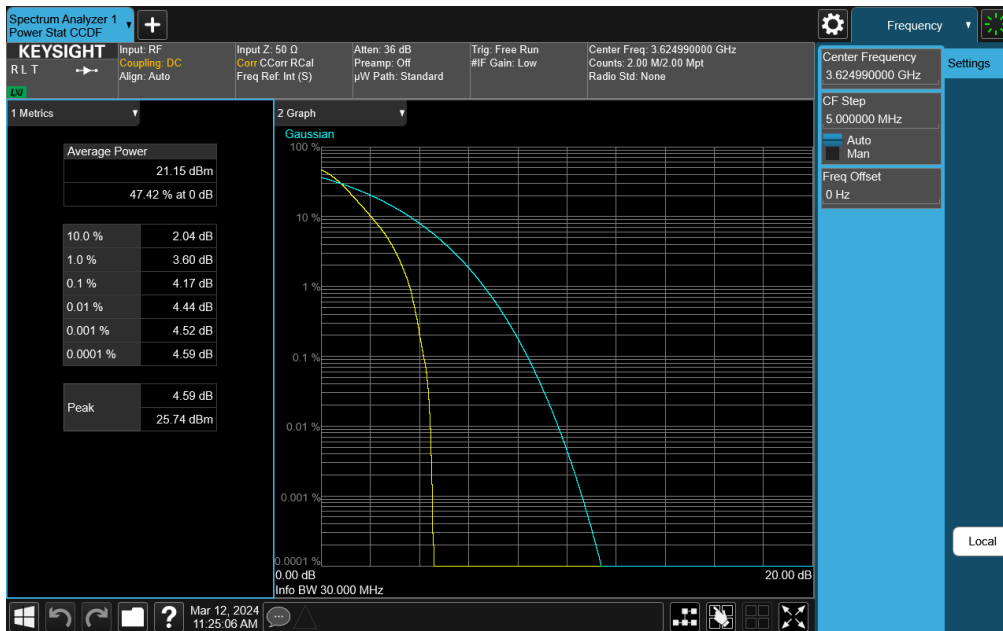
FCC ID: BCGA2837	PART 96 MEASUREMENT REPORT	Approved by: Technical Manager
Test Report S/N: 1C2311270068-13.BCG	Test Dates: 10/01/2023-03/29/2024	EUT Type: Tablet Device
		Page 188 of 233




FCC ID: BCGA2837	 PART 96 MEASUREMENT REPORT	Approved by: Technical Manager
Test Report S/N: 1C2311270068-13.BCG	Test Dates: 10/01/2023-03/29/2024	EUT Type: Tablet Device
		Page 189 of 233

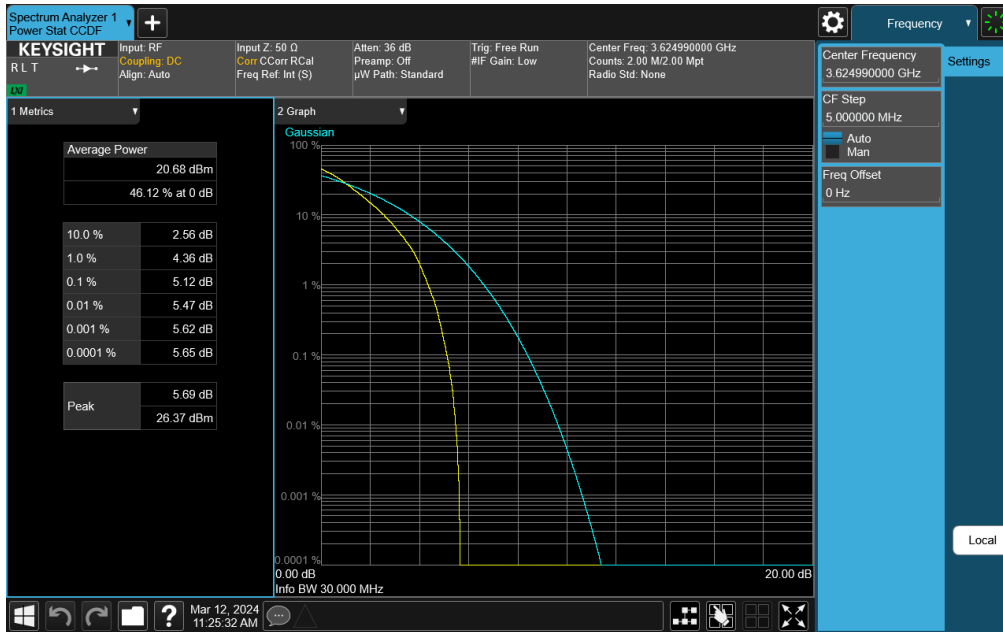


**Plot 7-341. PAR Plot (NR Band n48 - 20MHz 256-QAM)**

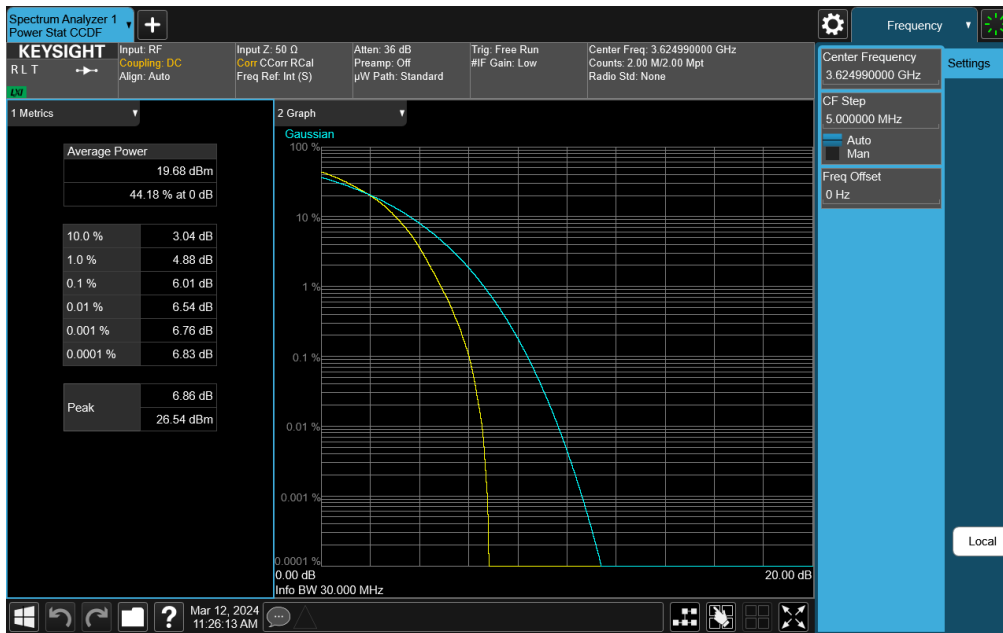


**Plot 7-342. PAR Plot (NR Band n48 - 30MHz  $\pi/2$  BPSK)**

FCC ID: BCGA2837	 PART 96 MEASUREMENT REPORT	Approved by: Technical Manager
Test Report S/N: 1C2311270068-13.BCG	Test Dates: 10/01/2023-03/29/2024	EUT Type: Tablet Device
		Page 190 of 233

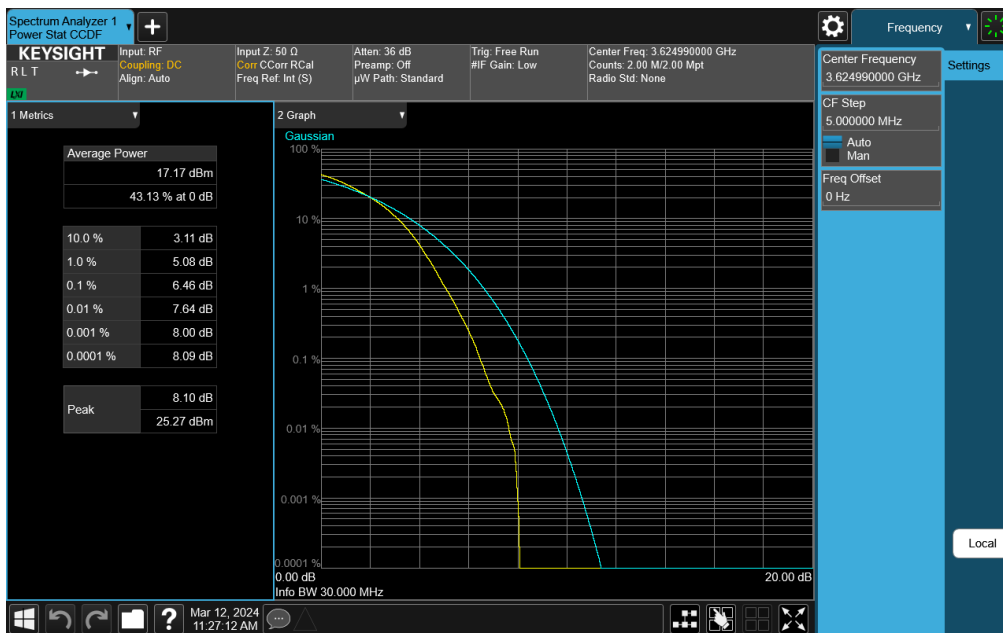
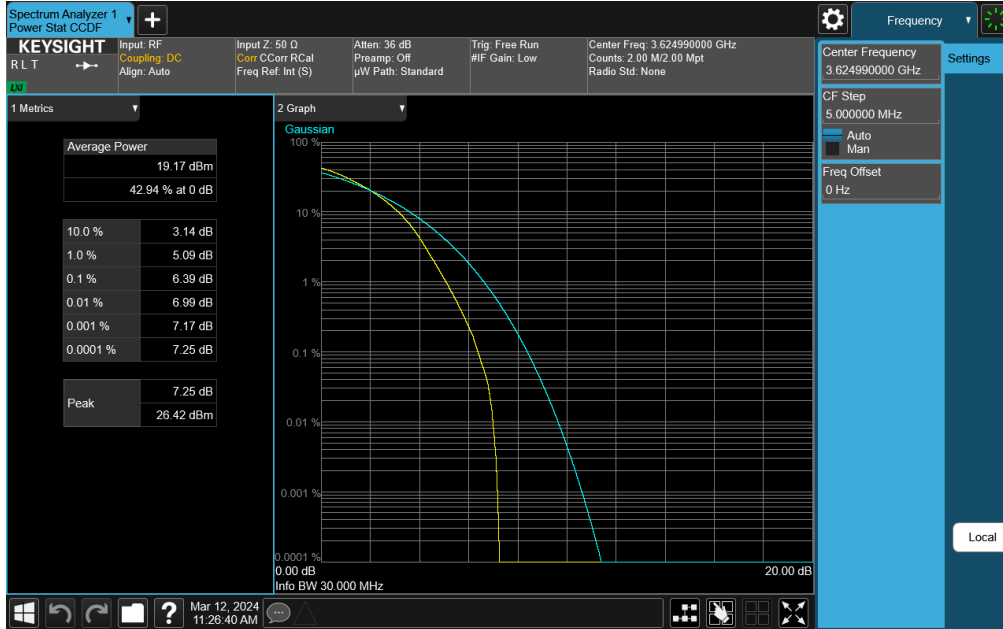



**Plot 7-343. PAR Plot (NR Band n48 - 30MHz QPSK)**



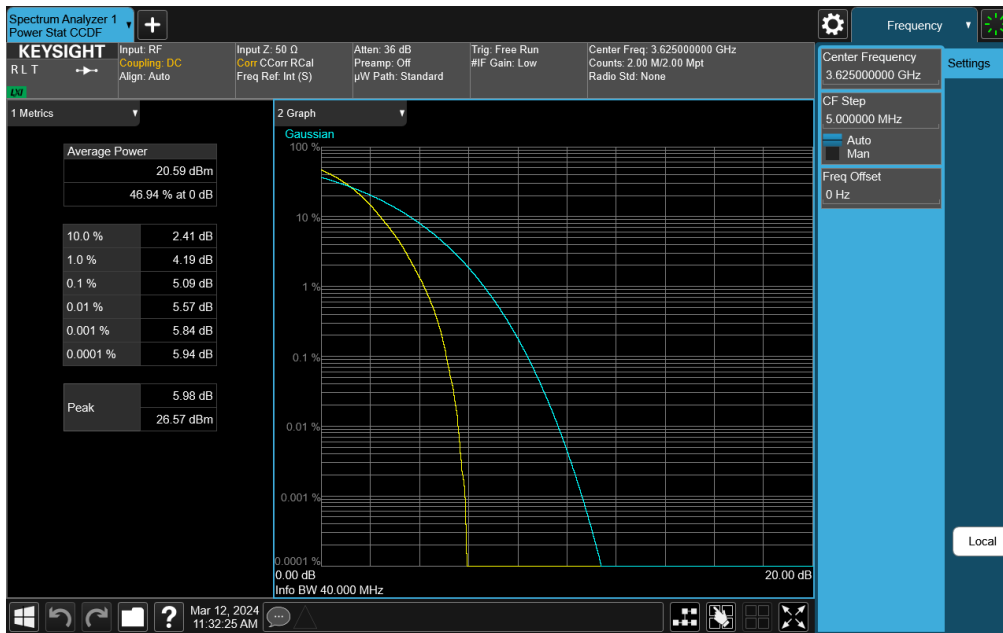
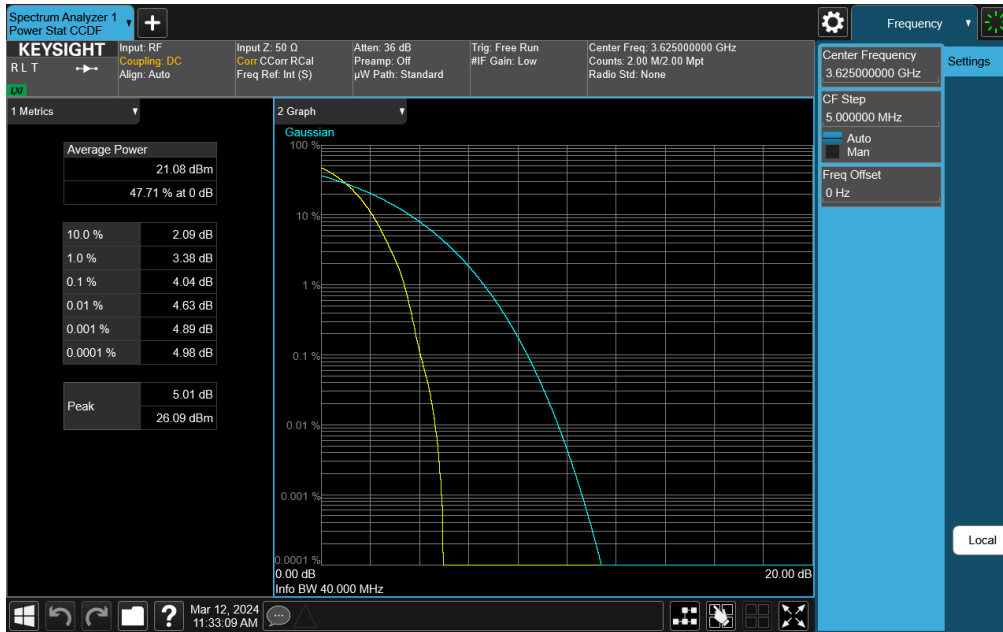
**Plot 7-344. PAR Plot (NR Band n48 - 30MHz 16-QAM)**

FCC ID: BCGA2837	PART 96 MEASUREMENT REPORT	Approved by: Technical Manager
Test Report S/N: 1C2311270068-13.BCG	Test Dates: 10/01/2023-03/29/2024	EUT Type: Tablet Device
		Page 191 of 233

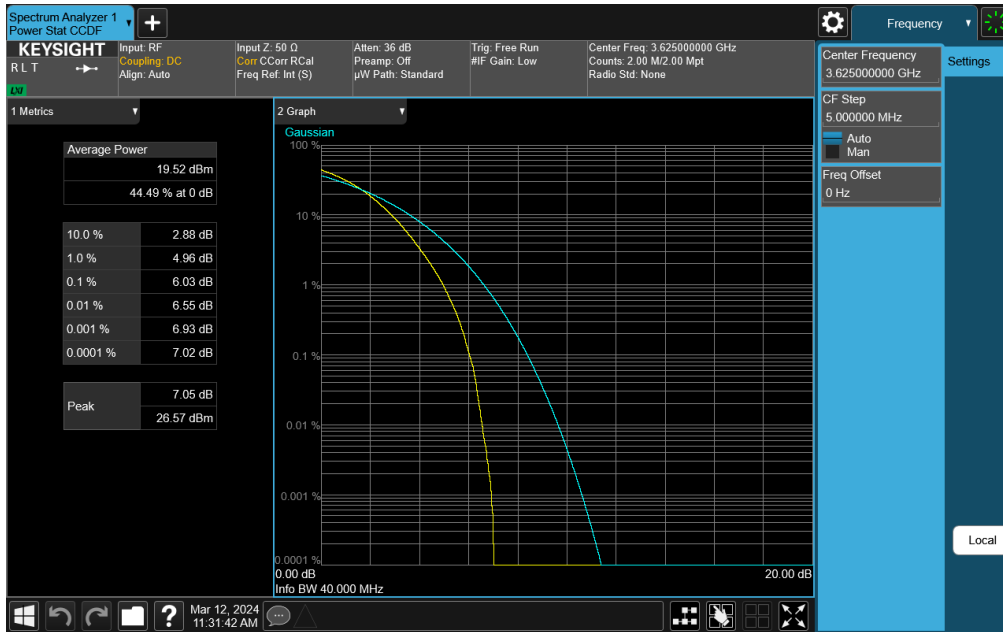


FCC ID: BCGA2837	 PART 96 MEASUREMENT REPORT	Approved by: Technical Manager
Test Report S/N: 1C2311270068-13.BCG	Test Dates: 10/01/2023-03/29/2024	EUT Type: Tablet Device
		Page 192 of 233

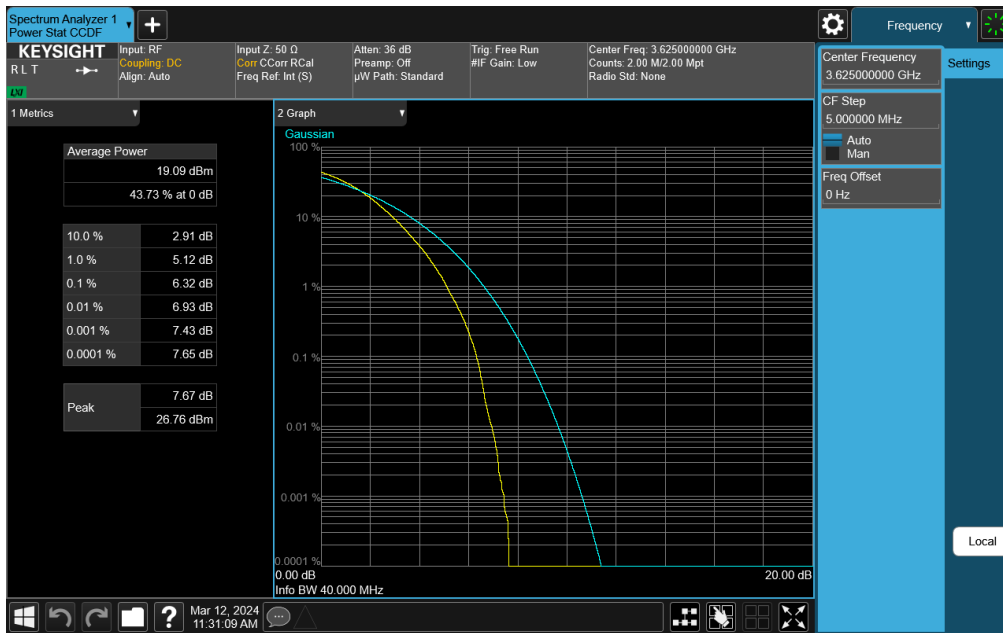




FCC ID: BCGA2837	PART 96 MEASUREMENT REPORT	Approved by: Technical Manager
Test Report S/N: 1C2311270068-13.BCG	Test Dates: 10/01/2023-03/29/2024	EUT Type: Tablet Device
		Page 193 of 233

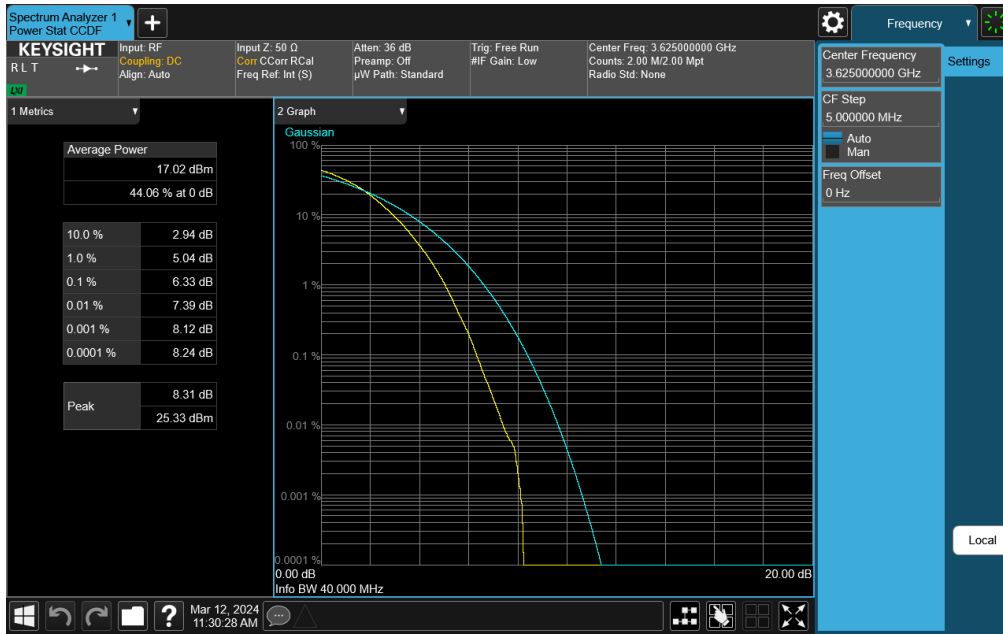


**Plot 7-349. PAR Plot (NR Band n48 - 40MHz 16-QAM)**




**Plot 7-350. PAR Plot (NR Band n48 - 40MHz 64-QAM)**

FCC ID: BCGA2837	PART 96 MEASUREMENT REPORT	Approved by: Technical Manager
Test Report S/N: 1C2311270068-13.BCG	Test Dates: 10/01/2023-03/29/2024	EUT Type: Tablet Device
		Page 194 of 233



**Plot 7-351. PAR Plot (NR Band n48 - 40MHz 256-QAM)**

FCC ID: BCGA2837	 <b>PART 96 MEASUREMENT REPORT</b>	Approved by: Technical Manager
Test Report S/N: 1C2311270068-13.BCG	Test Dates: 10/01/2023-03/29/2024	EUT Type: Tablet Device
		Page 195 of 233

V2.2 09/07/2023

## 7.6 Radiated Power (EIRP)

§96.41(b)

### Test Overview

Equivalent Isotropic Radiated Power (EIRP) measurements are calculated by adding highest antenna gain to maximum measured conducted output power. All measurements are performed as RMS average measurements while the EUT is operating at its maximum duty cycle, at maximum power, and at the appropriate frequencies.

### Test Procedures Used

KDB 971168 D01 v03r01 – Section 5.2.1

ANSI C63.26-2015

### Test Settings

The relevant equation for determining the EIRP from the conducted RF output power measured is:

$$\text{EIRP} = \text{PMeas} - \text{LC} + \text{GT}$$

Where:

EIRP = Equivalent Isotropic Radiated Power (expressed in the same units as PMeas, typically dBW or dBm)

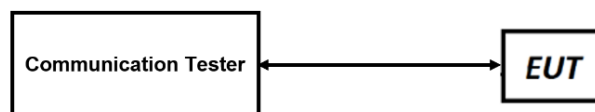
PMeas = measured transmitter output power or PSD, in dBW or dBm

LC = signal attenuation in the connecting cable between the transmitter and antenna in dB


GT = gain of the transmitting antenna, in dBi (EIRP)

### Test Setup

The EUT and measurement equipment were set up as shown in the diagram below.




**Figure 7-5. EIRP Measurement Setup**

FCC ID: BCGA2837	 PART 96 MEASUREMENT REPORT	Approved by: Technical Manager
Test Report S/N: 1C2311270068-13.BCG	Test Dates: 10/01/2023-03/29/2024	EUT Type: Tablet Device
		Page 196 of 233

V2.2 09/07/2023

**Test Notes**

- 1) The worst case emissions are reported with the modulations, RB sizes and offsets, and channel bandwidth configurations shown in the tables below.
- 2) This unit was tested with its standard battery.
- 3) The Level (dBm) readings in the table were taken with a correction table loaded into the base station simulator. The correction table was used to account for the signal attenuation in the connecting cable between the transmitter and antenna.
- 4) The worst case EIRP shown in this section is found with LTE & NR operating only using 1RB. As such, the EIRP/10MHz and full channel EIRP values will be identical since 1RB is fully contained within all available channel bandwidths for LTE Band 48 (i.e. 5, 10, 15, 20MHz) and NR FR1 Band 48 (i.e. 10, 15, 20, 30, 40MHz).
- 5) Uplink carrier aggregation for LTE B48 is only supported in this EUT while operating in Power Class 3.
- 6) For ULCA, conducted power measurements were evaluated for the two contiguous channels using various combinations of RB size, RB offset, modulation, and channel bandwidth. Channel bandwidth data is shown in the tables below based only on the channel bandwidths that were supported in this device.


<b>FCC ID:</b> BCGA2837	 <b>PART 96 MEASUREMENT REPORT</b>		<b>Approved by:</b> Technical Manager
<b>Test Report S/N:</b> 1C2311270068-13.BCG	<b>Test Dates:</b> 10/01/2023-03/29/2024	<b>EUT Type:</b> Tablet Device	Page 197 of 233

V2.2 09/07/2023

## Antenna 3 – EIRP


Bandwidth	Mod.	Frequency [MHz]	Ant. Gain [dBi]	RB Size/Offset	Conducted Power [dBm]	EIRP [dBm/10MHz]	EIRP [Watts/10MHz]	EIRP Limit [dBm/10MHz]	Margin [dB]
5 MHz	QPSK	3552.5	1.80	1 / 0	20.37	22.17	0.165	23.00	-0.83
		3625.0	1.80	1 / 24	20.70	<b>22.50</b>	<b>0.178</b>	23.00	-0.50
		3697.5	1.80	1 / 24	20.51	22.31	0.170	23.00	-0.69
	16-QAM	3625.0	1.80	1 / 24	19.56	21.36	0.137	23.00	-1.64
	64-QAM	3697.5	1.80	1 / 24	18.68	20.48	0.112	23.00	-2.52
256-QAM	3697.5	1.80	1 / 24	15.76	17.56	<b>0.057</b>	23.00	-5.44	
10 MHz	QPSK	3555.0	1.80	1 / 49	20.49	22.29	0.169	23.00	-0.71
		3625.0	1.80	1 / 0	20.70	<b>22.50</b>	<b>0.178</b>	23.00	-0.50
		3695.0	1.80	1 / 49	20.63	22.43	0.175	23.00	-0.57
	16-QAM	3695.0	1.80	1 / 49	19.69	21.49	0.141	23.00	-1.51
	64-QAM	3695.0	1.80	1 / 25	18.66	20.46	0.111	23.00	-2.54
256-QAM	3555.0	1.80	1 / 49	15.80	17.60	<b>0.058</b>	23.00	-5.40	
15 MHz	QPSK	3557.5	1.80	1 / 37	20.56	<b>22.36</b>	<b>0.172</b>	23.00	-0.64
		3625.0	1.80	1 / 0	20.37	22.17	0.165	23.00	-0.83
		3692.5	1.80	1 / 37	20.53	22.33	0.171	23.00	-0.67
	16-QAM	3692.5	1.80	1 / 74	19.69	21.49	0.141	23.00	-1.51
	64-QAM	3692.5	1.80	1 / 0	18.60	20.40	0.110	23.00	-2.60
256-QAM	3557.5	1.80	1 / 74	15.76	17.56	<b>0.057</b>	23.00	-5.44	
20 MHz	QPSK	3560.0	1.80	1 / 0	20.68	22.48	0.177	23.00	-0.52
		3625.0	1.80	1 / 0	20.70	<b>22.50</b>	<b>0.178</b>	23.00	-0.50
		3690.0	1.80	1 / 50	20.65	22.45	0.176	23.00	-0.55
	16-QAM	3625.0	1.80	1 / 0	19.71	21.51	0.142	23.00	-1.49
	64-QAM	3560.0	1.80	1 / 99	18.57	20.37	0.109	23.00	-2.63
256-QAM	3625.0	1.80	1 / 99	15.78	17.58	<b>0.057</b>	23.00	-5.42	

Table 7-2. Antenna 3 EIRP Data (LTE Band 48)

FCC ID: BCGA2837	 PART 96 MEASUREMENT REPORT	Approved by: Technical Manager
Test Report S/N: 1C2311270068-13.BCG	Test Dates: 10/01/2023-03/29/2024	EUT Type: Tablet Device
		Page 198 of 233


Bandwidth	Mod.	Frequency [MHz]	Ant. Gain [dBi]	RB Size/Offset	Conducted Power [dBm]	EIRP [dBm/10MHz]	EIRP [Watts/10MHz]	EIRP Limit [dBm/10MHz]	Margin [dB]
10 MHz	π/2 BPSK	3555.0	1.80	1 / 1	20.65	22.45	0.176	23.00	-0.55
		3625.0	1.80	1 / 12	20.62	22.42	0.175	23.00	-0.58
		3695.0	1.80	1 / 12	20.69	22.49	0.177	23.00	-0.51
	QPSK	3555.0	1.80	1 / 12	20.52	22.32	0.171	23.00	-0.68
		3625.0	1.80	1 / 1	20.60	22.40	0.174	23.00	-0.60
		3695.0	1.80	1 / 1	20.70	<b>22.50</b>	0.178	23.00	-0.50
	16-QAM	3555.0	1.80	1 / 22	19.72	21.52	0.142	23.00	-1.48
	64-QAM	3625.0	1.80	1 / 1	18.67	20.47	0.111	23.00	-2.53
	256-QAM	3695.0	1.80	1 / 1	15.83	17.63	0.058	23.00	-5.37
15 MHz	π/2 BPSK	3557.5	1.80	1 / 36	20.70	<b>22.50</b>	0.178	23.00	-0.50
		3625.0	1.80	1 / 36	20.42	22.22	0.167	23.00	-0.78
		3692.5	1.80	1 / 1	20.38	22.18	0.165	23.00	-0.82
	QPSK	3557.5	1.80	1 / 36	20.49	22.29	0.169	23.00	-0.71
		3625.0	1.80	1 / 1	20.70	<b>22.50</b>	0.178	23.00	-0.50
		3692.5	1.80	1 / 19	20.55	22.35	0.172	23.00	-0.65
	16-QAM	3625.0	1.80	1 / 1	19.61	21.41	0.138	23.00	-1.59
	64-QAM	3625.0	1.80	1 / 19	18.70	20.50	0.112	23.00	-2.50
	256-QAM	3557.5	1.80	1 / 36	15.84	17.64	0.058	23.00	-5.36
20 MHz	π/2 BPSK	3560.0	1.80	1 / 49	20.62	22.42	0.175	23.00	-0.58
		3625.0	1.80	1 / 49	20.70	<b>22.50</b>	0.178	23.00	-0.50
		3690.0	1.80	1 / 25	20.46	22.26	0.168	23.00	-0.74
	QPSK	3560.0	1.80	1 / 1	20.60	22.40	0.174	23.00	-0.60
		3625.0	1.80	1 / 49	20.69	22.49	0.177	23.00	-0.51
		3690.0	1.80	1 / 1	20.66	22.46	0.176	23.00	-0.54
	16-QAM	3690.0	1.80	1 / 25	19.72	21.52	0.142	23.00	-1.48
	64-QAM	3560.0	1.80	1 / 25	18.70	20.50	0.112	23.00	-2.50
	256-QAM	3625.0	1.80	1 / 49	15.72	17.52	0.056	23.00	-5.48
30 MHz	π/2 BPSK	3565.0	1.80	1 / 1	20.70	<b>22.50</b>	0.178	23.00	-0.50
		3625.0	1.80	1 / 39	20.67	22.47	0.177	23.00	-0.53
		3685.0	1.80	1 / 39	20.62	22.42	0.175	23.00	-0.58
	QPSK	3565.0	1.80	1 / 39	20.60	22.40	0.174	23.00	-0.60
		3625.0	1.80	1 / 76	20.66	22.46	0.176	23.00	-0.54
		3685.0	1.80	1 / 76	20.65	22.45	0.176	23.00	-0.55
	16-QAM	3685.0	1.80	1 / 76	19.62	21.42	0.139	23.00	-1.58
	64-QAM	3625.0	1.80	1 / 76	18.70	20.50	0.112	23.00	-2.50
	256-QAM	3625.0	1.80	1 / 39	15.75	17.55	0.057	23.00	-5.45
40 MHz	π/2 BPSK	3570.0	1.80	1 / 104	20.52	22.32	0.171	23.00	-0.68
		3625.0	1.80	1 / 53	20.68	22.48	0.177	23.00	-0.52
		3680.0	1.80	1 / 53	20.59	22.39	0.173	23.00	-0.61
	QPSK	3570.0	1.80	1 / 104	20.70	<b>22.50</b>	0.178	23.00	-0.50
		3625.0	1.80	1 / 104	20.70	<b>22.50</b>	0.178	23.00	-0.50
		3680.0	1.80	1 / 104	20.65	22.45	0.176	23.00	-0.55
	16-QAM	3570.0	1.80	1 / 1	19.70	21.50	0.141	23.00	-1.50
	64-QAM	3570.0	1.80	1 / 53	18.64	20.44	0.111	23.00	-2.56
	256-QAM	3625.0	1.80	1 / 53	15.78	17.58	0.057	23.00	-5.42

Table 7-3. Antenna 3 EIRP Data (NR Band n48)

FCC ID: BCGA2837	 PART 96 MEASUREMENT REPORT	Approved by: Technical Manager
Test Report S/N: 1C2311270068-13.BCG	Test Dates: 10/01/2023-03/29/2024	EUT Type: Tablet Device
		Page 199 of 233

Power State	Band	Bandwidth (PCC + SCC)	PCC				SCC				ULCA Conducted Power [dBm]	Ant. Gain [dBi]	EIRP [dBm/10MHz]	EIRP [Watts/10MHz]	EIRP Limit [dBm/10MHz]	Margin [dB]					
			Modulation	UL Channel	UL Frequency [MHz]	UL # RB	UL RB Offset	Modulation	UL Channel	UL Frequency [MHz]							UL # RB	UL RB Offset			
Max	LTE B48	20MHz + 5MHz	QPSK	55340	3560.0	1	99	QPSK	55457	3571.7	1	0	20.63	1.80	22.43	0.175	23.00	-0.57			
				55990	3625.0	1	99		56107	3636.7	1	0	20.54	1.80	22.34	0.171	23.00	-0.66			
			16-QAM	56640	3690.0	1	0	16-QAM	56823	3678.3	1	24	20.40	1.80	22.20	0.166	23.00	-0.80			
				55340	3560	100	0		55457	3571.7	25	0	20.41	1.80	22.21	0.166	23.00	-0.79			
			64-QAM	55340	3560	100	0	64-QAM	55457	3571.7	25	0	19.70	1.80	21.50	0.141	23.00	-1.50			
				55340	3560	100	0		55457	3571.7	25	0	18.34	1.80	20.14	0.103	23.00	-2.86			
			256-QAM	55340	3560	100	0	256-QAM	55457	3571.7	25	0	15.46	1.80	17.26	0.053	23.00	-5.74			
				55340	3560.0	1	99		55464	3574.4	1	0	20.61	1.80	22.41	0.174	23.00	-0.59			
			Max	LTE B48	20MHz + 10MHz	QPSK	55990	3625.0	1	99	QPSK	56134	3639.4	1	0	20.35	1.80	22.15	0.164	23.00	-0.85
							56640	3690.0	1	0		56496	3675.6	1	49	20.54	1.80	22.34	0.171	23.00	-0.66
16-QAM	55340	3560				100	0	16-QAM	55484	3574.4	50	0	20.62	1.80	22.42	0.175	23.00	-0.58			
	55340	3560				100	0		55484	3574.4	50	0	19.25	1.80	21.05	0.127	23.00	-1.95			
64-QAM	55340	3560				100	0	64-QAM	55484	3574.4	50	0	18.27	1.80	20.07	0.102	23.00	-2.93			
	55340	3560				100	0		55484	3574.4	50	0	15.42	1.80	17.22	0.053	23.00	-5.78			
256-QAM	55340	3560				100	0	256-QAM	55484	3574.4	50	0	20.70	1.80	22.50	0.178	23.00	-0.50			
	55340	3560.0				1	99		55511	3577.1	1	0	20.63	1.80	22.43	0.175	23.00	-0.57			
Max	LTE B48	20MHz + 15MHz				QPSK	55990	3625.0	1	99	QPSK	56161	3642.1	1	0	20.63	1.80	22.43	0.175	23.00	-0.57
							56640	3690.0	1	0		56469	3672.9	1	74	20.37	1.80	22.17	0.165	23.00	-0.83
			16-QAM	55340	3560	100	0	16-QAM	55511	3577.1	75	0	20.34	1.80	22.14	0.164	23.00	-0.86			
				55340	3560	100	0		55511	3577.1	75	0	19.56	1.80	21.36	0.137	23.00	-1.64			
			64-QAM	55340	3560	100	0	64-QAM	55511	3577.1	75	0	18.58	1.80	20.38	0.109	23.00	-2.62			
				55340	3560	100	0		55511	3577.1	75	0	15.40	1.80	17.20	0.052	23.00	-5.80			
			256-QAM	55340	3560.0	1	99	256-QAM	55538	3579.8	1	0	20.45	1.80	22.25	0.168	23.00	-0.75			
				55990	3625.0	1	99		56188	3644.8	1	0	20.55	1.80	22.35	0.172	23.00	-0.65			
			Max	LTE B48	20MHz + 20MHz	QPSK	56640	3690.0	1	0	QPSK	56442	3670.2	1	99	20.51	1.80	22.31	0.170	23.00	-0.69
							55990	3625	100	0		56188	3644.8	100	0	20.37	1.80	22.17	0.165	23.00	-0.83
16-QAM	55990	3625				100	0	16-QAM	56188	3644.8	100	0	19.71	1.80	21.51	0.142	23.00	-1.49			
	55990	3625				100	0		56188	3644.8	100	0	18.41	1.80	20.21	0.105	23.00	-2.79			
64-QAM	55990	3625				100	0	64-QAM	56188	3644.8	100	0	15.54	1.80	17.34	0.054	23.00	-5.66			
	55990	3625				100	0		56188	3644.8	100	0	15.54	1.80	17.34	0.054	23.00	-5.66			

**Table 7-4. Antenna 3 EIRP Data (ULCA LTE Band 48)**


FCC ID: BCGA2837	 PART 96 MEASUREMENT REPORT	Approved by: Technical Manager
Test Report S/N: 1C2311270068-13.BCG	Test Dates: 10/01/2023-03/29/2024	EUT Type: Tablet Device
		Page 200 of 233



## Antenna 1 – EIRP


Bandwidth	Mod.	Frequency [MHz]	Ant. Gain [dBi]	RB Size/Offset	Conducted Power [dBm]	EIRP [dBm/10MHz]	EIRP [Watts/10MHz]	EIRP Limit [dBm/10MHz]	Margin [dB]
5 MHz	QPSK	3552.5	1.10	1 / 0	21.16	22.26	0.168	23.00	-0.74
		3625.0	1.10	1 / 12	21.27	22.37	0.173	23.00	-0.63
		3697.5	1.10	1 / 0	21.40	<b>22.50</b>	<b>0.178</b>	23.00	-0.50
	16-QAM	3625.0	1.10	1 / 0	20.29	21.39	0.138	23.00	-1.61
	64-QAM	3625.0	1.10	1 / 12	19.24	20.34	0.108	23.00	-2.66
	256-QAM	3697.5	1.10	1 / 12	16.50	17.60	<b>0.058</b>	23.00	-5.40
10 MHz	QPSK	3555.0	1.10	1 / 0	21.33	<b>22.43</b>	<b>0.175</b>	23.00	-0.57
		3625.0	1.10	1 / 0	21.23	22.33	0.171	23.00	-0.67
		3695.0	1.10	1 / 49	21.10	22.20	0.166	23.00	-0.80
	16-QAM	3695.0	1.10	1 / 49	20.38	21.48	0.141	23.00	-1.52
	64-QAM	3555.0	1.10	1 / 25	19.37	20.47	0.111	23.00	-2.53
	256-QAM	3555.0	1.10	1 / 25	16.50	17.60	<b>0.058</b>	23.00	-5.40
15 MHz	QPSK	3557.5	1.10	1 / 74	21.40	<b>22.50</b>	<b>0.178</b>	23.00	-0.50
		3625.0	1.10	1 / 74	21.18	22.28	0.169	23.00	-0.72
		3692.5	1.10	1 / 37	21.25	22.35	0.172	23.00	-0.65
	16-QAM	3692.5	1.10	1 / 0	20.24	21.34	0.136	23.00	-1.66
	64-QAM	3692.5	1.10	1 / 37	19.34	20.44	0.111	23.00	-2.56
	256-QAM	3625.0	1.10	1 / 0	16.43	17.53	<b>0.057</b>	23.00	-5.47
20 MHz	QPSK	3560.0	1.10	1 / 0	21.14	22.24	0.167	23.00	-0.76
		3625.0	1.10	1 / 99	21.06	22.16	0.164	23.00	-0.84
		3690.0	1.10	1 / 50	21.29	<b>22.39</b>	<b>0.173</b>	23.00	-0.61
	16-QAM	3690.0	1.10	1 / 99	20.40	21.50	0.141	23.00	-1.50
	64-QAM	3690.0	1.10	1 / 50	19.38	20.48	0.112	23.00	-2.52
	256-QAM	3625.0	1.10	1 / 0	16.50	17.60	<b>0.058</b>	23.00	-5.40

Table 7-5. Antenna 1 EIRP Data (LTE Band 48)

FCC ID: BCGA2837	 PART 96 MEASUREMENT REPORT	Approved by: Technical Manager
Test Report S/N: 1C2311270068-13.BCG	Test Dates: 10/01/2023-03/29/2024	EUT Type: Tablet Device
		Page 201 of 233

Bandwidth	Mod.	Frequency [MHz]	Ant. Gain [dBi]	RB Size/Offset	Conducted Power [dBm]	EIRP [dBm/10MHz]	EIRP [Watts/10MHz]	EIRP Limit [dBm/10MHz]	Margin [dB]
10 MHz	π/2 BPSK	3555.0	1.10	1 / 1	21.40	<b>22.50</b>	0.178	23.00	-0.50
		3625.0	1.10	1 / 1	21.24	22.34	0.171	23.00	-0.66
		3695.0	1.10	1 / 22	21.08	22.18	0.165	23.00	-0.82
	QPSK	3555.0	1.10	1 / 1	21.21	22.31	0.170	23.00	-0.69
		3625.0	1.10	1 / 1	21.38	22.48	0.177	23.00	-0.52
		3695.0	1.10	1 / 1	21.20	22.30	0.170	23.00	-0.70
	16-QAM	3555.0	1.10	1 / 1	20.34	21.44	0.139	23.00	-1.56
64-QAM	3555.0	1.10	1 / 22	19.46	20.56	0.114	23.00	-2.44	
256-QAM	3555.0	1.10	1 / 12	16.54	17.64	0.058	23.00	-5.36	
15 MHz	π/2 BPSK	3557.5	1.10	1 / 19	21.24	22.34	0.171	23.00	-0.66
		3625.0	1.10	1 / 19	21.34	22.44	0.175	23.00	-0.56
		3692.5	1.10	1 / 36	21.09	22.19	0.166	23.00	-0.81
	QPSK	3557.5	1.10	1 / 1	21.23	22.33	0.171	23.00	-0.67
		3625.0	1.10	1 / 36	21.20	22.30	0.170	23.00	-0.70
		3692.5	1.10	1 / 19	21.40	<b>22.50</b>	0.178	23.00	-0.50
	16-QAM	3692.5	1.10	1 / 36	20.40	21.50	0.141	23.00	-1.50
64-QAM	3625.0	1.10	1 / 36	19.40	20.50	0.112	23.00	-2.50	
256-QAM	3557.5	1.10	1 / 36	16.47	17.57	0.057	23.00	-5.43	
20 MHz	π/2 BPSK	3560.0	1.10	1 / 25	21.38	22.48	0.177	23.00	-0.52
		3625.0	1.10	1 / 1	21.28	22.38	0.173	23.00	-0.62
		3690.0	1.10	1 / 1	21.32	22.42	0.175	23.00	-0.58
	QPSK	3560.0	1.10	1 / 25	21.05	22.15	0.164	23.00	-0.85
		3625.0	1.10	1 / 49	21.40	<b>22.50</b>	0.178	23.00	-0.50
		3690.0	1.10	1 / 25	21.38	22.48	0.177	23.00	-0.52
	16-QAM	3560.0	1.10	1 / 1	20.40	21.50	0.141	23.00	-1.50
64-QAM	3690.0	1.10	1 / 1	19.32	20.42	0.110	23.00	-2.58	
256-QAM	3560.0	1.10	1 / 49	16.50	17.60	0.058	23.00	-5.40	
30 MHz	π/2 BPSK	3565.0	1.10	1 / 76	21.27	22.37	0.173	23.00	-0.63
		3625.0	1.10	1 / 1	21.31	22.41	0.174	23.00	-0.59
		3685.0	1.10	1 / 1	21.30	22.40	0.174	23.00	-0.60
	QPSK	3565.0	1.10	1 / 76	21.40	<b>22.50</b>	0.178	23.00	-0.50
		3625.0	1.10	1 / 76	21.29	22.39	0.173	23.00	-0.61
		3685.0	1.10	1 / 39	21.29	22.39	0.173	23.00	-0.61
	16-QAM	3625.0	1.10	1 / 39	20.38	21.48	0.141	23.00	-1.52
64-QAM	3565.0	1.10	1 / 39	19.39	20.49	0.112	23.00	-2.51	
256-QAM	3565.0	1.10	1 / 39	16.50	17.60	0.058	23.00	-5.40	
40 MHz	π/2 BPSK	3570.0	1.10	1 / 1	21.39	22.49	0.177	23.00	-0.51
		3625.0	1.10	1 / 1	21.20	22.30	0.170	23.00	-0.70
		3680.0	1.10	1 / 53	21.40	<b>22.50</b>	0.178	23.00	-0.50
	QPSK	3570.0	1.10	1 / 1	21.22	22.32	0.171	23.00	-0.68
		3625.0	1.10	1 / 1	21.19	22.29	0.169	23.00	-0.71
		3680.0	1.10	1 / 1	21.30	22.40	0.174	23.00	-0.60
	16-QAM	3570.0	1.10	1 / 53	20.43	21.53	0.142	23.00	-1.47
64-QAM	3680.0	1.10	1 / 104	19.43	20.53	0.113	23.00	-2.47	
256-QAM	3680.0	1.10	1 / 1	16.49	17.59	0.057	23.00	-5.41	

Table 7-6. Antenna 1 EIRP Data (NR Band n48)

FCC ID: BCGA2837	 PART 96 MEASUREMENT REPORT	Approved by: Technical Manager
Test Report S/N: 1C2311270068-13.BCG	Test Dates: 10/01/2023-03/29/2024	EUT Type: Tablet Device
		Page 202 of 233

Power State	Band	Bandwidth (PCC + SCC)	PCC				SCC				ULCA Conducted Power [dBm]	Ant. Gain [dBi]	EIRP [dBm/10MHz]	EIRP [Watts/10MHz]	EIRP Limit [dBm/10MHz]	Margin [dB]		
			Modulation	UL Channel	UL Frequency [MHz]	UL # RB	UL RB Offset	Modulation	UL Channel	UL Frequency [MHz]							UL # RB	UL RB Offset
Max	LTE B48	20MHz + 5MHz	QPSK	55340	3560.0	1	99	QPSK	55457	3571.7	1	0	21.37	1.10	22.47	0.177	23.00	-0.53
				55990	3625.0	1	99		55107	3636.7	1	0						
			QPSK	56640	3690.0	1	0	QPSK	56523	3676.3	1	24	21.16	1.10	22.26	0.168	23.00	-0.74
				55340	3560	100	0		55457	3571.7	25	0						
			16-QAM	55340	3560	100	0	16-QAM	55457	3571.7	25	0	20.38	1.10	21.48	0.141	23.00	-1.52
				55340	3560	100	0		64-QAM	55457	3571.7	25						
256-QAM	55340	3560	100	0	256-QAM	55457	3571.7	25	0	16.13	1.10	17.23	0.053	23.00	-5.77			
Max	LTE B48	20MHz + 10MHz	QPSK	55340	3560.0	1	99	QPSK	55484	3574.4	1	0	21.00	1.10	22.10	0.162	23.00	-0.90
				55990	3625.0	1	99		56134	3639.4	1	0						
			QPSK	56640	3690.0	1	0	QPSK	56496	3675.6	1	49	20.99	1.10	22.09	0.162	23.00	-0.91
				55990	3625	100	0		56134	3639.4	50	0						
			16-QAM	55990	3625	100	0	16-QAM	56134	3639.4	50	0	19.96	1.10	21.06	0.128	23.00	-1.94
				55990	3625	100	0		64-QAM	56134	3639.4	50						
256-QAM	55990	3625	100	0	256-QAM	56134	3639.4	50	0	16.46	1.10	17.56	0.057	23.00	-5.44			
Max	LTE B48	20MHz + 15MHz	QPSK	55340	3560.0	1	99	QPSK	55511	3577.1	1	0	21.35	1.10	22.45	0.176	23.00	-0.55
				55990	3625.0	1	99		56161	3642.1	1	0						
			QPSK	56640	3690.0	1	0	QPSK	56469	3672.9	1	74	20.96	1.10	22.06	0.161	23.00	-0.94
				55340	3560	100	0		55511	3577.1	75	0						
			16-QAM	55340	3560	100	0	16-QAM	55511	3577.1	75	0	20.32	1.10	21.42	0.139	23.00	-1.58
				55340	3560	100	0		64-QAM	55511	3577.1	75						
256-QAM	55340	3560	100	0	256-QAM	55511	3577.1	75	0	16.01	1.10	17.11	0.051	23.00	-5.89			
Max	LTE B48	20MHz + 20MHz	QPSK	55340	3560.0	1	99	QPSK	55538	3579.8	1	0	21.13	1.10	22.23	0.167	23.00	-0.77
				55990	3625.0	1	99		56188	3644.8	1	0						
			QPSK	56640	3690.0	1	0	QPSK	56442	3670.2	1	99	21.33	1.10	22.43	0.175	23.00	-0.57
				56640	3690	100	0		56442	3670.2	100	0						
			16-QAM	56640	3690	100	0	16-QAM	56442	3670.2	100	0	19.96	1.10	21.06	0.128	23.00	-1.94
				56640	3690	100	0		64-QAM	56442	3670.2	100						
256-QAM	56640	3690	100	0	256-QAM	56442	3670.2	100	0	16.36	1.10	17.46	0.056	23.00	-5.54			


Table 7-7. Antenna 1 EIRP Data (ULCA LTE Band 48)

FCC ID: BCGA2837	 PART 96 MEASUREMENT REPORT	Approved by: Technical Manager
Test Report S/N: 1C2311270068-13.BCG	Test Dates: 10/01/2023-03/29/2024	EUT Type: Tablet Device
		Page 203 of 233

## Antenna 4b – EIRP

Bandwidth	Mod.	Frequency [MHz]	Ant. Gain [dBi]	RB Size/Offset	Conducted Power [dBm]	EIRP [dBm/10MHz]	EIRP [Watts/10MHz]	EIRP Limit [dBm/10MHz]	Margin [dB]
5 MHz	QPSK	3552.5	-0.40	1 / 0	22.59	22.19	0.166	23.00	-0.81
		3625.0	-0.40	1 / 24	22.87	<b>22.47</b>	<b>0.177</b>	23.00	-0.53
		3697.5	-0.40	1 / 0	22.85	22.45	0.176	23.00	-0.55
	16-QAM	3697.5	-0.40	1 / 12	21.85	21.45	0.140	23.00	-1.55
	64-QAM	3552.5	-0.40	1 / 0	20.88	20.48	0.112	23.00	-2.52
256-QAM	3552.5	-0.40	1 / 0	17.97	17.57	<b>0.057</b>	23.00	-5.43	
10 MHz	QPSK	3555.0	-0.40	1 / 0	22.88	22.48	0.177	23.00	-0.52
		3625.0	-0.40	1 / 49	22.90	<b>22.50</b>	<b>0.178</b>	23.00	-0.50
		3695.0	-0.40	1 / 0	22.87	22.47	0.177	23.00	-0.53
	16-QAM	3695.0	-0.40	1 / 0	21.94	21.54	0.143	23.00	-1.46
	64-QAM	3555.0	-0.40	1 / 0	20.91	20.51	0.112	23.00	-2.49
	256-QAM	3555.0	-0.40	1 / 0	18.03	17.63	<b>0.058</b>	23.00	-5.37
15 MHz	QPSK	3557.5	-0.40	1 / 74	22.90	<b>22.50</b>	<b>0.178</b>	23.00	-0.50
		3625.0	-0.40	1 / 37	22.84	22.44	0.175	23.00	-0.56
		3692.5	-0.40	1 / 74	22.90	<b>22.50</b>	<b>0.178</b>	23.00	-0.50
	16-QAM	3692.5	-0.40	1 / 0	21.95	21.55	0.143	23.00	-1.45
	64-QAM	3557.5	-0.40	1 / 0	20.89	20.49	0.112	23.00	-2.51
	256-QAM	3692.5	-0.40	1 / 74	17.99	17.59	<b>0.057</b>	23.00	-5.41
20 MHz	QPSK	3560.0	-0.40	1 / 99	22.90	<b>22.50</b>	<b>0.178</b>	23.00	-0.50
		3625.0	-0.40	1 / 50	22.80	22.40	0.174	23.00	-0.60
		3690.0	-0.40	1 / 0	22.89	22.49	0.177	23.00	-0.51
	16-QAM	3690.0	-0.40	1 / 0	21.88	21.48	0.141	23.00	-1.52
	64-QAM	3690.0	-0.40	1 / 99	20.77	20.37	0.109	23.00	-2.63
	256-QAM	3560.0	-0.40	1 / 0	18.00	17.60	<b>0.058</b>	23.00	-5.40


Table 7-8. Antenna 4b EIRP Data (LTE Band 48)

FCC ID: BCGA2837	 PART 96 MEASUREMENT REPORT	Approved by: Technical Manager
Test Report S/N: 1C2311270068-13.BCG	Test Dates: 10/01/2023-03/29/2024	EUT Type: Tablet Device
		Page 204 of 233

V2.2 09/07/2023


Bandwidth	Mod.	Frequency [MHz]	Ant. Gain [dBi]	RB Size/Offset	Conducted Power [dBm]	EIRP [dBm/10MHz]	EIRP [Watts/10MHz]	EIRP Limit [dBm/10MHz]	Margin [dB]
10 MHz	π/2 BPSK	3555.0	-0.40	1 / 1	22.68	22.28	0.169	23.00	-0.72
		3625.0	-0.40	1 / 1	22.84	22.44	0.175	23.00	-0.56
		3695.0	-0.40	1 / 12	22.61	22.21	0.166	23.00	-0.79
	QPSK	3555.0	-0.40	1 / 22	22.83	22.43	0.175	23.00	-0.57
		3625.0	-0.40	1 / 12	22.90	<b>22.50</b>	0.178	23.00	-0.50
		3695.0	-0.40	1 / 12	22.86	22.46	0.176	23.00	-0.54
	16-QAM	3695.0	-0.40	1 / 1	21.74	21.34	0.136	23.00	-1.66
64-QAM	3695.0	-0.40	1 / 22	20.88	20.48	0.112	23.00	-2.52	
256-QAM	3625.0	-0.40	1 / 1	17.94	17.54	0.057	23.00	-5.46	
15 MHz	π/2 BPSK	3557.5	-0.40	1 / 36	22.76	22.36	0.172	23.00	-0.64
		3625.0	-0.40	1 / 36	22.81	22.41	0.174	23.00	-0.59
		3692.5	-0.40	1 / 19	22.76	22.36	0.172	23.00	-0.64
	QPSK	3557.5	-0.40	1 / 1	22.90	<b>22.50</b>	0.178	23.00	-0.50
		3625.0	-0.40	1 / 19	22.85	22.45	0.176	23.00	-0.55
		3692.5	-0.40	1 / 36	22.79	22.39	0.173	23.00	-0.61
	16-QAM	3625.0	-0.40	1 / 36	21.87	21.47	0.140	23.00	-1.53
64-QAM	3692.5	-0.40	1 / 19	20.82	20.42	0.110	23.00	-2.58	
256-QAM	3692.5	-0.40	1 / 1	18.01	17.61	0.058	23.00	-5.39	
20 MHz	π/2 BPSK	3560.0	-0.40	1 / 25	22.67	22.27	0.169	23.00	-0.73
		3625.0	-0.40	1 / 49	22.83	22.43	0.175	23.00	-0.57
		3690.0	-0.40	1 / 49	22.82	22.42	0.175	23.00	-0.58
	QPSK	3560.0	-0.40	1 / 25	22.87	22.47	0.177	23.00	-0.53
		3625.0	-0.40	1 / 49	22.90	<b>22.50</b>	0.178	23.00	-0.50
		3690.0	-0.40	1 / 1	22.83	22.43	0.175	23.00	-0.57
	16-QAM	3625.0	-0.40	1 / 25	21.85	21.45	0.140	23.00	-1.55
64-QAM	3560.0	-0.40	1 / 25	20.75	20.35	0.108	23.00	-2.65	
256-QAM	3560.0	-0.40	1 / 49	17.86	17.46	0.056	23.00	-5.54	
30 MHz	π/2 BPSK	3565.0	-0.40	1 / 1	22.75	22.35	0.172	23.00	-0.65
		3625.0	-0.40	1 / 1	22.71	22.31	0.170	23.00	-0.69
		3685.0	-0.40	1 / 1	22.86	22.46	0.176	23.00	-0.54
	QPSK	3565.0	-0.40	1 / 39	22.90	<b>22.50</b>	0.178	23.00	-0.50
		3625.0	-0.40	1 / 76	22.76	22.36	0.172	23.00	-0.64
		3685.0	-0.40	1 / 1	22.85	22.45	0.176	23.00	-0.55
	16-QAM	3565.0	-0.40	1 / 1	21.83	21.43	0.139	23.00	-1.57
64-QAM	3625.0	-0.40	1 / 39	20.85	20.45	0.111	23.00	-2.55	
256-QAM	3625.0	-0.40	1 / 76	17.97	17.57	0.057	23.00	-5.43	
40 MHz	π/2 BPSK	3570.0	-0.40	1 / 53	22.83	22.43	0.175	23.00	-0.57
		3625.0	-0.40	1 / 53	22.77	22.37	0.173	23.00	-0.63
		3680.0	-0.40	1 / 1	22.88	22.48	0.177	23.00	-0.52
	QPSK	3570.0	-0.40	1 / 104	22.90	<b>22.50</b>	0.178	23.00	-0.50
		3625.0	-0.40	1 / 53	22.69	22.29	0.169	23.00	-0.71
		3680.0	-0.40	1 / 53	22.76	22.36	0.172	23.00	-0.64
	16-QAM	3625.0	-0.40	1 / 104	21.92	21.52	0.142	23.00	-1.48
64-QAM	3625.0	-0.40	1 / 104	20.91	20.51	0.112	23.00	-2.49	
256-QAM	3570.0	-0.40	1 / 104	18.02	17.62	0.058	23.00	-5.38	

Table 7-9. Antenna 4b EIRP Data (NR Band n48)

FCC ID: BCGA2837	 PART 96 MEASUREMENT REPORT	Approved by: Technical Manager
Test Report S/N: 1C2311270068-13.BCG	Test Dates: 10/01/2023-03/29/2024	EUT Type: Tablet Device
		Page 205 of 233

Power State	Band	Bandwidth (PCC + SCC)	PCC				SCC				ULCA Conducted Power [dBm]	Ant. Gain [dBi]	EIRP [dBm/10MHz]	EIRP [Watts/10MHz]	EIRP Limit [dBm/10MHz]	Margin [dB]		
			Modulation	UL Channel	UL Frequency [MHz]	UL # RB	UL RB Offset	Modulation	UL Channel	UL Frequency [MHz]							UL # RB	UL RB Offset
Max	LTE B48	20MHz + 5MHz	QPSK	55340	3560.0	1	99	QPSK	55457	3571.7	1	0	22.88	-0.40	22.48	0.177	23.00	-0.52
				55990	3625.0	1	99		56107	3636.7	1	0	22.65	-0.40	22.25	0.168	23.00	-0.75
				56640	3690.0	1	0		56823	3678.3	1	24	22.67	-0.40	22.27	0.169	23.00	-0.73
			16-QAM	55340	3560	100	0	QPSK	55457	3571.7	25	0	22.43	-0.40	22.03	0.160	23.00	-0.97
				55340	3560	100	0	16-QAM	55457	3571.7	25	0	21.82	-0.40	21.42	0.139	23.00	-1.58
				55340	3560	100	0	64-QAM	55457	3571.7	25	0	20.90	-0.40	20.50	0.112	23.00	-2.50
256-QAM	55340	3560	100	0	256-QAM	55457	3571.7	25	0	17.88	-0.40	17.48	0.056	23.00	-5.52			
Max	LTE B48	20MHz + 10MHz	QPSK	55340	3560.0	1	99	QPSK	55484	3574.4	1	0	22.76	-0.40	22.36	0.172	23.00	-0.64
				55990	3625.0	1	99		56134	3639.4	1	0	22.68	-0.40	22.28	0.169	23.00	-0.72
				56640	3690.0	1	0		56496	3675.6	1	49	22.68	-0.40	22.28	0.169	23.00	-0.72
			16-QAM	55340	3560	100	0	QPSK	55484	3574.4	50	0	22.48	-0.40	22.08	0.161	23.00	-0.92
				55340	3560	100	0	16-QAM	55484	3574.4	50	0	21.91	-0.40	21.51	0.142	23.00	-1.49
				55340	3560	100	0	64-QAM	55484	3574.4	50	0	20.83	-0.40	20.43	0.110	23.00	-2.57
256-QAM	55340	3560	100	0	256-QAM	55484	3574.4	50	0	17.95	-0.40	17.55	0.057	23.00	-5.45			
Max	LTE B48	20MHz + 15MHz	QPSK	55340	3560.0	1	99	QPSK	55511	3577.1	1	0	22.59	-0.40	22.19	0.166	23.00	-0.81
				55990	3625.0	1	99		56161	3642.1	1	0	22.84	-0.40	22.44	0.175	23.00	-0.56
				56640	3690.0	1	0		56469	3672.9	1	74	22.73	-0.40	22.33	0.171	23.00	-0.67
			16-QAM	55990	3625	100	0	QPSK	56161	3642.1	75	0	22.61	-0.40	22.21	0.166	23.00	-0.79
				55990	3625	100	0	16-QAM	56161	3642.1	75	0	21.65	-0.40	21.25	0.133	23.00	-1.75
				55990	3625	100	0	64-QAM	56161	3642.1	75	0	20.93	-0.40	20.53	0.113	23.00	-2.47
256-QAM	55990	3625	100	0	256-QAM	56161	3642.1	75	0	17.98	-0.40	17.58	0.057	23.00	-5.42			
Max	LTE B48	20MHz + 20MHz	QPSK	55340	3560.0	1	99	QPSK	55538	3579.8	1	0	22.90	-0.40	22.50	0.178	23.00	-0.50
				55990	3625.0	1	99		56188	3644.8	1	0	22.47	-0.40	22.07	0.161	23.00	-0.93
				56640	3690.0	1	0		56442	3670.2	1	99	22.78	-0.40	22.38	0.173	23.00	-0.62
			16-QAM	55340	3560	100	0	QPSK	55538	3579.8	100	0	22.56	-0.40	22.16	0.165	23.00	-0.82
				55340	3560	100	0	16-QAM	55538	3579.8	100	0	21.83	-0.40	21.43	0.139	23.00	-1.57
				55340	3560	100	0	64-QAM	55538	3579.8	100	0	20.53	-0.40	20.13	0.103	23.00	-2.87
256-QAM	55340	3560	100	0	256-QAM	55538	3579.8	100	0	17.75	-0.40	17.35	0.054	23.00	-5.65			


**Table 7-10. Antenna 4b EIRP Data (ULCA LTE Band 48)**

FCC ID: BCGA2837	 PART 96 MEASUREMENT REPORT	Approved by: Technical Manager
Test Report S/N: 1C2311270068-13.BCG	Test Dates: 10/01/2023-03/29/2024	EUT Type: Tablet Device
		Page 206 of 233

## Antenna 2b – EIRP


Bandwidth	Mod.	Frequency [MHz]	Ant. Gain [dBi]	RB Size/Offset	Conducted Power [dBm]	EIRP [dBm/10MHz]	EIRP [Watts/10MHz]	EIRP Limit [dBm/10MHz]	Margin [dB]
5 MHz	QPSK	3552.5	-1.60	1 / 24	23.27	21.67	0.147	23.00	-1.33
		3625.0	-1.60	1 / 24	23.21	21.61	0.145	23.00	-1.39
		3697.5	-1.60	1 / 0	23.28	<b>21.68</b>	<b>0.147</b>	23.00	-1.32
	16-QAM	3625.0	-1.60	1 / 24	22.52	20.92	0.124	23.00	-2.08
	64-QAM	3625.0	-1.60	1 / 12	21.52	19.92	0.098	23.00	-3.08
256-QAM	3697.5	-1.60	1 / 24	18.42	16.82	<b>0.048</b>	23.00	-6.18	
10 MHz	QPSK	3555.0	-1.60	1 / 25	23.50	<b>21.90</b>	<b>0.155</b>	23.00	-1.10
		3625.0	-1.60	1 / 49	23.42	21.82	0.152	23.00	-1.18
		3695.0	-1.60	1 / 49	23.34	21.74	0.149	23.00	-1.26
	16-QAM	3695.0	-1.60	1 / 25	22.45	20.85	0.122	23.00	-2.15
	64-QAM	3625.0	-1.60	1 / 0	21.50	19.90	0.098	23.00	-3.10
256-QAM	3695.0	-1.60	1 / 25	18.60	17.00	<b>0.050</b>	23.00	-6.00	
15 MHz	QPSK	3557.5	-1.60	1 / 74	23.50	<b>21.90</b>	<b>0.155</b>	23.00	-1.10
		3625.0	-1.60	1 / 37	23.30	21.70	0.148	23.00	-1.30
		3692.5	-1.60	1 / 74	23.47	21.87	0.154	23.00	-1.13
	16-QAM	3625.0	-1.60	1 / 0	22.48	20.88	0.122	23.00	-2.12
	64-QAM	3557.5	-1.60	1 / 37	21.50	19.90	0.098	23.00	-3.10
256-QAM	3692.5	-1.60	1 / 0	18.59	16.99	<b>0.050</b>	23.00	-6.01	
20 MHz	QPSK	3560.0	-1.60	1 / 99	23.47	21.87	0.154	23.00	-1.13
		3625.0	-1.60	1 / 50	23.39	21.79	0.151	23.00	-1.21
		3690.0	-1.60	1 / 50	23.50	<b>21.90</b>	<b>0.155</b>	23.00	-1.10
	16-QAM	3625.0	-1.60	1 / 99	22.46	20.86	0.122	23.00	-2.14
	64-QAM	3690.0	-1.60	1 / 99	21.46	19.86	0.097	23.00	-3.14
256-QAM	3625.0	-1.60	1 / 0	18.47	16.87	<b>0.049</b>	23.00	-6.13	

Table 7-11. Antenna 2b EIRP Data (LTE Band 48)

FCC ID: BCGA2837	 PART 96 MEASUREMENT REPORT	Approved by: Technical Manager
Test Report S/N: 1C2311270068-13.BCG	Test Dates: 10/01/2023-03/29/2024	EUT Type: Tablet Device
		Page 207 of 233

Bandwidth	Mod.	Frequency [MHz]	Ant. Gain [dBi]	RB Size/Offset	Conducted Power [dBm]	EIRP [dBm/10MHz]	EIRP [Watts/10MHz]	EIRP Limit [dBm/10MHz]	Margin [dB]
10 MHz	π/2 BPSK	3555.0	-1.60	1 / 22	23.41	21.81	0.152	23.00	-1.19
		3625.0	-1.60	1 / 22	23.28	21.68	0.147	23.00	-1.32
		3695.0	-1.60	1 / 22	23.49	21.89	0.155	23.00	-1.11
	QPSK	3555.0	-1.60	1 / 1	23.50	<b>21.90</b>	0.155	23.00	-1.10
		3625.0	-1.60	1 / 22	23.29	21.69	0.148	23.00	-1.31
		3695.0	-1.60	1 / 12	23.41	21.81	0.152	23.00	-1.19
	16-QAM	3555.0	-1.60	1 / 22	22.34	20.74	0.119	23.00	-2.26
64-QAM	3625.0	-1.60	1 / 1	21.49	19.89	0.097	23.00	-3.11	
256-QAM	3555.0	-1.60	1 / 12	18.57	16.97	0.050	23.00	-6.03	
15 MHz	π/2 BPSK	3557.5	-1.60	1 / 19	23.46	21.86	0.153	23.00	-1.14
		3625.0	-1.60	1 / 36	23.36	21.76	0.150	23.00	-1.24
		3692.5	-1.60	1 / 36	23.29	21.69	0.148	23.00	-1.31
	QPSK	3557.5	-1.60	1 / 36	23.30	21.70	0.148	23.00	-1.30
		3625.0	-1.60	1 / 1	23.50	<b>21.90</b>	0.155	23.00	-1.10
		3692.5	-1.60	1 / 19	23.42	21.82	0.152	23.00	-1.18
	16-QAM	3557.5	-1.60	1 / 19	22.49	20.89	0.123	23.00	-2.11
64-QAM	3557.5	-1.60	1 / 19	21.49	19.89	0.097	23.00	-3.11	
256-QAM	3625.0	-1.60	1 / 19	18.60	17.00	0.050	23.00	-6.00	
20 MHz	π/2 BPSK	3560.0	-1.60	1 / 1	23.50	<b>21.90</b>	0.155	23.00	-1.10
		3625.0	-1.60	1 / 25	23.32	21.72	0.149	23.00	-1.28
		3690.0	-1.60	1 / 25	23.21	21.61	0.145	23.00	-1.39
	QPSK	3560.0	-1.60	1 / 49	23.43	21.83	0.152	23.00	-1.17
		3625.0	-1.60	1 / 25	23.41	21.81	0.152	23.00	-1.19
		3690.0	-1.60	1 / 1	23.40	21.80	0.151	23.00	-1.20
	16-QAM	3560.0	-1.60	1 / 25	22.51	20.91	0.123	23.00	-2.09
64-QAM	3690.0	-1.60	1 / 1	21.48	19.88	0.097	23.00	-3.12	
256-QAM	3560.0	-1.60	1 / 1	18.59	16.99	0.050	23.00	-6.01	
30 MHz	π/2 BPSK	3565.0	-1.60	1 / 1	23.50	<b>21.90</b>	0.155	23.00	-1.10
		3625.0	-1.60	1 / 39	23.25	21.65	0.146	23.00	-1.35
		3685.0	-1.60	1 / 76	23.40	21.80	0.151	23.00	-1.20
	QPSK	3565.0	-1.60	1 / 1	23.32	21.72	0.149	23.00	-1.28
		3625.0	-1.60	1 / 76	23.42	21.82	0.152	23.00	-1.18
		3685.0	-1.60	1 / 1	23.30	21.70	0.148	23.00	-1.30
	16-QAM	3685.0	-1.60	1 / 39	22.34	20.74	0.119	23.00	-2.26
64-QAM	3625.0	-1.60	1 / 76	21.29	19.69	0.093	23.00	-3.31	
256-QAM	3625.0	-1.60	1 / 1	18.60	17.00	0.050	23.00	-6.00	
40 MHz	π/2 BPSK	3570.0	-1.60	1 / 104	23.42	21.82	0.152	23.00	-1.18
		3625.0	-1.60	1 / 53	23.48	21.88	0.154	23.00	-1.12
		3680.0	-1.60	1 / 1	23.41	21.81	0.152	23.00	-1.19
	QPSK	3570.0	-1.60	1 / 1	23.28	21.68	0.147	23.00	-1.32
		3625.0	-1.60	1 / 104	23.50	<b>21.90</b>	0.155	23.00	-1.10
		3680.0	-1.60	1 / 53	23.36	21.76	0.150	23.00	-1.24
	16-QAM	3570.0	-1.60	1 / 1	22.47	20.87	0.122	23.00	-2.13
64-QAM	3625.0	-1.60	1 / 104	21.49	19.89	0.097	23.00	-3.11	
256-QAM	3680.0	-1.60	1 / 1	18.57	16.97	<b>0.050</b>	23.00	-6.03	


Table 7-12. Antenna 2b EIRP Data (NR Band n48)

FCC ID: BCGA2837	 PART 96 MEASUREMENT REPORT	Approved by: Technical Manager
Test Report S/N: 1C2311270068-13.BCG	Test Dates: 10/01/2023-03/29/2024	EUT Type: Tablet Device
		Page 208 of 233



Power State	Band	Bandwidth (PCC + SCC)	PCC				SCC				ULCA Conducted Power [dBm]	Ant. Gain [dBi]	EIRP [dBm/10MHz]	EIRP [Watts/10MHz]	EIRP Limit [dBm/10MHz]	Margin [dB]				
			Modulation	UL Channel	UL Frequency [MHz]	UL # RB	UL RB Offset	Modulation	UL Channel	UL Frequency [MHz]							UL # RB	UL RB Offset		
Max	LTE B48	20MHz + 5MHz	QPSK	55340	3560.0	1	99	QPSK	55457	3571.7	1	0	23.41	-1.60	21.81	0.152	23.00	-1.19		
				55990	3625.0	1	99		56107	3636.7	1	0	23.30	-1.60	21.70	0.148	23.00	-1.30		
				56640	3690.0	1	0		56223	3678.3	1	24	23.13	-1.60	21.53	0.142	23.00	-1.47		
				55340	3560	100	0		55457	3571.7	25	0	23.22	-1.60	21.62	0.145	23.00	-1.38		
			16-QAM	55340	3560	100	0	16-QAM	55457	3571.7	25	0	22.31	-1.60	20.71	0.118	23.00	-2.29		
				55340	3560	100	0	64-QAM	55457	3571.7	25	0	21.51	-1.60	19.91	0.098	23.00	-3.09		
				55340	3560	100	0	256-QAM	55457	3571.7	25	0	18.36	-1.60	16.76	0.047	23.00	-6.24		
				55340	3560.0	1	99	55484	3574.4	1	0	23.23	-1.60	21.83	0.146	23.00	-1.37			
Max	LTE B48	20MHz + 10MHz	QPSK	55990	3625.0	1	99	QPSK	56134	3639.4	1	0	23.21	-1.60	21.81	0.145	23.00	-1.39		
				56640	3690.0	1	0		56496	3675.6	1	49	23.04	-1.60	21.44	0.139	23.00	-1.56		
				55340	3560	100	0		QPSK	55484	3574.4	50	0	23.04	-1.60	21.44	0.139	23.00	-1.56	
				16-QAM	55340	3560	100		0	16-QAM	55484	3574.4	50	0	22.35	-1.60	20.75	0.119	23.00	-2.25
			64-QAM	55340	3560	100	0	64-QAM	55484	3574.4	50	0	21.16	-1.60	19.56	0.090	23.00	-3.44		
				55340	3560	100	0	256-QAM	55484	3574.4	50	0	18.28	-1.60	16.68	0.047	23.00	-6.32		
				55340	3560.0	1	99	55511	3577.1	1	0	23.17	-1.60	21.57	0.144	23.00	-1.43			
				55990	3625.0	1	99	56161	3642.1	1	0	23.43	-1.60	21.83	0.152	23.00	-1.17			
Max	LTE B48	20MHz + 15MHz	QPSK	56640	3690.0	1	0	QPSK	56469	3672.9	1	74	23.36	-1.60	21.78	0.151	23.00	-1.22		
				55990	3625	100	0		56161	3642.1	75	0	23.23	-1.60	21.63	0.146	23.00	-1.37		
				16-QAM	55990	3625	100		0	16-QAM	56161	3642.1	75	0	22.43	-1.60	20.83	0.121	23.00	-2.17
				64-QAM	55990	3625	100		0	64-QAM	56161	3642.1	75	0	21.22	-1.60	19.62	0.092	23.00	-3.38
			256-QAM	55990	3625	100	0	256-QAM	56161	3642.1	75	0	18.32	-1.60	16.72	0.047	23.00	-6.28		
				55340	3560.0	1	99	55538	3579.8	1	0	23.44	-1.60	21.84	0.153	23.00	-1.16			
				55990	3625.0	1	99	56188	3644.8	1	0	23.37	-1.60	21.77	0.150	23.00	-1.23			
				56640	3690.0	1	0	56442	3670.2	1	99	23.06	-1.60	21.46	0.140	23.00	-1.54			
Max	LTE B48	20MHz + 20MHz	QPSK	55340	3560	100	0	QPSK	55538	3579.8	100	0	23.29	-1.60	21.69	0.148	23.00	-1.31		
				16-QAM	55340	3560	100		0	16-QAM	55538	3579.8	100	0	22.48	-1.60	20.88	0.122	23.00	-2.12
				64-QAM	55340	3560	100		0	64-QAM	55538	3579.8	100	0	21.40	-1.60	19.80	0.095	23.00	-3.20
				256-QAM	55340	3560	100		0	256-QAM	55538	3579.8	100	0	18.51	-1.60	16.91	0.049	23.00	-6.09

**Table 7-13. Antenna 2b EIRP Data (ULCA LTE Band 48)**

FCC ID: BCGA2837	 PART 96 MEASUREMENT REPORT	Approved by: Technical Manager
Test Report S/N: 1C2311270068-13.BCG	Test Dates: 10/01/2023-03/29/2024	EUT Type: Tablet Device
		Page 209 of 233

## 7.7 Radiated Spurious Emissions

§2.1053 §96.41(e)

### Test Overview

Radiated spurious emissions measurements are performed using the field strength conversion method described in KDB 971168 with the EUT transmitting into an integral antenna. Measurements on signals operating below 1GHz are performed using horizontally and vertically polarized broadband hybrid antennas. Measurements on signals operating above 1GHz are performed using vertically and horizontally polarized broadband horn antennas. All measurements are performed while the EUT is operating at maximum power and at the appropriate frequencies.

### Test Procedures Used


KDB 971168 D01 v03r01 – Section 5.8

ANSI C63.26-2015

TIA-603-E-2016 – Section 2.2.12

### Test Settings

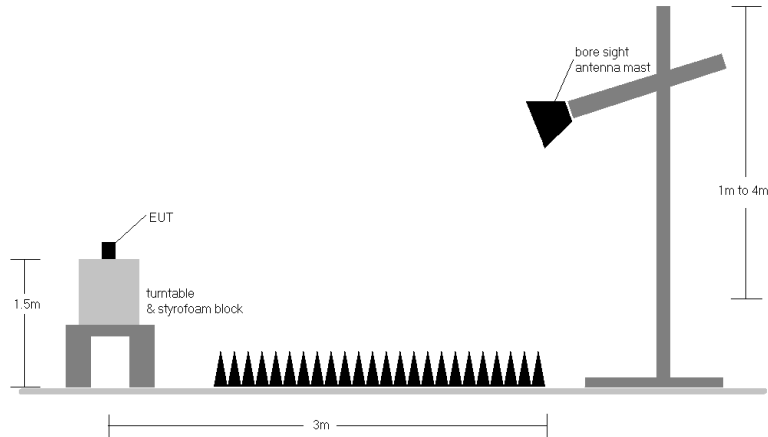
1. RBW = 100kHz for emissions below 1GHz and 1MHz for emissions above 1GHz
2. VBW  $\geq$  3 x RBW
3. Span = 1.5 times the OBW
4. No. of sweep points  $\geq$  2 x span / RBW
5. Detector = RMS
6. Trace mode = Max Hold (In cases where the level is within 2dB of the limit, the final measurement is taken using triggering/gating and trace averaging.)
7. The trace was allowed to stabilize

FCC ID: BCGA2837	 PART 96 MEASUREMENT REPORT		Approved by: Technical Manager
Test Report S/N: 1C2311270068-13.BCG	Test Dates: 10/01/2023-03/29/2024	EUT Type: Tablet Device	Page 210 of 233

V2.2 09/07/2023

## Test Setup


The EUT and measurement equipment were set up as shown in the diagram below.



**Figure 7-6. Test Instrument & Measurement Setup**

## Test Notes

1. Field strengths are calculated using the Measurement quantity conversions in KDB 971168 Section 5.8.4.
  - a.  $E(\text{dB}\mu\text{V}/\text{m}) = \text{Measured amplitude level (dBm)} + 107 + \text{Cable Loss (dB)} + \text{Antenna Factor (dB/m)}$
  - b.  $\text{EIRP (dBm)} = E(\text{dB}\mu\text{V}/\text{m}) + 20\log D - 104.8$ ; where D is the measurement distance in meters.
2. The EUT was tested in three orthogonal planes and in all possible test configurations and positioning. The worst case emissions are reported with the EUT positioning, modulations, RB sizes and offsets, and channel bandwidth configurations shown in the tables below. 1RB config was found and reported as a worst case RB size.
3. This unit was tested with its standard battery.
4. The spectrum is measured from 9kHz to the 10th harmonic of the fundamental frequency of the transmitter. The worst-case emissions are reported.
5. Emissions below 18GHz were measured at a 3 meter test distance while emissions above 18GHz were measured at a 1 meter test distance with the application of a distance correction factor.
6. The "-" shown in the following RSE tables are used to denote a noise floor measurement.
7. Emissions below 18GHz were measured at a 3 meter test distance while emissions above 18GHz were measured at a 1 meter test distance with the application of a distance correction factor.
8. For pre-scans 1-18GHz, the RBW is set to 1MHz and VBW to 30kHz. For final measurements above 1GHz, the RBW is set to 1MHz and VBW to 3MHz when measuring with an RMS detector and max hold trace.
9. Uplink carrier aggregation intra-band radiated spurious emissions measurements were evaluated for the two contiguous channels using various combinations of RB size, RB offset, modulation, and channel bandwidth. The worst case (highest) emissions were found while operating with QPSK modulation with both carriers set to transmit using 1RB.

FCC ID: BCGA2837	 PART 96 MEASUREMENT REPORT	Approved by: Technical Manager
Test Report S/N: 1C2311270068-13.BCG	Test Dates: 10/01/2023-03/29/2024	EUT Type: Tablet Device
		Page 211 of 233

V2.2 09/07/2023

## 7.7.1 Antenna 3 Radiated Spurious Emissions Measurements

### LTE Band 48

Bandwidth (MHz):	20
Frequency (MHz):	3560.0
Modulation Signal:	QPSK
RB Config (Size / Offset):	1 / 50

Frequency [MHz]	Ant. Pol. [H/V]	Antenna Height [cm]	Turntable Azimuth [degree]	Analyzer Level [dBm]	AFCL [dB/m]	Field Strength [dB $\mu$ V/m]	EIRP Spurious Emission Level [dBm/MHz]	Limit [dBm/MHz]	Margin [dB]
7120.0	H	-	-	-79.78	9.45	36.67	-58.59	-40.00	-18.59
10680.0	H	-	-	-80.89	10.74	36.84	-58.41	-40.00	-18.41
14240.0	H	-	-	-81.58	14.44	39.85	-55.41	-40.00	-15.41

**Table 7-14. Antenna 3 Radiated Spurious Data (LTE Band 48 – Low Channel)**

Bandwidth (MHz):	20
Frequency (MHz):	3625.0
Modulation Signal:	QPSK
RB Config (Size / Offset):	1 / 50


Frequency [MHz]	Ant. Pol. [H/V]	Antenna Height [cm]	Turntable Azimuth [degree]	Analyzer Level [dBm]	AFCL [dB/m]	Field Strength [dB $\mu$ V/m]	EIRP Spurious Emission Level [dBm/MHz]	Limit [dBm/MHz]	Margin [dB]
7250.0	H	-	-	-79.14	8.53	36.39	-58.87	-40.00	-18.87
10875.0	H	-	-	-80.84	11.34	37.50	-57.76	-40.00	-17.76
14500.0	H	-	-	-81.42	13.93	39.51	-55.75	-40.00	-15.75

**Table 7-15. Antenna 3 Radiated Spurious Data (LTE Band 48 – Mid Channel)**

Bandwidth (MHz):	20
Frequency (MHz):	3690.0
Modulation Signal:	QPSK
RB Config (Size / Offset):	1 / 50

Frequency [MHz]	Ant. Pol. [H/V]	Antenna Height [cm]	Turntable Azimuth [degree]	Analyzer Level [dBm]	AFCL [dB/m]	Field Strength [dB $\mu$ V/m]	EIRP Spurious Emission Level [dBm/MHz]	Limit [dBm/MHz]	Margin [dB]
7380.0	H	-	-	-79.09	8.62	36.53	-58.73	-40.00	-18.73
11070.0	H	-	-	-81.53	11.54	37.01	-58.24	-40.00	-18.24
14760.0	H	-	-	-81.35	14.92	40.56	-54.69	-40.00	-14.69

**Table 7-16. Antenna 3 Radiated Spurious Data (LTE Band 48 – High Channel)**

FCC ID: BCGA2837	 PART 96 MEASUREMENT REPORT	Approved by: Technical Manager
Test Report S/N: 1C2311270068-13.BCG	Test Dates: 10/01/2023-03/29/2024	EUT Type: Tablet Device
		Page 212 of 233

## ULCA LTE Band 48

PCC Bandwidth (MHz):	20
PCC Frequency (MHz):	3560.0
PCC RB / Offset:	1 / 99
SCC Bandwidth (MHz):	20
SCC Frequency (MHz):	3579.8
SCC RB / Offset:	1 / 0
Modulation Signal:	QPSK

Frequency [MHz]	Ant. Pol. [H/V]	Antenna Height [cm]	Turntable Azimuth [degree]	Analyzer Level [dBm]	AFCL [dB/m]	Field Strength [dBµV/m]	EIRP Spurious Emission Level [dBm/MHz]	Limit [dBm/MHz]	Margin [dB]
7120.0	H	-	-	-79.98	8.92	35.94	-59.31	-40.00	-19.31
10680.0	H	-	-	-81.68	10.80	36.12	-59.14	-40.00	-19.14
14240.0	H	-	-	-82.63	14.36	38.73	-56.53	-40.00	-16.53

**Table 7-17. Antenna 3 Radiated Spurious Data (ULCA LTE Band 48– Low Channel)**

PCC Bandwidth (MHz):	20
PCC Frequency (MHz):	3625.0
PCC RB / Offset:	1 / 99
SCC Bandwidth (MHz):	20
SCC Frequency (MHz):	3644.8
SCC RB / Offset:	1 / 0
Modulation Signal:	QPSK


Frequency [MHz]	Ant. Pol. [H/V]	Antenna Height [cm]	Turntable Azimuth [degree]	Analyzer Level [dBm]	AFCL [dB/m]	Field Strength [dBµV/m]	EIRP Spurious Emission Level [dBm/MHz]	Limit [dBm/MHz]	Margin [dB]
7250.0	H	-	-	-79.48	8.34	35.86	-59.39	-40.00	-19.39
10875.0	H	-	-	-81.62	11.35	36.73	-58.53	-40.00	-18.53
14500.0	H	-	-	-81.88	13.81	38.93	-56.32	-40.00	-16.32

**Table 7-18. Antenna 3 Radiated Spurious Data (ULCA LTE Band 48– Mid Channel)**

PCC Bandwidth (MHz):	20
PCC Frequency (MHz):	3690.0
PCC RB / Offset:	1 / 99
SCC Bandwidth (MHz):	20
SCC Frequency (MHz):	3670.2
SCC RB / Offset:	1 / 0
Modulation Signal:	QPSK

Frequency [MHz]	Ant. Pol. [H/V]	Antenna Height [cm]	Turntable Azimuth [degree]	Analyzer Level [dBm]	AFCL [dB/m]	Field Strength [dBµV/m]	EIRP Spurious Emission Level [dBm/MHz]	Limit [dBm/MHz]	Margin [dB]
7380.0	H	-	-	-79.61	8.69	36.08	-59.18	-40.00	-19.18
11070.0	H	-	-	-82.08	11.61	36.53	-58.72	-40.00	-18.72
14760.0	H	-	-	-82.32	14.88	39.56	-55.70	-40.00	-15.70

**Table 7-19. Antenna 3 Radiated Spurious Data (ULCA LTE Band 48– High Channel)**

FCC ID: BCGA2837	 PART 96 MEASUREMENT REPORT	Approved by: Technical Manager
Test Report S/N: 1C2311270068-13.BCG	Test Dates: 10/01/2023-03/29/2024	EUT Type: Tablet Device
		Page 213 of 233

V2.2 09/07/2023

## NR Band n48

Detector / Trace Mode:	40
Frequency (MHz):	3570.0
Modulation Signal:	QPSK
RB Config (Size / Offset):	1 / 53

Frequency [MHz]	Ant. Pol. [H/V]	Antenna Height [cm]	Turntable Azimuth [degree]	Analyzer Level [dBm]	AFCL [dB/m]	Field Strength [dBµV/m]	EIRP Spurious Emission Level [dBm/MHz]	Limit [dBm/MHz]	Margin [dB]
7140.0	H	-	-	-78.67	8.82	37.15	-58.11	-40.00	-18.11
10710.0	H	-	-	-80.17	10.20	37.02	-58.23	-40.00	-18.23
14280.0	H	-	-	-81.12	13.36	39.24	-56.02	-40.00	-16.02

**Table 7-20. Antenna 3 Radiated Spurious Data (NR Band n48 – Low Channel)**

Bandwidth (MHz):	40
Frequency (MHz):	3625.0
Modulation Signal:	QPSK
RB Config (Size / Offset):	1 / 53


Frequency [MHz]	Ant. Pol. [H/V]	Antenna Height [cm]	Turntable Azimuth [degree]	Analyzer Level [dBm]	AFCL [dB/m]	Field Strength [dBµV/m]	EIRP Spurious Emission Level [dBm/MHz]	Limit [dBm/MHz]	Margin [dB]
7250.0	H	-	-	-78.56	8.57	37.01	-58.25	-40.00	-18.25
10875.0	H	-	-	-80.25	10.29	37.04	-58.22	-40.00	-18.22
14500.0	H	-	-	-81.28	14.22	39.94	-55.31	-40.00	-15.31

**Table 7-21. Antenna 3 Radiated Spurious Data (NR Band n48 – Mid Channel)**

Bandwidth (MHz):	40
Frequency (MHz):	3680.0
Modulation Signal:	QPSK
RB Config (Size / Offset):	1 / 53

Frequency [MHz]	Ant. Pol. [H/V]	Antenna Height [cm]	Turntable Azimuth [degree]	Analyzer Level [dBm]	AFCL [dB/m]	Field Strength [dBµV/m]	EIRP Spurious Emission Level [dBm/MHz]	Limit [dBm/MHz]	Margin [dB]
7380.0	H	-	-	-78.67	8.85	37.18	-58.08	-40.00	-18.08
11070.0	H	-	-	-80.68	10.64	36.96	-58.30	-40.00	-18.30
14760.0	H	-	-	-80.82	14.16	40.34	-54.92	-40.00	-14.92

**Table 7-22. Antenna 3 Radiated Spurious Data (NR Band n48 – High Channel)**

FCC ID: BCGA2837	 <b>PART 96 MEASUREMENT REPORT</b>		Approved by: Technical Manager
Test Report S/N: 1C2311270068-13.BCG	Test Dates: 10/01/2023-03/29/2024	EUT Type: Tablet Device	Page 214 of 233

V2.2 09/07/2023

## 7.7.2 Antenna 1 Radiated Spurious Emissions Measurements

### LTE Band 48

Bandwidth (MHz):	20
Frequency (MHz):	3560.0
Modulation Signal:	QPSK
RB Config (Size / Offset):	1 / 50

Frequency [MHz]	Ant. Pol. [H/V]	Antenna Height [cm]	Turntable Azimuth [degree]	Analyzer Level [dBm]	AFCL [dB/m]	Field Strength [dB $\mu$ V/m]	EIRP Spurious Emission Level [dBm/MHz]	Limit [dBm/MHz]	Margin [dB]
7120.0	H	-	-	-79.80	9.45	36.64	-58.61	-40.00	-18.61
10680.0	H	-	-	-80.98	10.74	36.76	-58.50	-40.00	-18.50
14240.0	H	-	-	-81.61	14.44	39.82	-55.43	-40.00	-15.43

**Table 7-23. Antenna 1 Radiated Spurious Data (LTE Band 48 – Low Channel)**

Bandwidth (MHz):	20
Frequency (MHz):	3625.0
Modulation Signal:	QPSK
RB Config (Size / Offset):	1 / 50


Frequency [MHz]	Ant. Pol. [H/V]	Antenna Height [cm]	Turntable Azimuth [degree]	Analyzer Level [dBm]	AFCL [dB/m]	Field Strength [dB $\mu$ V/m]	EIRP Spurious Emission Level [dBm/MHz]	Limit [dBm/MHz]	Margin [dB]
7250.0	H	-	-	-79.13	8.68	36.55	-58.71	-40.00	-18.71
10875.0	H	-	-	-80.81	11.30	37.49	-57.77	-40.00	-17.77
14500.0	H	-	-	-81.40	13.93	39.53	-55.73	-40.00	-15.73

**Table 7-24. Antenna 1 Radiated Spurious Data (LTE Band 48 – Mid Channel)**

Bandwidth (MHz):	20
Frequency (MHz):	3690.0
Modulation Signal:	QPSK
RB Config (Size / Offset):	1 / 50

Frequency [MHz]	Ant. Pol. [H/V]	Antenna Height [cm]	Turntable Azimuth [degree]	Analyzer Level [dBm]	AFCL [dB/m]	Field Strength [dB $\mu$ V/m]	EIRP Spurious Emission Level [dBm/MHz]	Limit [dBm/MHz]	Margin [dB]
7380.0	H	-	-	-78.93	8.62	36.69	-58.57	-40.00	-18.57
11070.0	H	-	-	-81.67	11.63	36.96	-58.29	-40.00	-18.29
14760.0	H	-	-	-81.57	14.92	40.34	-54.92	-40.00	-14.92

**Table 7-25. Antenna 1 Radiated Spurious Data (LTE Band 48 – High Channel)**

FCC ID: BCGA2837	 PART 96 MEASUREMENT REPORT	Approved by: Technical Manager
Test Report S/N: 1C2311270068-13.BCG	Test Dates: 10/01/2023-03/29/2024	EUT Type: Tablet Device
		Page 215 of 233

## ULCA LTE Band 48

PCC Bandwidth (MHz):	20
PCC Frequency (MHz):	3560.0
PCC RB / Offset:	1/99
SCC Bandwidth (MHz):	20
SCC Frequency (MHz):	3579.8
SCC RB / Offset:	1/0
Modulation Signal:	QPSK

Frequency [MHz]	Ant. Pol. [H/V]	Antenna Height [cm]	Turntable Azimuth [degree]	Analyzer Level [dBm]	AFCL [dB/m]	Field Strength [dBμV/m]	EIRP Spurious Emission Level [dBm/MHz]	Limit [dBm/MHz]	Margin [dB]
7120.0	H	-	-	-80.01	8.92	35.91	-59.34	-40.00	-19.34
10680.0	H	-	-	-81.26	10.80	36.54	-58.72	-40.00	-18.72
14240.0	H	-	-	-82.53	14.36	38.83	-56.43	-40.00	-16.43

**Table 7-26. Antenna 1 Radiated Spurious Data (ULCA LTE Band 48– Low Channel)**

PCC Bandwidth (MHz):	20
PCC Frequency (MHz):	3625.0
PCC RB / Offset:	1/99
SCC Bandwidth (MHz):	20
SCC Frequency (MHz):	3644.8
SCC RB / Offset:	1/0
Modulation Signal:	QPSK


Frequency [MHz]	Ant. Pol. [H/V]	Antenna Height [cm]	Turntable Azimuth [degree]	Analyzer Level [dBm]	AFCL [dB/m]	Field Strength [dBμV/m]	EIRP Spurious Emission Level [dBm/MHz]	Limit [dBm/MHz]	Margin [dB]
7250.0	H	-	-	-79.48	8.34	35.86	-59.39	-40.00	-19.39
10875.0	H	-	-	-81.64	11.35	36.71	-58.55	-40.00	-18.55
14500.0	H	-	-	-82.00	13.81	38.81	-56.44	-40.00	-16.44

**Table 7-27. Antenna 1 Radiated Spurious Data (ULCA LTE Band 48– Mid Channel)**

PCC Bandwidth (MHz):	20
PCC Frequency (MHz):	3690.0
PCC RB / Offset:	1/99
SCC Bandwidth (MHz):	20
SCC Frequency (MHz):	3670.2
SCC RB / Offset:	1/0
Modulation Signal:	QPSK

Frequency [MHz]	Ant. Pol. [H/V]	Antenna Height [cm]	Turntable Azimuth [degree]	Analyzer Level [dBm]	AFCL [dB/m]	Field Strength [dBμV/m]	EIRP Spurious Emission Level [dBm/MHz]	Limit [dBm/MHz]	Margin [dB]
7380.0	H	-	-	-79.68	8.69	36.01	-59.25	-40.00	-19.25
11070.0	H	-	-	-81.99	11.61	36.62	-58.63	-40.00	-18.63
14760.0	H	-	-	-82.10	14.88	39.78	-55.48	-40.00	-15.48

**Table 7-28. Antenna 1 Radiated Spurious Data (ULCA LTE Band 48– High Channel)**

FCC ID: BCGA2837	 <b>PART 96 MEASUREMENT REPORT</b>		Approved by: Technical Manager
Test Report S/N: 1C2311270068-13.BCG	Test Dates: 10/01/2023-03/29/2024	EUT Type: Tablet Device	Page 216 of 233

V2.2 09/07/2023



## NR Band n48

Bandwidth (MHz):	40
Frequency (MHz):	3570.0
Modulation Signal:	QPSK
RB Config (Size / Offset):	1 / 53

Frequency [MHz]	Ant. Pol. [H/V]	Antenna Height [cm]	Turntable Azimuth [degree]	Analyzer Level [dBm]	AFCL [dB/m]	Field Strength [dB $\mu$ V/m]	EIRP Spurious Emission Level [dBm/MHz]	Limit [dBm/MHz]	Margin [dB]
7120.0	H	-	-	-78.70	8.82	37.12	-58.14	-40.00	-18.14
10680.0	H	-	-	-80.09	10.20	37.11	-58.15	-40.00	-18.15
14240.0	H	-	-	-81.24	13.36	39.12	-56.13	-40.00	-16.13

**Table 7-29. Antenna 1 Radiated Spurious Data (NR Band n48 – Low Channel)**

Bandwidth (MHz):	40
Frequency (MHz):	3625.0
Modulation Signal:	QPSK
RB Config (Size / Offset):	1 / 53


Frequency [MHz]	Ant. Pol. [H/V]	Antenna Height [cm]	Turntable Azimuth [degree]	Analyzer Level [dBm]	AFCL [dB/m]	Field Strength [dB $\mu$ V/m]	EIRP Spurious Emission Level [dBm/MHz]	Limit [dBm/MHz]	Margin [dB]
7250.0	H	-	-	-78.51	8.57	37.06	-58.20	-40.00	-18.20
10875.0	H	-	-	-80.31	10.39	37.09	-58.17	-40.00	-18.17
14500.0	H	-	-	-81.28	14.07	39.79	-55.46	-40.00	-15.46

**Table 7-30. Antenna 1 Radiated Spurious Data (NR Band n48 – Mid Channel)**

Bandwidth (MHz):	40
Frequency (MHz):	3680.0
Modulation Signal:	QPSK
RB Config (Size / Offset):	1 / 53

Frequency [MHz]	Ant. Pol. [H/V]	Antenna Height [cm]	Turntable Azimuth [degree]	Analyzer Level [dBm]	AFCL [dB/m]	Field Strength [dB $\mu$ V/m]	EIRP Spurious Emission Level [dBm/MHz]	Limit [dBm/MHz]	Margin [dB]
7380.0	H	-	-	-78.64	8.85	37.21	-58.04	-40.00	-18.04
11070.0	H	-	-	-80.54	10.49	36.95	-58.31	-40.00	-18.31
14760.0	H	-	-	-80.76	14.16	40.41	-54.85	-40.00	-14.85

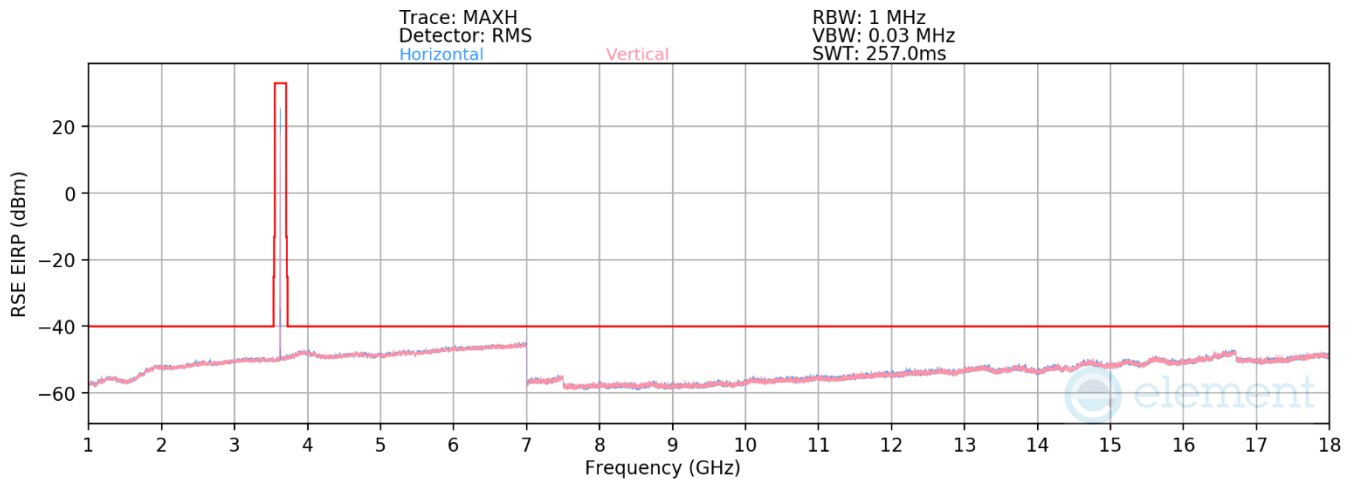
**Table 7-31. Antenna 1 Radiated Spurious Data (NR Band n48 – High Channel)**

FCC ID: BCGA2837	 PART 96 MEASUREMENT REPORT	Approved by: Technical Manager
Test Report S/N: 1C2311270068-13.BCG	Test Dates: 10/01/2023-03/29/2024	EUT Type: Tablet Device
		Page 217 of 233

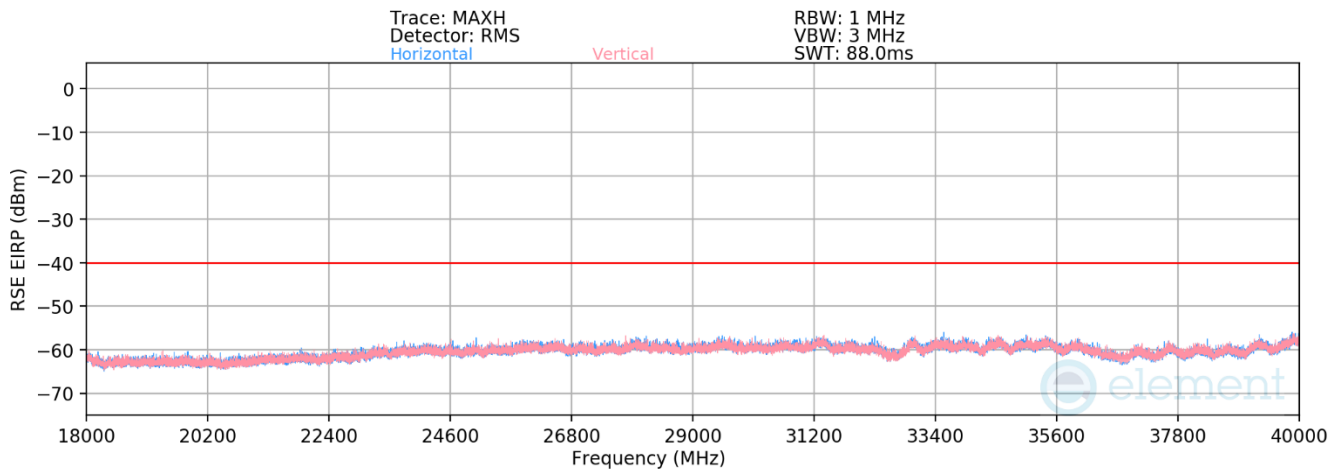
V2.2 09/07/2023

## 7.7.3 Antenna 4b Radiated Spurious Emissions Measurements


### LTE Band 48



**Plot 7-352. Antenna 4b Radiated Spurious Plot 1 – 18GHz (LTE Band 48)**



**Plot 7-353. Antenna 4b Radiated Spurious Plot 18 – 40GHz (LTE Band 48)**

FCC ID: BCGA2837	 <b>PART 96 MEASUREMENT REPORT</b>		Approved by: Technical Manager
Test Report S/N: 1C2311270068-13.BCG	Test Dates: 10/01/2023-03/29/2024	EUT Type: Tablet Device	Page 218 of 233

V2.2 09/07/2023

Bandwidth (MHz):	20
Frequency (MHz):	3560.0
Modulation Signal:	QPSK
RB Config (Size / Offset):	1 / 50

Frequency [MHz]	Ant. Pol. [H/V]	Antenna Height [cm]	Turntable Azimuth [degree]	Analyzer Level [dBm]	AFCL [dB/m]	Field Strength [dBμV/m]	EIRP Spurious Emission Level [dBm/MHz]	Limit [dBm/MHz]	Margin [dB]
7120.0	H	-	-	-79.48	9.45	36.97	-58.29	-40.00	-18.29
10680.0	H	-	-	-81.00	10.74	36.73	-58.53	-40.00	-18.53
14240.0	H	-	-	-81.48	14.44	39.96	-55.30	-40.00	-15.30

**Table 7-32. Antenna 4b Radiated Spurious Data (LTE Band 48 – Low Channel)**

Bandwidth (MHz):	20
Frequency (MHz):	3625.0
Modulation Signal:	QPSK
RB Config (Size / Offset):	1 / 50


Frequency [MHz]	Ant. Pol. [H/V]	Antenna Height [cm]	Turntable Azimuth [degree]	Analyzer Level [dBm]	AFCL [dB/m]	Field Strength [dBμV/m]	EIRP Spurious Emission Level [dBm/MHz]	Limit [dBm/MHz]	Margin [dB]
7250.0	H	-	-	-79.29	8.68	36.39	-58.87	-40.00	-18.87
10875.0	H	-	-	-80.90	11.30	37.40	-57.86	-40.00	-17.86
14500.0	H	-	-	-81.29	13.85	39.56	-55.70	-40.00	-15.70

**Table 7-33. Antenna 4b Radiated Spurious Data (LTE Band 48 – Mid Channel)**

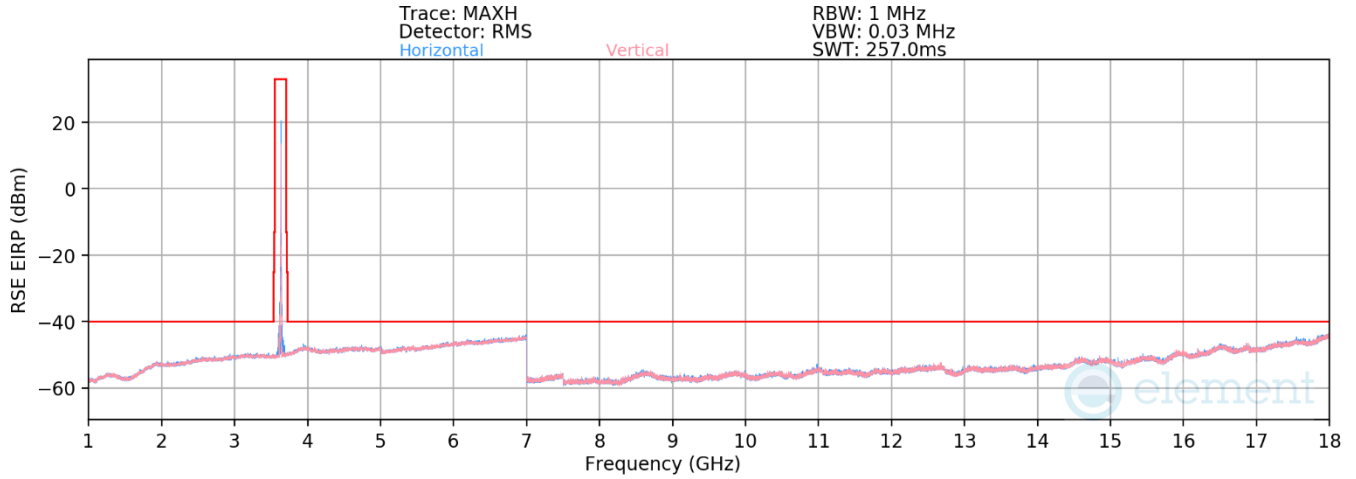
Bandwidth (MHz):	20
Frequency (MHz):	3690.0
Modulation Signal:	QPSK
RB Config (Size / Offset):	1 / 50

Frequency [MHz]	Ant. Pol. [H/V]	Antenna Height [cm]	Turntable Azimuth [degree]	Analyzer Level [dBm]	AFCL [dB/m]	Field Strength [dBμV/m]	EIRP Spurious Emission Level [dBm/MHz]	Limit [dBm/MHz]	Margin [dB]
7380.0	H	-	-	-79.00	8.62	36.62	-58.64	-40.00	-18.64
11070.0	H	-	-	-81.71	11.63	36.93	-58.33	-40.00	-18.33
14760.0	H	-	-	-81.58	14.92	40.34	-54.92	-40.00	-14.92

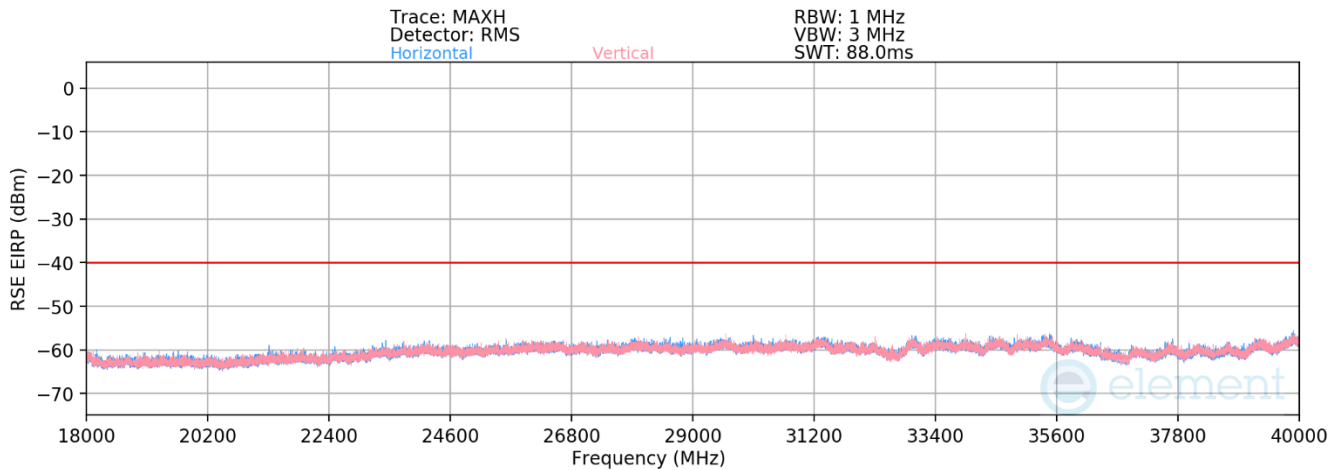
**Table 7-34. Antenna 4b Radiated Spurious Data (LTE Band 48 – High Channel)**

FCC ID: BCGA2837	 PART 96 MEASUREMENT REPORT	Approved by: Technical Manager
Test Report S/N: 1C2311270068-13.BCG	Test Dates: 10/01/2023-03/29/2024	EUT Type: Tablet Device
		Page 219 of 233


## ULCA LTE Band 48



**Plot 7-354. Antenna 4b Radiated Spurious Plot 1 – 18GHz (ULCA LTE Band 48)**



**Plot 7-355. Antenna 4b Radiated Spurious Plot 18 – 40GHz (ULCA LTE Band 48)**

FCC ID: BCGA2837	 PART 96 MEASUREMENT REPORT	Approved by: Technical Manager
Test Report S/N: 1C2311270068-13.BCG	Test Dates: 10/01/2023-03/29/2024	EUT Type: Tablet Device
		Page 220 of 233

V2.2 09/07/2023

PCC Bandwidth (MHz):	20
PCC Frequency (MHz):	3560.0
PCC RB / Offset:	1/99
SCC Bandwidth (MHz):	20
SCC Frequency (MHz):	3579.8
SCC RB / Offset:	1/0
Modulation Signal:	QPSK

Frequency [MHz]	Ant. Pol. [H/V]	Antenna Height [cm]	Turntable Azimuth [degree]	Analyzer Level [dBm]	AFCL [dB/m]	Field Strength [dB $\mu$ V/m]	EIRP Spurious Emission Level [dBm/MHz]	Limit [dBm/MHz]	Margin [dB]
7120.0	H	-	-	-80.06	8.53	35.47	-59.79	-40.00	-19.79
10680.0	H	-	-	-81.03	10.88	36.85	-58.41	-40.00	-18.41
14240.0	H	-	-	-80.41	14.47	41.07	-54.19	-40.00	-14.19

**Table 7-35. Antenna 4b Radiated Spurious Data (ULCA LTE Band 48– Low Channel)**

PCC Bandwidth (MHz):	20
PCC Frequency (MHz):	3625.0
PCC RB / Offset:	1/99
SCC Bandwidth (MHz):	20
SCC Frequency (MHz):	3644.8
SCC RB / Offset:	1/0
Modulation Signal:	QPSK


Frequency [MHz]	Ant. Pol. [H/V]	Antenna Height [cm]	Turntable Azimuth [degree]	Analyzer Level [dBm]	AFCL [dB/m]	Field Strength [dB $\mu$ V/m]	EIRP Spurious Emission Level [dBm/MHz]	Limit [dBm/MHz]	Margin [dB]
7250.0	H	-	-	-79.90	8.45	35.55	-59.71	-40.00	-19.71
10875.0	H	-	-	-80.77	12.01	38.25	-57.01	-40.00	-17.01
14500.0	H	-	-	-81.08	16.36	42.28	-52.98	-40.00	-12.98

**Table 7-36. Antenna 4b Radiated Spurious Data (ULCA LTE Band 48– Mid Channel)**

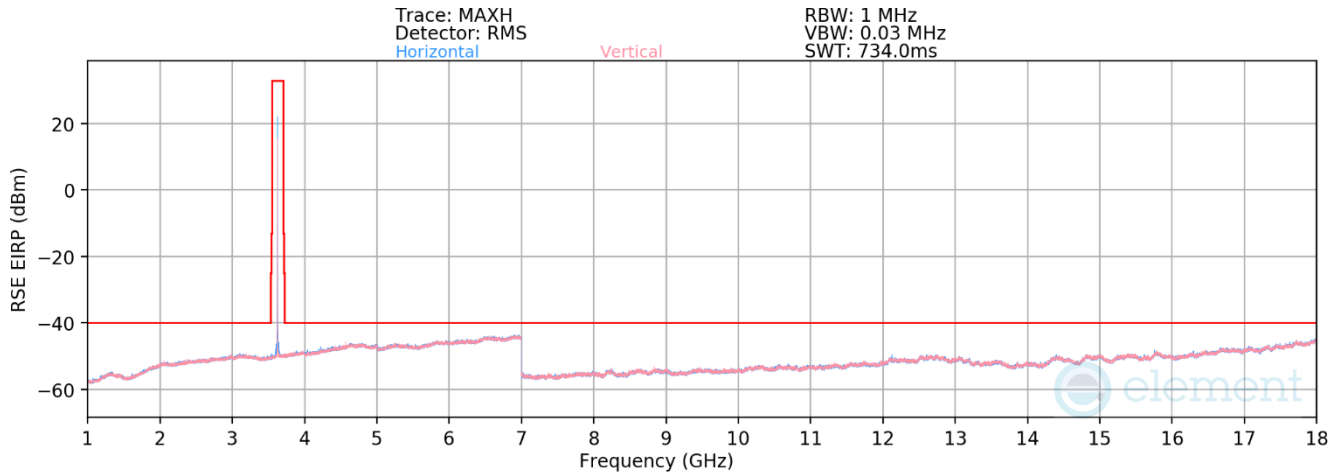
PCC Bandwidth (MHz):	20
PCC Frequency (MHz):	3690.0
PCC RB / Offset:	1/99
SCC Bandwidth (MHz):	20
SCC Frequency (MHz):	3670.2
SCC RB / Offset:	1/0
Modulation Signal:	QPSK

Frequency [MHz]	Ant. Pol. [H/V]	Antenna Height [cm]	Turntable Azimuth [degree]	Analyzer Level [dBm]	AFCL [dB/m]	Field Strength [dB $\mu$ V/m]	EIRP Spurious Emission Level [dBm/MHz]	Limit [dBm/MHz]	Margin [dB]
7380.0	H	-	-	-80.11	8.46	35.35	-59.90	-40.00	-19.90
11070.0	H	-	-	-80.61	12.10	38.49	-56.77	-40.00	-16.77
14760.0	H	-	-	-80.90	15.97	42.07	-53.18	-40.00	-13.18

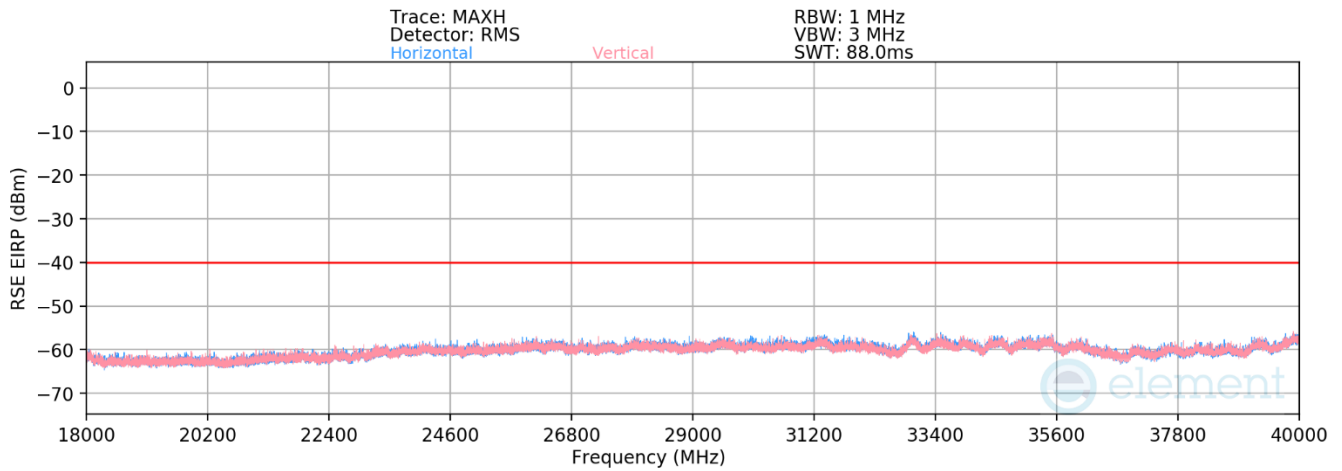
**Table 7-37. Antenna 4b Radiated Spurious Data (ULCA LTE Band 48– High Channel)**

FCC ID: BCGA2837	 PART 96 MEASUREMENT REPORT	Approved by: Technical Manager
Test Report S/N: 1C2311270068-13.BCG	Test Dates: 10/01/2023-03/29/2024	EUT Type: Tablet Device
		Page 221 of 233


## NR Band n48



**Plot 7-356. Antenna 4b Radiated Spurious Plot 1 – 18GHz (NR Band n48)**



**Plot 7-357. Antenna 4b Radiated Spurious Plot 18 – 40GHz (NR Band n48)**

FCC ID: BCGA2837	 PART 96 MEASUREMENT REPORT	Approved by: Technical Manager
Test Report S/N: 1C2311270068-13.BCG	Test Dates: 10/01/2023-03/29/2024	EUT Type: Tablet Device
		Page 222 of 233

V2.2 09/07/2023

Bandwidth (MHz):	40
Frequency (MHz):	3570.0
Modulation Signal:	QPSK
RB Config (Size / Offset):	1 / 53

Frequency [MHz]	Ant. Pol. [H/V]	Antenna Height [cm]	Turntable Azimuth [degree]	Analyzer Level [dBm]	AFCL [dB/m]	Field Strength [dBµV/m]	EIRP Spurious Emission Level [dBm/MHz]	Limit [dBm/MHz]	Margin [dB]
7120.0	H	-	-	-79.06	10.11	38.06	-57.20	-40.00	-17.20
10680.0	H	-	-	-78.57	12.51	40.94	-54.32	-40.00	-14.32
14240.0	H	-	-	-80.81	16.15	42.34	-52.92	-40.00	-12.92

**Table 7-38. Antenna 4b Radiated Spurious Data (NR Band n48 – Low Channel)**

Bandwidth (MHz):	40
Frequency (MHz):	3625.0
Modulation Signal:	QPSK
RB Config (Size / Offset):	1 / 53


Frequency [MHz]	Ant. Pol. [H/V]	Antenna Height [cm]	Turntable Azimuth [degree]	Analyzer Level [dBm]	AFCL [dB/m]	Field Strength [dBµV/m]	EIRP Spurious Emission Level [dBm/MHz]	Limit [dBm/MHz]	Margin [dB]
7250.0	H	-	-	-78.94	9.92	37.98	-57.28	-40.00	-17.28
10875.0	H	-	-	-78.91	12.65	40.74	-54.52	-40.00	-14.52
14500.0	H	-	-	-81.17	17.47	43.30	-51.96	-40.00	-11.96

**Table 7-39. Antenna 4b Radiated Spurious Data (NR Band n48 – Mid Channel)**

Bandwidth (MHz):	40
Frequency (MHz):	3680.0
Modulation Signal:	QPSK
RB Config (Size / Offset):	1 / 53

Frequency [MHz]	Ant. Pol. [H/V]	Antenna Height [cm]	Turntable Azimuth [degree]	Analyzer Level [dBm]	AFCL [dB/m]	Field Strength [dBµV/m]	EIRP Spurious Emission Level [dBm/MHz]	Limit [dBm/MHz]	Margin [dB]
7380.0	H	-	-	-78.29	9.77	38.47	-56.78	-40.00	-16.78
11070.0	H	-	-	-79.26	13.08	40.82	-54.44	-40.00	-14.44
14760.0	H	-	-	-81.03	16.97	42.93	-52.32	-40.00	-12.32

**Table 7-40. Antenna 4b Radiated Spurious Data (NR Band n48 – High Channel)**

FCC ID: BCGA2837	 PART 96 MEASUREMENT REPORT	Approved by: Technical Manager
Test Report S/N: 1C2311270068-13.BCG	Test Dates: 10/01/2023-03/29/2024	EUT Type: Tablet Device
		Page 223 of 233

## 7.7.4 Antenna 2b Radiated Spurious Emissions Measurements

### LTE Band 48

Bandwidth (MHz):	20
Frequency (MHz):	3560.0
Modulation Signal:	QPSK
RB Config (Size / Offset):	1 / 50

Frequency [MHz]	Ant. Pol. [H/V]	Antenna Height [cm]	Turntable Azimuth [degree]	Analyzer Level [dBm]	AFCL [dB/m]	Field Strength [dB $\mu$ V/m]	EIRP Spurious Emission Level [dBm/MHz]	Limit [dBm/MHz]	Margin [dB]
7120.0	H	-	-	-79.39	9.45	37.05	-58.20	-40.00	-18.20
10680.0	H	-	-	-80.72	10.74	37.02	-58.24	-40.00	-18.24
14240.0	H	-	-	-81.70	14.44	39.74	-55.52	-40.00	-15.52

**Table 7-41. Antenna 2b Radiated Spurious Data (LTE Band 48 – Low Channel)**

Bandwidth (MHz):	20
Frequency (MHz):	3625.0
Modulation Signal:	QPSK
RB Config (Size / Offset):	1 / 50


Frequency [MHz]	Ant. Pol. [H/V]	Antenna Height [cm]	Turntable Azimuth [degree]	Analyzer Level [dBm]	AFCL [dB/m]	Field Strength [dB $\mu$ V/m]	EIRP Spurious Emission Level [dBm/MHz]	Limit [dBm/MHz]	Margin [dB]
7250.0	H	-	-	-79.23	8.68	36.44	-58.82	-40.00	-18.82
10875.0	H	-	-	-80.89	11.34	37.45	-57.81	-40.00	-17.81
14500.0	H	-	-	-81.39	13.93	39.54	-55.72	-40.00	-15.72

**Table 7-42. Antenna 2b Radiated Spurious Data (LTE Band 48 – Mid Channel)**

Bandwidth (MHz):	20
Frequency (MHz):	3690.0
Modulation Signal:	QPSK
RB Config (Size / Offset):	1 / 50

Frequency [MHz]	Ant. Pol. [H/V]	Antenna Height [cm]	Turntable Azimuth [degree]	Analyzer Level [dBm]	AFCL [dB/m]	Field Strength [dB $\mu$ V/m]	EIRP Spurious Emission Level [dBm/MHz]	Limit [dBm/MHz]	Margin [dB]
7380.0	H	-	-	-79.03	8.62	36.59	-58.67	-40.00	-18.67
11070.0	H	-	-	-81.59	11.54	36.95	-58.30	-40.00	-18.30
14760.0	H	-	-	-81.60	14.92	40.32	-54.94	-40.00	-14.94

**Table 7-43. Antenna 2b Radiated Spurious Data (LTE Band 48 – High Channel)**

FCC ID: BCGA2837	 PART 96 MEASUREMENT REPORT	Approved by: Technical Manager
Test Report S/N: 1C2311270068-13.BCG	Test Dates: 10/01/2023-03/29/2024	EUT Type: Tablet Device
		Page 224 of 233



## ULCA LTE Band 48

PCC Bandwidth (MHz):	20
PCC Frequency (MHz):	3560.0
PCC RB / Offset:	1/ 99
SCC Bandwidth (MHz):	20
SCC Frequency (MHz):	3579.8
SCC RB / Offset:	1/ 0
Modulation Signal:	QPSK

Frequency [MHz]	Ant. Pol. [H/V]	Antenna Height [cm]	Turntable Azimuth [degree]	Analyzer Level [dBm]	AFCL [dB/m]	Field Strength [dBµV/m]	EIRP Spurious Emission Level [dBm/MHz]	Limit [dBm/MHz]	Margin [dB]
7120.0	H	-	-	-81.98	8.97	33.99	-59.70	-40.00	-19.70
10680.0	H	-	-	-83.24	10.88	34.64	-58.36	-40.00	-18.36
14240.0	H	-	-	-84.91	14.41	36.50	-54.69	-40.00	-14.69

**Table 7-44. Antenna 2b Radiated Spurious Data (ULCA LTE Band 48– Low Channel)**

PCC Bandwidth (MHz):	20
PCC Frequency (MHz):	3625.0
PCC RB / Offset:	1/ 99
SCC Bandwidth (MHz):	20
SCC Frequency (MHz):	3644.8
SCC RB / Offset:	1/ 0
Modulation Signal:	QPSK


Frequency [MHz]	Ant. Pol. [H/V]	Antenna Height [cm]	Turntable Azimuth [degree]	Analyzer Level [dBm]	AFCL [dB/m]	Field Strength [dBµV/m]	EIRP Spurious Emission Level [dBm/MHz]	Limit [dBm/MHz]	Margin [dB]
7250.0	H	-	-	-81.75	8.52	33.77	-59.81	-40.00	-19.81
10875.0	H	-	-	-83.49	11.64	35.15	-57.33	-40.00	-17.33
14500.0	H	-	-	-85.11	16.19	38.08	-53.24	-40.00	-13.24

**Table 7-45. Antenna 2b Radiated Spurious Data (ULCA LTE Band 48– Mid Channel)**

PCC Bandwidth (MHz):	20
PCC Frequency (MHz):	3690.0
PCC RB / Offset:	1/ 99
SCC Bandwidth (MHz):	20
SCC Frequency (MHz):	3670.2
SCC RB / Offset:	1/ 0
Modulation Signal:	QPSK

Frequency [MHz]	Ant. Pol. [H/V]	Antenna Height [cm]	Turntable Azimuth [degree]	Analyzer Level [dBm]	AFCL [dB/m]	Field Strength [dBµV/m]	EIRP Spurious Emission Level [dBm/MHz]	Limit [dBm/MHz]	Margin [dB]
7380.0	H	-	-	-81.62	8.63	34.01	-59.86	-40.00	-19.86
11070.0	H	-	-	-83.19	11.49	35.30	-57.04	-40.00	-17.04
14760.0	H	-	-	-85.11	15.61	37.50	-53.88	-40.00	-13.88

**Table 7-46. Antenna 2b Radiated Spurious Data (ULCA LTE Band 48– High Channel)**

FCC ID: BCGA2837	 PART 96 MEASUREMENT REPORT	Approved by: Technical Manager
Test Report S/N: 1C2311270068-13.BCG	Test Dates: 10/01/2023-03/29/2024	EUT Type: Tablet Device
		Page 225 of 233

V2.2 09/07/2023

## NR Band n48

Bandwidth (MHz):	40
Frequency (MHz):	3570.0
Modulation Signal:	QPSK
RB Config (Size / Offset):	1 / 53

Frequency [MHz]	Ant. Pol. [H/V]	Antenna Height [cm]	Turntable Azimuth [degree]	Analyzer Level [dBm]	AFCL [dB/m]	Field Strength [dBµV/m]	EIRP Spurious Emission Level [dBm/MHz]	Limit [dBm/MHz]	Margin [dB]
7120.0	H	-	-	-79.03	4.41	32.38	-62.88	-40.00	-22.88
10680.0	H	-	-	-78.41	6.28	34.87	-60.39	-40.00	-20.39
14240.0	H	-	-	-80.84	10.04	36.20	-59.06	-40.00	-19.06

**Table 7-47. Antenna 2b Radiated Spurious Data (NR Band n48 – Low Channel)**

Bandwidth (MHz):	40
Frequency (MHz):	3625.0
Modulation Signal:	QPSK
RB Config (Size / Offset):	1 / 53


Frequency [MHz]	Ant. Pol. [H/V]	Antenna Height [cm]	Turntable Azimuth [degree]	Analyzer Level [dBm]	AFCL [dB/m]	Field Strength [dBµV/m]	EIRP Spurious Emission Level [dBm/MHz]	Limit [dBm/MHz]	Margin [dB]
7250.0	H	-	-	-78.90	4.45	32.54	-62.71	-40.00	-22.71
10875.0	H	-	-	-78.95	6.94	34.99	-60.27	-40.00	-20.27
14500.0	H	-	-	-80.33	10.53	37.21	-58.05	-40.00	-18.05

**Table 7-48. Antenna 2b Radiated Spurious Data (NR Band n48 – Mid Channel)**

Bandwidth (MHz):	40
Frequency (MHz):	3680.0
Modulation Signal:	QPSK
RB Config (Size / Offset):	1 / 53

Frequency [MHz]	Ant. Pol. [H/V]	Antenna Height [cm]	Turntable Azimuth [degree]	Analyzer Level [dBm]	AFCL [dB/m]	Field Strength [dBµV/m]	EIRP Spurious Emission Level [dBm/MHz]	Limit [dBm/MHz]	Margin [dB]
7380.0	H	-	-	-78.90	4.35	32.45	-62.81	-40.00	-22.81
11070.0	H	-	-	-78.91	6.99	35.08	-60.17	-40.00	-20.17
14760.0	H	-	-	-81.18	11.39	37.21	-58.04	-40.00	-18.04

**Table 7-49. Antenna 2b Radiated Spurious Data (NR Band n48 – High Channel)**

FCC ID: BCGA2837	 <b>PART 96 MEASUREMENT REPORT</b>		Approved by: Technical Manager
Test Report S/N: 1C2311270068-13.BCG	Test Dates: 10/01/2023-03/29/2024	EUT Type: Tablet Device	Page 226 of 233

## 7.8 Frequency Stability / Temperature Variation

### §2.1055

#### Test Overview and Limit

Frequency stability testing is performed in accordance with the guidelines of ANSI C63.26-2015 and TIA-603-E-2016. The frequency stability of the transmitter is measured by:

- a.) **Temperature:** The temperature is varied from -30°C to +50°C in 10°C increments using an environmental chamber.
- b.) **Primary Supply Voltage:** The primary supply voltage is varied from 85% to 115% of the nominal value for non hand-carried battery and AC powered equipment. For hand-carried, battery-powered equipment, primary supply voltage is reduced to the battery operating end point which shall be specified by the manufacturer.

***For Part 96, the frequency stability shall be sufficient to ensure that the fundamental emission stays within the authorized frequency block.***

#### Test Procedure Used

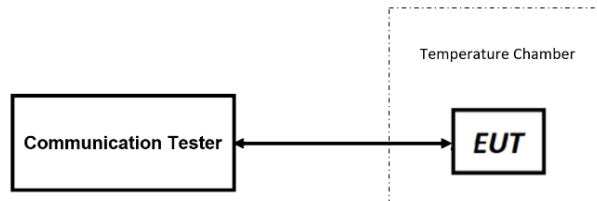
ANSI C63.26-2015

TIA-603-E-2016

#### Test Settings

1. The carrier frequency of the transmitter is measured at room temperature (20°C to provide a reference).
2. The equipment is turned on in a “standby” condition for fifteen minutes before applying power to the transmitter. Measurement of the carrier frequency of the transmitter is made within one minute after applying power to the transmitter.
3. Frequency measurements are made at 10°C intervals ranging from -30°C to +50°C. A period of at least one half-hour is provided to allow stabilization of the equipment at each temperature level.


#### Test Setup



**Figure 7-7. Test Instrument & Measurement Setup**

#### Test Notes

All ports were tested and only the worst case data were reported.

FCC ID: BCGA2837	 <b>PART 96 MEASUREMENT REPORT</b>		Approved by: Technical Manager
Test Report S/N: 1C2311270068-13.BCG	Test Dates: 10/01/2023-03/29/2024	EUT Type: Tablet Device	Page 227 of 233

V2.2 09/07/2023


## Frequency Stability / Temperature Variation

LTE Band 48				
		Operating Band Lower Boundary (GHz)	3.550	
		Ref. Voltage (VDC):	3.80	
Voltage (%)	Power (VDC)	Temp (°C)	Measured Freq. (GHz)	Freq. Delta from Operating Range (GHz)
100 %	3.80	- 30	3.55063736	-0.00063736
		- 20	3.55063762	-0.00063762
		- 10	3.55063746	-0.00063746
		0	3.55063739	-0.00063739
		+ 10	3.55063691	-0.00063691
		+ 20 (Ref)	3.55063820	-0.00063820
		+ 30	3.55063756	-0.00063756
		+ 40	3.55063771	-0.00063771
		+ 50	3.55063737	-0.00063737
Battery Endpoint	3.40	+ 20	3.55063734	-0.00063734

Table 7-50. LTE Band 48 Lower Boundary Frequency Stability Data

LTE Band 48				
		Operating Band Upper Boundary (GHz)	3.700	
		Ref. Voltage (VDC):	3.80	
Voltage (%)	Power (VDC)	Temp (°C)	Measured Freq. (GHz)	Freq. Delta from Operating Range (GHz)
100 %	3.80	- 30	3.69945351	-0.00054649
		- 20	3.69945638	-0.00054362
		- 10	3.69945688	-0.00054312
		0	3.69945724	-0.00054276
		+ 10	3.69945668	-0.00054332
		+ 20 (Ref)	3.69945679	-0.00054321
		+ 30	3.69945592	-0.00054408
		+ 40	3.69945752	-0.00054248
		+ 50	3.69945657	-0.00054343
Battery Endpoint	3.40	+ 20	3.69945693	-0.00054307

Table 7-51. LTE Band 48 Upper Boundary Frequency Stability Data

FCC ID: BCGA2837	 PART 96 MEASUREMENT REPORT	Approved by: Technical Manager
Test Report S/N: 1C2311270068-13.BCG	Test Dates: 10/01/2023-03/29/2024	EUT Type: Tablet Device
		Page 228 of 233

V2.2 09/07/2023


## Frequency Stability / Temperature Variation

NR Band n48				
Operating Band Lower Boundary (GHz)			3.550	
Ref. Voltage (VDC):			3.80	
Voltage (%)	Power (VDC)	Temp (°C)	Measured Freq. (GHz)	Freq. Delta from Operating Range (GHz)
100 %	3.80	- 30	3.550486577	-0.0004866
		- 20	3.550485288	-0.0004853
		- 10	3.550487764	-0.0004878
		0	3.550486891	-0.0004869
		+ 10	3.550487981	-0.0004880
		+ 20 (Ref)	3.550490112	-0.0004901
		+ 30	3.550486835	-0.0004868
		+ 40	3.550487641	-0.0004876
		+ 50	3.550488799	-0.0004888
Battery Endpoint	3.40	+ 20	3.550489756	-0.0004898

Table 7-52. NR Band n48 Lower Boundary Frequency Stability Data

NR Band n48				
Operating Band Upper Boundary (GHz)			3.700	
Ref. Voltage (VDC):			3.80	
Voltage (%)	Power (VDC)	Temp (°C)	Measured Freq. (GHz)	Freq. Delta from Operating Range (GHz)
100 %	3.80	- 30	3.699755362	-0.000245
		- 20	3.699752147	-0.000248
		- 10	3.699752587	-0.000247
		0	3.699755642	-0.000244
		+ 10	3.699759731	-0.000240
		+ 20 (Ref)	3.699758822	-0.000241
		+ 30	3.699756931	-0.000243
		+ 40	3.699755545	-0.000244
		+ 50	3.699723220	-0.000277
Battery Endpoint	3.40	+ 20	3.699753771	-0.000246

Table 7-53. NR Band n48 Upper Boundary Frequency Stability Data

FCC ID: BCGA2837	 PART 96 MEASUREMENT REPORT	Approved by: Technical Manager
Test Report S/N: 1C2311270068-13.BCG	Test Dates: 10/01/2023-03/29/2024	EUT Type: Tablet Device
		Page 229 of 233

**7.9 End User Device Additional Requirement (CBSD Protocol)**  
**§96.47**

**Test Overview and Limit**

End user device additional requirements (CBSD Protocol) are tested per the test procedures listed below. During testing, the EUT is connected to a certified CBSDs (AirSpan FCC ID(s): PIDAV1901 and PIDAV1500) as a companion device to show compliance with Part 96.47.

***End User Devices may operate only if they can positively receive and decode an authorization signal transmitted by a CBSD, including the frequencies and power limits for their operation.***

***An End User Device must discontinue operations, change frequencies, or change its operational power level within 10 seconds of receiving instructions from its associated CBSD.***

**Test Procedure Used**

KDB 940660 D01 v03

WINNF-TS-0122 v1.0.2


**Test Setup/Method**

The EUT was connected via an RF cable to a certified CBSD and spectrum analyzer. The following procedure is performed by applying WINNF-TS-0122 CBRS CBSD Test Specification.

1. Run#1:
  - a. Setup WINNF.PT.C.HBT.1 with 3615MHz – 3635MHz.
  - b. Enable AP service from Ruckus Cloud management.
  - c. Check EUT Tx frequency.
  - d. Disable AP service from Ruckus Cloud management and check EUT stop transmission within 10s.
2. Run#2:
  - a. Setup WINNF.PT.C.HBT.1 with 3645MHz – 3665MHz.
  - b. Enable AP service from Ruckus Cloud management.
  - c. Check EUT Tx frequency.
  - d. Disable AP service from Ruckus Cloud management and check EUT stop transmission within 10s.

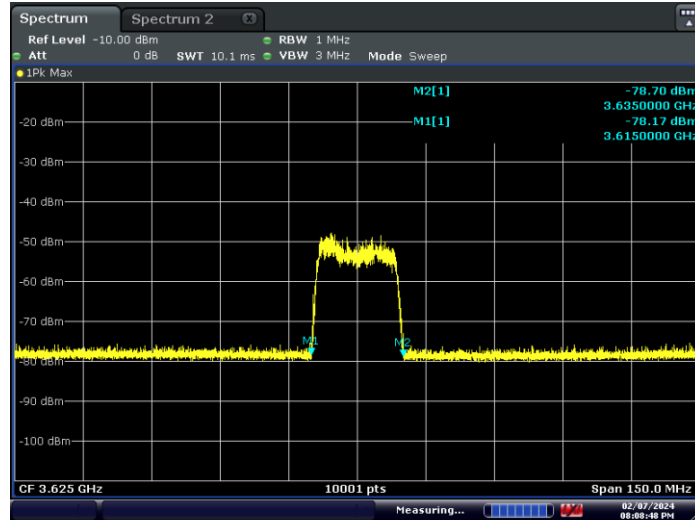
**Test Notes**

The EUT is an End User Device.

FCC ID: BCGA2837	 <b>PART 96 MEASUREMENT REPORT</b>		Approved by: Technical Manager
Test Report S/N: 1C2311270068-13.BCG	Test Dates: 10/01/2023-03/29/2024	EUT Type: Tablet Device	Page 230 of 233

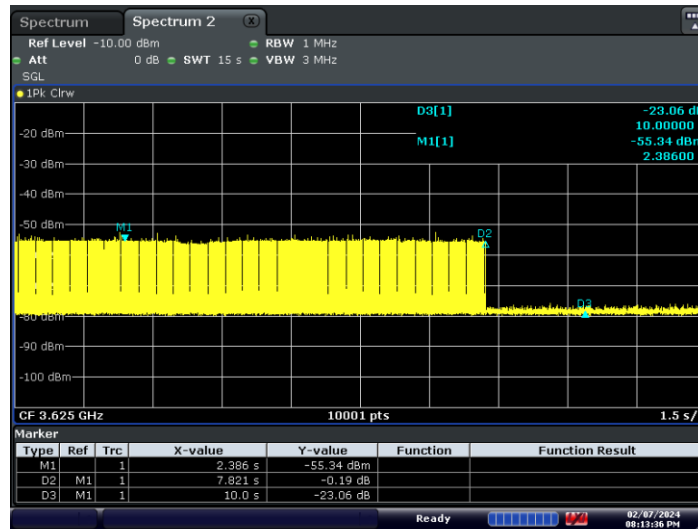
### Run#1 LTE-B48:

- Tx Frequency Set: 3615 – 3635MHz
- MaxEIRP Set: 10dBm/MHz



Peak

Plot 7-358. Run#1 End User Device Frequency of Operations




Peak

Plot 7-359. Run#1 End User Device Discontinues Operations within 10s

### Note:

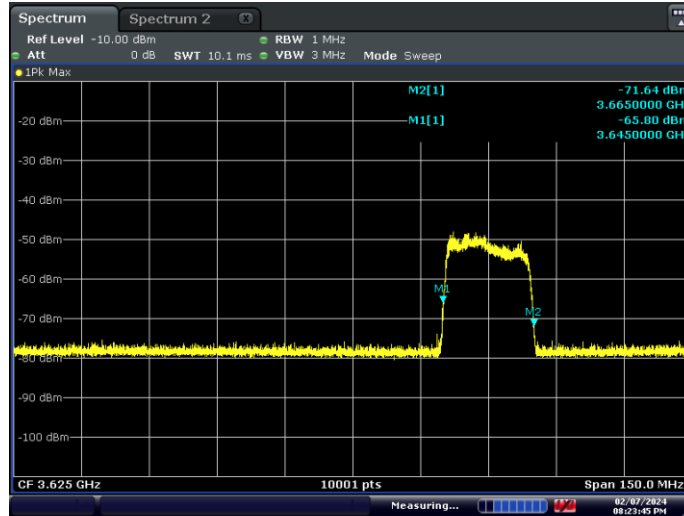
- Marker 1: CBSD sends instructions to discontinue LTE operations.
- Marker 2: EUT discontinues operation.
- Marker 3: 10 seconds elapsed time from CBSD sending instructions to EUT.

FCC ID: BCGA2837	 PART 96 MEASUREMENT REPORT	Approved by: Technical Manager
Test Report S/N: 1C2311270068-13.BCG	Test Dates: 10/01/2023-03/29/2024	EUT Type: Tablet Device
		Page 231 of 233

V2.2 09/07/2023

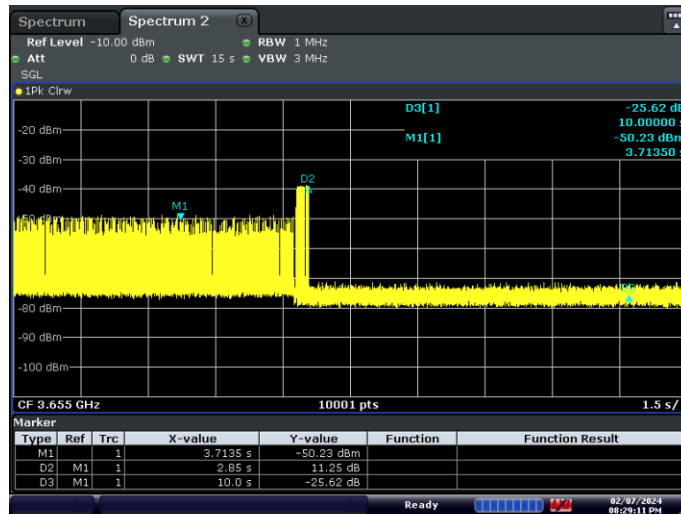
**Run#2 FR1-n48:**

- Tx Frequency Set: 3645 – 3665MHz
- MaxEIRP Set: 10dBm/MHz



Peak

**Plot 7-360. Run#2 End User Device Frequency of Operations**



Peak

**Plot 7-361. Run#2 End User Device Discontinues Operations within 10s**

**Note:**


- Marker 1: CBSD sends instructions to discontinue FR1 operations.
- Marker 2: EUT discontinues operation.
- Marker 3: 10 seconds elapsed time from CBSD sending instructions to EUT.

FCC ID: BCGA2837	PART 96 MEASUREMENT REPORT	Approved by: Technical Manager
Test Report S/N: 1C2311270068-13.BCG	Test Dates: 10/01/2023-03/29/2024	EUT Type: Tablet Device
		Page 232 of 233



## 8.0 CONCLUSION

The data collected relate only to the item(s) tested and show that the Apple **Tablet Devices FCC ID: BCGA2837** complies with all the End User Device requirements of Part 96 of the FCC Rules.

<b>FCC ID:</b> BCGA2837	 <b>PART 96 MEASUREMENT REPORT</b>		<b>Approved by:</b> Technical Manager
<b>Test Report S/N:</b> 1C2311270068-13.BCG	<b>Test Dates:</b> 10/01/2023-03/29/2024	<b>EUT Type:</b> Tablet Device	Page 233 of 233

V2.2 09/07/2023