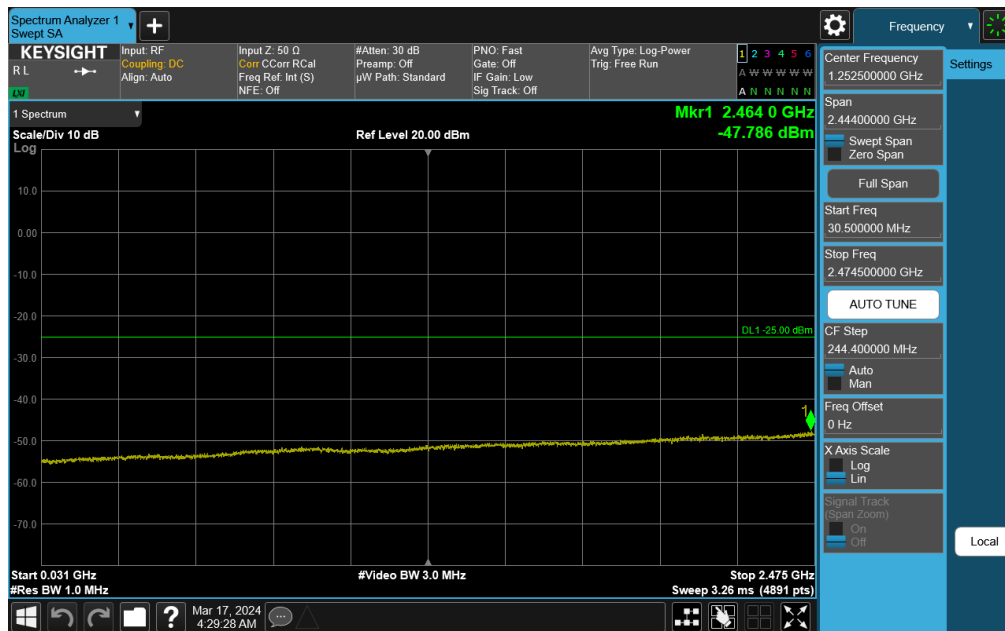
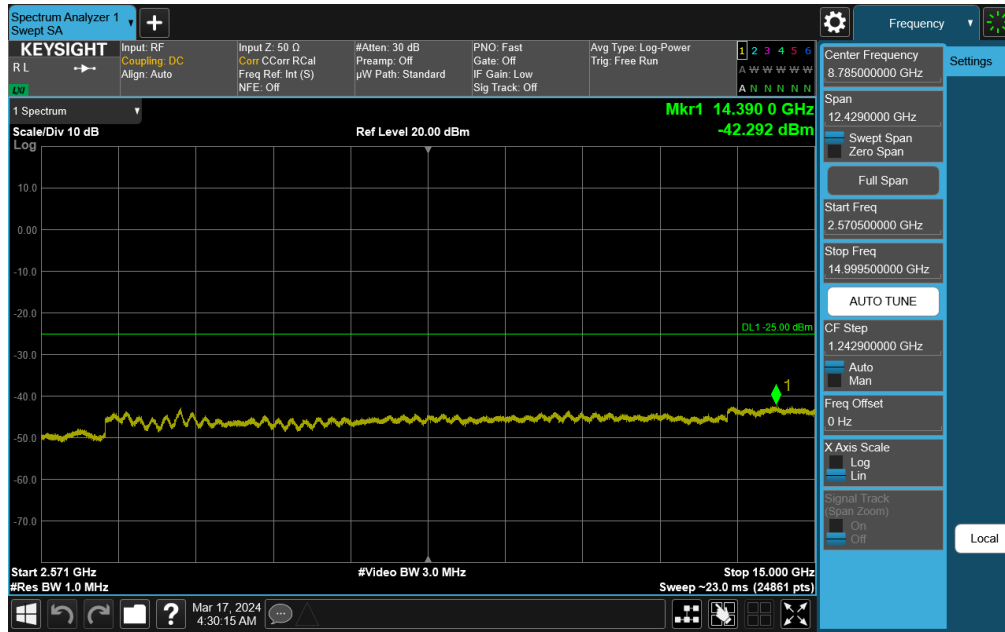


Plot 7-192. Conducted Spurious Plot (NR Band n7 - 40MHz QPSK – RB Size 1, RB Offset 0 – Low Channel)

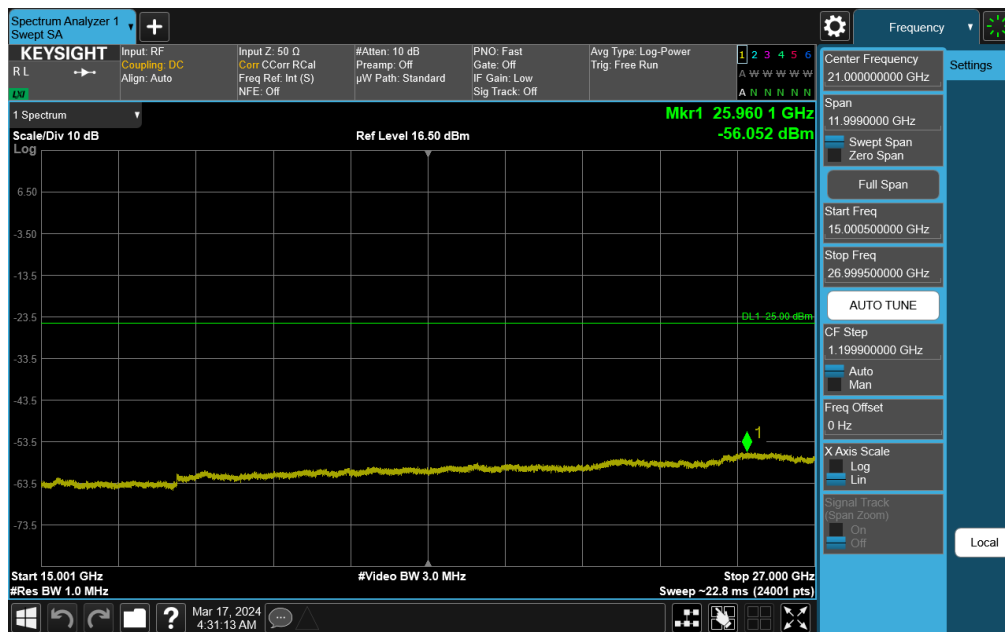


Plot 7-193. Conducted Spurious Plot (NR Band n7 - 40MHz QPSK – RB Size 1, RB Offset 0 – Mid Channel)

FCC ID: BCGA2837	PART 27 MEASUREMENT REPORT		Approved by: Technical Manager
Test Report S/N: 1C2311270068-10-R1.BCG	Test Dates: 10/1/2023 - 04/03/2024	EUT Type: Tablet Device	Page 118 of 569

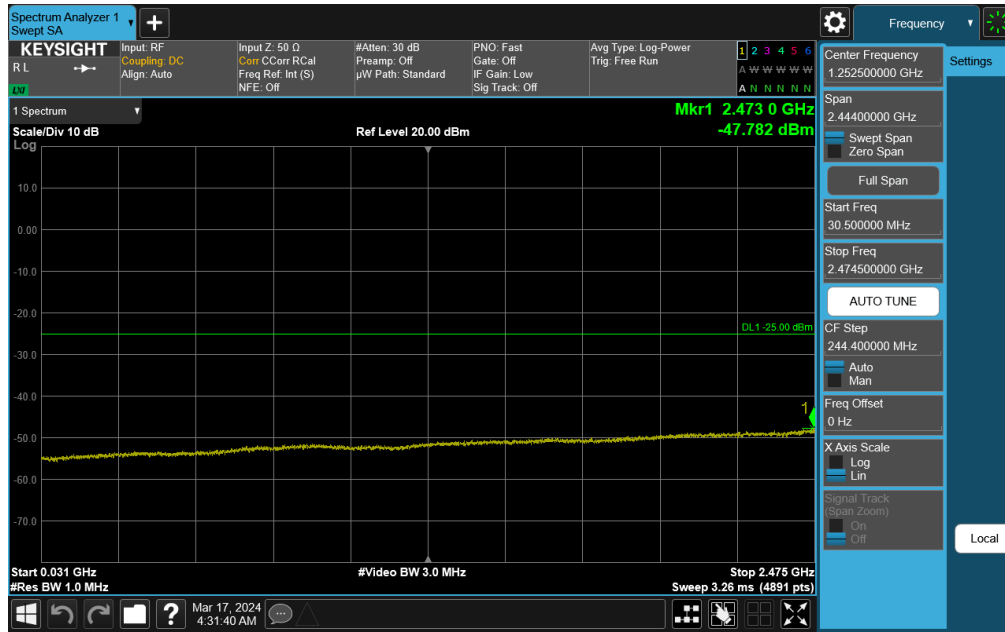


Plot 7-194. Conducted Spurious Plot (NR Band n7 - 40MHz QPSK – RB Size 1, RB Offset 0 – Mid Channel)

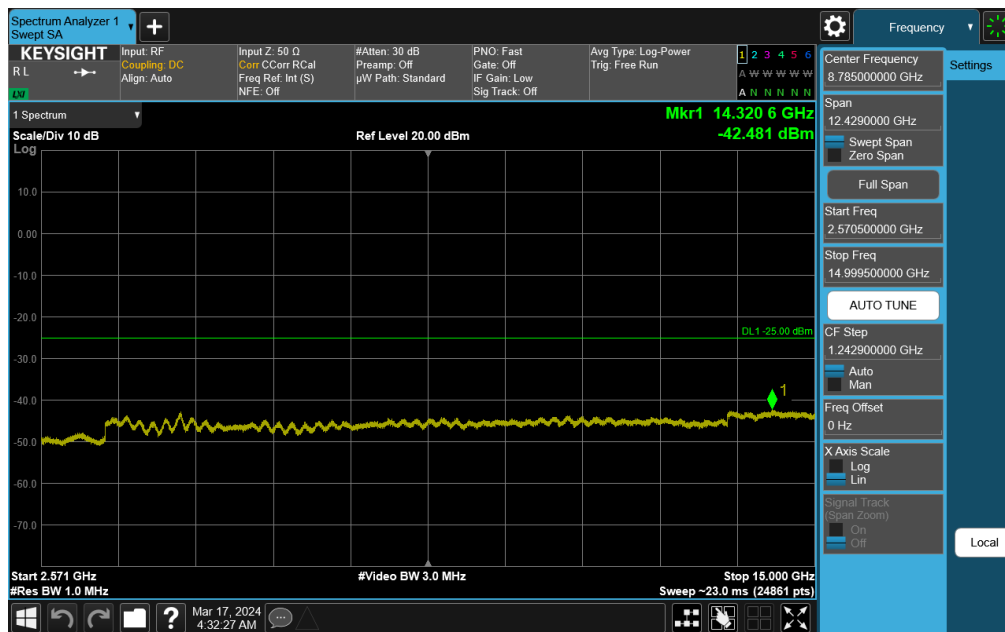


Plot 7-195. Conducted Spurious Plot (NR Band n7 - 40MHz QPSK – RB Size 1, RB Offset 0 – Mid Channel)

FCC ID: BCGA2837	PART 27 MEASUREMENT REPORT		Approved by: Technical Manager
Test Report S/N: 1C2311270068-10-R1.BCG	Test Dates: 10/1/2023 - 04/03/2024	EUT Type: Tablet Device	Page 119 of 569

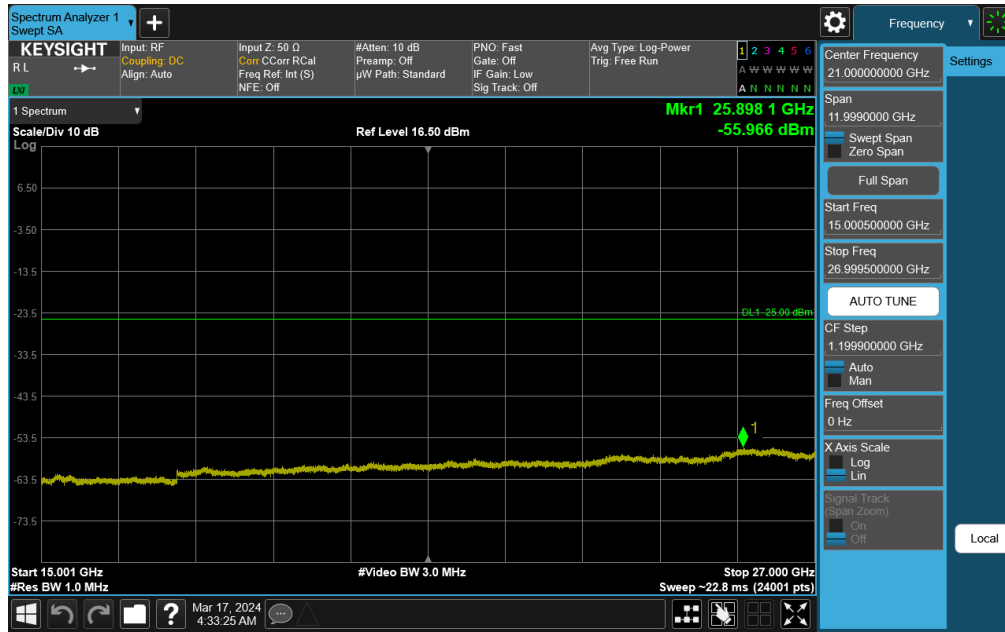


Plot 7-196. Conducted Spurious Plot (NR Band n7 - 40MHz QPSK – RB Size 1, RB Offset 0 – High Channel)



Plot 7-197. Conducted Spurious Plot (NR Band n7 - 40MHz QPSK – RB Size 1, RB Offset 0 – High Channel)

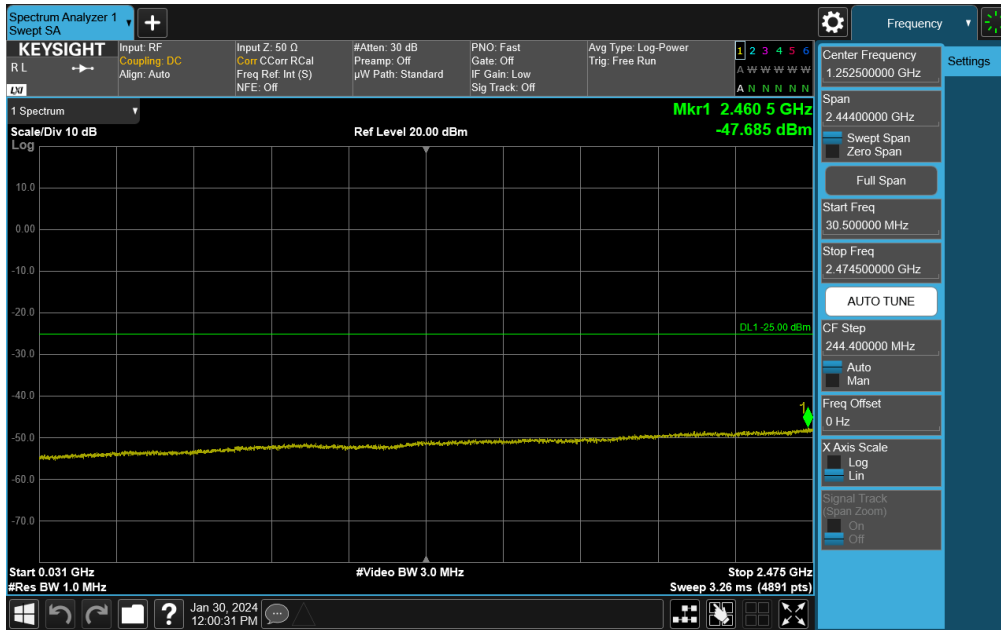
FCC ID: BCGA2837	PART 27 MEASUREMENT REPORT		Approved by: Technical Manager
Test Report S/N: 1C2311270068-10-R1.BCG	Test Dates: 10/1/2023 - 04/03/2024	EUT Type: Tablet Device	Page 120 of 569



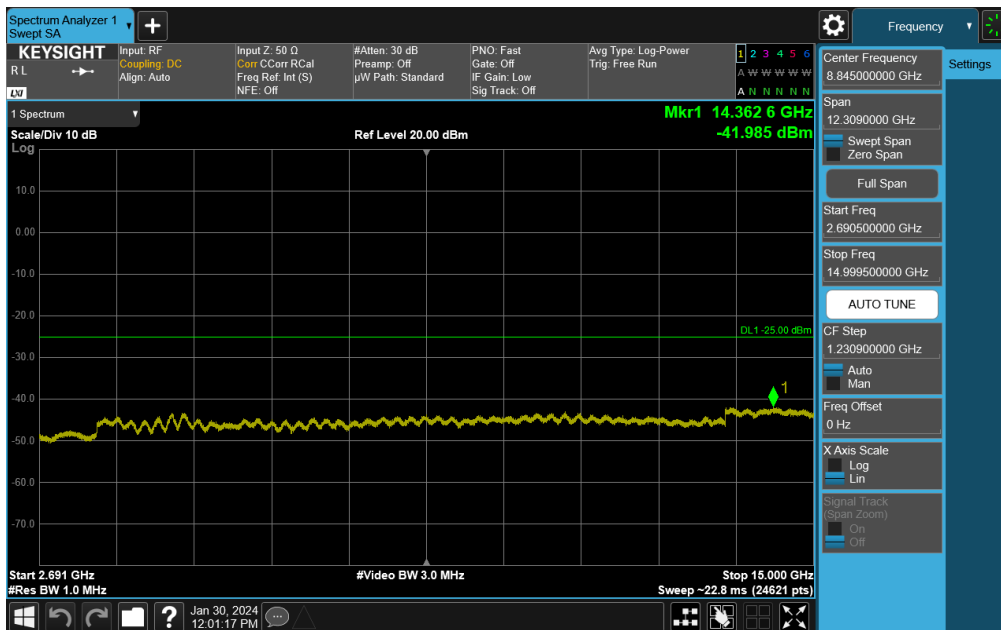
Plot 7-198. Conducted Spurious Plot (NR Band n7 - 40MHz QPSK – RB Size 1, RB Offset 0 – High Channel)

FCC ID: BCGA2837	PART 27 MEASUREMENT REPORT		Approved by: Technical Manager
Test Report S/N: 1C2311270068-10-R1.BCG	Test Dates: 10/1/2023 - 04/03/2024	EUT Type: Tablet Device	Page 121 of 569

NR Band n41

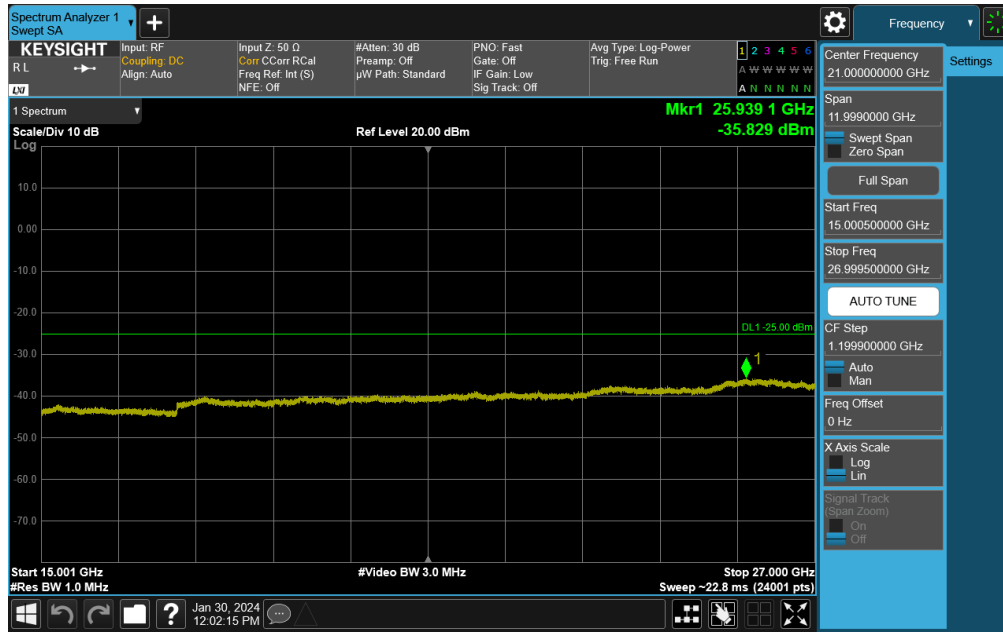


Plot 7-199. Conducted Spurious Plot (NR Band n41 - 100MHz QPSK – RB Size 1, RB Offset 0 – Low Channel)

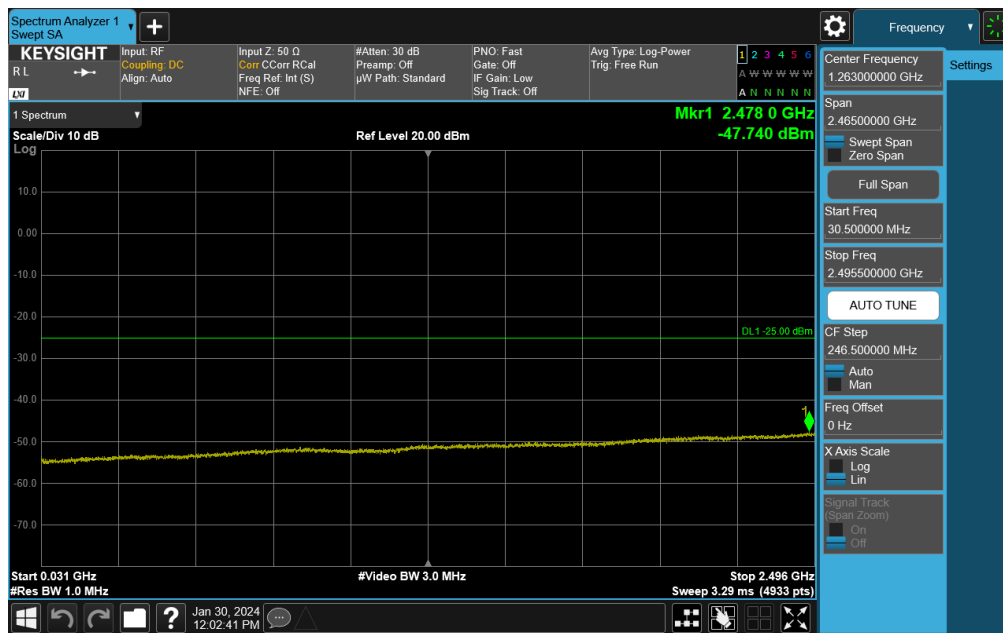


Plot 7-200. Conducted Spurious Plot (NR Band n41 - 100MHz QPSK – RB Size 1, RB Offset 0 – Low Channel)

FCC ID: BCGA2837	PART 27 MEASUREMENT REPORT		Approved by: Technical Manager
Test Report S/N: 1C2311270068-10-R1.BCG	Test Dates: 10/1/2023 - 04/03/2024	EUT Type: Tablet Device	Page 122 of 569

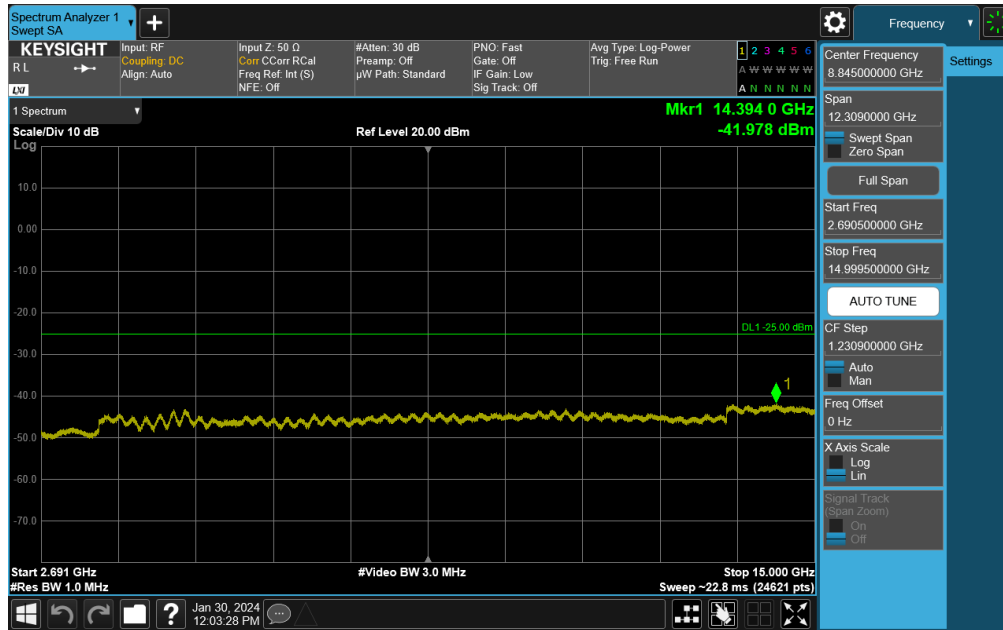


Plot 7-201. Conducted Spurious Plot (NR Band n41 - 100MHz QPSK – RB Size 1, RB Offset 0 – Low Channel)

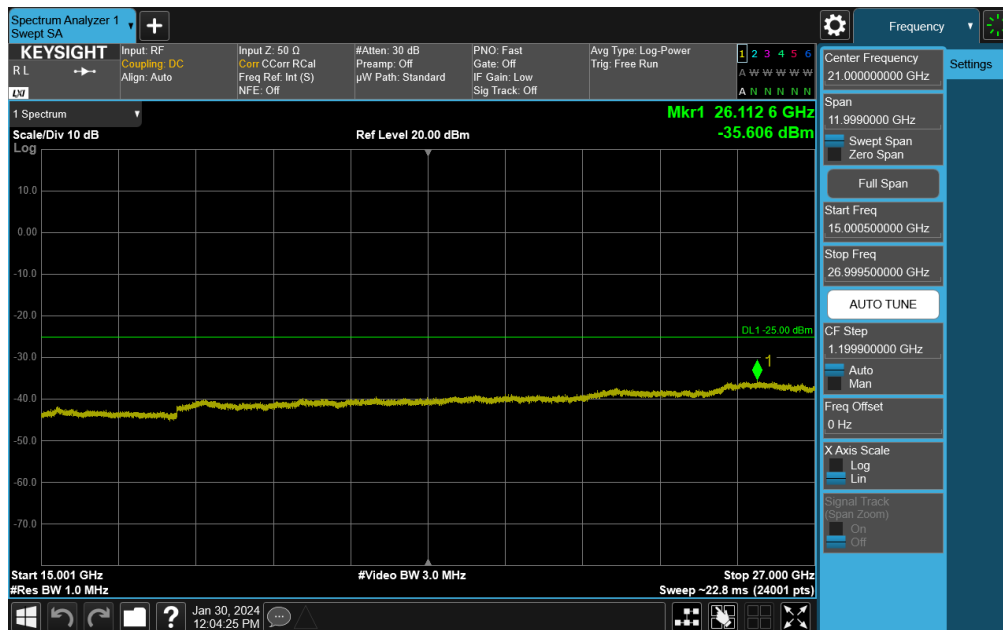


Plot 7-202. Conducted Spurious Plot (NR Band n41 - 100MHz QPSK – RB Size 1, RB Offset 0 – Mid Channel)

FCC ID: BCGA2837	PART 27 MEASUREMENT REPORT		Approved by: Technical Manager
Test Report S/N: 1C2311270068-10-R1.BCG	Test Dates: 10/1/2023 - 04/03/2024	EUT Type: Tablet Device	Page 123 of 569

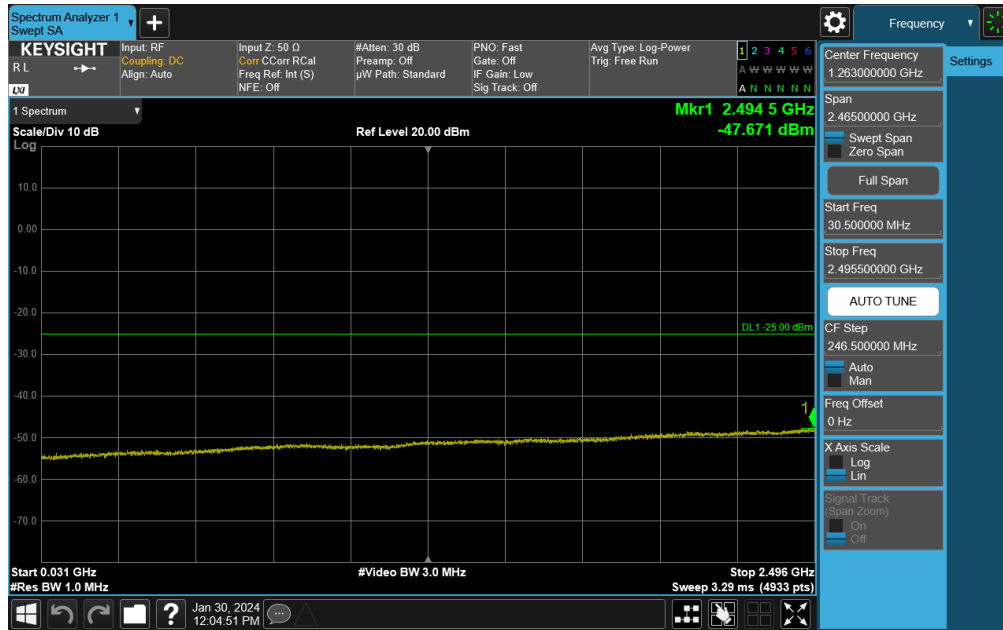


Plot 7-203. Conducted Spurious Plot (NR Band n41 - 100MHz QPSK – RB Size 1, RB Offset 0 – Mid Channel)

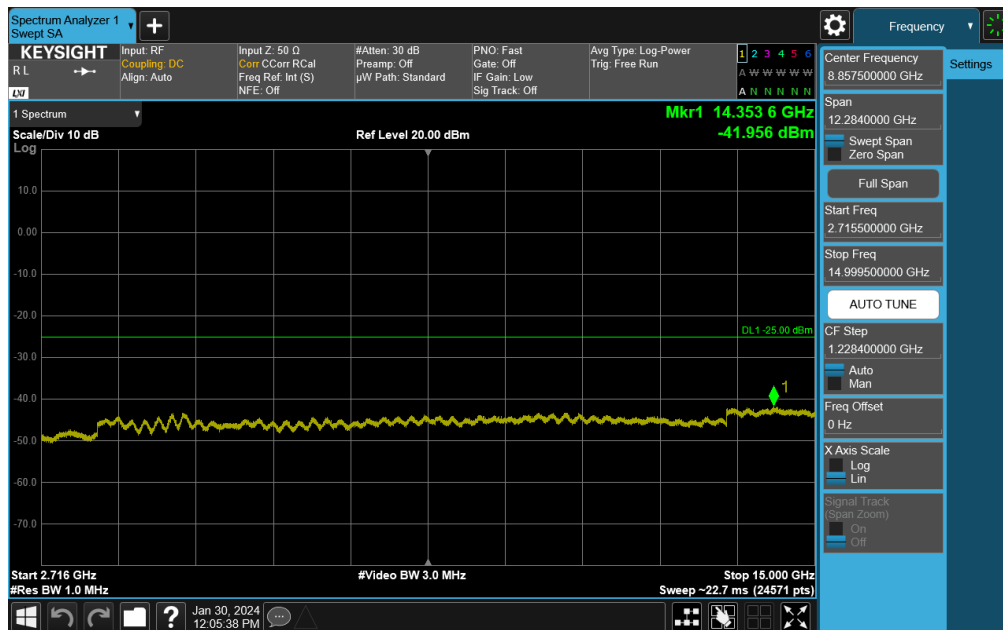


Plot 7-204. Conducted Spurious Plot (NR Band n41 - 100MHz QPSK – RB Size 1, RB Offset 0 – Mid Channel)

FCC ID: BCGA2837	PART 27 MEASUREMENT REPORT		Approved by: Technical Manager
Test Report S/N: 1C2311270068-10-R1.BCG	Test Dates: 10/1/2023 - 04/03/2024	EUT Type: Tablet Device	Page 124 of 569

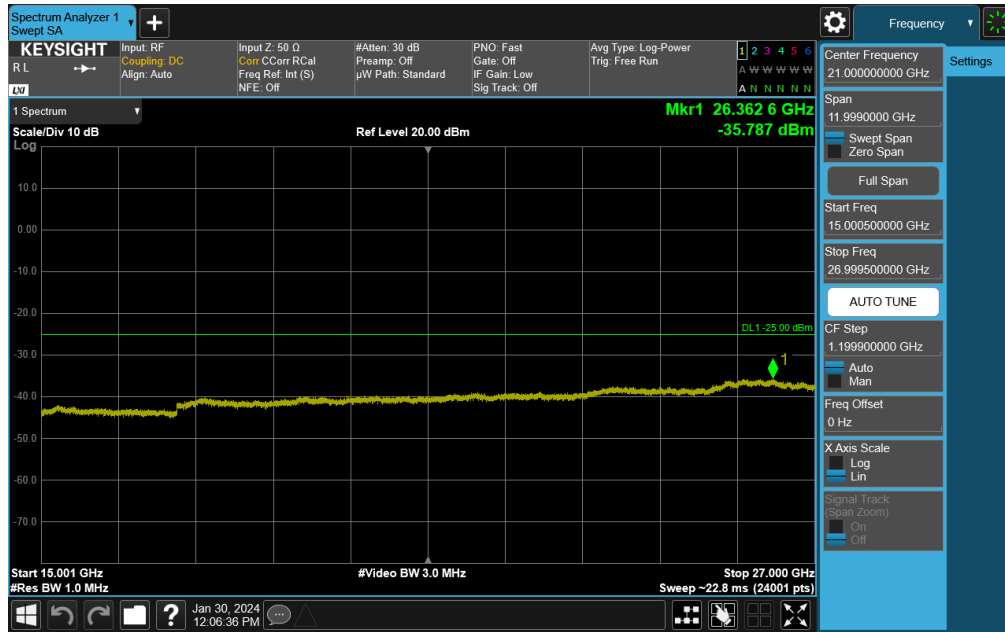


Plot 7-205. Conducted Spurious Plot (NR Band n41 - 100MHz QPSK – RB Size 1, RB Offset 0 – High Channel)



Plot 7-206. Conducted Spurious Plot (NR Band n41 - 100MHz QPSK – RB Size 1, RB Offset 0 – High Channel)

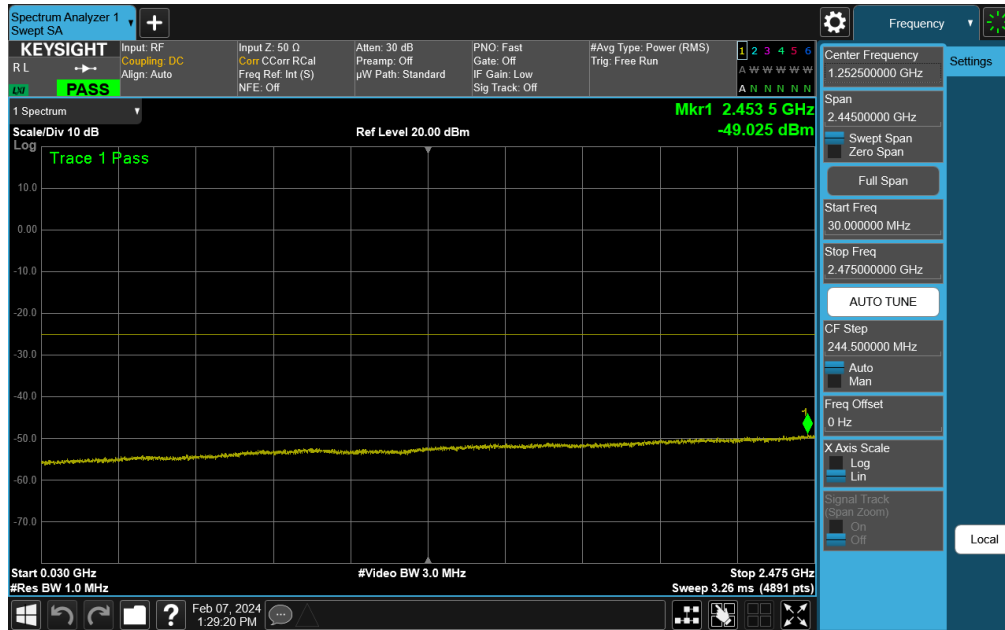
FCC ID: BCGA2837	PART 27 MEASUREMENT REPORT		Approved by: Technical Manager
Test Report S/N: 1C2311270068-10-R1.BCG	Test Dates: 10/1/2023 - 04/03/2024	EUT Type: Tablet Device	Page 125 of 569



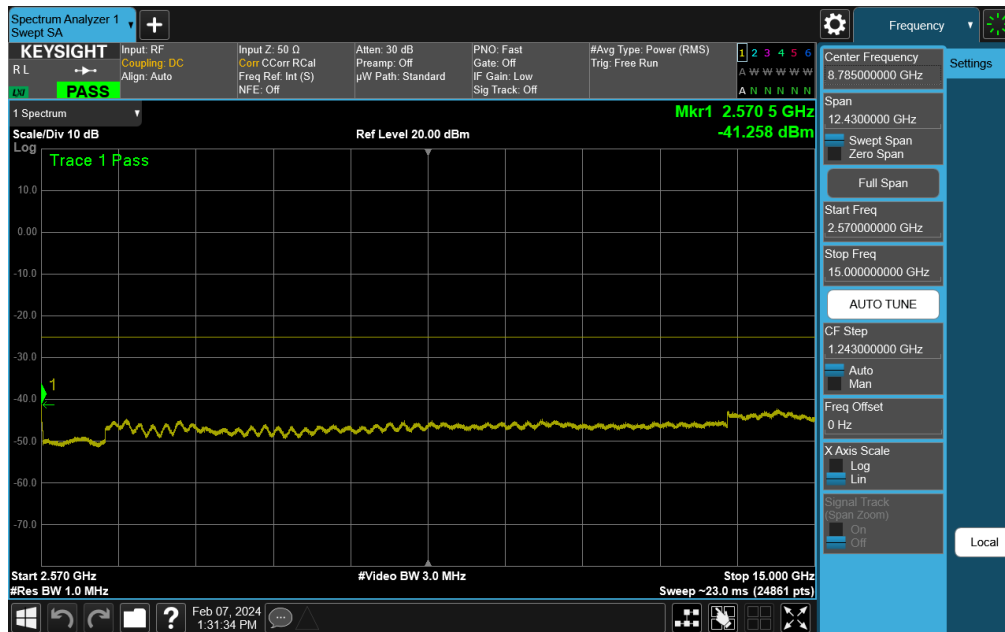
Plot 7-207. Conducted Spurious Plot (NR Band n41 - 100MHz QPSK – RB Size 1, RB Offset 0 – High Channel)

FCC ID: BCGA2837	PART 27 MEASUREMENT REPORT		Approved by: Technical Manager
Test Report S/N: 1C2311270068-10-R1.BCG	Test Dates: 10/1/2023 - 04/03/2024	EUT Type: Tablet Device	Page 126 of 569

ULCA - LTE Band 7

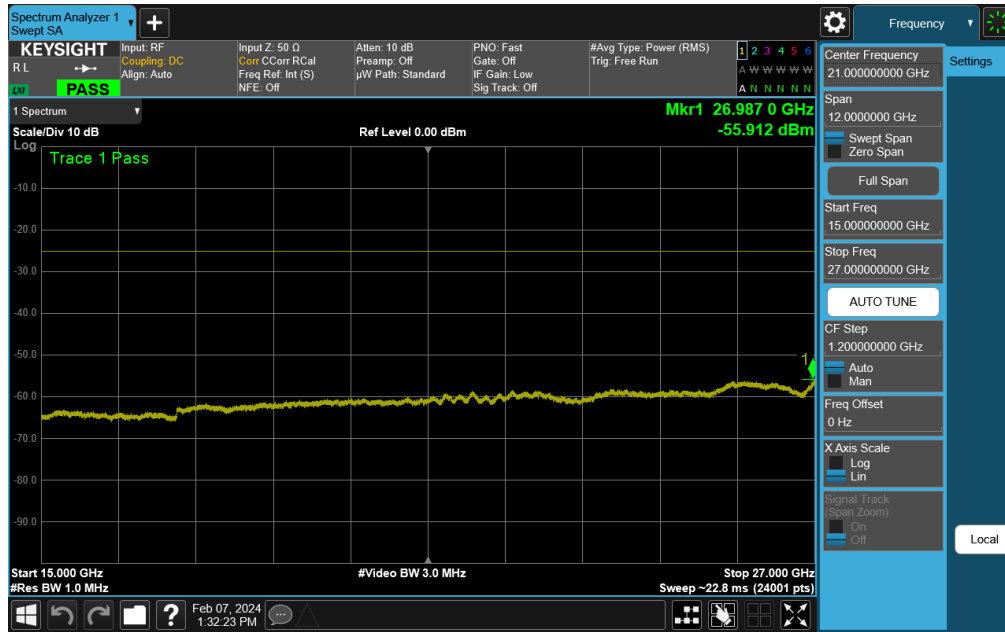


Plot 7-208. Conducted Spurious Plot (ULCA LTE Band 7 – (20+20)MHz QPSK – RB Size 1, RB Offset 0 – Low Channel)

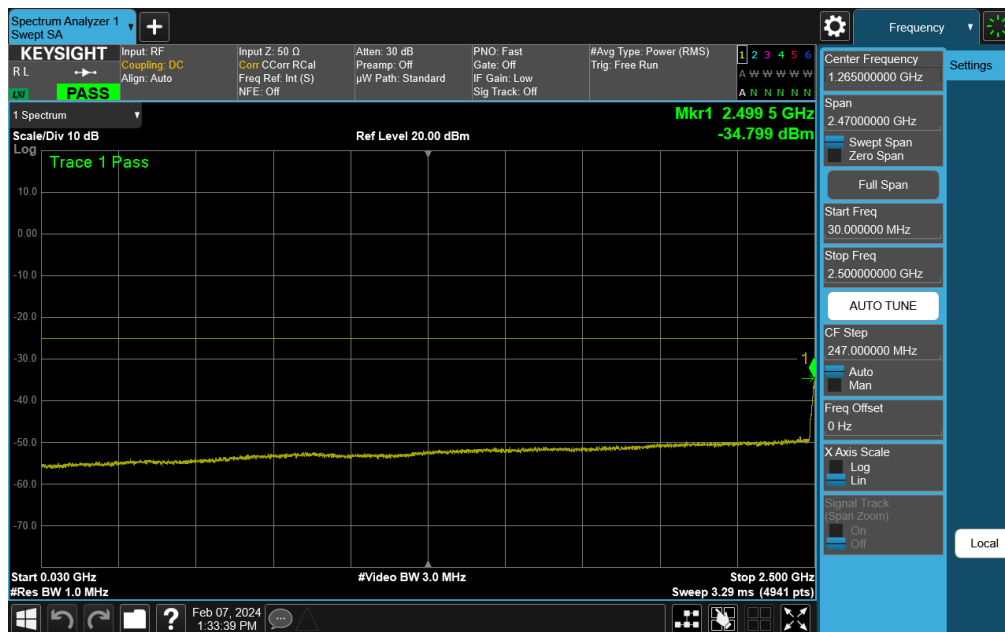


Plot 7-209. Conducted Spurious Plot (ULCA LTE Band 7 – (20+20)MHz QPSK – RB Size 1, RB Offset 0 – Low Channel)

FCC ID: BCGA2837	PART 27 MEASUREMENT REPORT		Approved by: Technical Manager
Test Report S/N: 1C2311270068-10-R1.BCG	Test Dates: 10/1/2023 - 04/03/2024	EUT Type: Tablet Device	Page 127 of 569

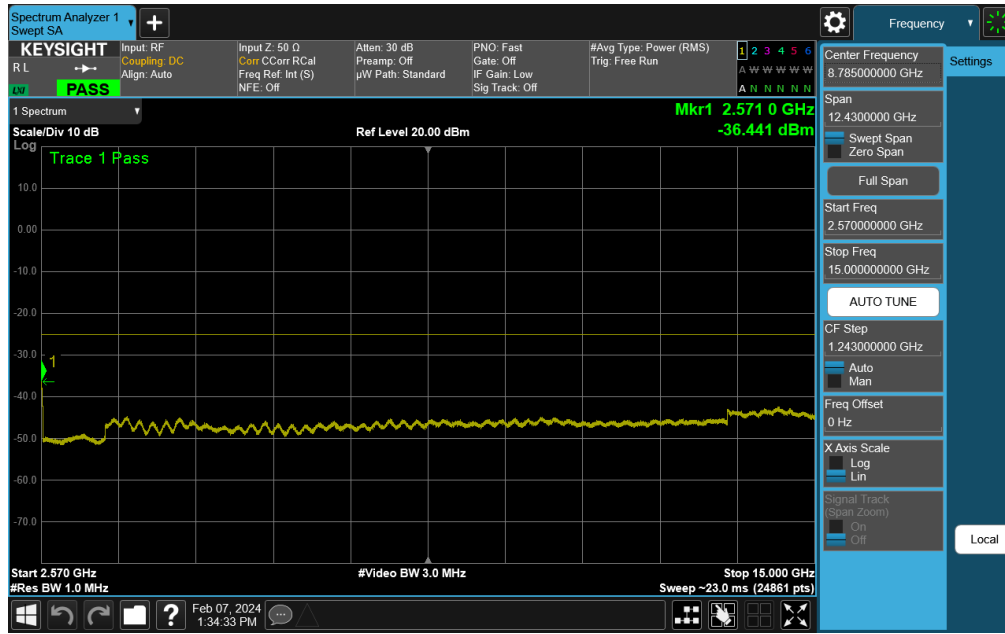


Plot 7-210. Conducted Spurious Plot (ULCA LTE Band 7 – (20+20)MHz QPSK – RB Size 1, RB Offset 0 – Low Channel)

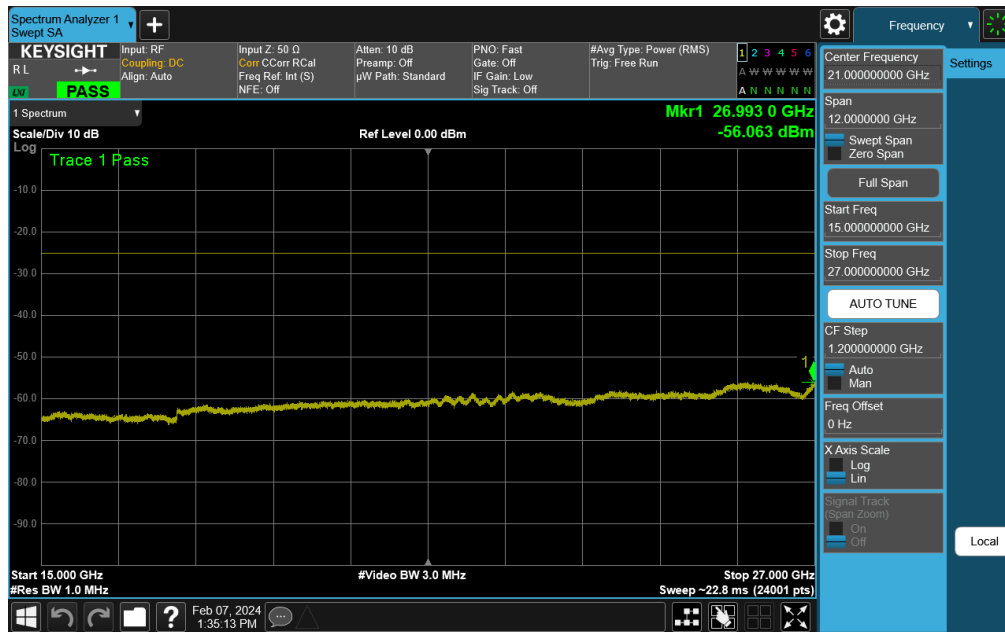


Plot 7-211. Conducted Spurious Plot (ULCA LTE Band 7 – (20+20)MHz QPSK – RB Size 1, RB Offset 0 – Mid Channel)

FCC ID: BCGA2837	PART 27 MEASUREMENT REPORT		Approved by: Technical Manager
Test Report S/N: 1C2311270068-10-R1.BCG	Test Dates: 10/1/2023 - 04/03/2024	EUT Type: Tablet Device	Page 128 of 569

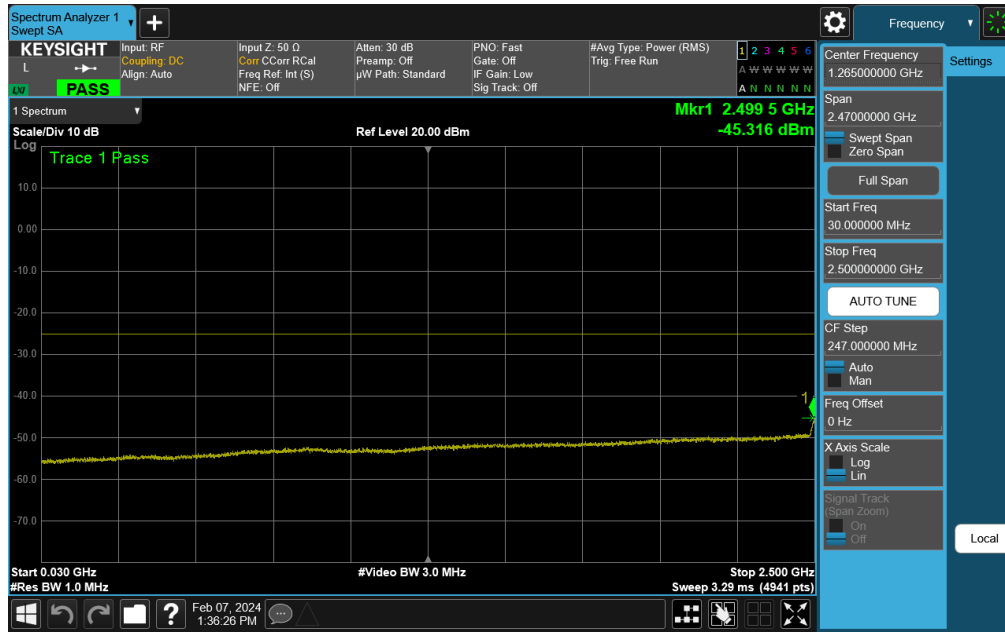


Plot 7-212. Conducted Spurious Plot (ULCA LTE Band 7 – (20+20)MHz QPSK – RB Size 1, RB Offset 0 – Mid Channel)

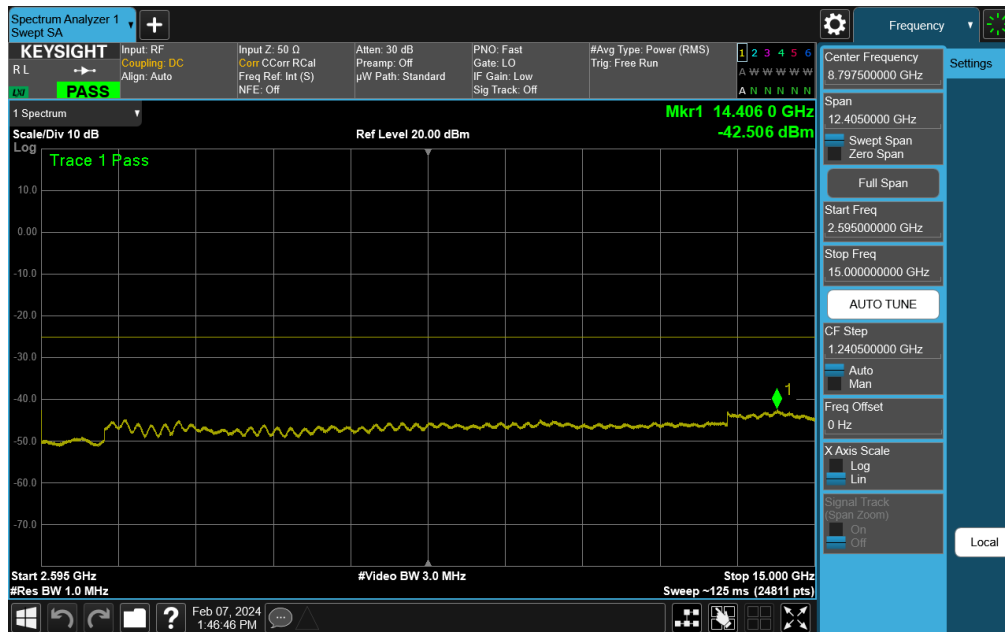


Plot 7-213. Conducted Spurious Plot (ULCA LTE Band 7 – (20+20)MHz QPSK – RB Size 1, RB Offset 0 – Mid Channel)

FCC ID: BCGA2837	PART 27 MEASUREMENT REPORT		Approved by: Technical Manager
Test Report S/N: 1C2311270068-10-R1.BCG	Test Dates: 10/1/2023 - 04/03/2024	EUT Type: Tablet Device	Page 129 of 569

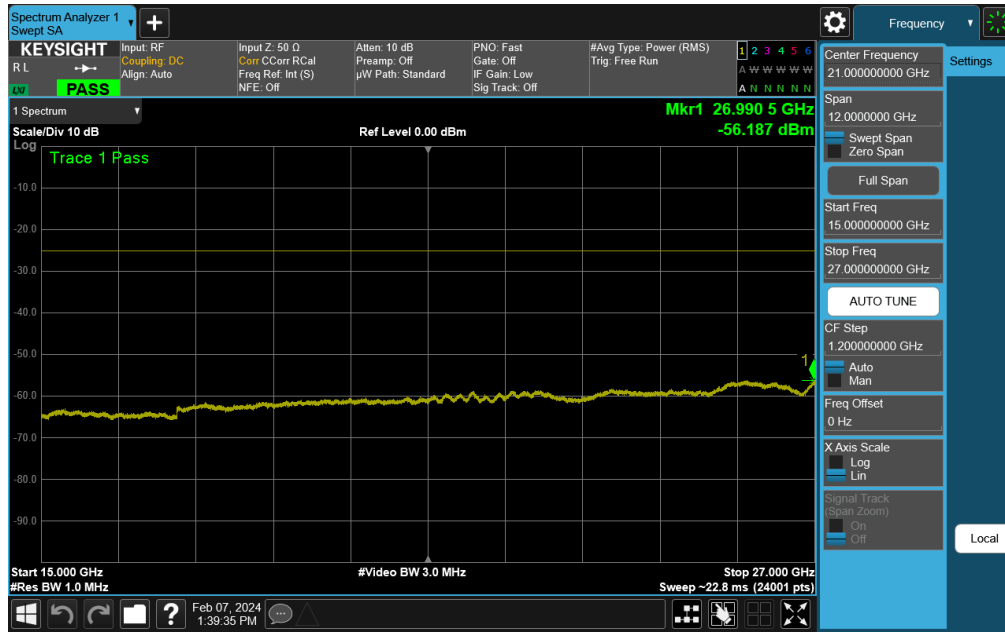


Plot 7-214. Conducted Spurious Plot (ULCA LTE Band 7 – (20+20)MHz QPSK – RB Size 1, RB Offset 0 – High Channel)



Plot 7-215. Conducted Spurious Plot (ULCA LTE Band 7 – (20+20)MHz QPSK – RB Size 1, RB Offset 0 – High Channel)

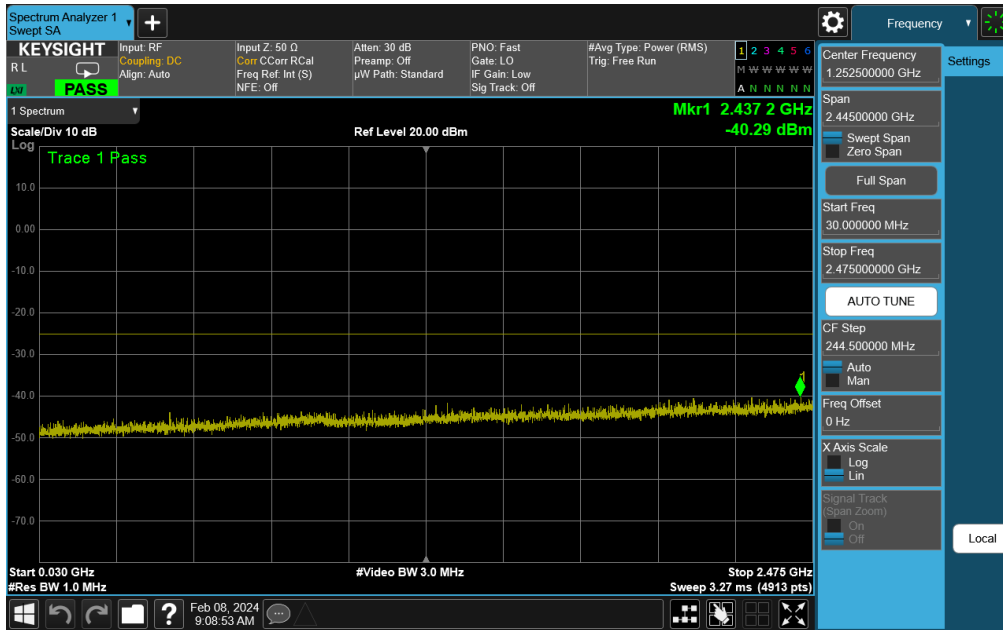
FCC ID: BCGA2837	PART 27 MEASUREMENT REPORT		Approved by: Technical Manager
Test Report S/N: 1C2311270068-10-R1.BCG	Test Dates: 10/1/2023 - 04/03/2024	EUT Type: Tablet Device	Page 130 of 569



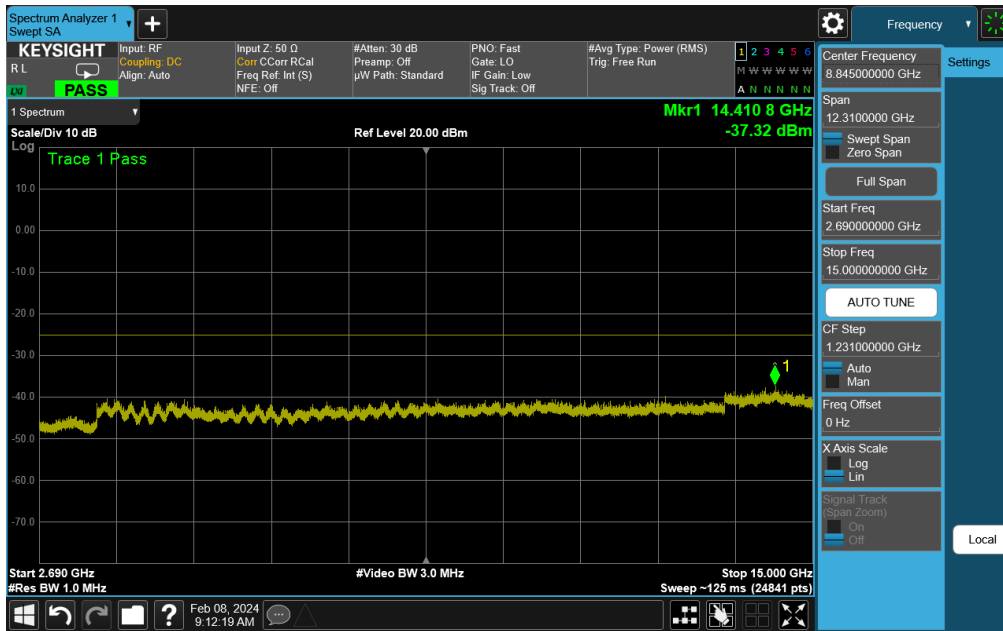
Plot 7-216. Conducted Spurious Plot (ULCA LTE Band 7 – (20+20)MHz QPSK – RB Size 1, RB Offset 0 – High Channel)

FCC ID: BCGA2837	PART 27 MEASUREMENT REPORT		Approved by: Technical Manager
Test Report S/N: 1C2311270068-10-R1.BCG	Test Dates: 10/1/2023 - 04/03/2024	EUT Type: Tablet Device	Page 131 of 569

ULCA - LTE Band 41

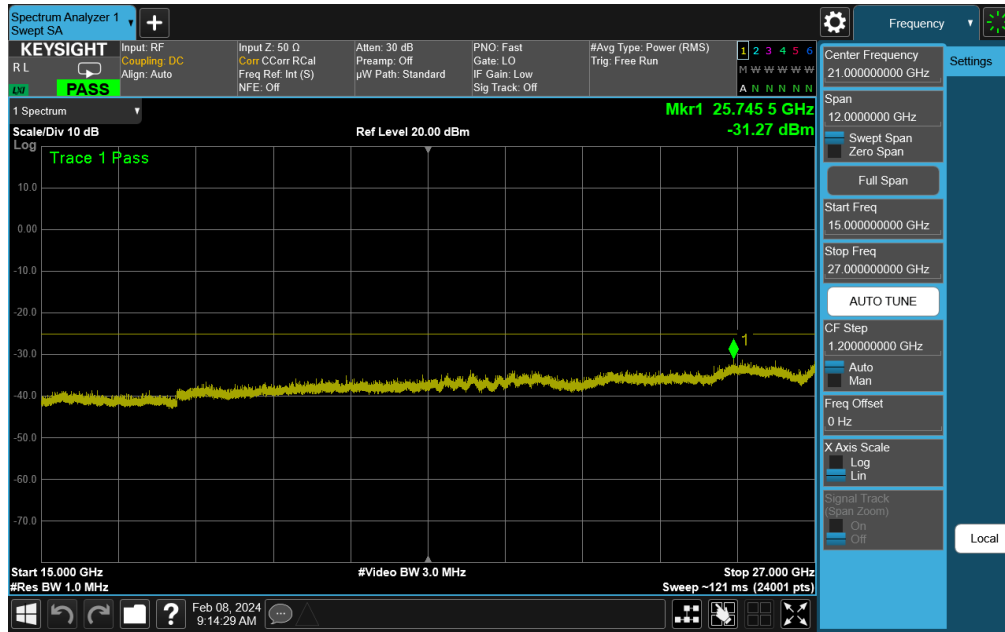


Plot 7-217. Conducted Spurious Plot (ULCA LTE Band 41 – (20+20)MHz QPSK – RB Size 1, RB Offset 0 – Low Channel)

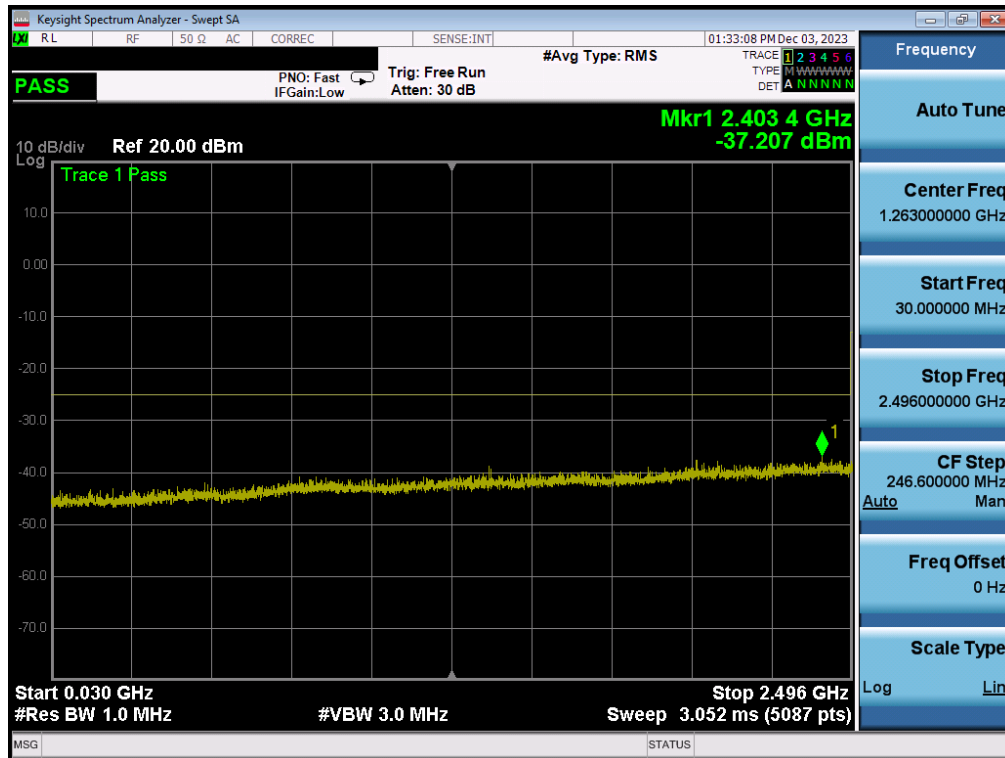


Plot 7-218. Conducted Spurious Plot (ULCA LTE Band 41 – (20+20)MHz QPSK – RB Size 1, RB Offset 0 – Low Channel)

FCC ID: BCGA2837	PART 27 MEASUREMENT REPORT		Approved by: Technical Manager
Test Report S/N: 1C2311270068-10-R1.BCG	Test Dates: 10/1/2023 - 04/03/2024	EUT Type: Tablet Device	Page 132 of 569

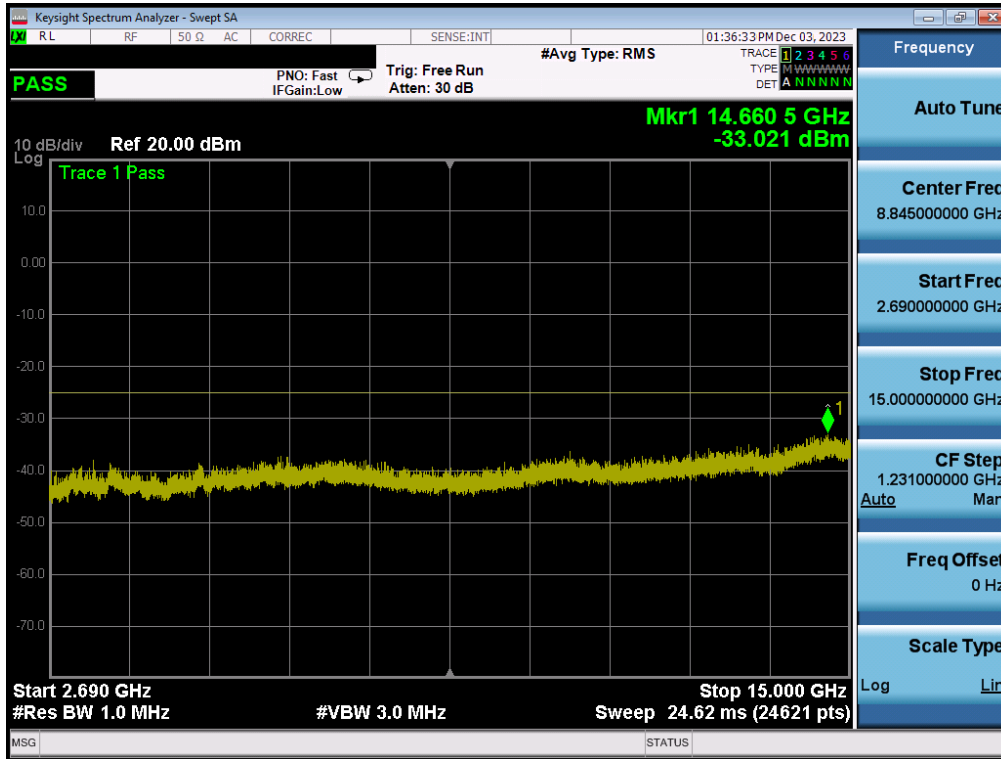


Plot 7-219. Conducted Spurious Plot (ULCA LTE Band 41 – (20+20)MHz QPSK – RB Size 1, RB Offset 0 – Low Channel)

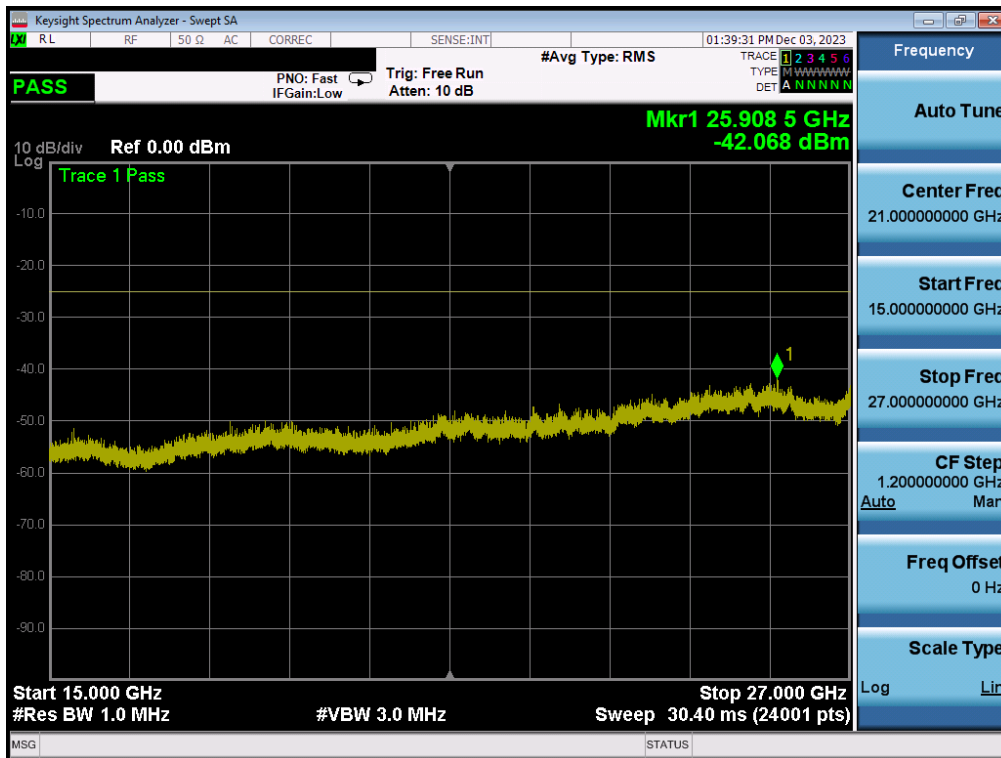


Plot 7-220. Conducted Spurious Plot (ULCA LTE Band 41 – (20+20)MHz QPSK – RB Size 1, RB Offset 0 – Mid Channel)

FCC ID: BCGA2837	PART 27 MEASUREMENT REPORT		Approved by: Technical Manager
Test Report S/N: 1C2311270068-10-R1.BCG	Test Dates: 10/1/2023 - 04/03/2024	EUT Type: Tablet Device	Page 133 of 569

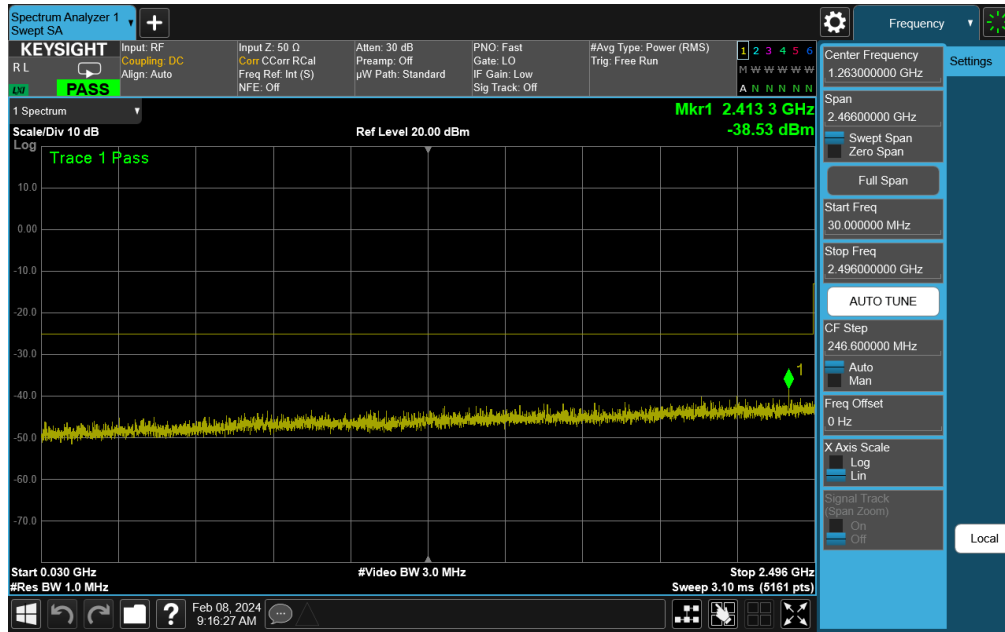


Plot 7-221. Conducted Spurious Plot (ULCA LTE Band 41 – (20+20)MHz QPSK – RB Size 1, RB Offset 0 – Mid Channel)

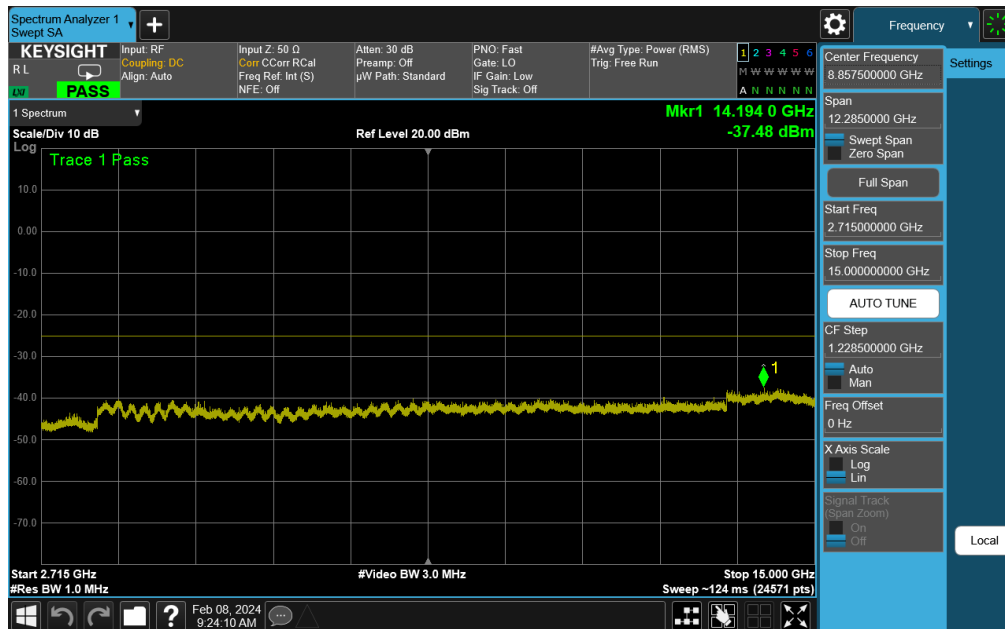


Plot 7-222. Conducted Spurious Plot (ULCA LTE Band 41 – (20+20)MHz QPSK – RB Size 1, RB Offset 0 – Mid Channel)

FCC ID: BCGA2837	PART 27 MEASUREMENT REPORT	Approved by: Technical Manager
Test Report S/N: 1C2311270068-10-R1.BCG	Test Dates: 10/1/2023 - 04/03/2024	EUT Type: Tablet Device
		Page 134 of 569

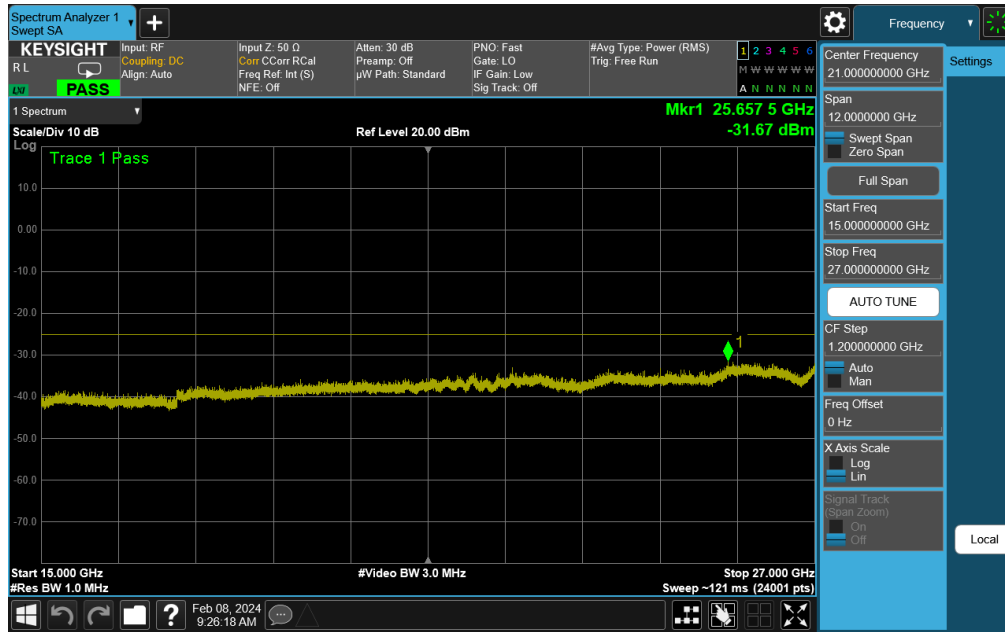


Plot 7-223. Conducted Spurious Plot (ULCA LTE Band 41 – (20+20)MHz QPSK – RB Size 1, RB Offset 0 – High Channel)



Plot 7-224. Conducted Spurious Plot (ULCA LTE Band 41 – (20+20)MHz QPSK – RB Size 1, RB Offset 0 – High Channel)

FCC ID: BCGA2837	PART 27 MEASUREMENT REPORT		Approved by: Technical Manager
Test Report S/N: 1C2311270068-10-R1.BCG	Test Dates: 10/1/2023 - 04/03/2024	EUT Type: Tablet Device	Page 135 of 569



Plot 7-225. Conducted Spurious Plot (ULCA LTE Band 41 – (20+20)MHz QPSK – RB Size 1, RB Offset 0 – High Channel)

FCC ID: BCGA2837	PART 27 MEASUREMENT REPORT		Approved by: Technical Manager
Test Report S/N: 1C2311270068-10-R1.BCG	Test Dates: 10/1/2023 - 04/03/2024	EUT Type: Tablet Device	Page 136 of 569

7.4 Band Edge Emissions at Antenna Terminal

§2.1051, §27.53(a), §27.53(m)

Test Overview

All out of band emissions are measured with a spectrum analyzer connected to the antenna terminal of the EUT while the EUT is operating at maximum power, and at the appropriate frequencies. All data rates were investigated to determine the worst case configuration. All modes of operation were investigated and the worst case configuration results are reported in this section. All ports were tested and only the worst case data was reported.

The minimum permissible attenuation level for Band 30 is $> 43 + 10 \log_{10}(P[\text{Watts}]$ at 2300-2305MHz & 2345-2360MHz, $> 55 + 10 \log_{10}(P[\text{Watts}]$ at 2320-2324MHz & 2341-2345MHz, $> 61 + 10 \log_{10}(P[\text{Watts}]$ at 2324-2328MHz & 2337-2341MHz, $> 67 + 10 \log_{10}(P[\text{Watts}]$ at 2288-2292MHz & 2328-2337MHz, and $> 70 + 10 \log_{10}(P[\text{Watts}]$ at frequencies $< 2288\text{MHz}$ & $> 2365\text{MHz}$.

For LTE Bands 7, 41, and NR FR1 Band n41, n7, the minimum permissible attenuation level is noted in the Test Notes on the following page.

Test Procedure Used

KDB 971168 D01 v03r01 – Section 6.0

Test Settings

1. Start and stop frequency were set such that the band edge would be placed in the center of the plot
2. Span was set large enough so as to capture all out of band emissions near the band edge
3. RBW \geq 1% of the emission bandwidth
4. VBW \geq 3 x RBW
5. Detector = RMS
6. Number of sweep points \geq 2 x Span/RBW
7. Trace mode = trace average for continuous emissions, max hold for pulse emissions
8. Sweep time = auto couple
9. The trace was allowed to stabilize

Test Setup

The EUT and measurement equipment were set up as shown in the diagram below.

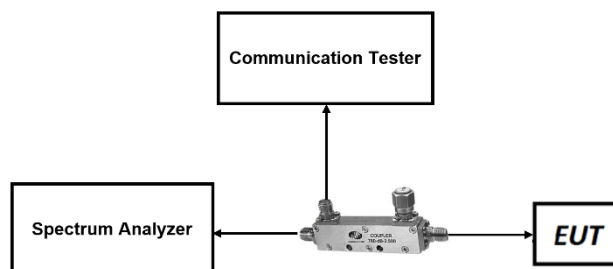




Figure 7-3. Test Instrument & Measurement Setup

FCC ID: BCGA2837	 PART 27 MEASUREMENT REPORT		Approved by: Technical Manager
Test Report S/N: 1C2311270068-10-R1.BCG	Test Dates: 10/1/2023 - 04/03/2024	EUT Type: Tablet Device	Page 137 of 569

V2.2 09/07/2023

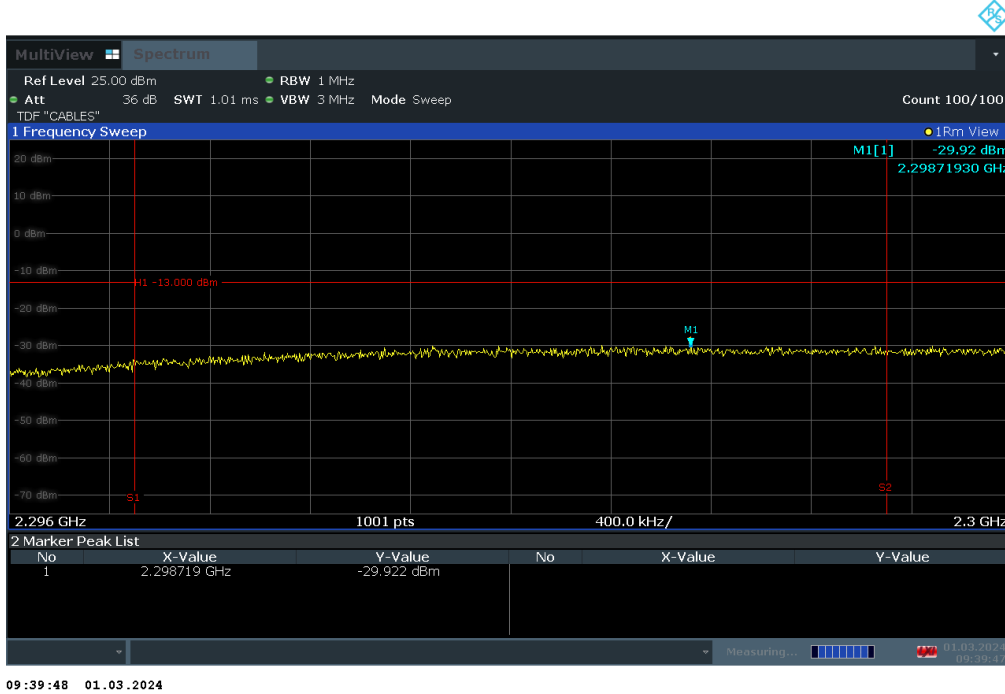
Test Notes

1. Per 27.53(h), in the 1 MHz bands immediately outside and adjacent to the frequency block a resolution bandwidth of at least one percent of the emission bandwidth of the fundamental emission of the transmitter may be employed to demonstrate compliance with the out-of-band emissions limit. The emission bandwidth is defined as the width of the signal between two points, one below the carrier center frequency and one above the carrier center frequency, outside of which all emission are attenuated at least 26 dB below the transmitter power.
2. Per 27.53(a)(5) in the 1 MHz bands immediately outside and adjacent to the channel blocks at 2305, 2310, 2315, 2320, 2345, 2350, 2355, and 2360 MHz, a resolution bandwidth of at least 1 percent of the emission bandwidth of the fundamental emission of the transmitter may be employed. A narrower resolution bandwidth is permitted in all cases to improve measurement accuracy provided the measured power is integrated over the full required measurement bandwidth (i.e., 1 MHz). The emission bandwidth is defined as the width of the signal between two points, one below the carrier center frequency and one above the carrier center frequency, outside of which all emissions are attenuated at least 26 dB below the transmitter power.
3. Per 27.53(m) for operations in the BRS/EBS bands, the attenuation factor shall be not less than $40 + 10 \log (P)$ dB on all frequencies between the channel edge and 5 megahertz from the channel edge, $43 + 10 \log (P)$ dB on all frequencies between 5 megahertz and X megahertz from the channel edge, and $55 + 10 \log (P)$ dB on all frequencies more than X megahertz from the channel edge, where X is the greater of 6 megahertz or the actual emission bandwidth. In addition, the attenuation factor shall not be less that $43 + 10 \log (P)$ dB on all frequencies between 2490.5 MHz and 2496 MHz and $55 + 10 \log (P)$ dB at or below 2490.5 MHz.
4. For NR operation, all subcarrier spacings (SCS) and transmission schemes (e.g. CP-OFDM and DFT-s-OFDM) were investigated to determine the worst case configuration. All modes of operation were investigated and the worst case configuration results are reported in this section.

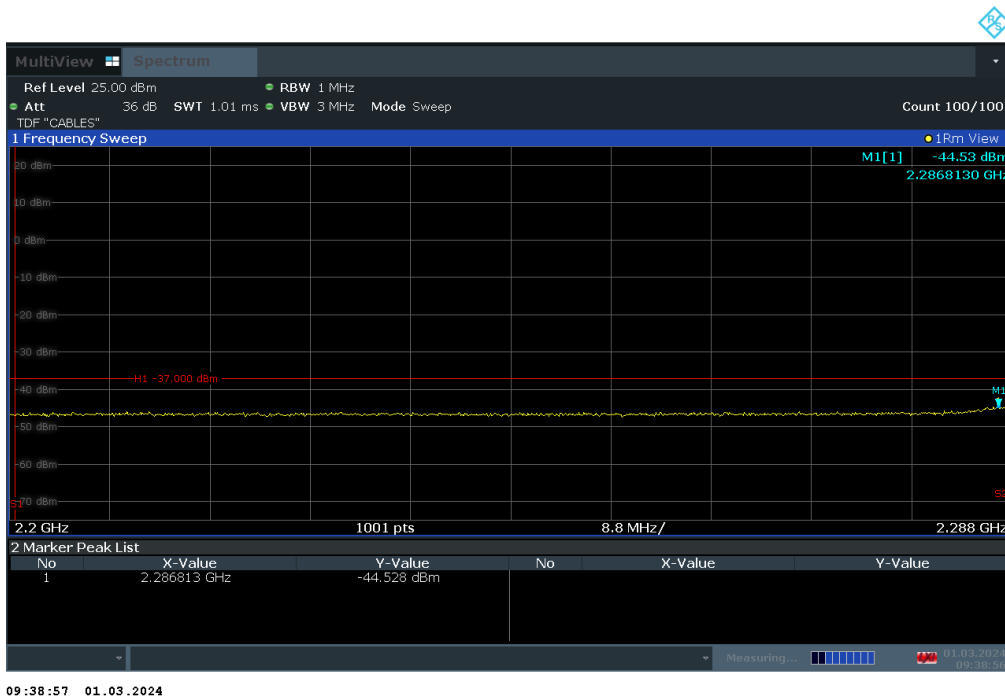
FCC ID: BCGA2837	 PART 27 MEASUREMENT REPORT		Approved by: Technical Manager
Test Report S/N: 1C2311270068-10-R1.BCG	Test Dates: 10/1/2023 - 04/03/2024	EUT Type: Tablet Device	Page 138 of 569

V2.2 09/07/2023

LTE Band 30



Plot 7-226. Lower Band Edge Plot (LTE Band 30 - 5MHz QPSK – Full RB)

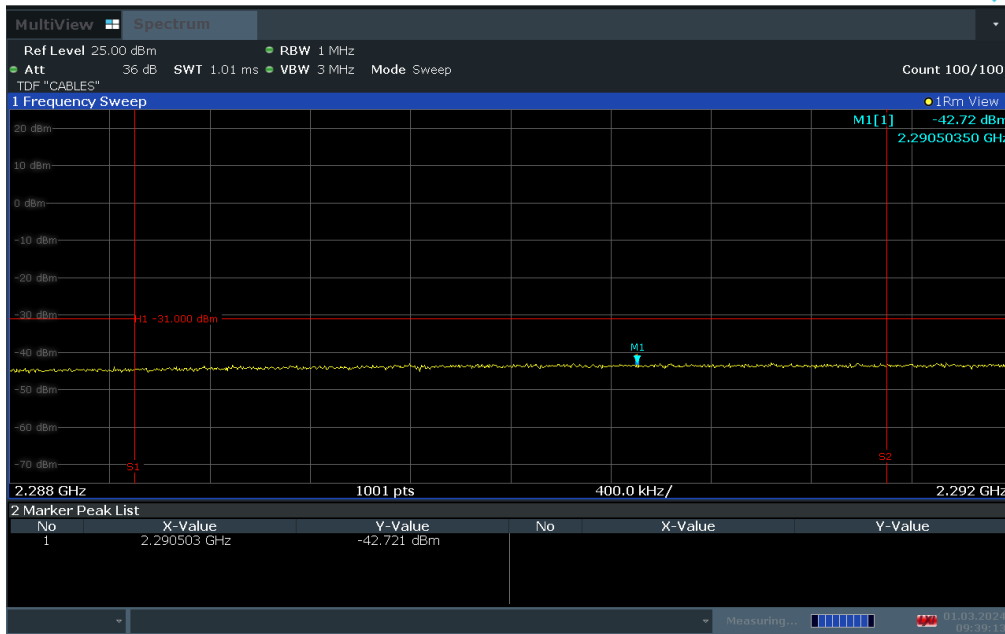


Plot 7-227. Extended Lower Band Edge Plot (LTE Band 30 - 5MHz QPSK – Full RB)

FCC ID: BCGA2837	PART 27 MEASUREMENT REPORT		Approved by: Technical Manager
Test Report S/N: 1C2311270068-10-R1.BCG	Test Dates: 10/1/2023 - 04/03/2024	EUT Type: Tablet Device	Page 139 of 569

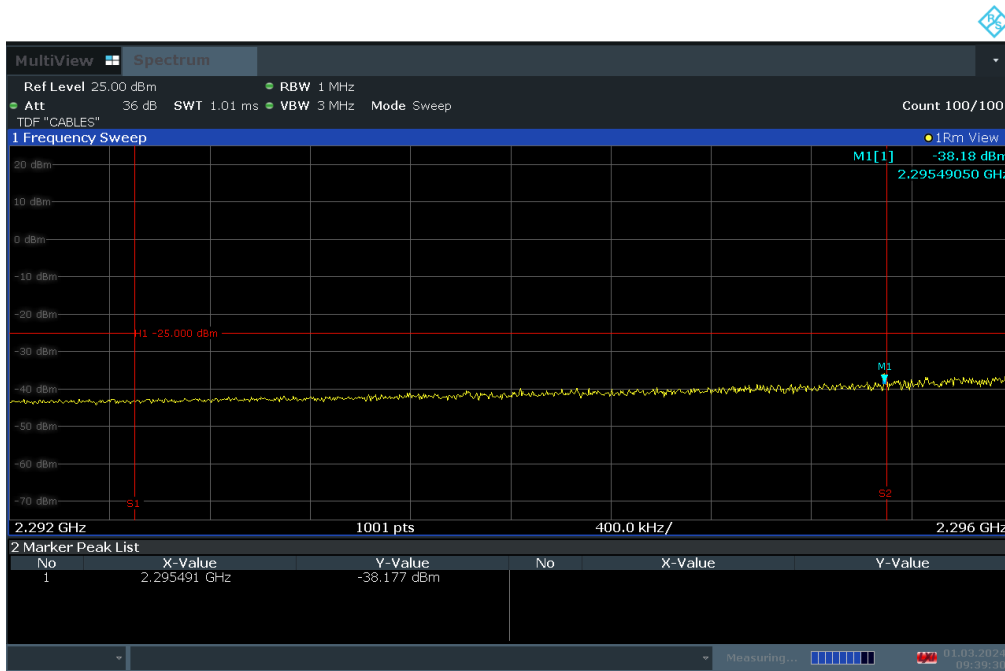
V2.2 09/07/2023

Unless otherwise specified, no part of this report may be reproduced or utilized in any part, form or by any means, electronic or mechanical, including photocopying and microfilm, without permission in writing from Element Materials Technology. If you have any questions about this or have an enquiry about obtaining additional rights to this report or assembly of contents thereof, please contact ct.info@element.com.



09:39:14 01.03.2024

Plot 7-228. Extended Lower Band Edge Plot (LTE Band 30 - 5MHz QPSK – Full RB)



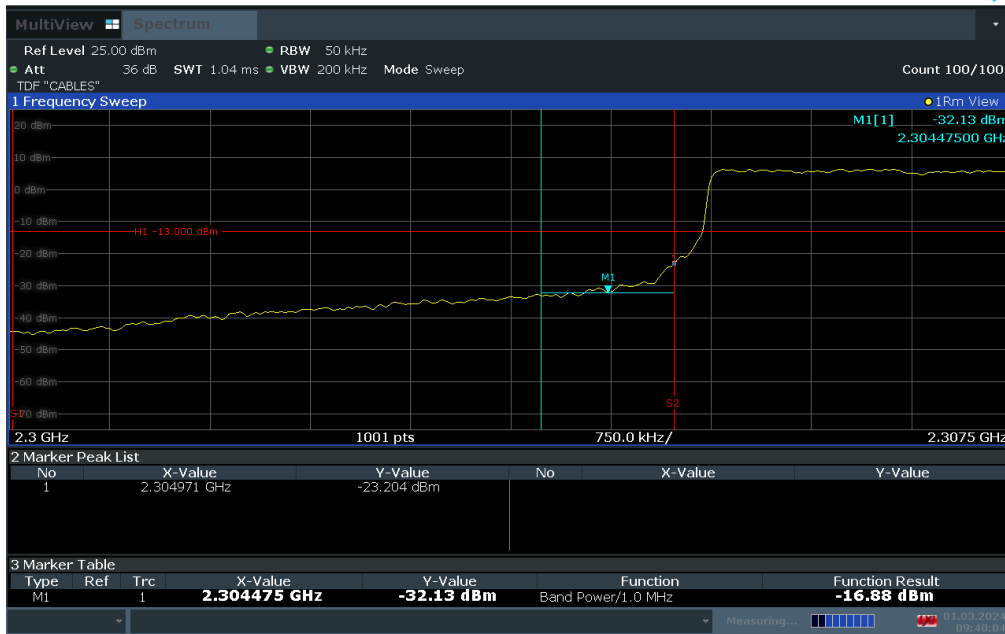
09:39:31 01.03.2024

Plot 7-229. Extended Lower Band Edge Plot (LTE Band 30 - 5MHz QPSK – Full RB)

FCC ID: BCGA2837	PART 27 MEASUREMENT REPORT		Approved by: Technical Manager
Test Report S/N: 1C2311270068-10-R1.BCG	Test Dates: 10/1/2023 - 04/03/2024	EUT Type: Tablet Device	Page 140 of 569

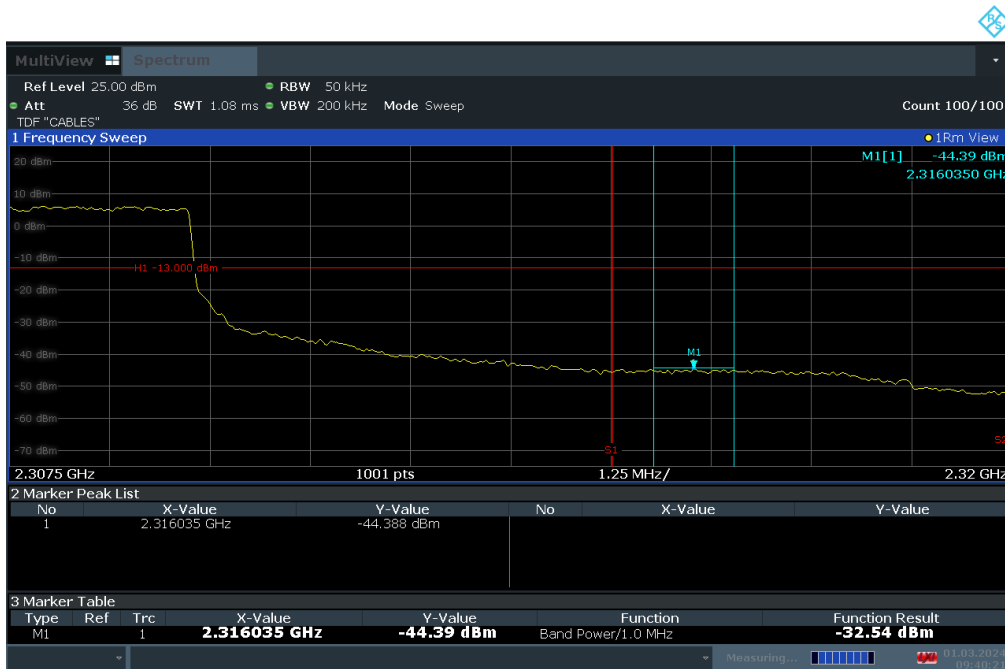
V2.2 09/07/2023

Unless otherwise specified, no part of this report may be reproduced or utilized in any part, form or by any means, electronic or mechanical, including photocopying and microfilm, without permission in writing from Element Materials Technology. If you have any questions about this or have an enquiry about obtaining additional rights to this report or assembly of contents thereof, please contact ct.info@element.com.



09:40:05 01.03.2024

Plot 7-230. Extended Upper Band Edge Plot (LTE Band 30 - 5MHz QPSK – Full RB)



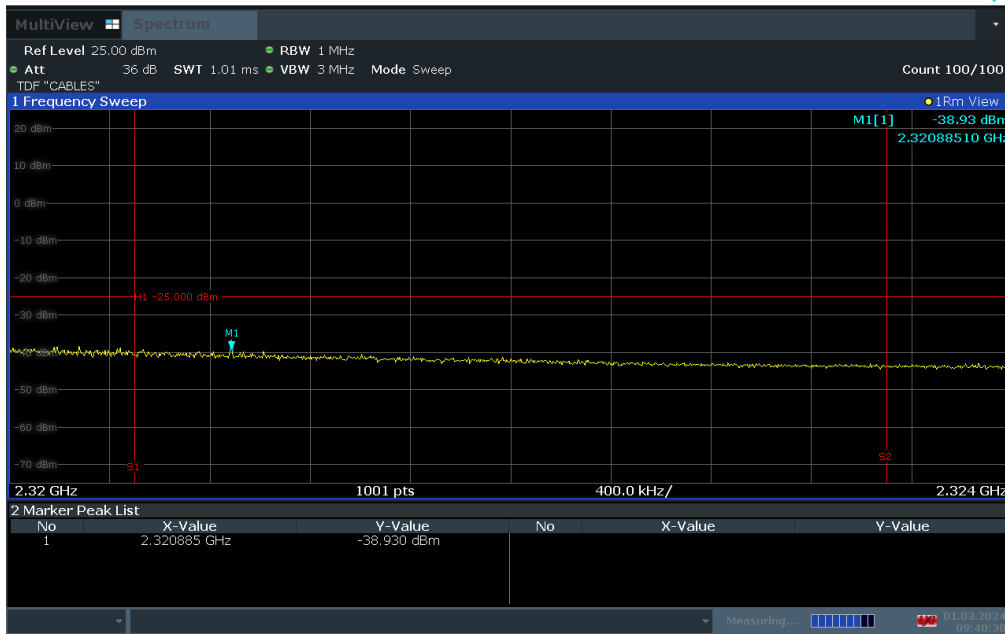
09:40:22 01.03.2024

Plot 7-231. Extended Upper Band Edge Plot (LTE Band 30 - 5MHz QPSK – Full RB)

FCC ID: BCGA2837	PART 27 MEASUREMENT REPORT	Approved by: Technical Manager
Test Report S/N: 1C2311270068-10-R1.BCG	Test Dates: 10/1/2023 - 04/03/2024	EUT Type: Tablet Device
		Page 141 of 569

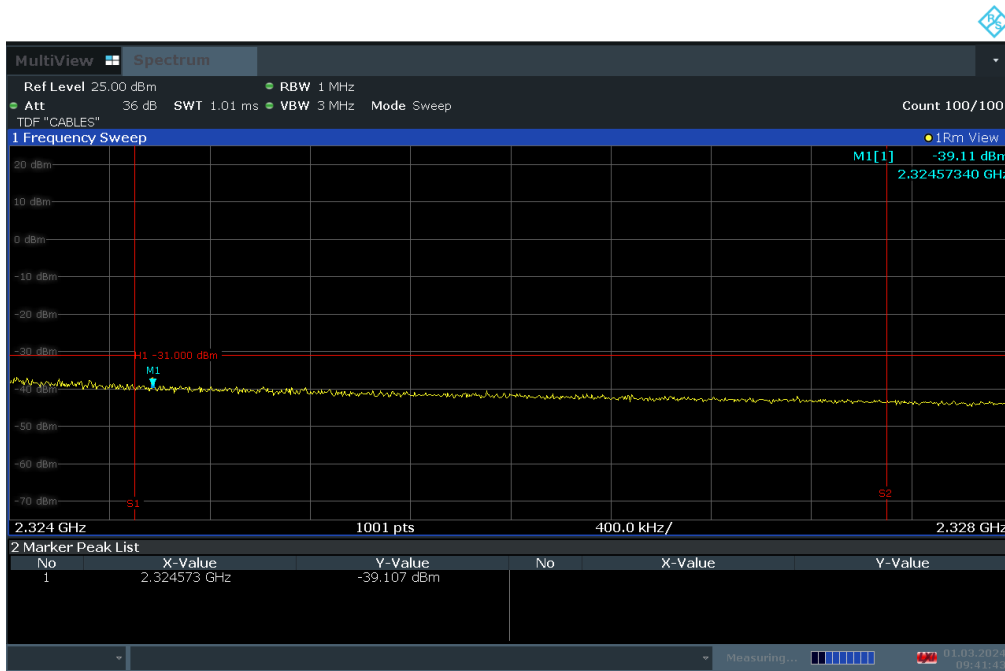
V2.2 09/07/2023

Unless otherwise specified, no part of this report may be reproduced or utilized in any part, form or by any means, electronic or mechanical, including photocopying and microfilm, without permission in writing from Element Materials Technology. If you have any questions about this or have an enquiry about obtaining additional rights to this report or assembly of contents thereof, please contact ct.info@element.com.



09:40:39 01.03.2024

Plot 7-232. Extended Upper Band Edge Plot (LTE Band 30 - 5MHz QPSK – Full RB)



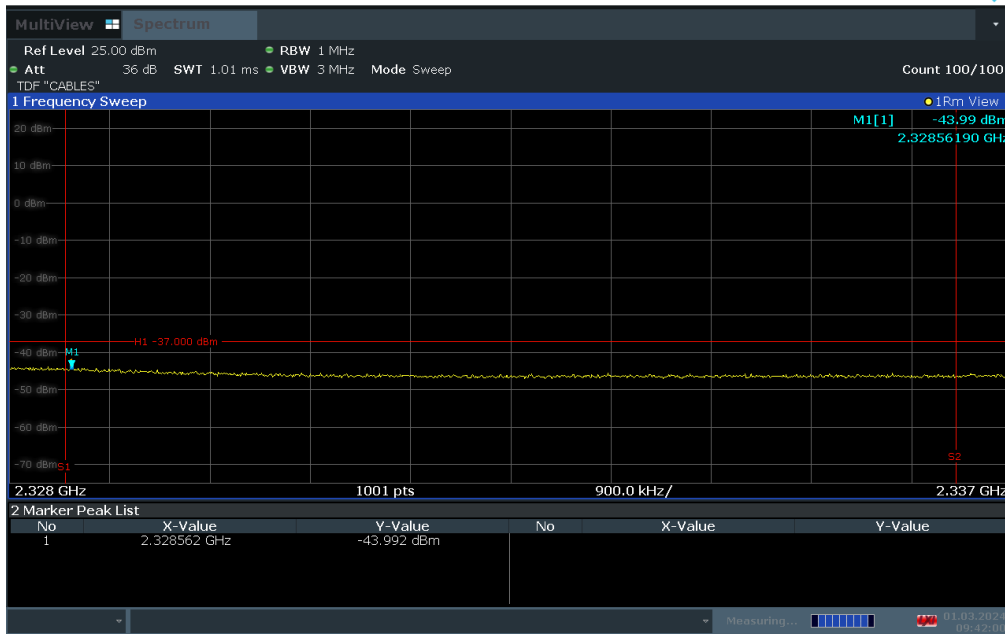
09:41:44 01.03.2024

Plot 7-233. Extended Upper Band Edge Plot (LTE Band 30 - 5MHz QPSK – Full RB)

FCC ID: BCGA2837	PART 27 MEASUREMENT REPORT	Approved by: Technical Manager
Test Report S/N: 1C2311270068-10-R1.BCG	Test Dates: 10/1/2023 - 04/03/2024	EUT Type: Tablet Device
		Page 142 of 569

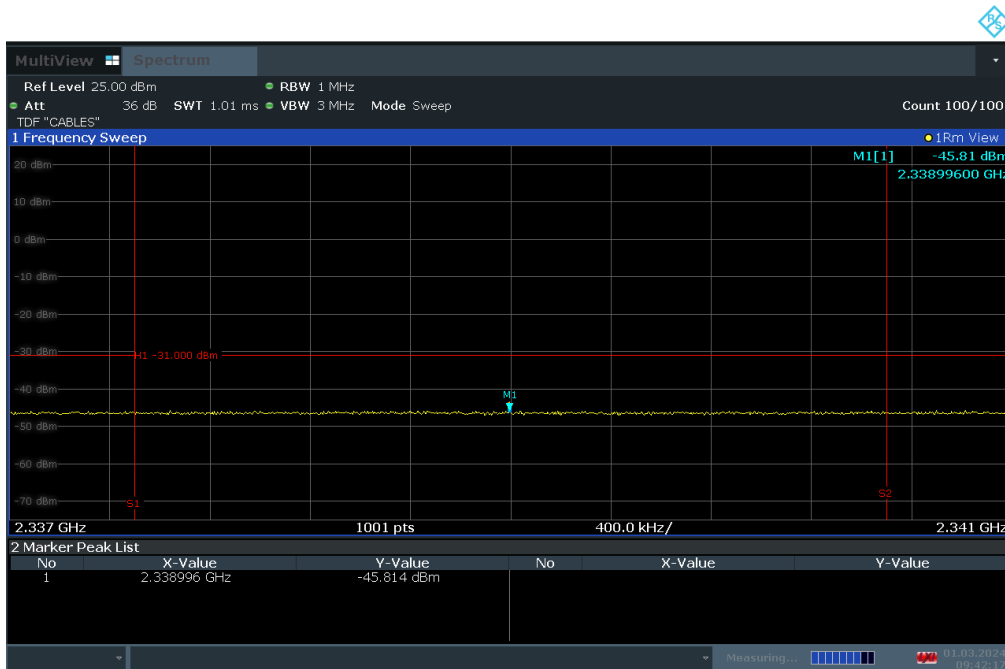
V2.2 09/07/2023

Unless otherwise specified, no part of this report may be reproduced or utilized in any part, form or by any means, electronic or mechanical, including photocopying and microfilm, without permission in writing from Element Materials Technology. If you have any questions about this or have an enquiry about obtaining additional rights to this report or assembly of contents thereof, please contact ct.info@element.com.



09:42:01 01.03.2024

Plot 7-234. Extended Upper Band Edge Plot (LTE Band 30 - 5MHz QPSK – Full RB)



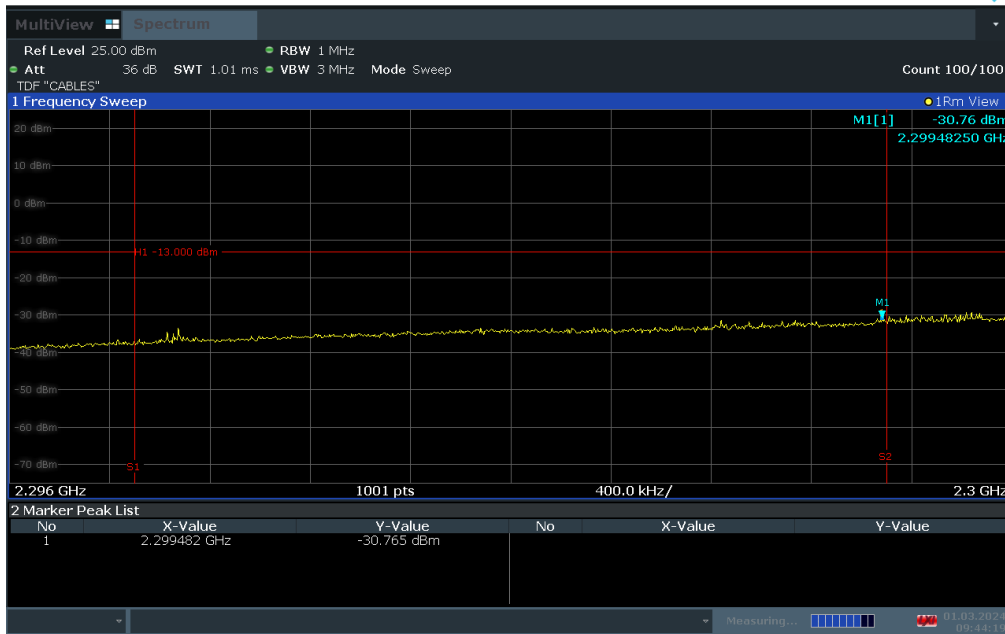
09:42:18 01.03.2024

Plot 7-235. Extended Upper Band Edge Plot (LTE Band 30 - 5MHz QPSK – Full RB)

FCC ID: BCGA2837	PART 27 MEASUREMENT REPORT		Approved by: Technical Manager
Test Report S/N: 1C2311270068-10-R1.BCG	Test Dates: 10/1/2023 - 04/03/2024	EUT Type: Tablet Device	Page 143 of 569

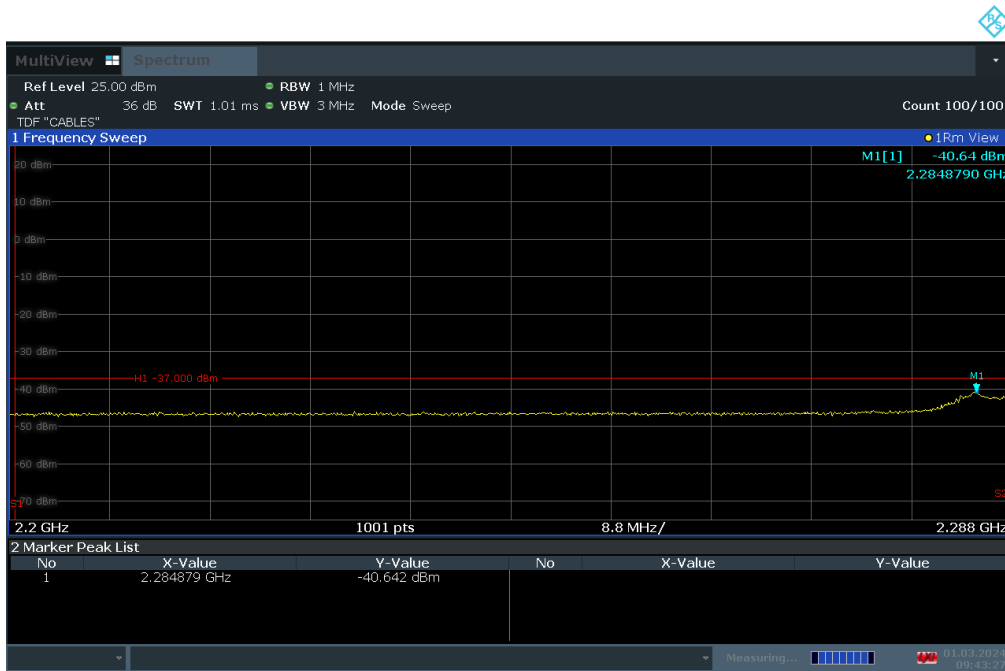
V2.2 09/07/2023

Unless otherwise specified, no part of this report may be reproduced or utilized in any part, form or by any means, electronic or mechanical, including photocopying and microfilm, without permission in writing from Element Materials Technology. If you have any questions about this or have an enquiry about obtaining additional rights to this report or assembly of contents thereof, please contact ct.info@element.com.



09:44:20 01.03.2024

Plot 7-236. Lower Band Edge Plot (LTE Band 30 - 10MHz QPSK – Full RB)

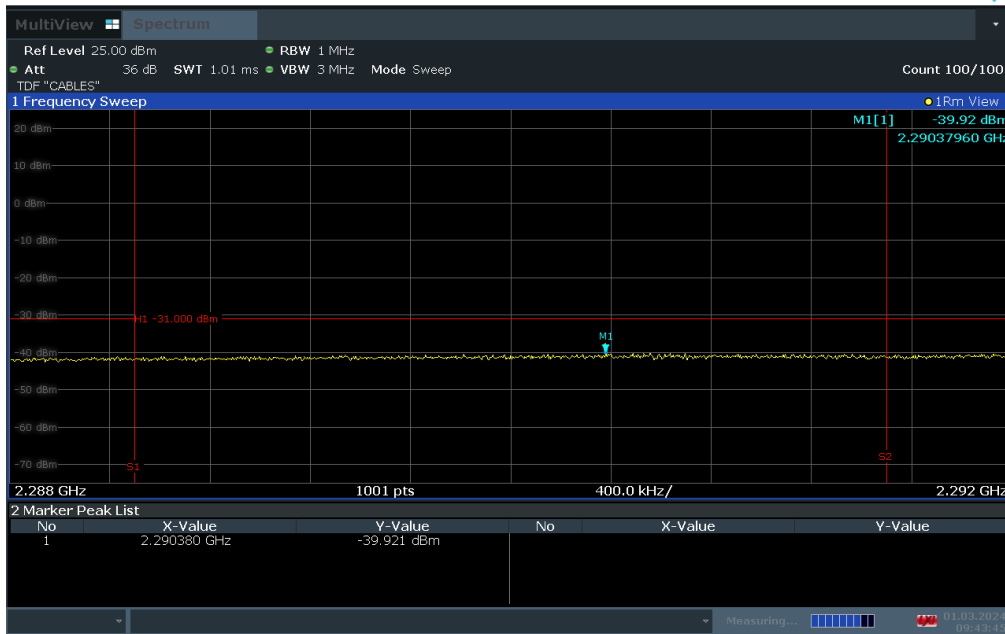


09:43:28 01.03.2024

Plot 7-237. Extended Lower Band Edge Plot (LTE Band 30 - 10MHz QPSK – Full RB)

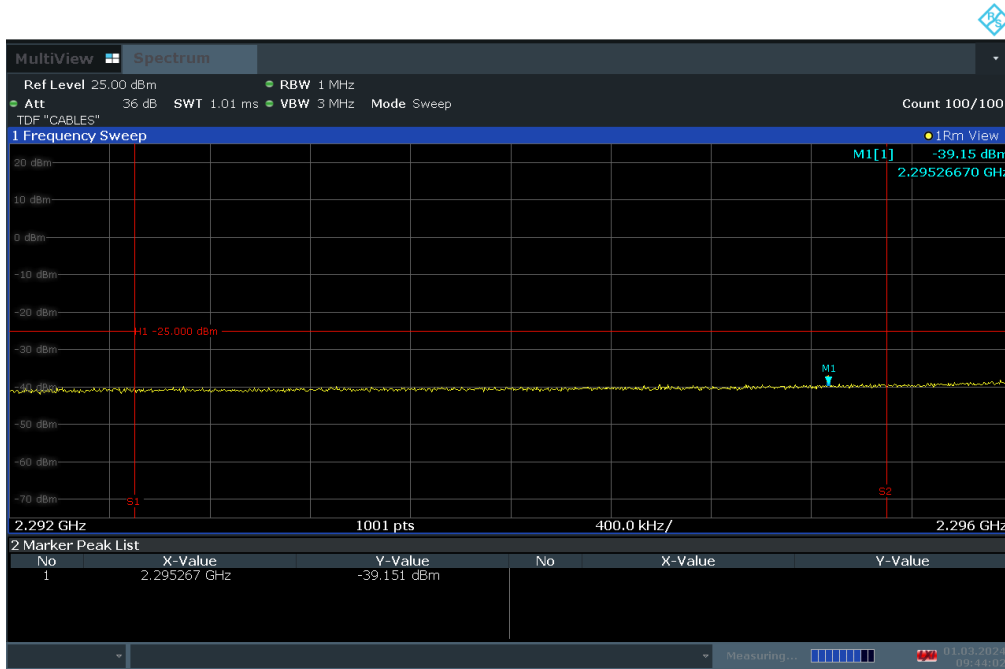
FCC ID: BCGA2837	PART 27 MEASUREMENT REPORT		Approved by: Technical Manager
Test Report S/N: 1C2311270068-10-R1.BCG	Test Dates: 10/1/2023 - 04/03/2024	EUT Type: Tablet Device	Page 144 of 569

V2.2 09/07/2023



09:43:46 01.03.2024

Plot 7-238. Extended Lower Band Edge Plot (LTE Band 30 - 10MHz QPSK – Full RB)



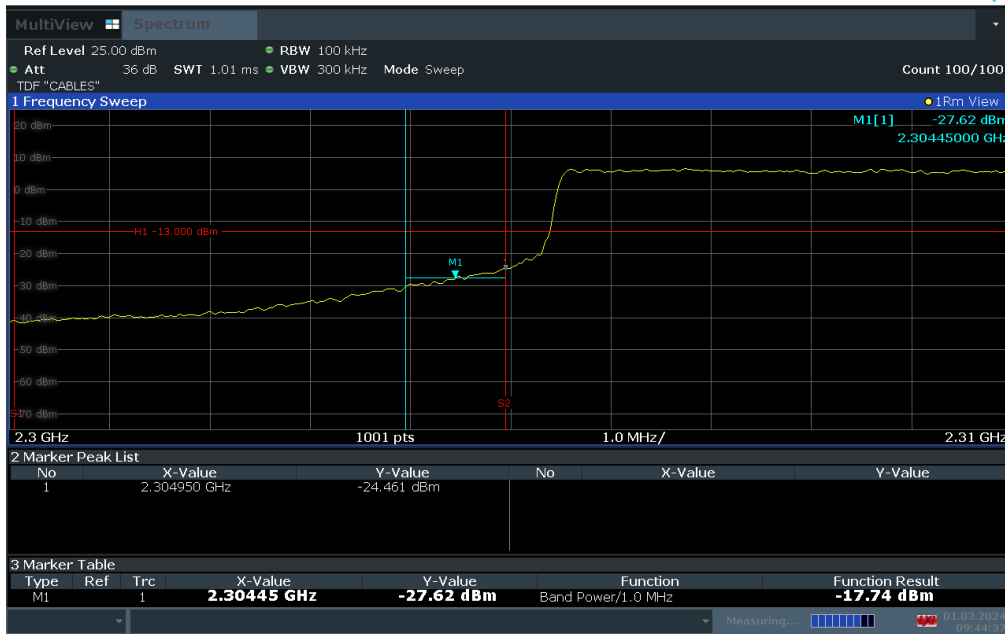
09:44:03 01.03.2024

Plot 7-239. Extended Lower Band Edge Plot (LTE Band 30 - 10MHz QPSK – Full RB)

FCC ID: BCGA2837	PART 27 MEASUREMENT REPORT		Approved by: Technical Manager
Test Report S/N: 1C2311270068-10-R1.BCG	Test Dates: 10/1/2023 - 04/03/2024	EUT Type: Tablet Device	Page 145 of 569

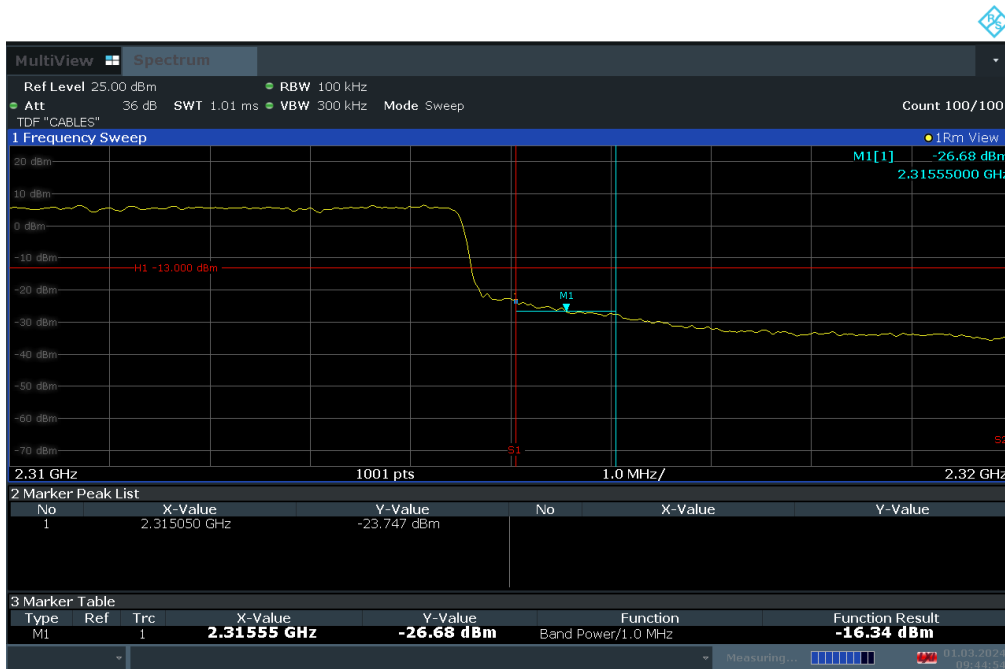
V2.2 09/07/2023

Unless otherwise specified, no part of this report may be reproduced or utilized in any part, form or by any means, electronic or mechanical, including photocopying and microfilm, without permission in writing from Element Materials Technology. If you have any questions about this or have an enquiry about obtaining additional rights to this report or assembly of contents thereof, please contact ct.info@element.com.



09:44:38 01.03.2024

Plot 7-240. Extended Upper Band Edge Plot (LTE Band 30 - 10MHz QPSK – Full RB)



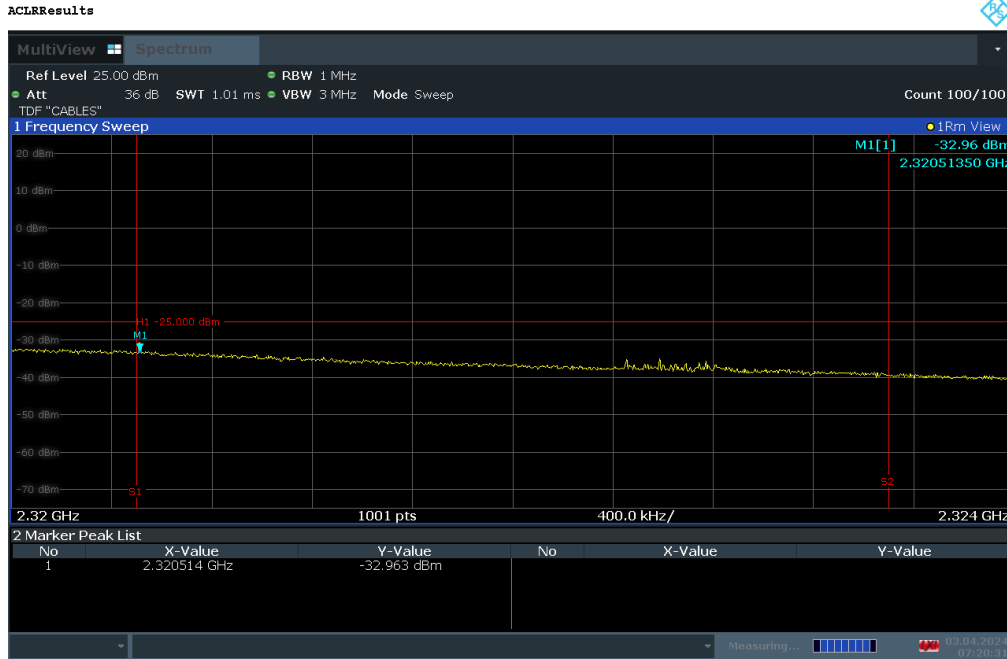
09:44:55 01.03.2024

Plot 7-241. Extended Upper Band Edge Plot (LTE Band 30 - 10MHz QPSK – Full RB)

FCC ID: BCGA2837	PART 27 MEASUREMENT REPORT		Approved by: Technical Manager
Test Report S/N: 1C2311270068-10-R1.BCG	Test Dates: 10/1/2023 - 04/03/2024	EUT Type: Tablet Device	Page 146 of 569

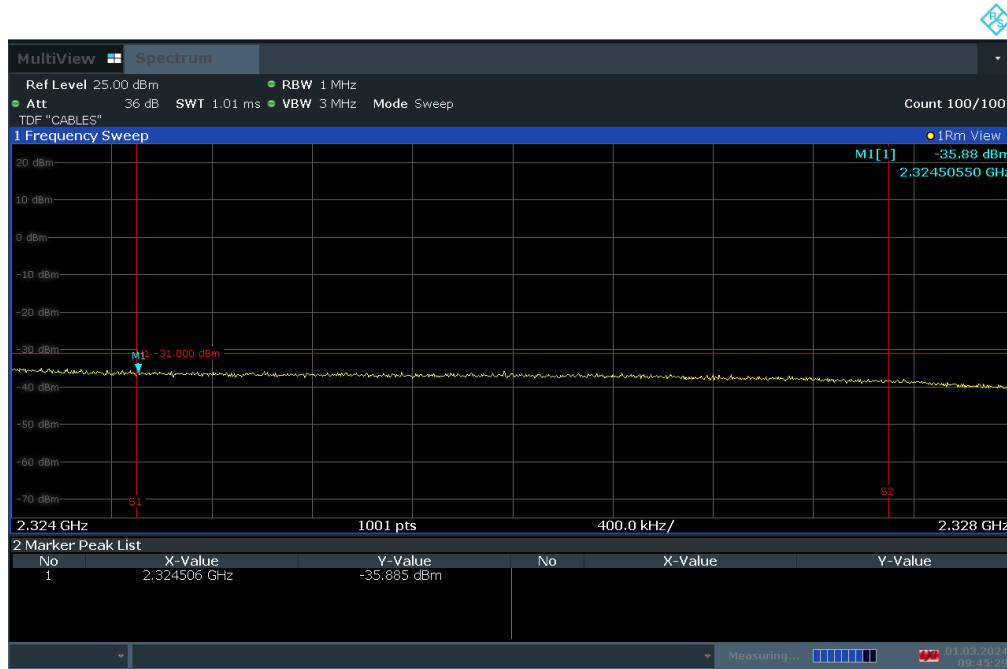
V2.2 09/07/2023

Unless otherwise specified, no part of this report may be reproduced or utilized in any part, form or by any means, electronic or mechanical, including photocopying and microfilm, without permission in writing from Element Materials Technology. If you have any questions about this or have an enquiry about obtaining additional rights to this report or assembly of contents thereof, please contact ct.info@element.com.



07:20:31 03.04.2024

Plot 7-242. Extended Upper Band Edge Plot (LTE Band 30 - 10MHz QPSK – Full RB)

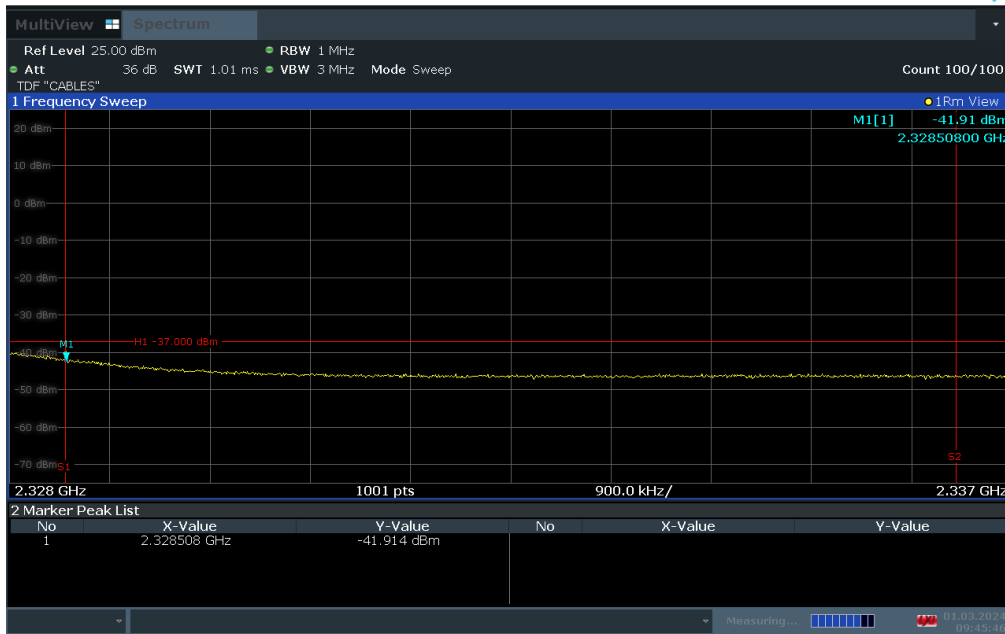


09:45:30 01.03.2024

Plot 7-243. Extended Upper Band Edge Plot (LTE Band 30 - 10MHz QPSK – Full RB)

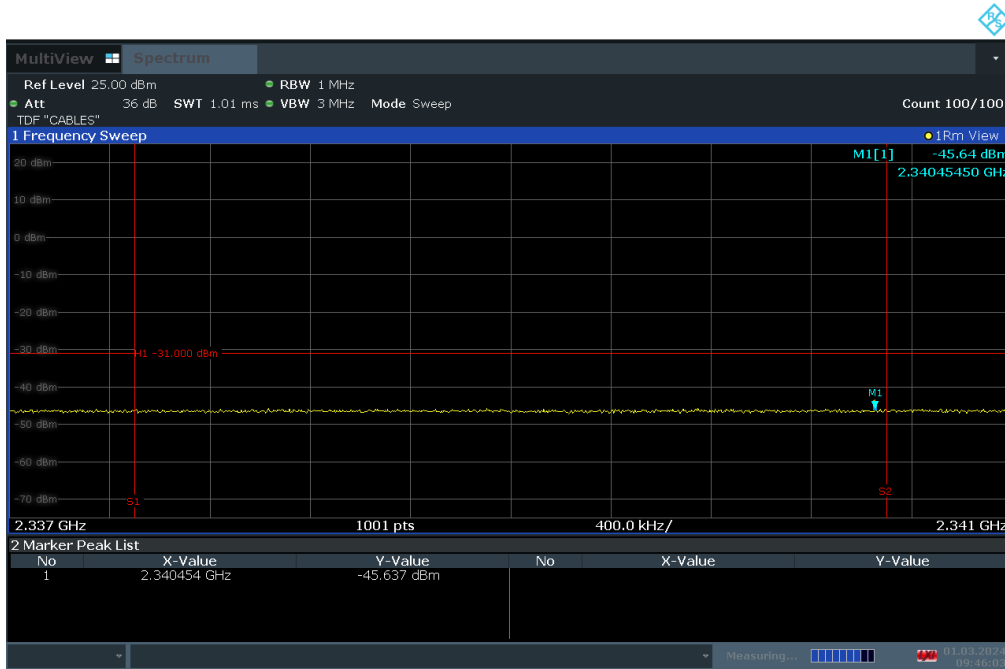
FCC ID: BCGA2837	PART 27 MEASUREMENT REPORT		Approved by: Technical Manager
Test Report S/N: 1C2311270068-10-R1.BCG	Test Dates: 10/1/2023 - 04/03/2024	EUT Type: Tablet Device	Page 147 of 569

V2.2 09/07/2023



09:45:47 01.03.2024

Plot 7-244. Extended Upper Band Edge Plot (LTE Band 30 - 10MHz QPSK – Full RB)



09:46:04 01.03.2024

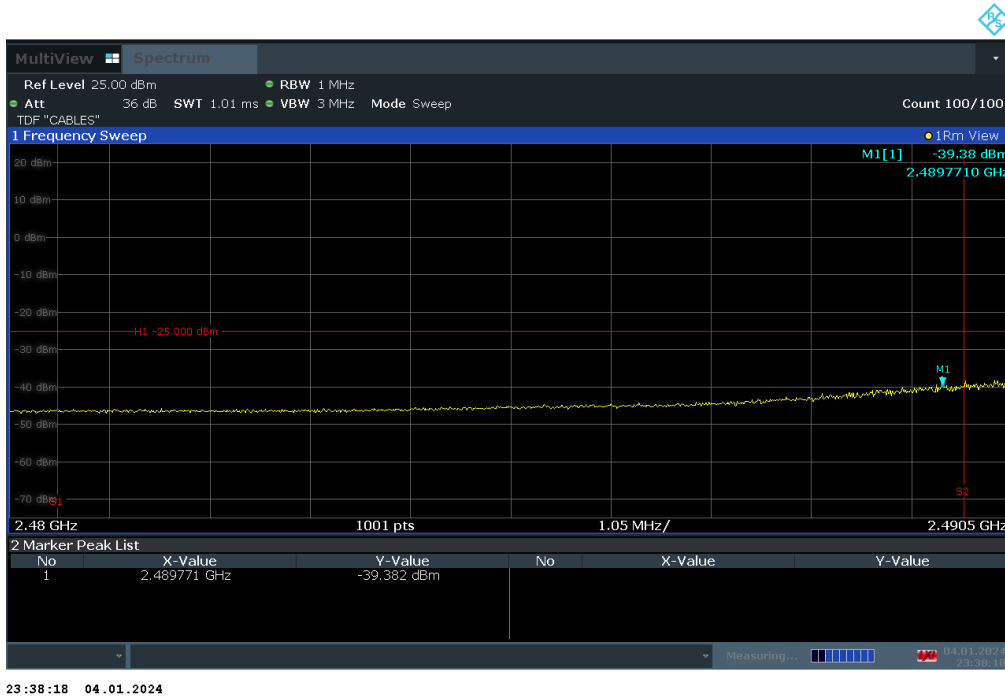
Plot 7-245. Extended Upper Band Edge Plot (LTE Band 30 - 10MHz QPSK – Full RB)

FCC ID: BCGA2837	PART 27 MEASUREMENT REPORT		Approved by: Technical Manager
Test Report S/N: 1C2311270068-10-R1.BCG	Test Dates: 10/1/2023 - 04/03/2024	EUT Type: Tablet Device	Page 148 of 569

V2.2 09/07/2023

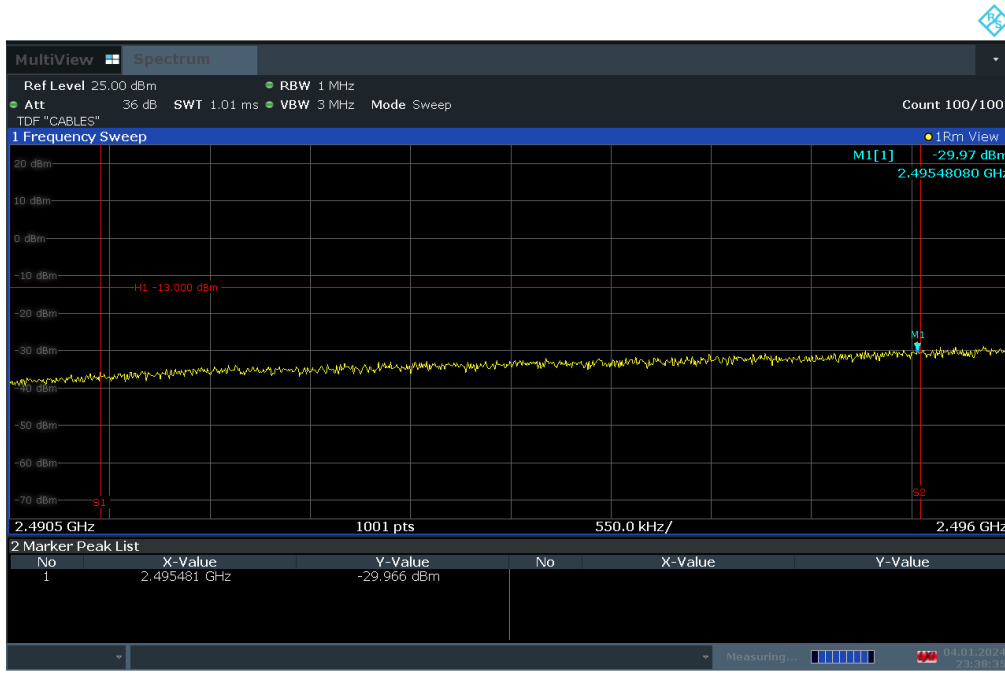
Unless otherwise specified, no part of this report may be reproduced or utilized in any part, form or by any means, electronic or mechanical, including photocopying and microfilm, without permission in writing from Element Materials Technology. If you have any questions about this or have an enquiry about obtaining additional rights to this report or assembly of contents thereof, please contact ct.info@element.com.

LTE Band 7



23:38:18 04.01.2024

Plot 7-246. Lower Band Edge Plot (LTE Band 7 - 5MHz QPSK – Full RB)

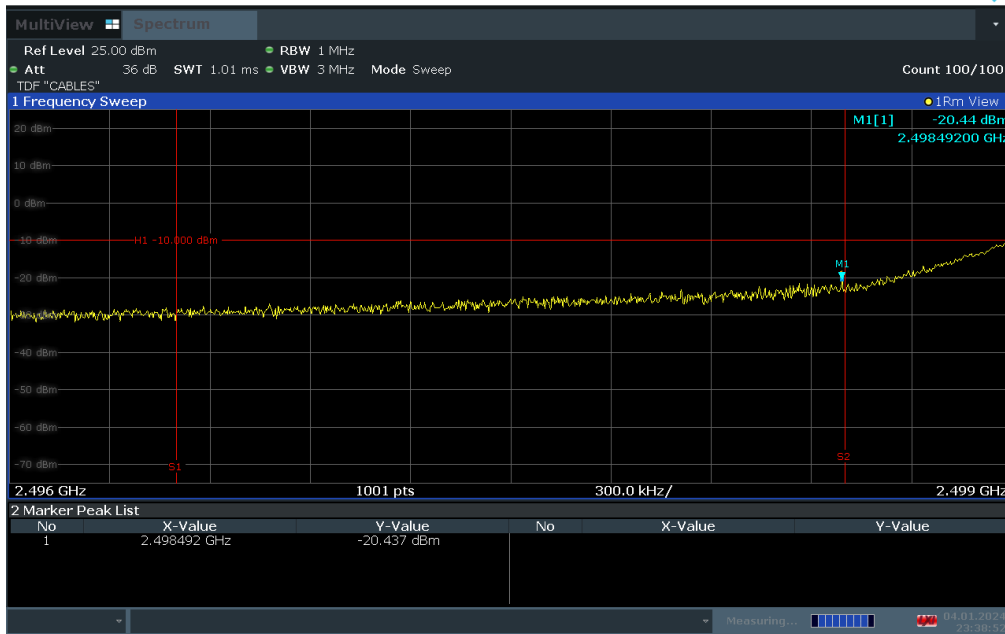


23:38:36 04.01.2024

Plot 7-247. Lower Band Edge Plot (LTE Band 7 - 5MHz QPSK – Full RB)

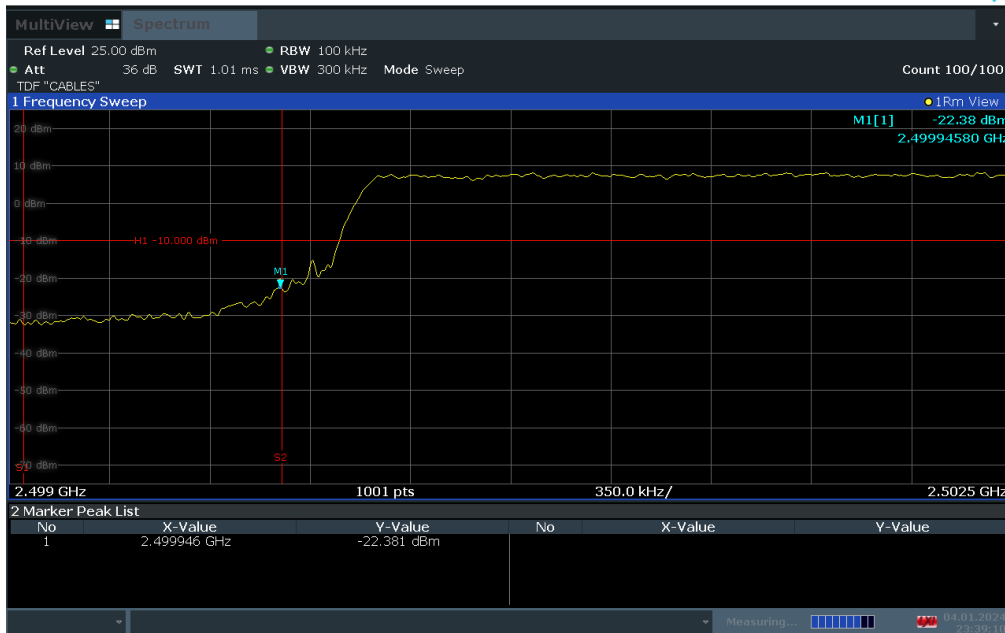
FCC ID: BCGA2837	PART 27 MEASUREMENT REPORT		Approved by: Technical Manager
Test Report S/N: 1C2311270068-10-R1.BCG	Test Dates: 10/1/2023 - 04/03/2024	EUT Type: Tablet Device	Page 149 of 569

V2.2 09/07/2023



23:38:53 04.01.2024

Plot 7-248. Lower Band Edge Plot (LTE Band 7 - 5MHz QPSK – Full RB)

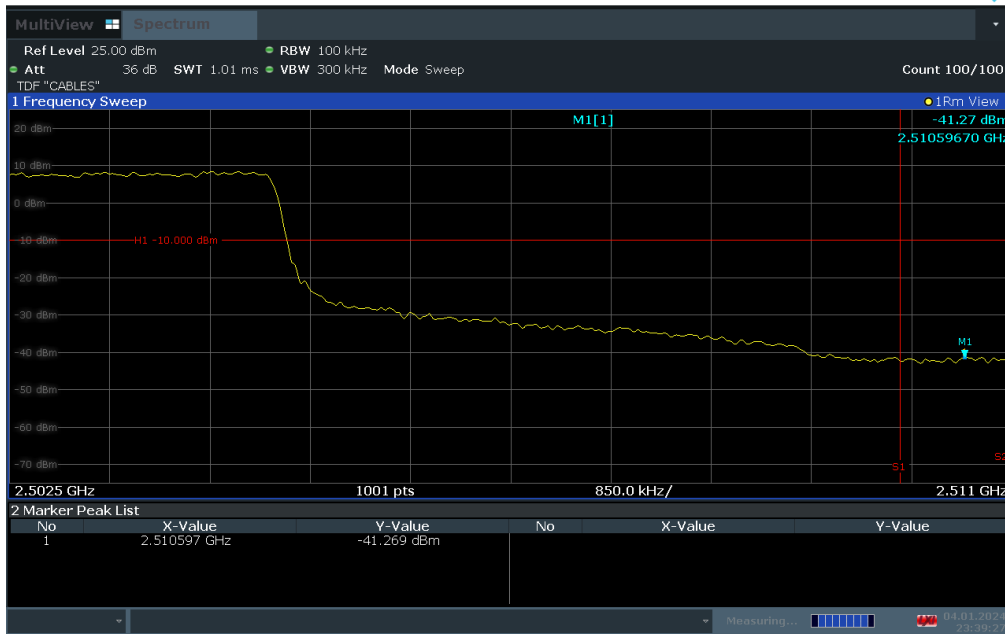


23:39:10 04.01.2024

Plot 7-249. Lower Band Edge Plot (LTE Band 7 - 5MHz QPSK – Full RB)

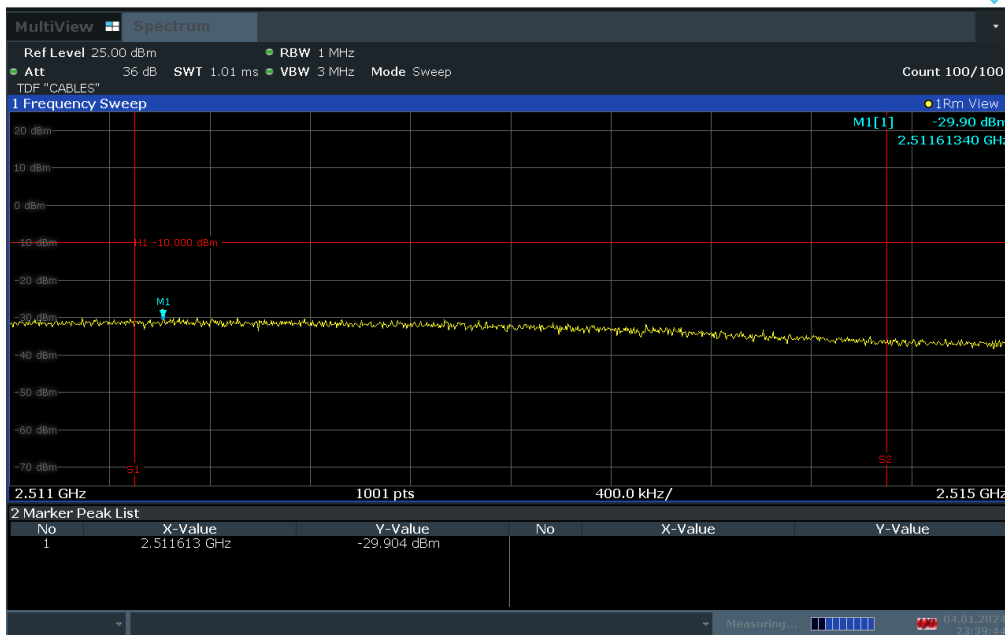
FCC ID: BCGA2837	PART 27 MEASUREMENT REPORT	Approved by: Technical Manager
Test Report S/N: 1C2311270068-10-R1.BCG	Test Dates: 10/1/2023 - 04/03/2024	EUT Type: Tablet Device
		Page 150 of 569

V2.2 09/07/2023



23:39:28 04.01.2024

Plot 7-250. Lower Band Edge Plot (LTE Band 7 - 5MHz QPSK – Full RB)

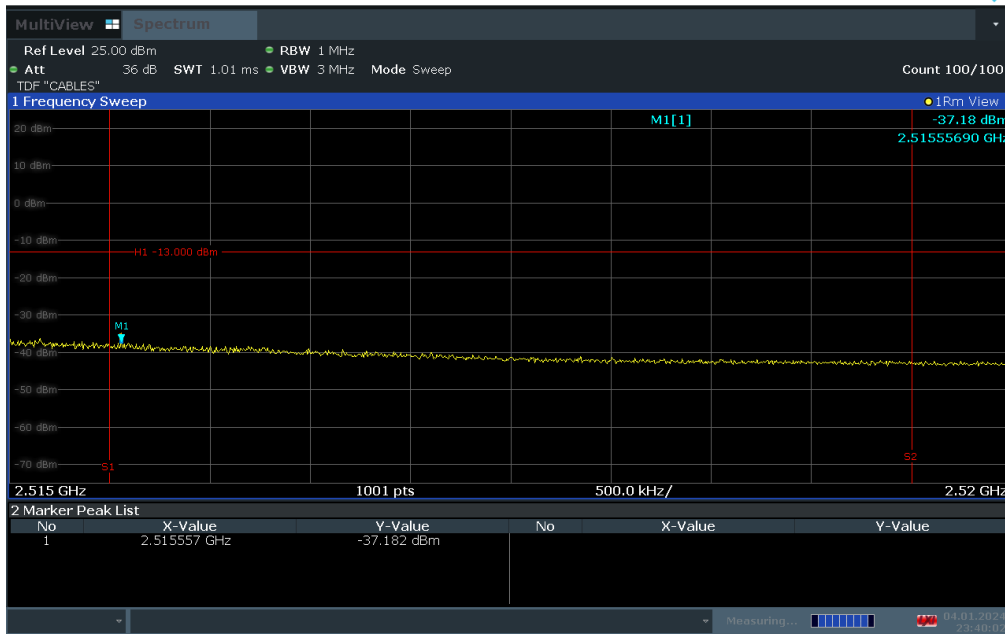


23:39:45 04.01.2024

Plot 7-251. Lower Band Edge Plot (LTE Band 7 - 5MHz QPSK – Full RB)

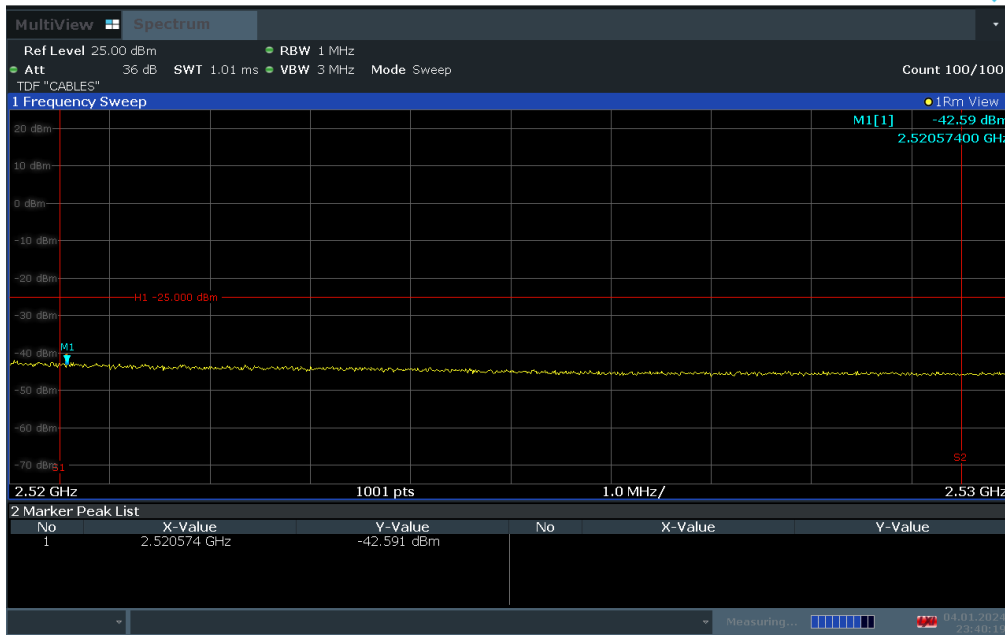
FCC ID: BCGA2837	PART 27 MEASUREMENT REPORT	Approved by: Technical Manager
Test Report S/N: 1C2311270068-10-R1.BCG	Test Dates: 10/1/2023 - 04/03/2024	EUT Type: Tablet Device
		Page 151 of 569

V2.2 09/07/2023



23:40:02 04.01.2024

Plot 7-252. Lower Band Edge Plot (LTE Band 7 - 5MHz QPSK – Full RB)

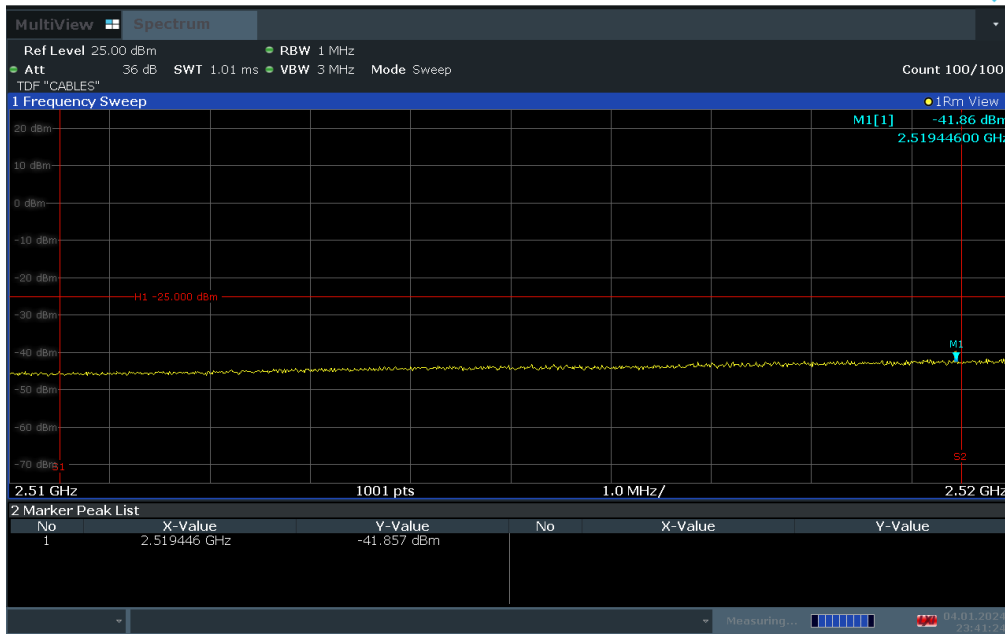


23:40:19 04.01.2024

Plot 7-253. Lower Band Edge Plot (LTE Band 7 - 5MHz QPSK – Full RB)

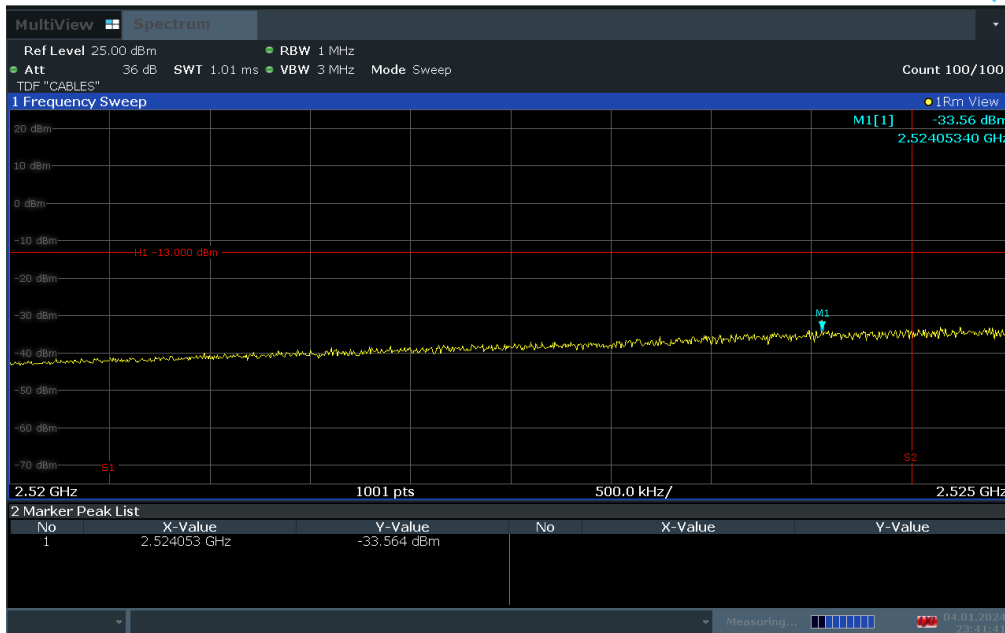
FCC ID: BCGA2837	PART 27 MEASUREMENT REPORT		Approved by: Technical Manager
Test Report S/N: 1C2311270068-10-R1.BCG	Test Dates: 10/1/2023 - 04/03/2024	EUT Type: Tablet Device	Page 152 of 569

V2.2 09/07/2023



23:41:25 04.01.2024

Plot 7-254. Mid Band Edge Plot (LTE Band 7 - 5MHz QPSK – Full RB)

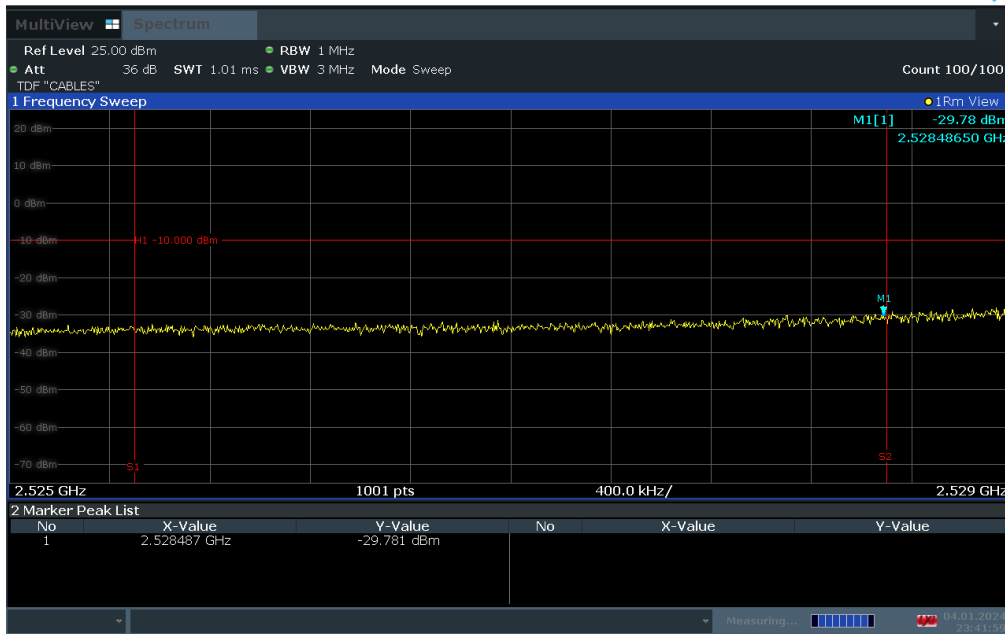


23:41:42 04.01.2024

Plot 7-255. Mid Band Edge Plot (LTE Band 7 - 5MHz QPSK – Full RB)

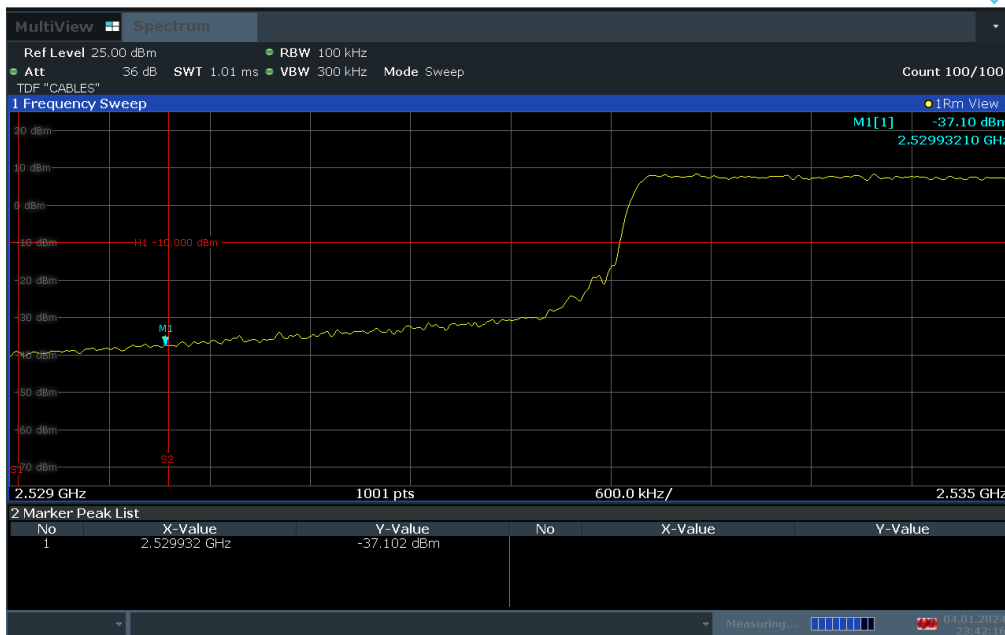
FCC ID: BCGA2837	PART 27 MEASUREMENT REPORT	Approved by: Technical Manager
Test Report S/N: 1C2311270068-10-R1.BCG	Test Dates: 10/1/2023 - 04/03/2024	EUT Type: Tablet Device
		Page 153 of 569

V2.2 09/07/2023



23:41:59 04.01.2024

Plot 7-256. Mid Band Edge Plot (LTE Band 7 - 5MHz QPSK – Full RB)



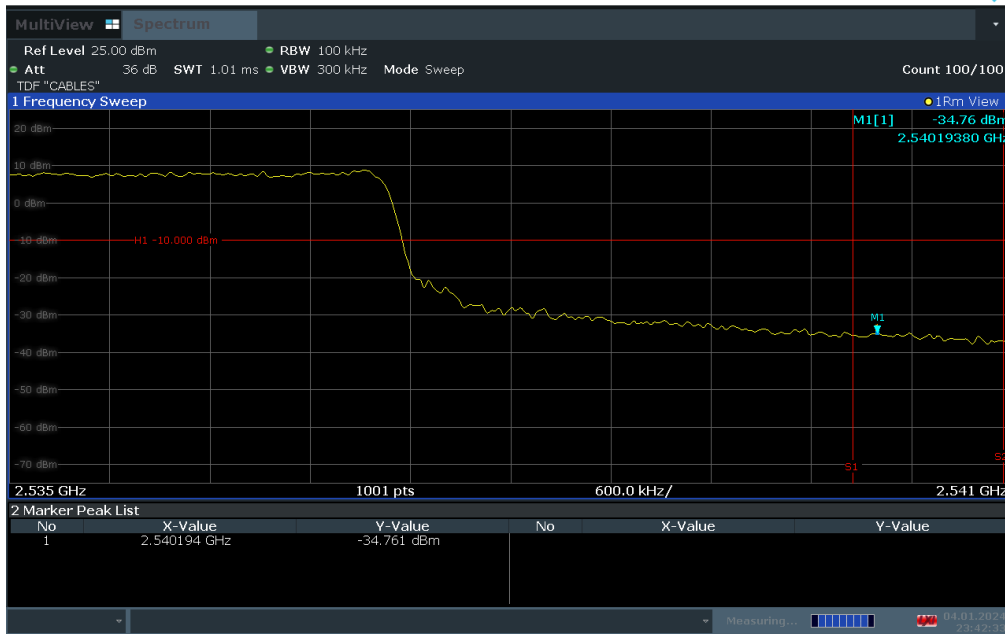
23:42:17 04.01.2024

Plot 7-257. Mid Band Edge Plot (LTE Band 7 - 5MHz QPSK – Full RB)

FCC ID: BCGA2837	PART 27 MEASUREMENT REPORT	Approved by: Technical Manager
Test Report S/N: 1C2311270068-10-R1.BCG	Test Dates: 10/1/2023 - 04/03/2024	EUT Type: Tablet Device
		Page 154 of 569

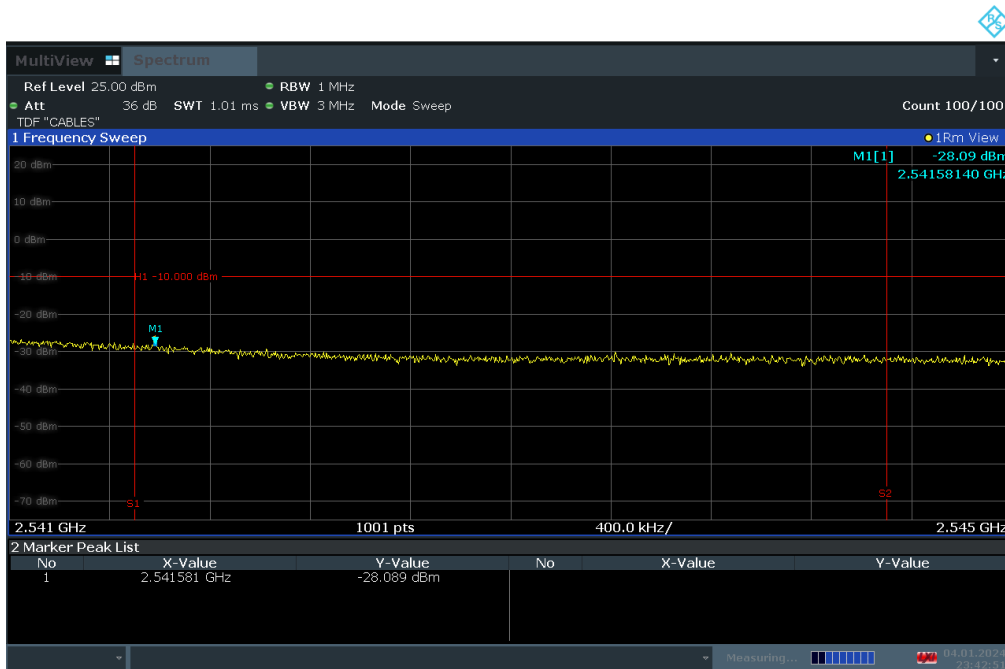
V2.2 09/07/2023

Unless otherwise specified, no part of this report may be reproduced or utilized in any part, form or by any means, electronic or mechanical, including photocopying and microfilm, without permission in writing from Element Materials Technology. If you have any questions about this or have an enquiry about obtaining additional rights to this report or assembly of contents thereof, please contact ct.info@element.com.



23:42:34 04.01.2024

Plot 7-258. Mid Band Edge Plot (LTE Band 7 - 5MHz QPSK – Full RB)

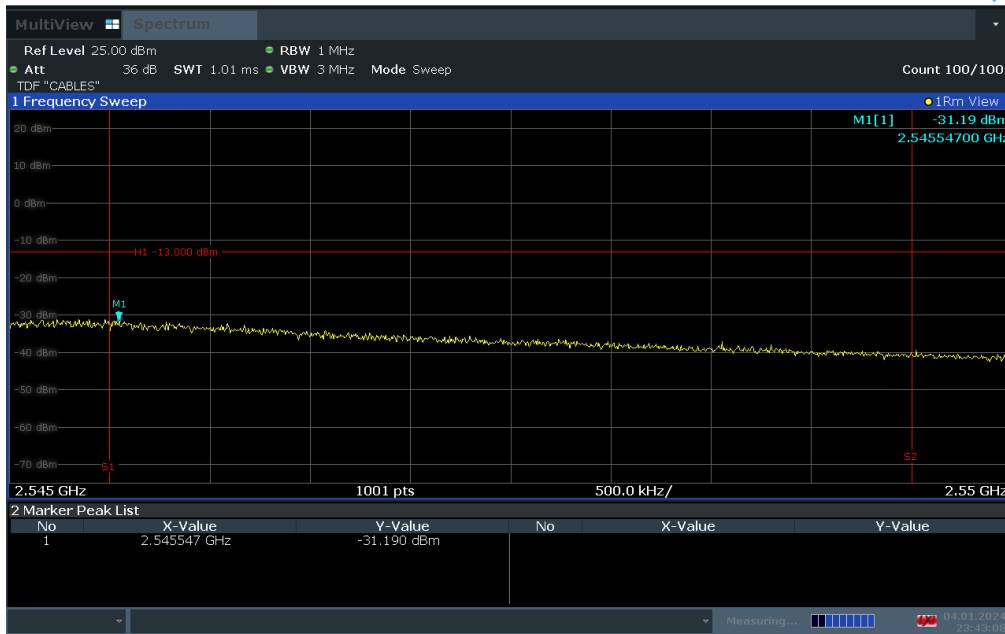


23:42:51 04.01.2024

Plot 7-259. Mid Band Edge Plot (LTE Band 7 - 5MHz QPSK – Full RB)

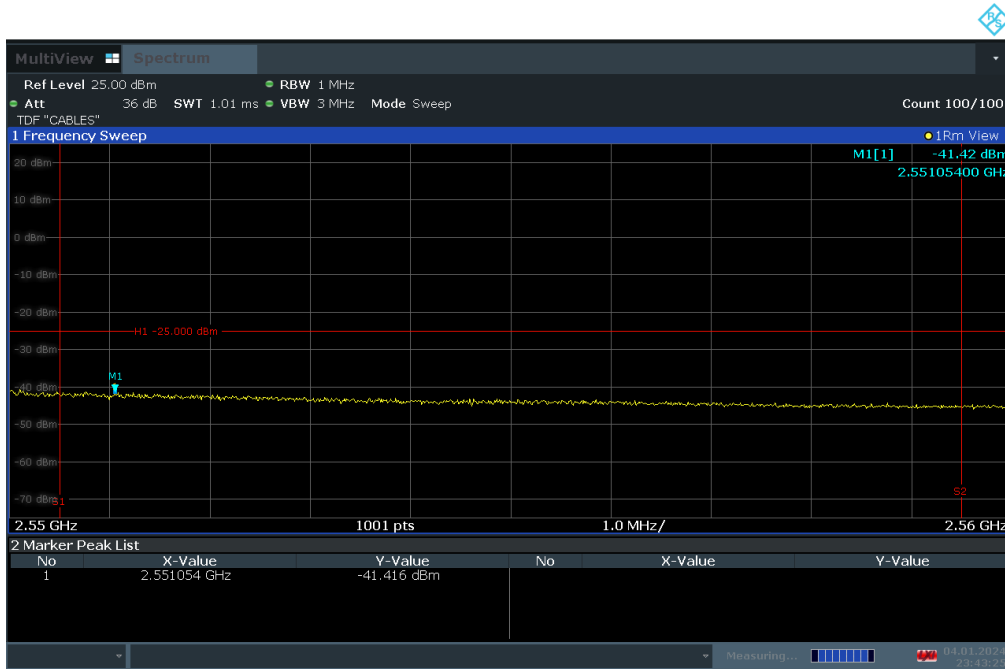
FCC ID: BCGA2837	PART 27 MEASUREMENT REPORT	Approved by: Technical Manager
Test Report S/N: 1C2311270068-10-R1.BCG	Test Dates: 10/1/2023 - 04/03/2024	EUT Type: Tablet Device
		Page 155 of 569

V2.2 09/07/2023



23:43:09 04.01.2024

Plot 7-260. Mid Band Edge Plot (LTE Band 7 - 5MHz QPSK – Full RB)



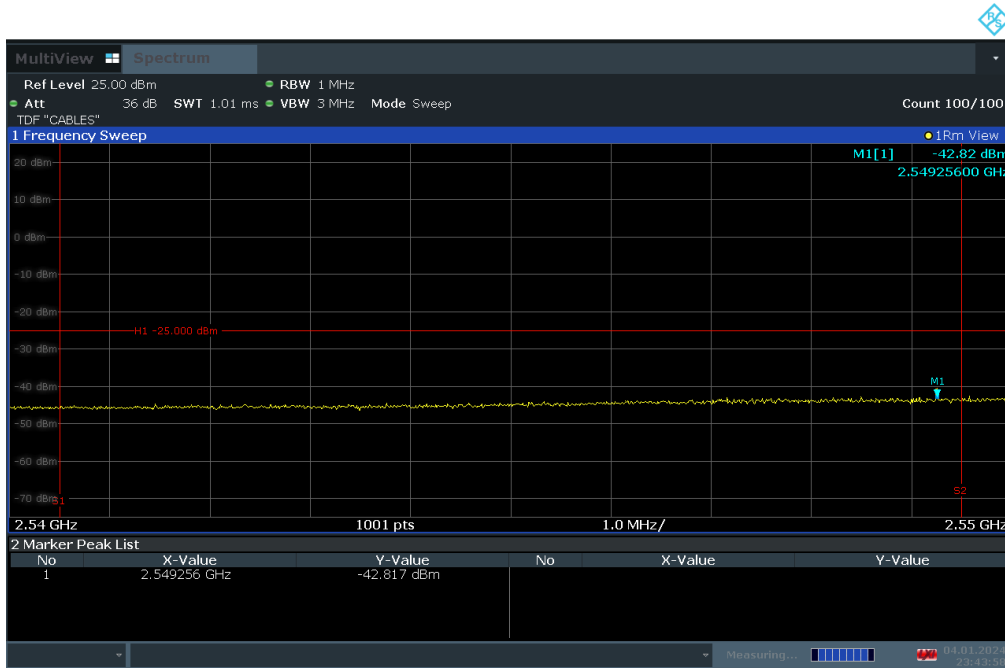
23:43:26 04.01.2024

Plot 7-261. Mid Band Edge Plot (LTE Band 7 - 5MHz QPSK – Full RB)

FCC ID: BCGA2837	PART 27 MEASUREMENT REPORT	Approved by: Technical Manager
Test Report S/N: 1C2311270068-10-R1.BCG	Test Dates: 10/1/2023 - 04/03/2024	EUT Type: Tablet Device
		Page 156 of 569

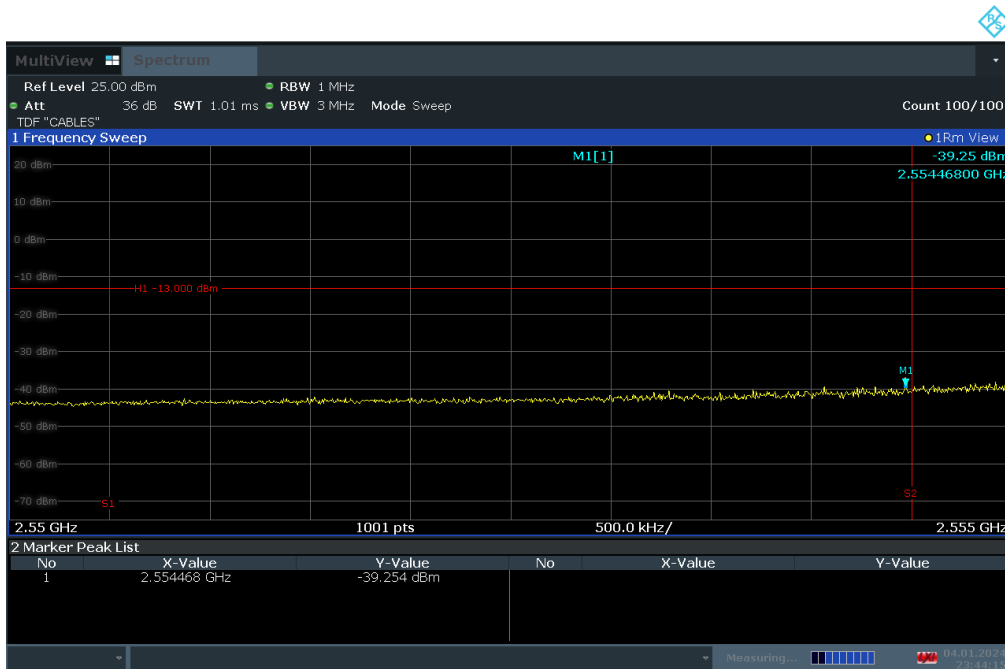
V2.2 09/07/2023

Unless otherwise specified, no part of this report may be reproduced or utilized in any part, form or by any means, electronic or mechanical, including photocopying and microfilm, without permission in writing from Element Materials Technology. If you have any questions about this or have an enquiry about obtaining additional rights to this report or assembly of contents thereof, please contact ct.info@element.com.



23:43:58 04.01.2024

Plot 7-262. Upper Band Edge Plot (LTE Band 7 - 5MHz QPSK – Full RB)

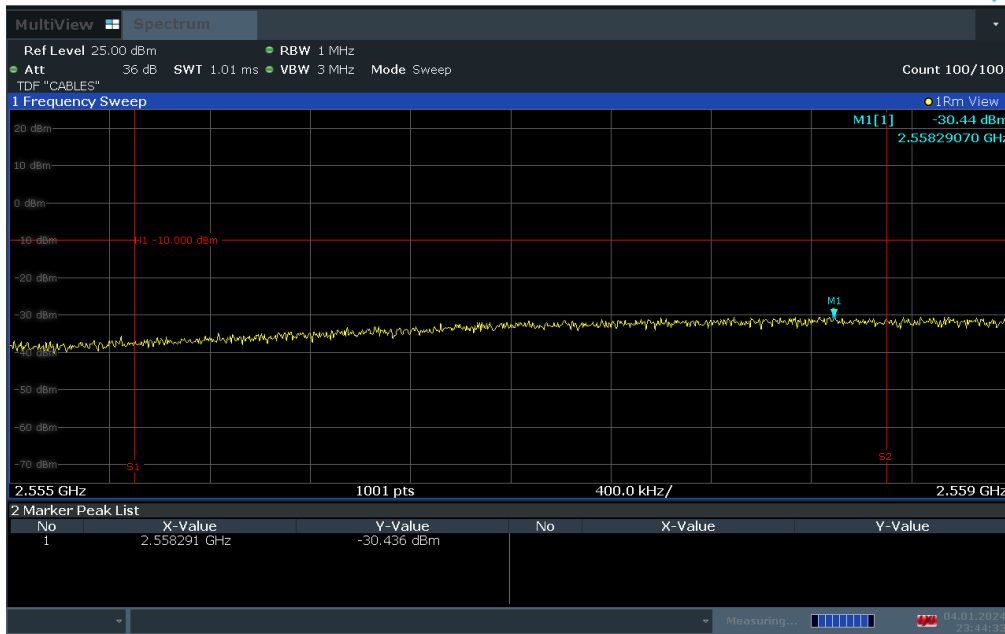


23:44:16 04.01.2024

Plot 7-263. Upper Band Edge Plot (LTE Band 7 - 5MHz QPSK – Full RB)

FCC ID: BCGA2837	PART 27 MEASUREMENT REPORT		Approved by: Technical Manager
Test Report S/N: 1C2311270068-10-R1.BCG	Test Dates: 10/1/2023 - 04/03/2024	EUT Type: Tablet Device	Page 157 of 569

V2.2 09/07/2023



23:44:33 04.01.2024

Plot 7-264. Upper Band Edge Plot (LTE Band 7 - 5MHz QPSK – Full RB)

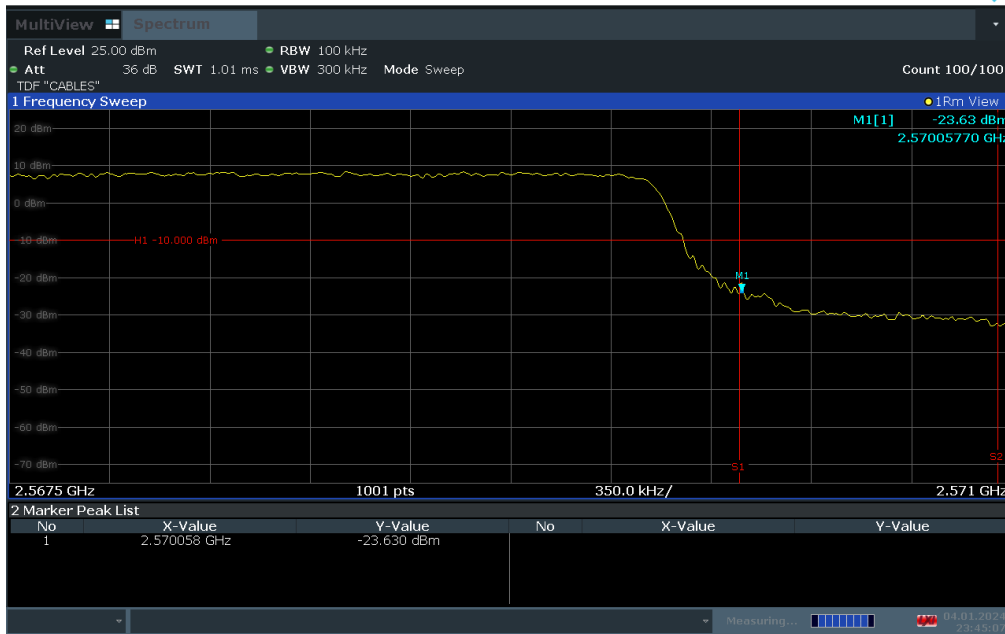


23:44:50 04.01.2024

Plot 7-265. Upper Band Edge Plot (LTE Band 7 - 5MHz QPSK – Full RB)

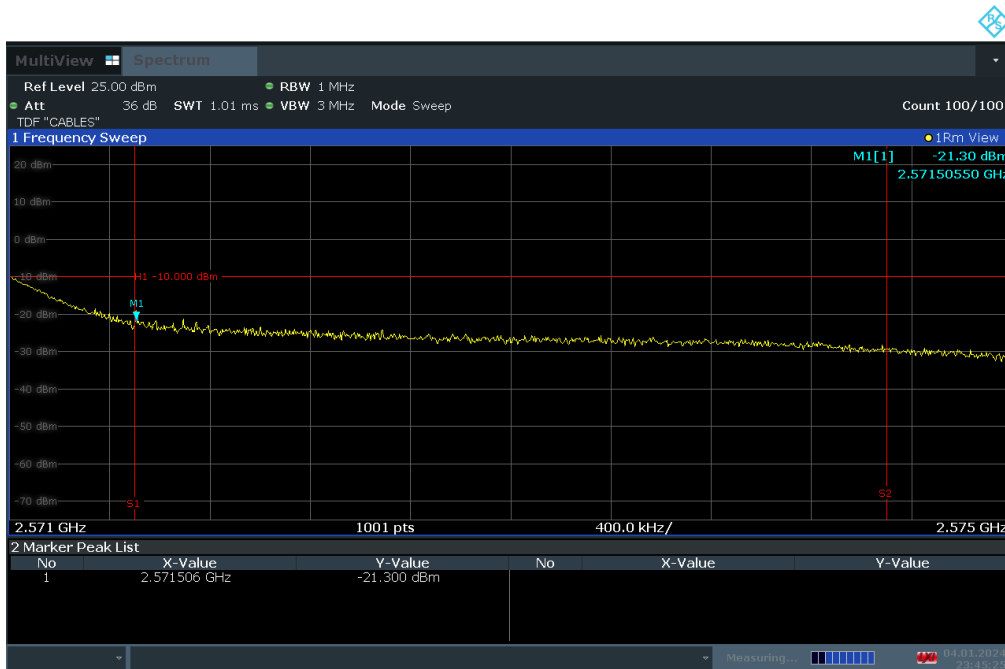
FCC ID: BCGA2837	PART 27 MEASUREMENT REPORT	Approved by: Technical Manager
Test Report S/N: 1C2311270068-10-R1.BCG	Test Dates: 10/1/2023 - 04/03/2024	EUT Type: Tablet Device
		Page 158 of 569

V2.2 09/07/2023



23:45:08 04.01.2024

Plot 7-266. Upper Band Edge Plot (LTE Band 7 - 5MHz QPSK – Full RB)



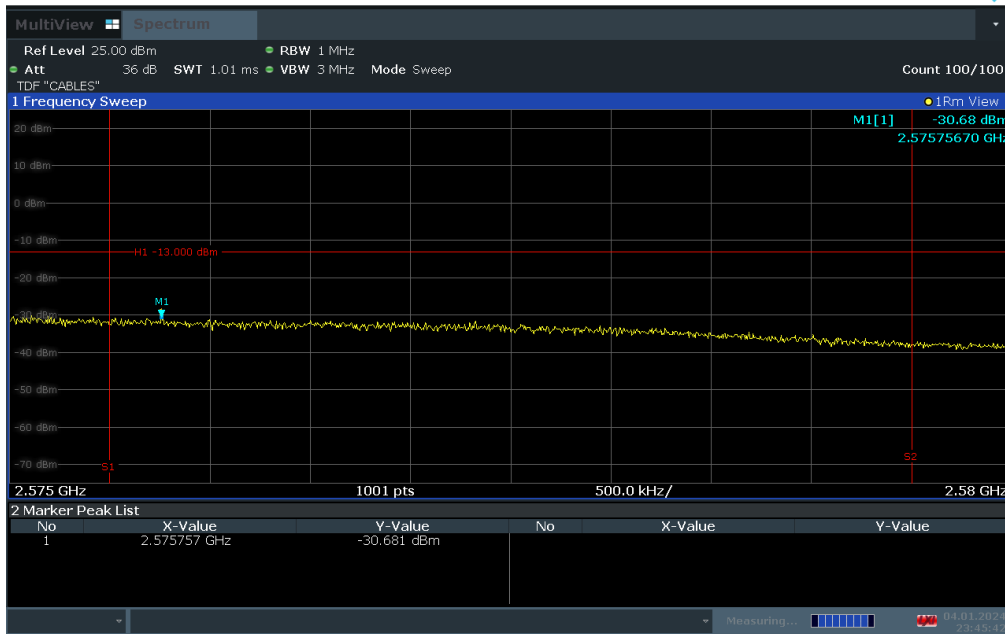
23:45:25 04.01.2024

Plot 7-267. Upper Band Edge Plot (LTE Band 7 - 5MHz QPSK – Full RB)

FCC ID: BCGA2837	PART 27 MEASUREMENT REPORT		Approved by: Technical Manager
Test Report S/N: 1C2311270068-10-R1.BCG	Test Dates: 10/1/2023 - 04/03/2024	EUT Type: Tablet Device	Page 159 of 569

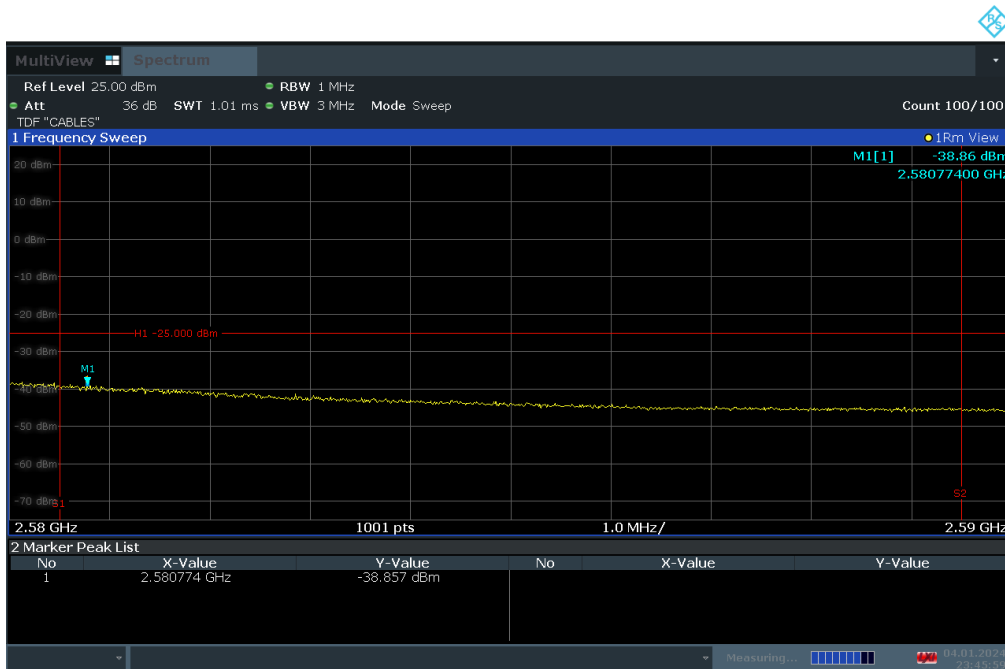
V2.2 09/07/2023

Unless otherwise specified, no part of this report may be reproduced or utilized in any part, form or by any means, electronic or mechanical, including photocopying and microfilm, without permission in writing from Element Materials Technology. If you have any questions about this or have an enquiry about obtaining additional rights to this report or assembly of contents thereof, please contact ct.info@element.com.



23:45:42 04.01.2024

Plot 7-268. Upper Band Edge Plot (LTE Band 7 - 5MHz QPSK – Full RB)

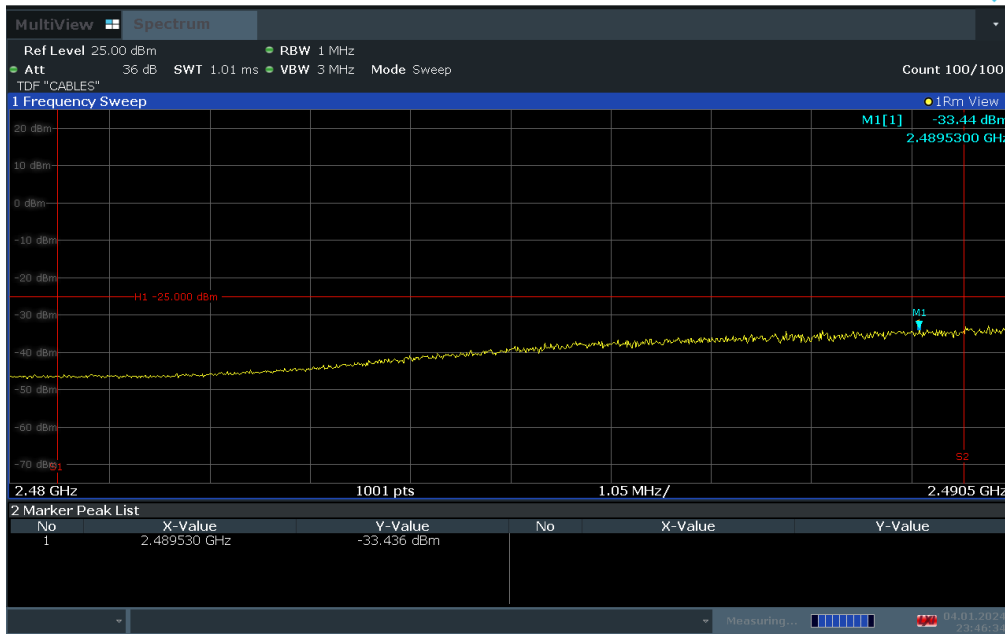


23:46:00 04.01.2024

Plot 7-269. Upper Band Edge Plot (LTE Band 7 - 5MHz QPSK – Full RB)

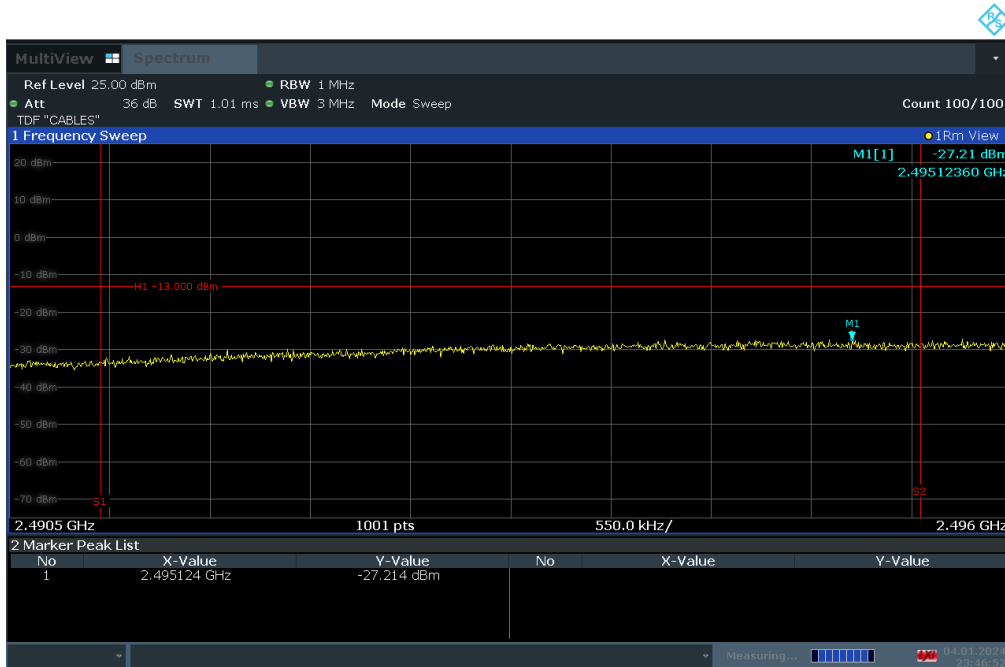
FCC ID: BCGA2837	PART 27 MEASUREMENT REPORT	Approved by: Technical Manager
Test Report S/N: 1C2311270068-10-R1.BCG	Test Dates: 10/1/2023 - 04/03/2024	EUT Type: Tablet Device
		Page 160 of 569

V2.2 09/07/2023



23:46:35 04.01.2024

Plot 7-270. Lower Band Edge Plot (LTE Band 7 - 10MHz QPSK – Full RB)

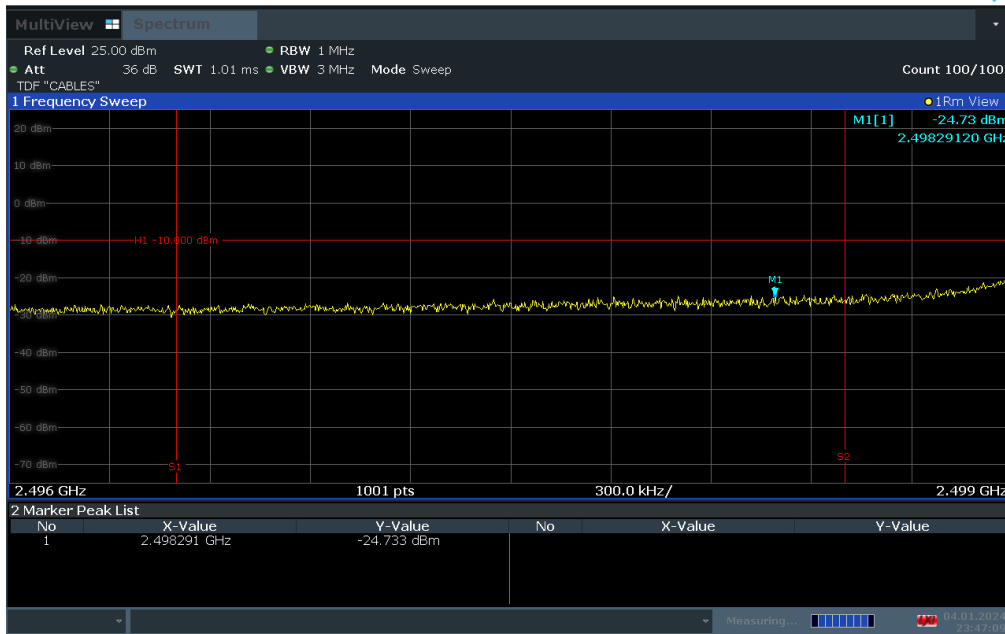


23:46:52 04.01.2024

Plot 7-271. Lower Band Edge Plot (LTE Band 7 - 10MHz QPSK – Full RB)

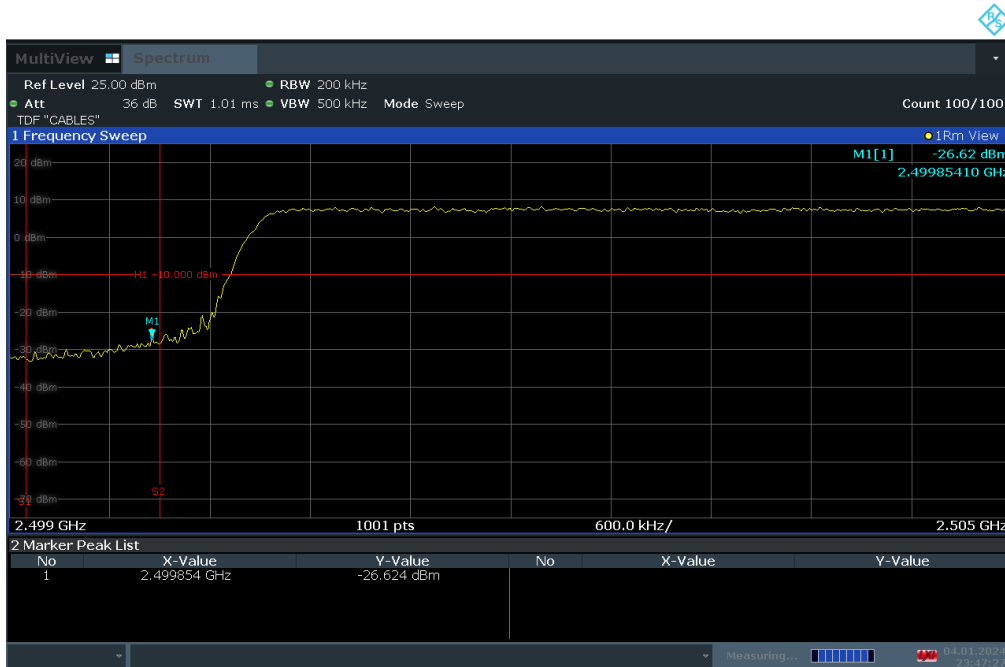
FCC ID: BCGA2837	PART 27 MEASUREMENT REPORT		Approved by: Technical Manager
Test Report S/N: 1C2311270068-10-R1.BCG	Test Dates: 10/1/2023 - 04/03/2024	EUT Type: Tablet Device	Page 161 of 569

V2.2 09/07/2023



23:47:10 04.01.2024

Plot 7-272. Lower Band Edge Plot (LTE Band 7 - 10MHz QPSK – Full RB)

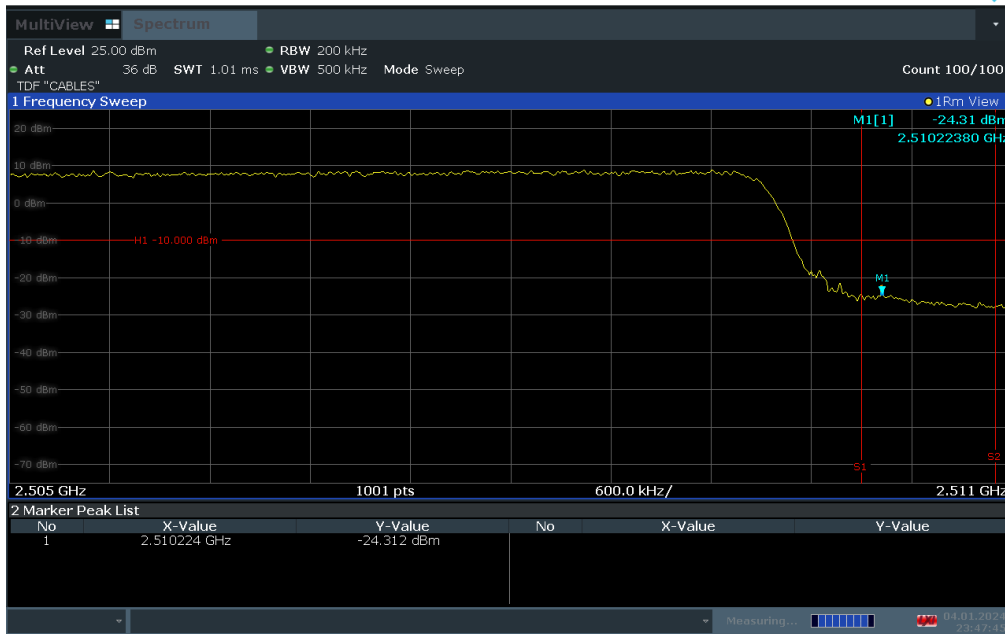


23:47:28 04.01.2024

Plot 7-273. Lower Band Edge Plot (LTE Band 7 - 10MHz QPSK – Full RB)

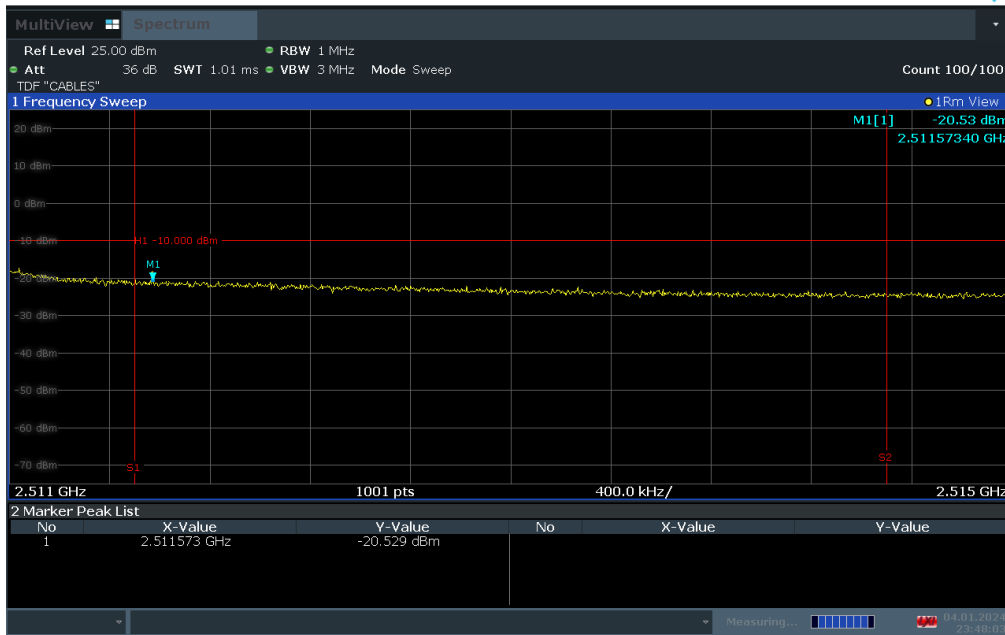
FCC ID: BCGA2837	PART 27 MEASUREMENT REPORT	Approved by: Technical Manager
Test Report S/N: 1C2311270068-10-R1.BCG	Test Dates: 10/1/2023 - 04/03/2024	EUT Type: Tablet Device
		Page 162 of 569

V2.2 09/07/2023



23:47:45 04.01.2024

Plot 7-274. Lower Band Edge Plot (LTE Band 7 - 10MHz QPSK – Full RB)

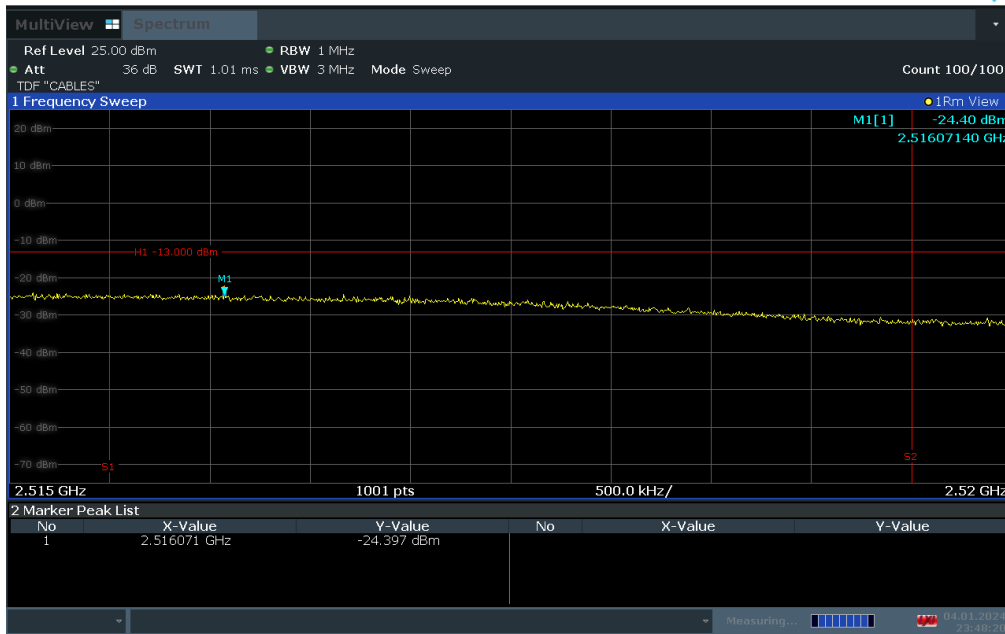


23:48:03 04.01.2024

Plot 7-275. Lower Band Edge Plot (LTE Band 7 - 10MHz QPSK – Full RB)

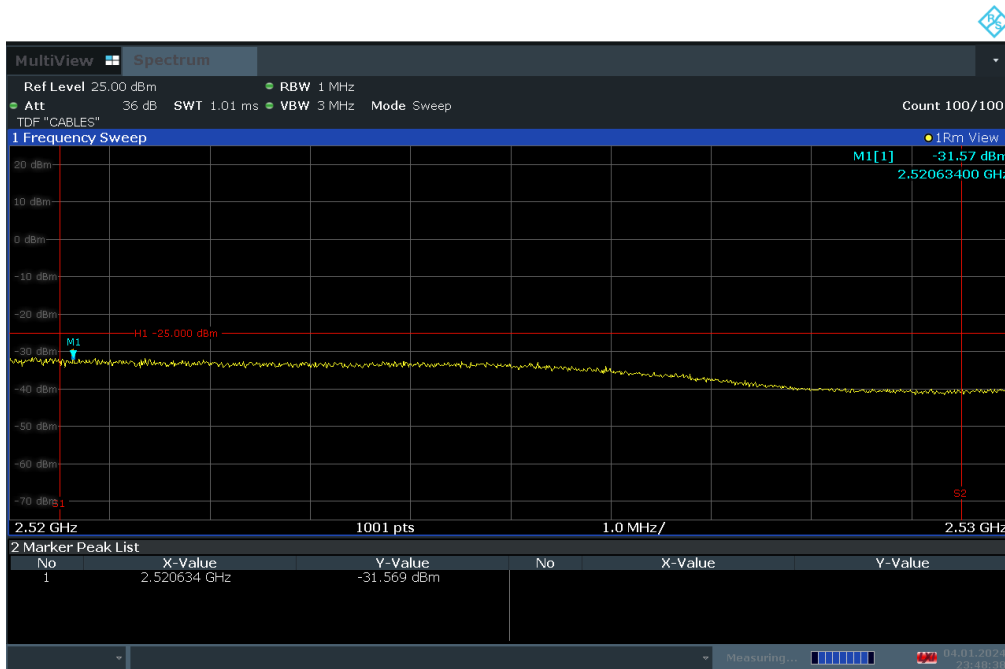
FCC ID: BCGA2837	PART 27 MEASUREMENT REPORT		Approved by: Technical Manager
Test Report S/N: 1C2311270068-10-R1.BCG	Test Dates: 10/1/2023 - 04/03/2024	EUT Type: Tablet Device	Page 163 of 569

V2.2 09/07/2023



23:48:21 04.01.2024

Plot 7-276. Lower Band Edge Plot (LTE Band 7 - 10MHz QPSK – Full RB)



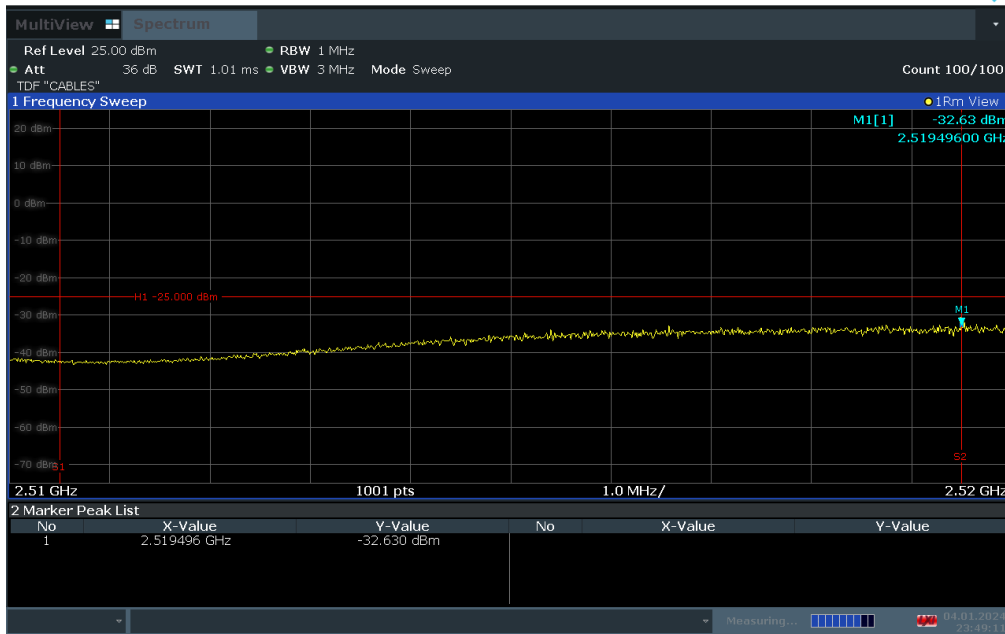
23:48:38 04.01.2024

Plot 7-277. Lower Band Edge Plot (LTE Band 7 - 10MHz QPSK – Full RB)

FCC ID: BCGA2837	PART 27 MEASUREMENT REPORT	Approved by: Technical Manager
Test Report S/N: 1C2311270068-10-R1.BCG	Test Dates: 10/1/2023 - 04/03/2024	EUT Type: Tablet Device
		Page 164 of 569

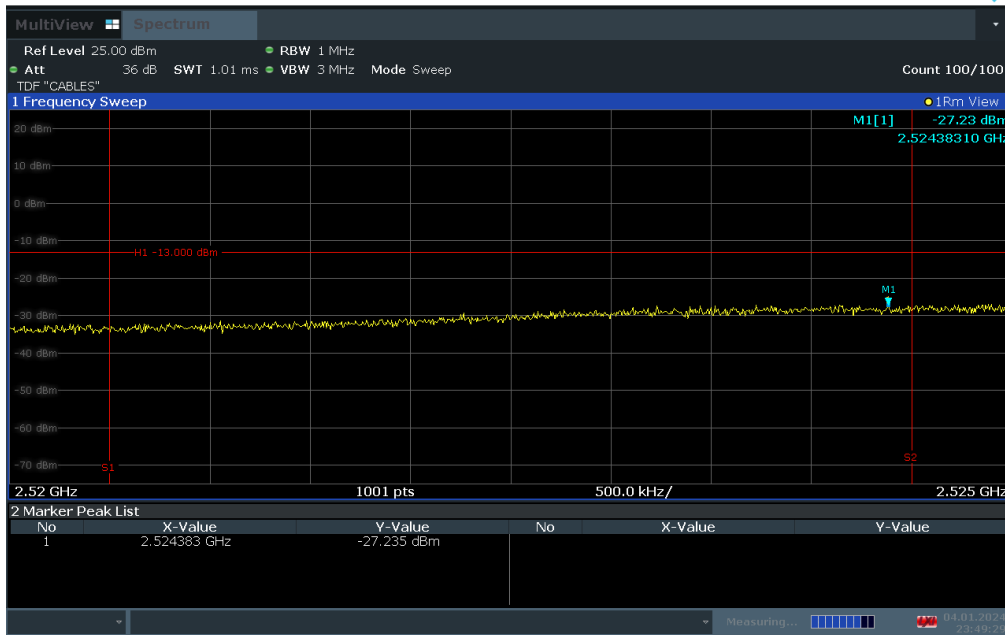
V2.2 09/07/2023

Unless otherwise specified, no part of this report may be reproduced or utilized in any part, form or by any means, electronic or mechanical, including photocopying and microfilm, without permission in writing from Element Materials Technology. If you have any questions about this or have an enquiry about obtaining additional rights to this report or assembly of contents thereof, please contact ct.info@element.com.



23:49:12 04.01.2024

Plot 7-278. Mid Band Edge Plot (LTE Band 7 - 10MHz QPSK – Full RB)

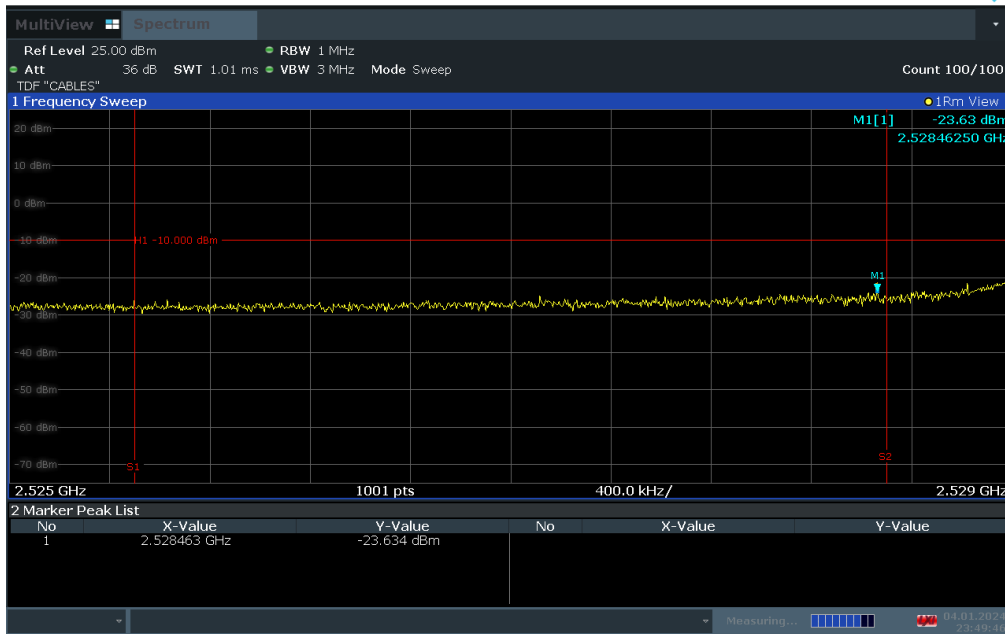


23:49:29 04.01.2024

Plot 7-279. Mid Band Edge Plot (LTE Band 7 - 10MHz QPSK – Full RB)

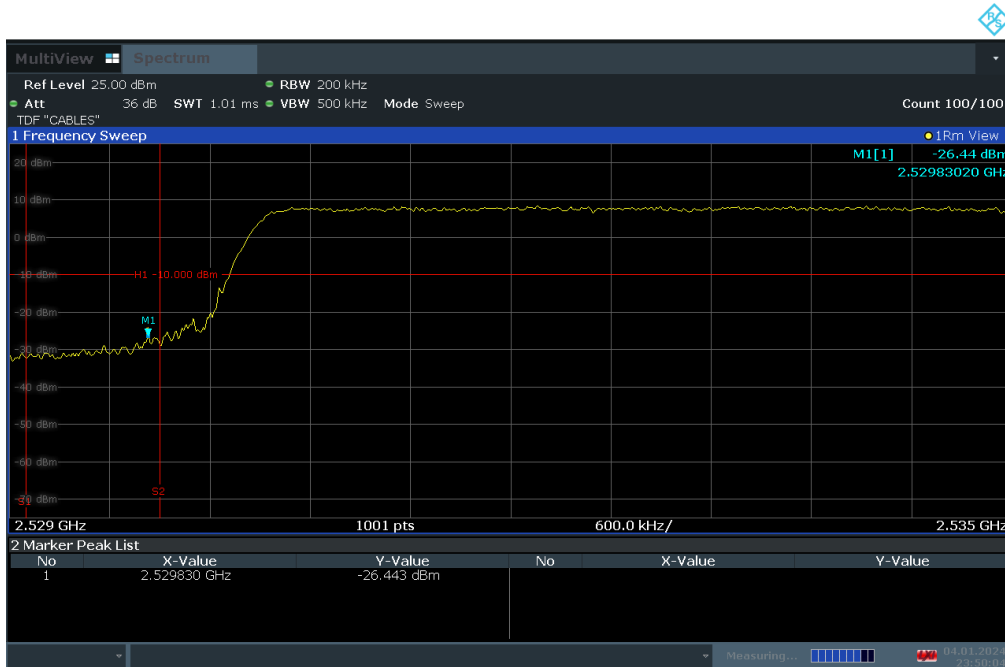
FCC ID: BCGA2837	PART 27 MEASUREMENT REPORT	Approved by: Technical Manager
Test Report S/N: 1C2311270068-10-R1.BCG	Test Dates: 10/1/2023 - 04/03/2024	EUT Type: Tablet Device
		Page 165 of 569

V2.2 09/07/2023



23:49:47 04.01.2024

Plot 7-280. Mid Band Edge Plot (LTE Band 7 - 10MHz QPSK – Full RB)

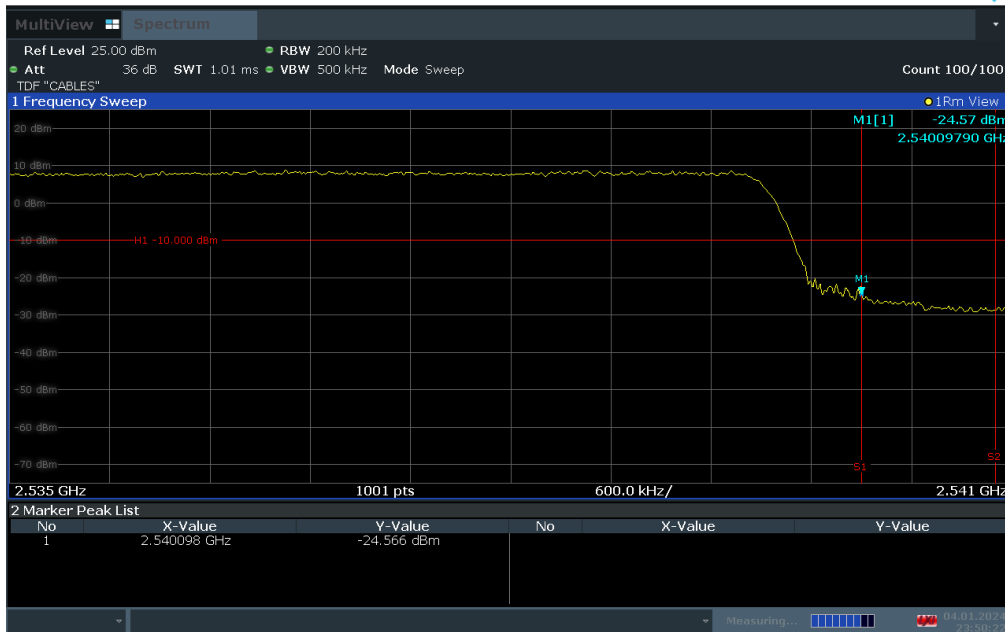


23:50:05 04.01.2024

Plot 7-281. Mid Band Edge Plot (LTE Band 7 - 10MHz QPSK – Full RB)

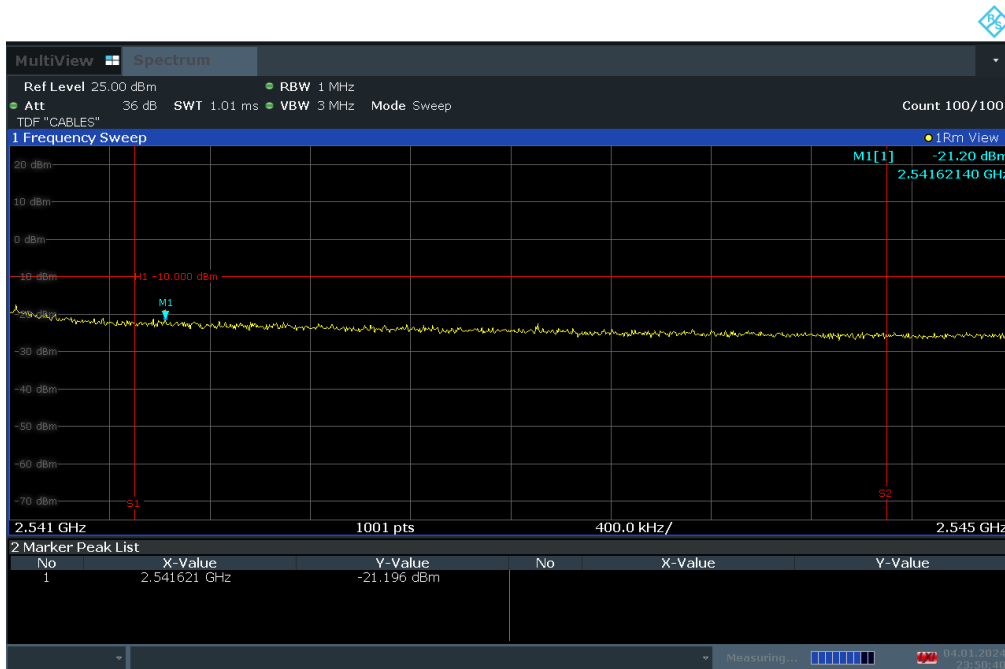
FCC ID: BCGA2837	PART 27 MEASUREMENT REPORT	Approved by: Technical Manager
Test Report S/N: 1C2311270068-10-R1.BCG	Test Dates: 10/1/2023 - 04/03/2024	EUT Type: Tablet Device
		Page 166 of 569

V2.2 09/07/2023



23:50:22 04.01.2024

Plot 7-282. Mid Band Edge Plot (LTE Band 7 - 10MHz QPSK – Full RB)



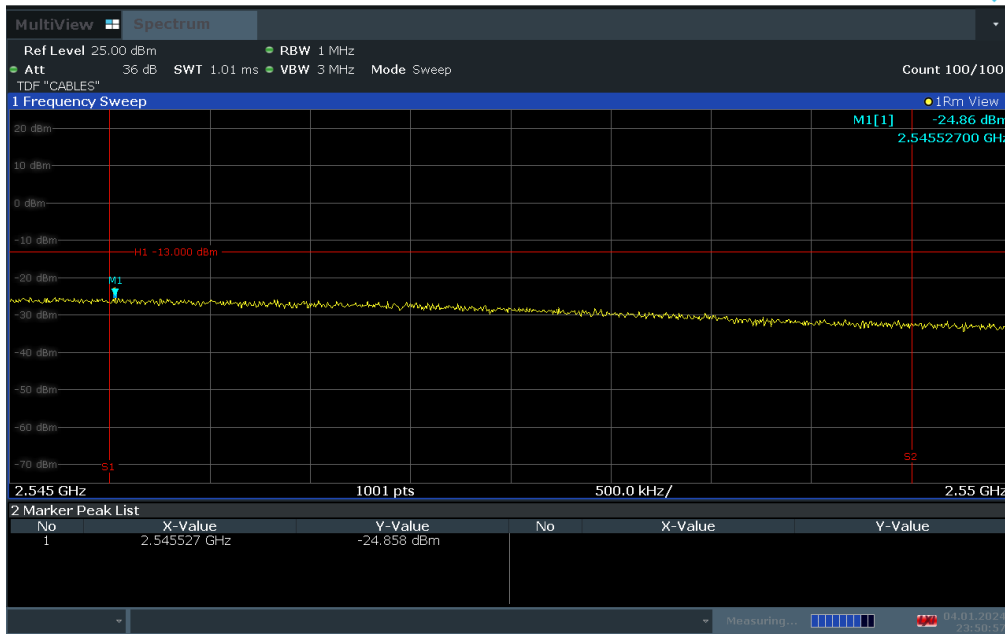
23:50:40 04.01.2024

Plot 7-283. Mid Band Edge Plot (LTE Band 7 - 10MHz QPSK – Full RB)

FCC ID: BCGA2837	PART 27 MEASUREMENT REPORT		Approved by: Technical Manager
Test Report S/N: 1C2311270068-10-R1.BCG	Test Dates: 10/1/2023 - 04/03/2024	EUT Type: Tablet Device	Page 167 of 569

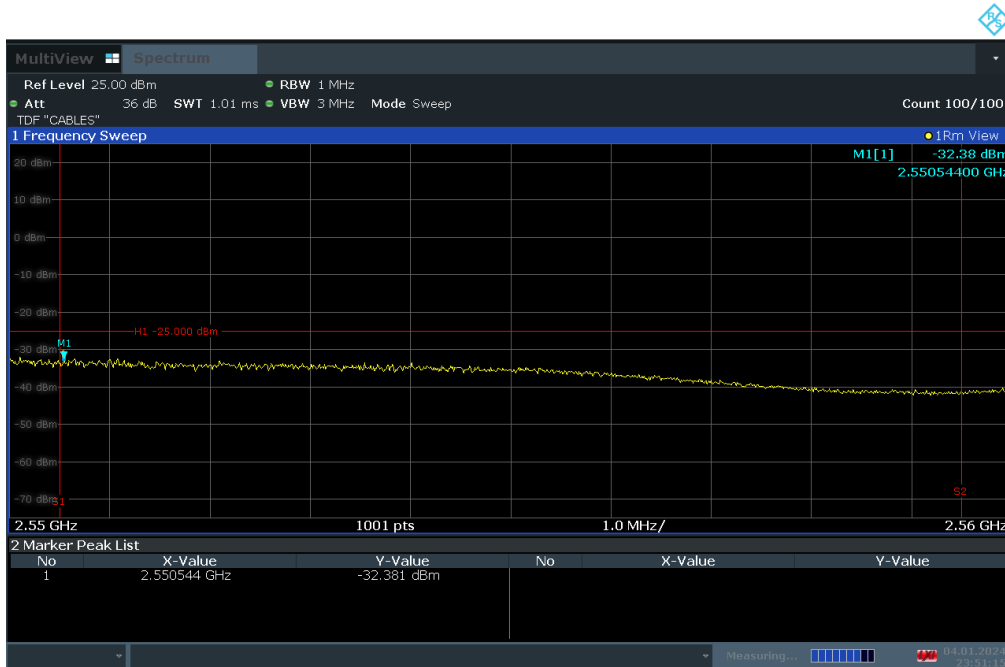
V2.2 09/07/2023

Unless otherwise specified, no part of this report may be reproduced or utilized in any part, form or by any means, electronic or mechanical, including photocopying and microfilm, without permission in writing from Element Materials Technology. If you have any questions about this or have an enquiry about obtaining additional rights to this report or assembly of contents thereof, please contact ct.info@element.com.



23:50:58 04.01.2024

Plot 7-284. Mid Band Edge Plot (LTE Band 7 - 10MHz QPSK – Full RB)

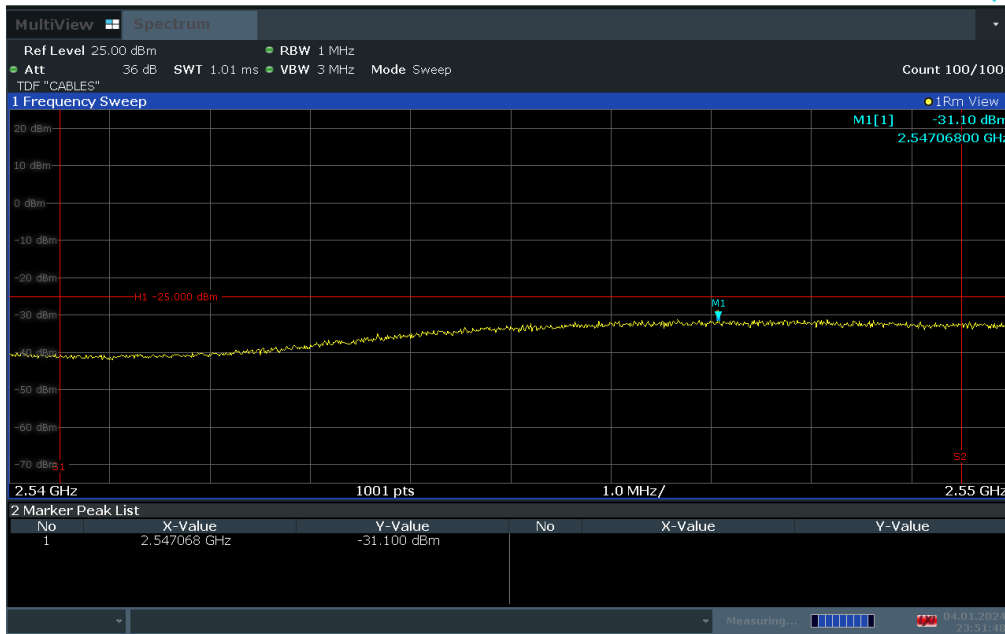


23:51:15 04.01.2024

Plot 7-285. Mid Band Edge Plot (LTE Band 7 - 10MHz QPSK – Full RB)

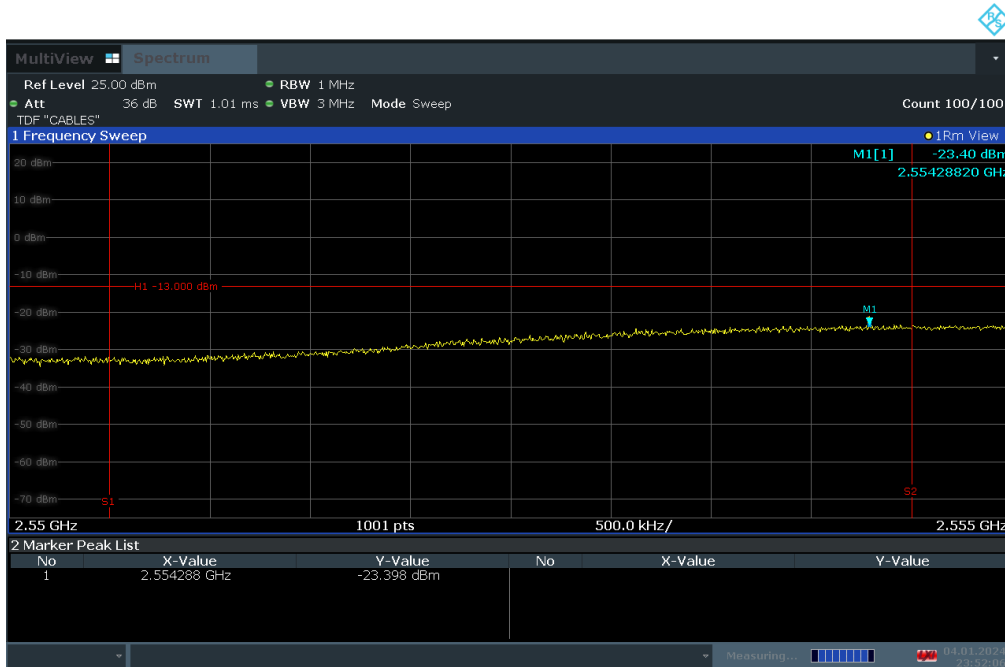
FCC ID: BCGA2837	PART 27 MEASUREMENT REPORT		Approved by: Technical Manager
Test Report S/N: 1C2311270068-10-R1.BCG	Test Dates: 10/1/2023 - 04/03/2024	EUT Type: Tablet Device	Page 168 of 569

V2.2 09/07/2023



23:51:49 04.01.2024

Plot 7-286. Upper Band Edge Plot (LTE Band 7 - 10MHz QPSK – Full RB)

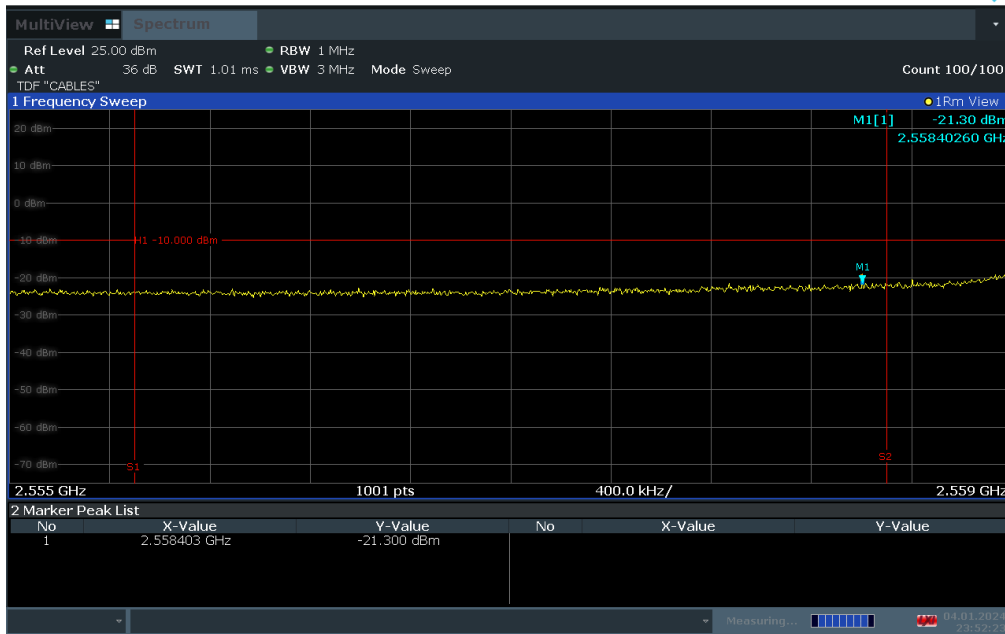


23:52:06 04.01.2024

Plot 7-287. Upper Band Edge Plot (LTE Band 7 - 10MHz QPSK – Full RB)

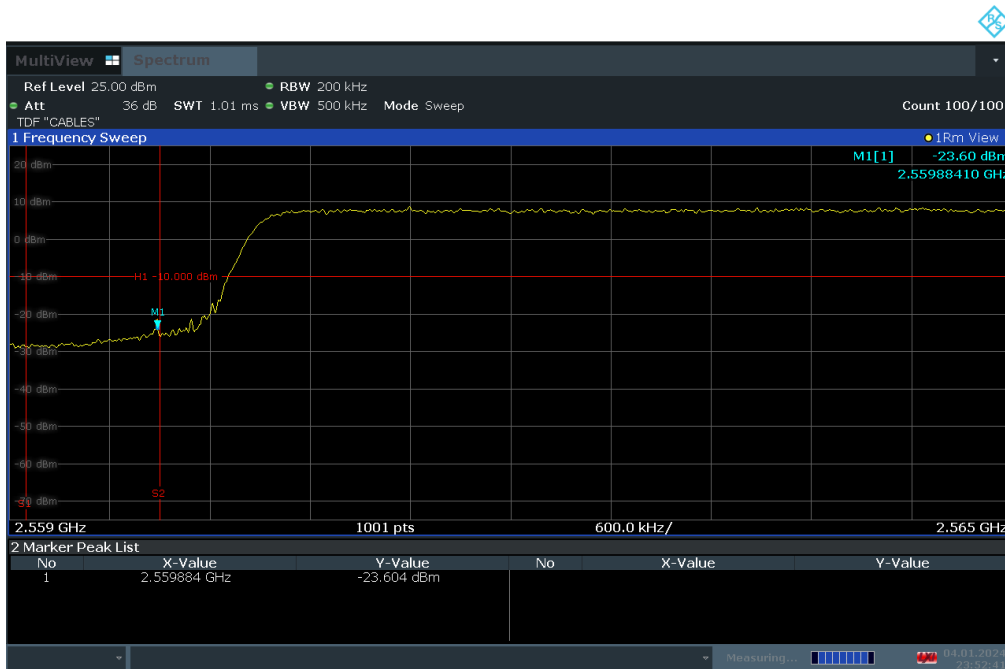
FCC ID: BCGA2837	PART 27 MEASUREMENT REPORT	Approved by: Technical Manager
Test Report S/N: 1C2311270068-10-R1.BCG	Test Dates: 10/1/2023 - 04/03/2024	EUT Type: Tablet Device
		Page 169 of 569

V2.2 09/07/2023



23:52:24 04.01.2024

Plot 7-288. Upper Band Edge Plot (LTE Band 7 - 10MHz QPSK – Full RB)

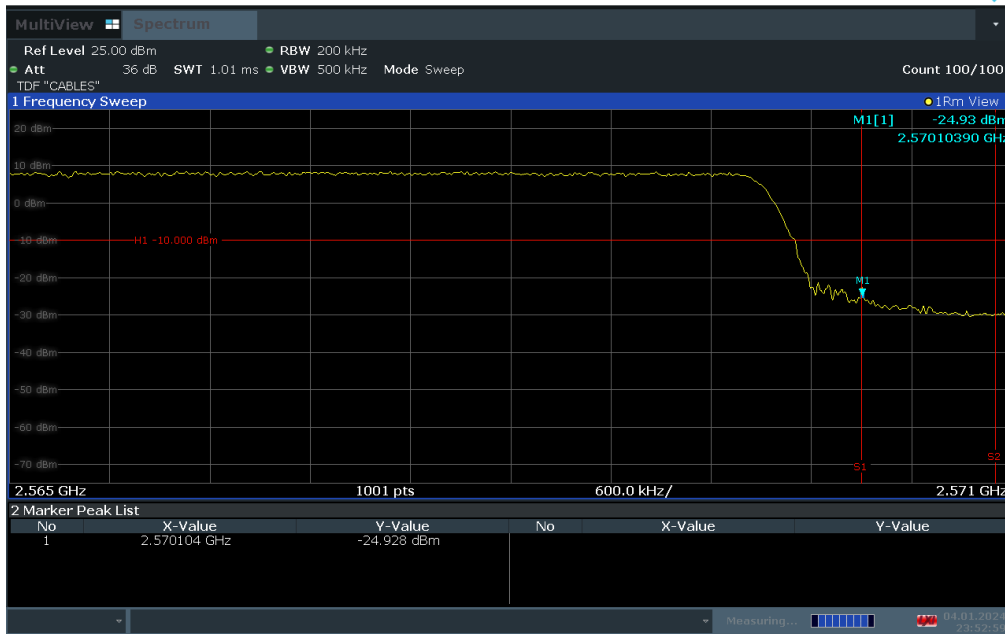


23:52:42 04.01.2024

Plot 7-289. Upper Band Edge Plot (LTE Band 7 - 10MHz QPSK – Full RB)

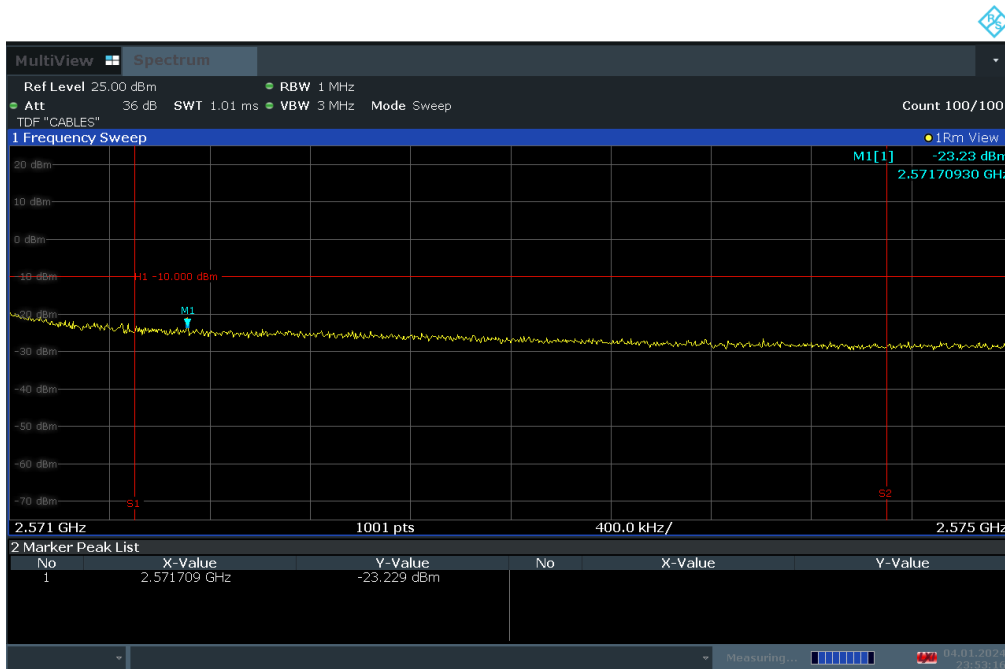
FCC ID: BCGA2837	PART 27 MEASUREMENT REPORT	Approved by: Technical Manager
Test Report S/N: 1C2311270068-10-R1.BCG	Test Dates: 10/1/2023 - 04/03/2024	EUT Type: Tablet Device
		Page 170 of 569

V2.2 09/07/2023



23:52:59 04.01.2024

Plot 7-290. Upper Band Edge Plot (LTE Band 7 - 10MHz QPSK – Full RB)



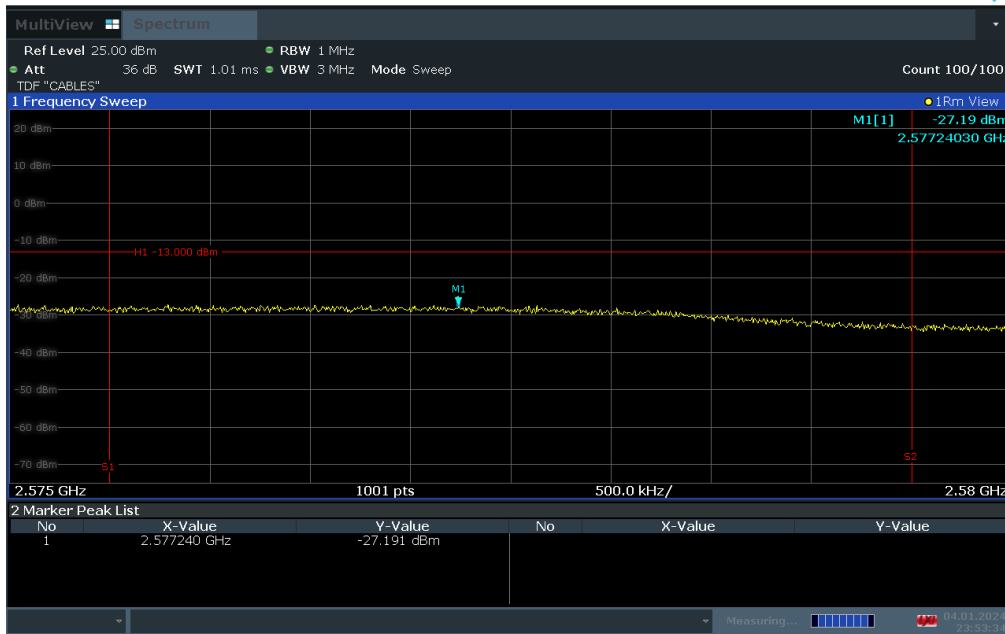
23:53:17 04.01.2024

Plot 7-291. Upper Band Edge Plot (LTE Band 7 - 10MHz QPSK – Full RB)

FCC ID: BCGA2837	PART 27 MEASUREMENT REPORT		Approved by: Technical Manager
Test Report S/N: 1C2311270068-10-R1.BCG	Test Dates: 10/1/2023 - 04/03/2024	EUT Type: Tablet Device	Page 171 of 569

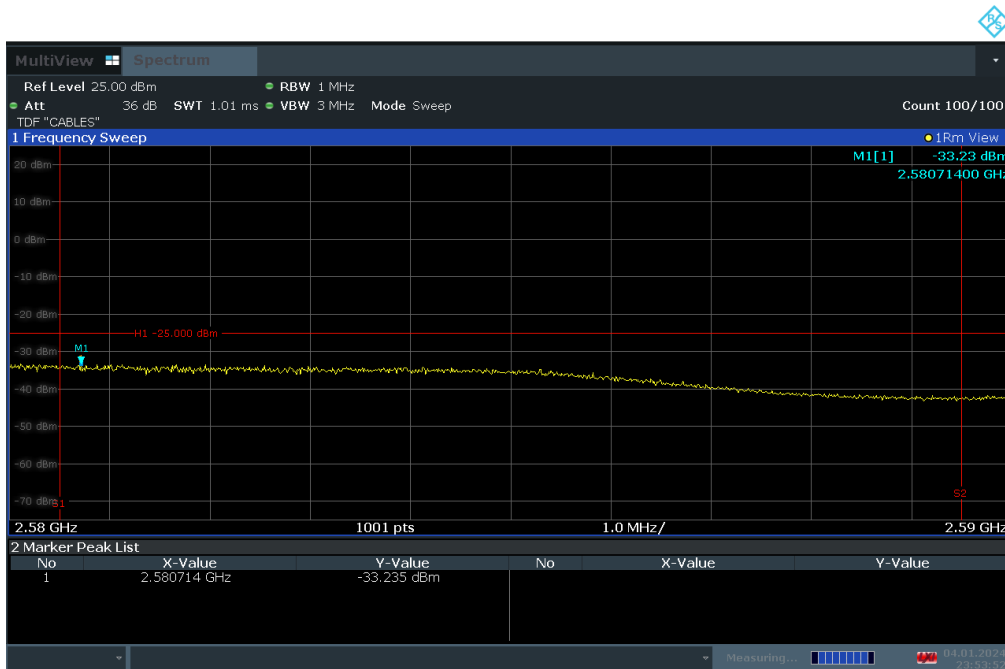
V2.2 09/07/2023

Unless otherwise specified, no part of this report may be reproduced or utilized in any part, form or by any means, electronic or mechanical, including photocopying and microfilm, without permission in writing from Element Materials Technology. If you have any questions about this or have an enquiry about obtaining additional rights to this report or assembly of contents thereof, please contact ct.info@element.com.



23:53:35 04.01.2024

Plot 7-292. Upper Band Edge Plot (LTE Band 7 - 10MHz QPSK – Full RB)

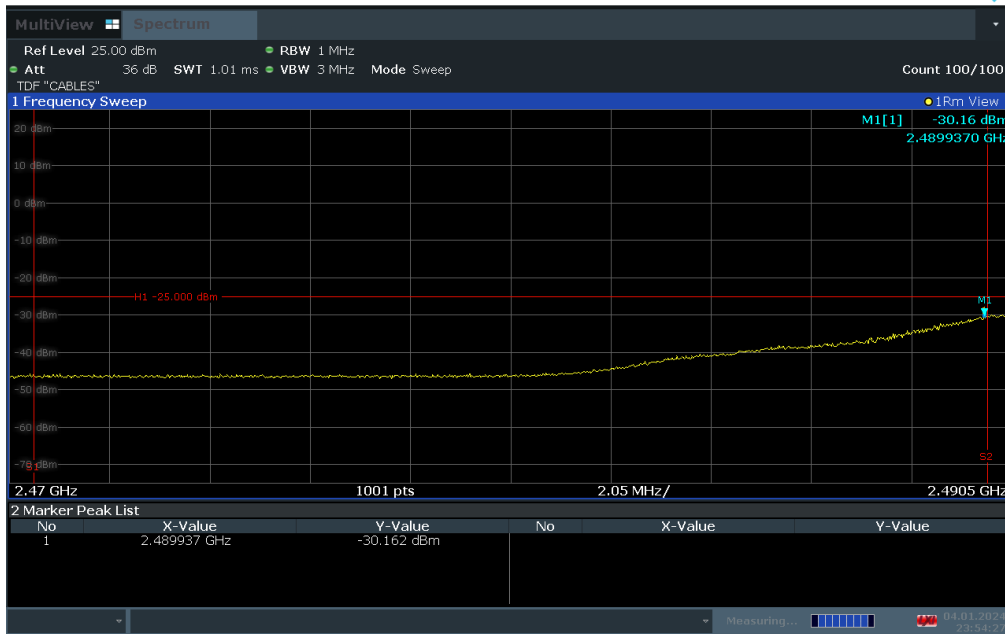


23:53:52 04.01.2024

Plot 7-293. Upper Band Edge Plot (LTE Band 7 - 10MHz QPSK – Full RB)

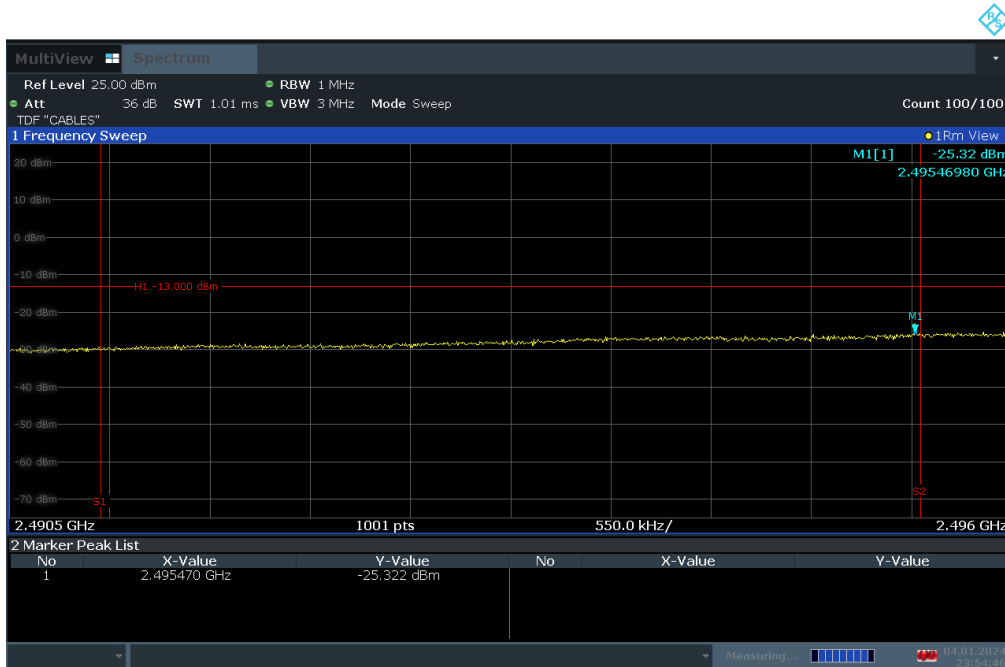
FCC ID: BCGA2837	PART 27 MEASUREMENT REPORT	Approved by: Technical Manager
Test Report S/N: 1C2311270068-10-R1.BCG	Test Dates: 10/1/2023 - 04/03/2024	EUT Type: Tablet Device
		Page 172 of 569

V2.2 09/07/2023



23:54:28 04.01.2024

Plot 7-294. Lower Band Edge Plot (LTE Band 7 - 15MHz QPSK – Full RB)

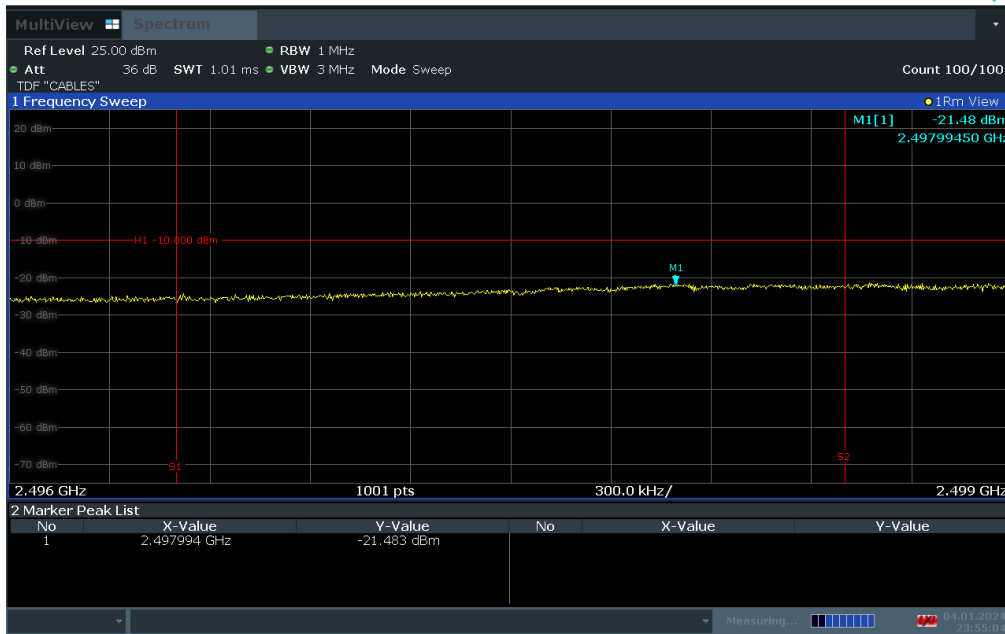


23:54:46 04.01.2024

Plot 7-295. Lower Band Edge Plot (LTE Band 7 - 15MHz QPSK – Full RB)

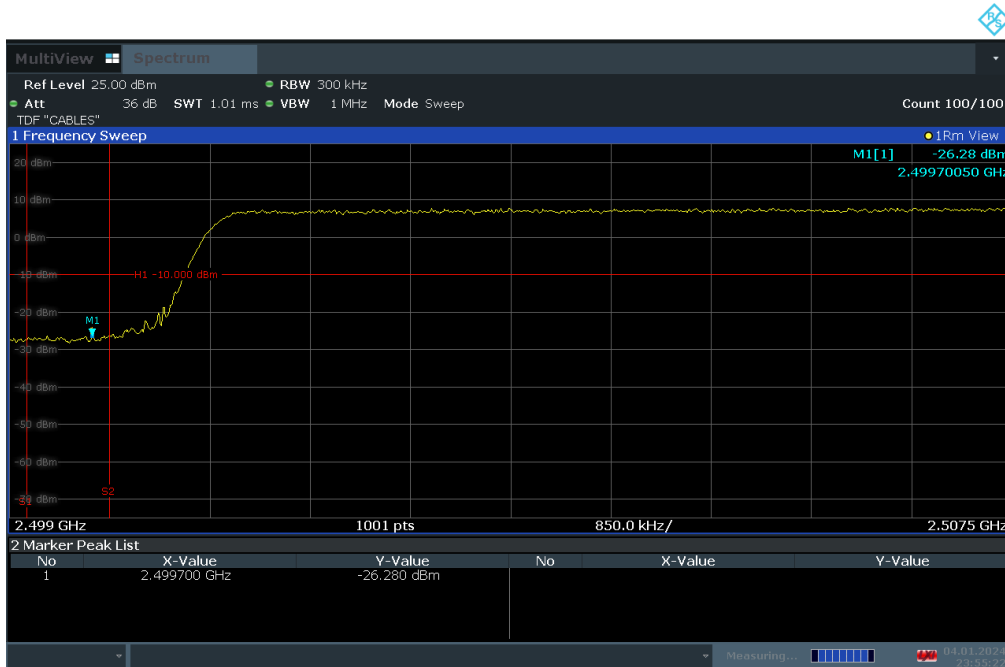
FCC ID: BCGA2837	PART 27 MEASUREMENT REPORT		Approved by: Technical Manager
Test Report S/N: 1C2311270068-10-R1.BCG	Test Dates: 10/1/2023 - 04/03/2024	EUT Type: Tablet Device	Page 173 of 569

V2.2 09/07/2023



23:55:04 04.01.2024

Plot 7-296. Lower Band Edge Plot (LTE Band 7 - 15MHz QPSK – Full RB)



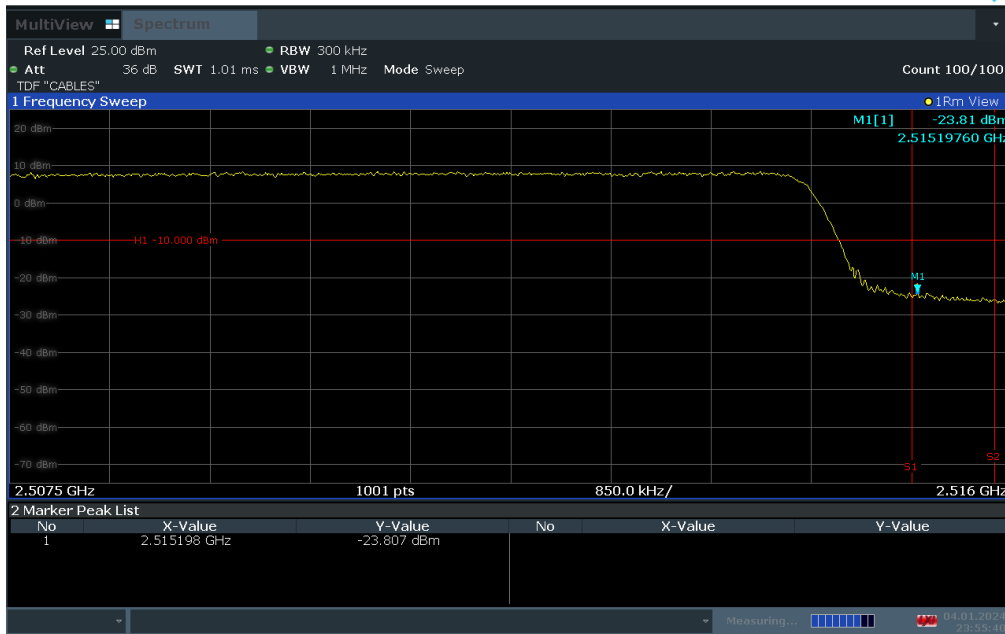
23:55:23 04.01.2024

Plot 7-297. Lower Band Edge Plot (LTE Band 7 - 15MHz QPSK – Full RB)

FCC ID: BCGA2837	PART 27 MEASUREMENT REPORT	Approved by: Technical Manager
Test Report S/N: 1C2311270068-10-R1.BCG	Test Dates: 10/1/2023 - 04/03/2024	EUT Type: Tablet Device
		Page 174 of 569

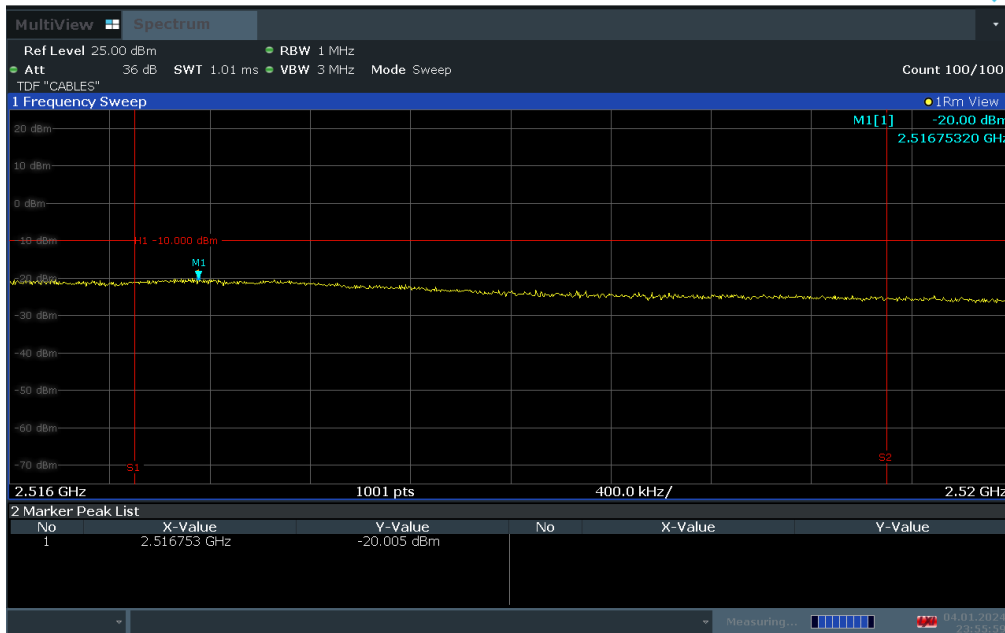
V2.2 09/07/2023

Unless otherwise specified, no part of this report may be reproduced or utilized in any part, form or by any means, electronic or mechanical, including photocopying and microfilm, without permission in writing from Element Materials Technology. If you have any questions about this or have an enquiry about obtaining additional rights to this report or assembly of contents thereof, please contact ct.info@element.com.



23:55:41 04.01.2024

Plot 7-298. Lower Band Edge Plot (LTE Band 7 - 15MHz QPSK – Full RB)

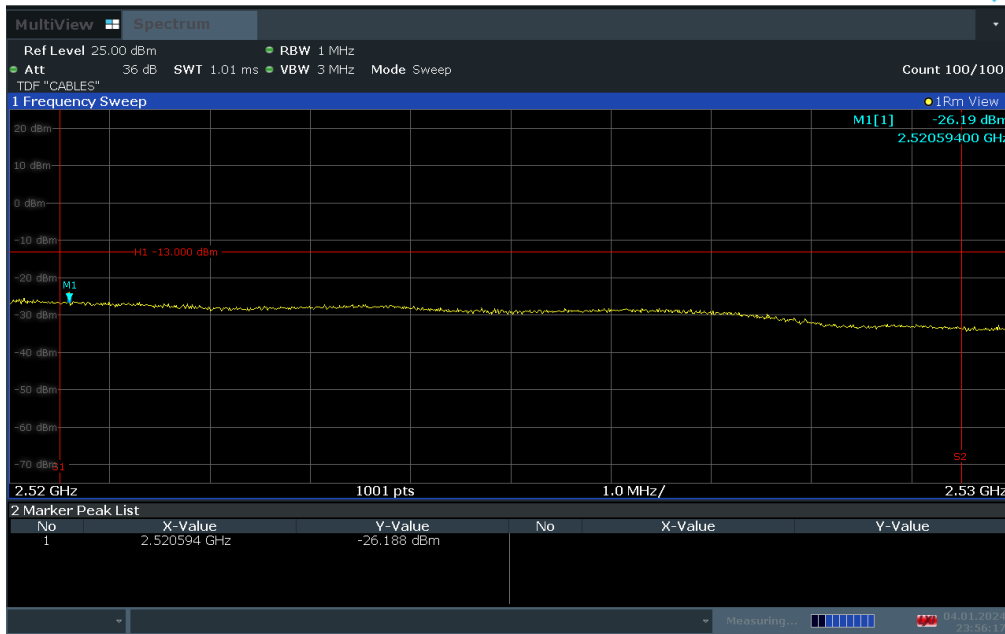


23:55:59 04.01.2024

Plot 7-299. Lower Band Edge Plot (LTE Band 7 - 15MHz QPSK – Full RB)

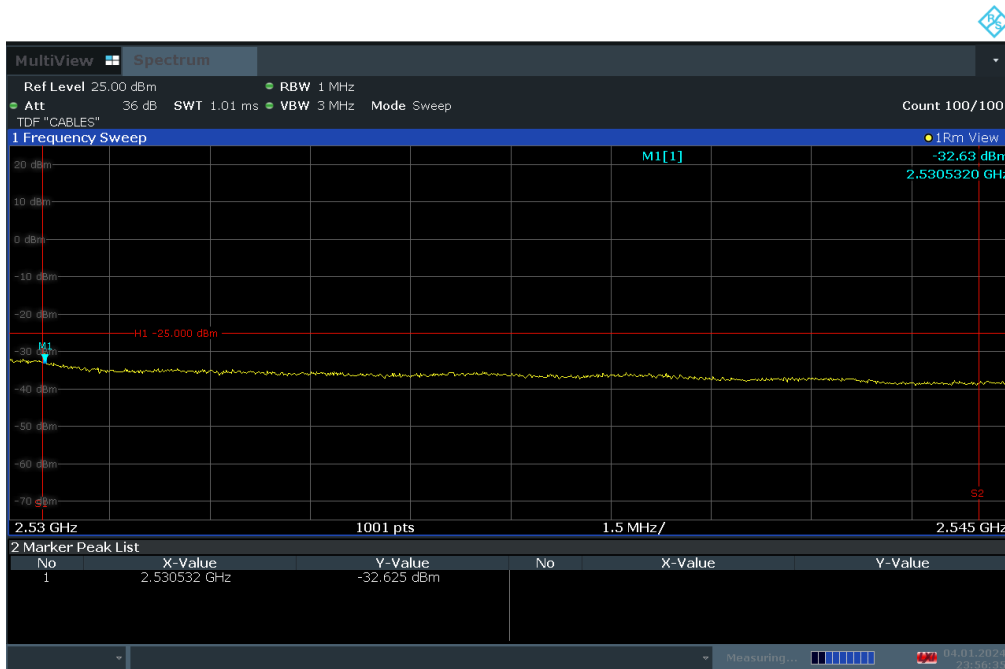
FCC ID: BCGA2837	PART 27 MEASUREMENT REPORT		Approved by: Technical Manager
Test Report S/N: 1C2311270068-10-R1.BCG	Test Dates: 10/1/2023 - 04/03/2024	EUT Type: Tablet Device	Page 175 of 569

V2.2 09/07/2023



23:56:17 04.01.2024

Plot 7-300. Lower Band Edge Plot (LTE Band 7 - 15MHz QPSK – Full RB)



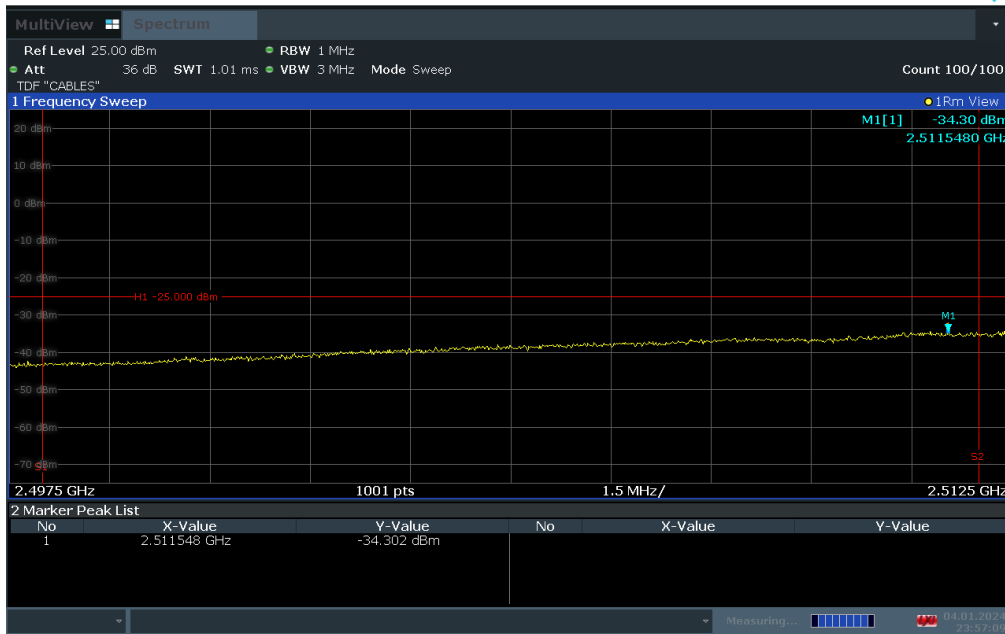
23:56:36 04.01.2024

Plot 7-301. Lower Band Edge Plot (LTE Band 7 - 15MHz QPSK – Full RB)

FCC ID: BCGA2837	PART 27 MEASUREMENT REPORT		Approved by: Technical Manager
Test Report S/N: 1C2311270068-10-R1.BCG	Test Dates: 10/1/2023 - 04/03/2024	EUT Type: Tablet Device	Page 176 of 569

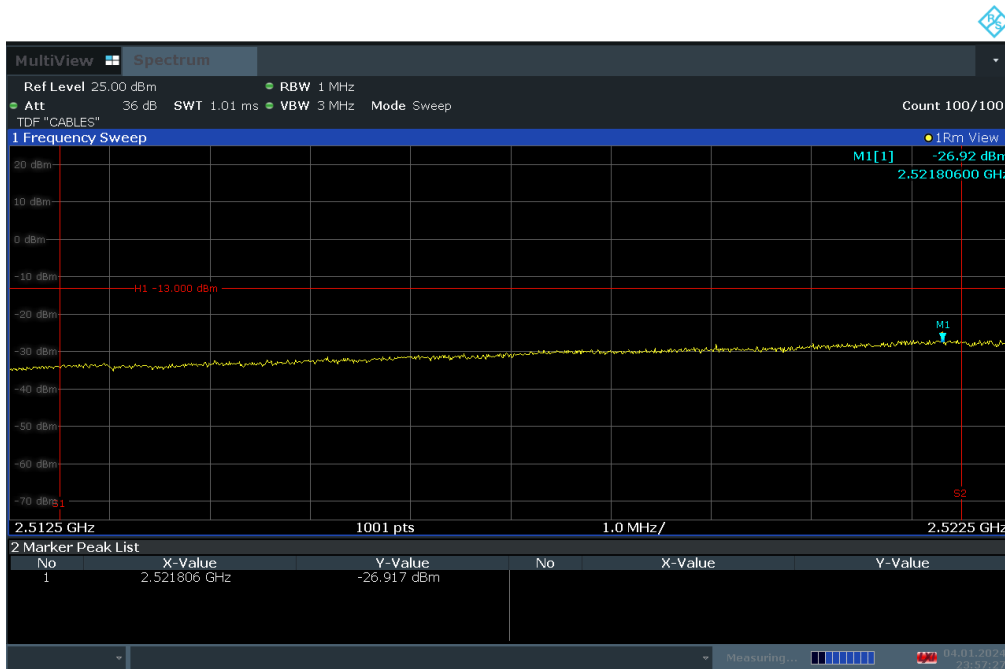
V2.2 09/07/2023

Unless otherwise specified, no part of this report may be reproduced or utilized in any part, form or by any means, electronic or mechanical, including photocopying and microfilm, without permission in writing from Element Materials Technology. If you have any questions about this or have an enquiry about obtaining additional rights to this report or assembly of contents thereof, please contact ct.info@element.com.



23:57:09 04.01.2024

Plot 7-302. Mid Band Edge Plot (LTE Band 7 - 15MHz QPSK – Full RB)

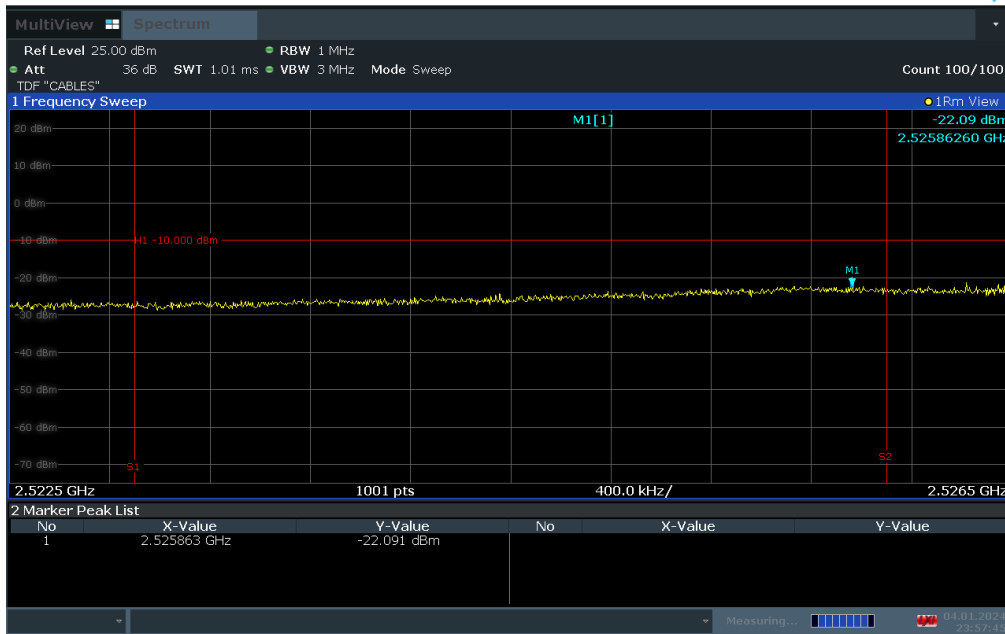


23:57:28 04.01.2024

Plot 7-303. Mid Band Edge Plot (LTE Band 7 - 15MHz QPSK – Full RB)

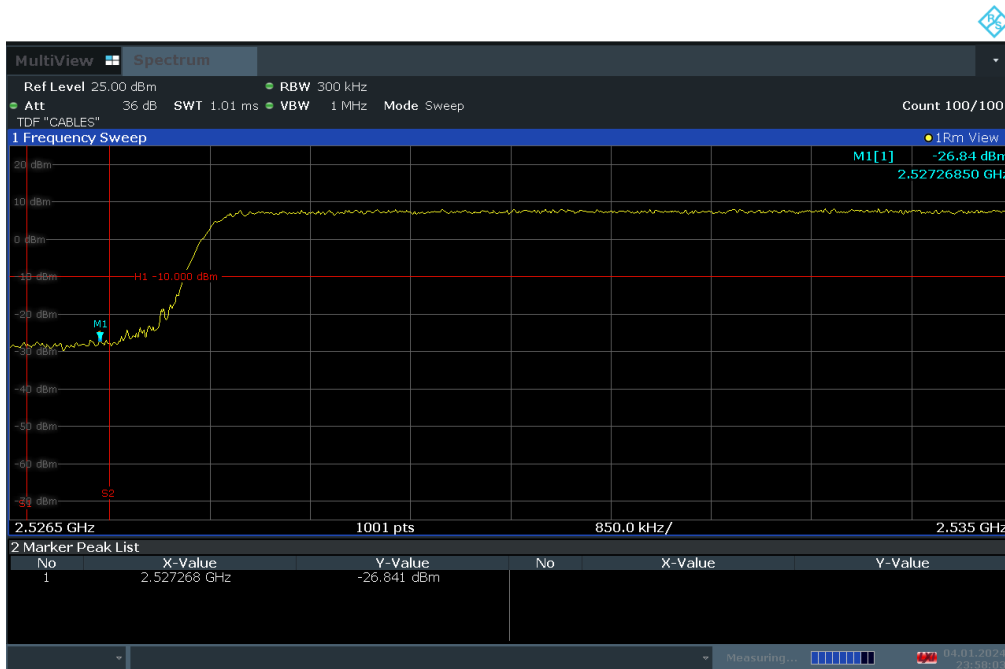
FCC ID: BCGA2837	PART 27 MEASUREMENT REPORT	Approved by: Technical Manager
Test Report S/N: 1C2311270068-10-R1.BCG	Test Dates: 10/1/2023 - 04/03/2024	EUT Type: Tablet Device
		Page 177 of 569

V2.2 09/07/2023



23:57:46 04.01.2024

Plot 7-304. Mid Band Edge Plot (LTE Band 7 - 15MHz QPSK – Full RB)



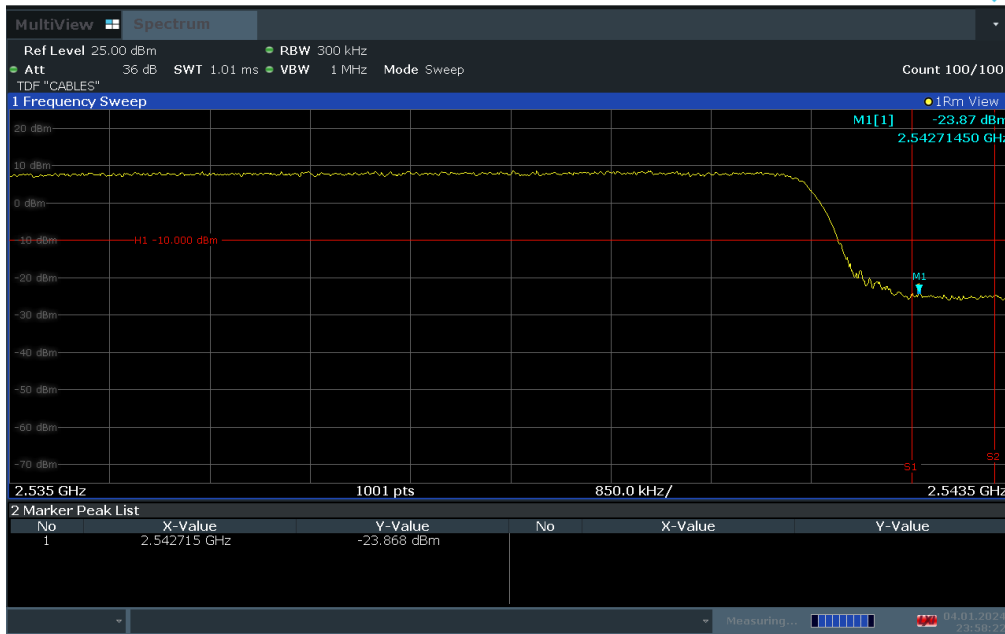
23:58:04 04.01.2024

Plot 7-305. Mid Band Edge Plot (LTE Band 7 - 15MHz QPSK – Full RB)

FCC ID: BCGA2837	PART 27 MEASUREMENT REPORT	Approved by: Technical Manager
Test Report S/N: 1C2311270068-10-R1.BCG	Test Dates: 10/1/2023 - 04/03/2024	EUT Type: Tablet Device
		Page 178 of 569

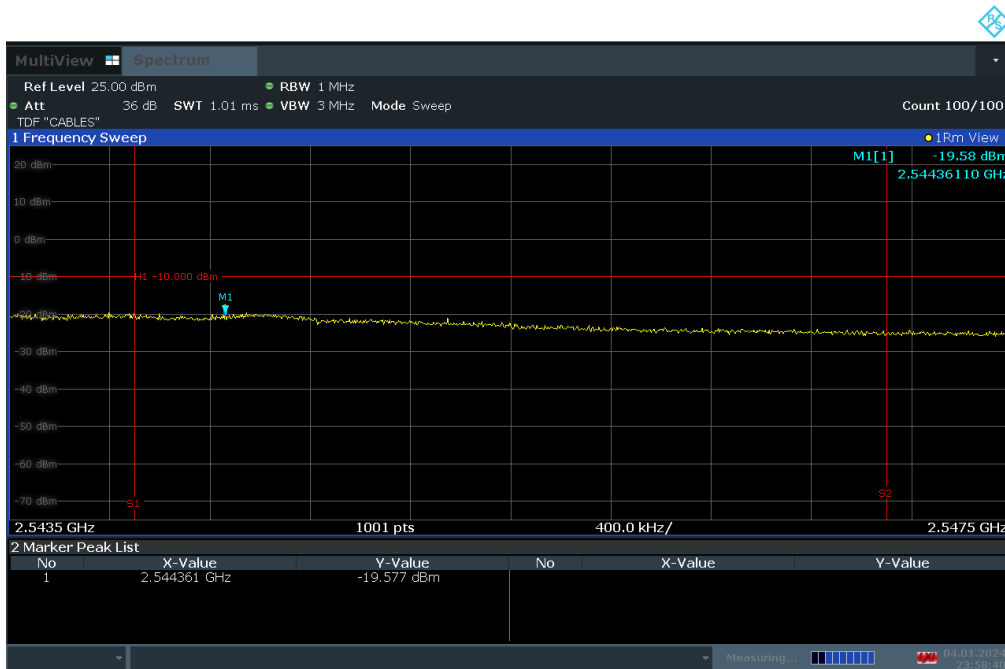
V2.2 09/07/2023

Unless otherwise specified, no part of this report may be reproduced or utilized in any part, form or by any means, electronic or mechanical, including photocopying and microfilm, without permission in writing from Element Materials Technology. If you have any questions about this or have an enquiry about obtaining additional rights to this report or assembly of contents thereof, please contact ct.info@element.com.



23:58:22 04.01.2024

Plot 7-306. Mid Band Edge Plot (LTE Band 7 - 15MHz QPSK – Full RB)

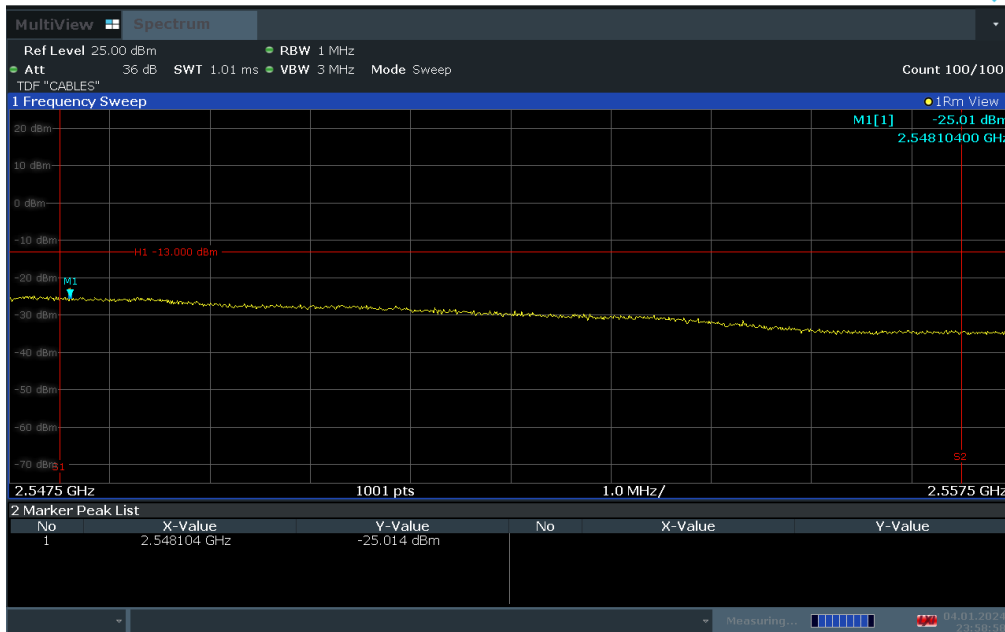


23:58:41 04.01.2024

Plot 7-307. Mid Band Edge Plot (LTE Band 7 - 15MHz QPSK – Full RB)

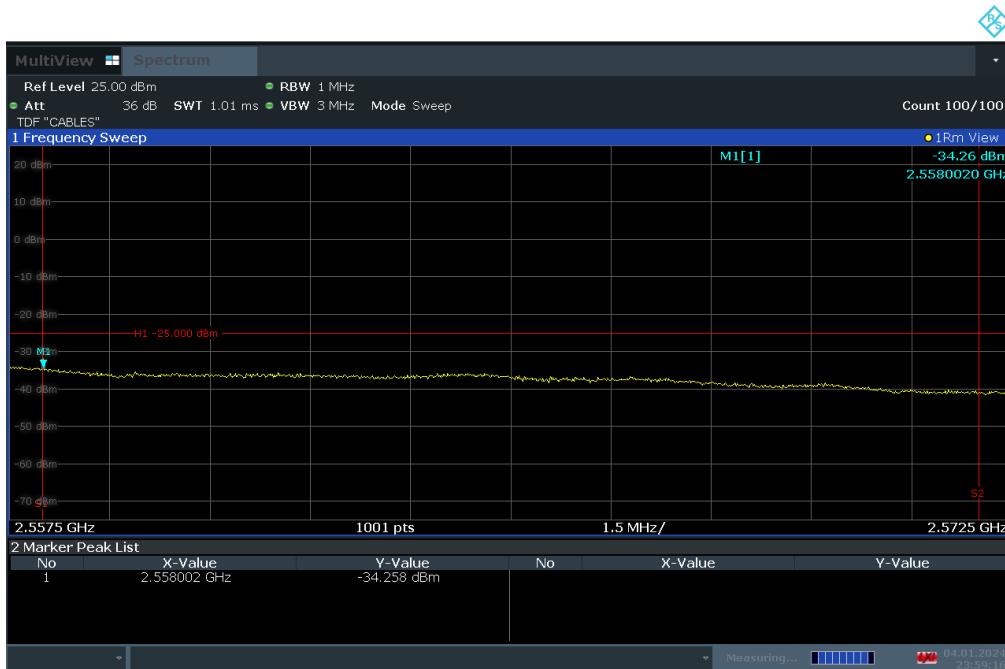
FCC ID: BCGA2837	PART 27 MEASUREMENT REPORT		Approved by: Technical Manager
Test Report S/N: 1C2311270068-10-R1.BCG	Test Dates: 10/1/2023 - 04/03/2024	EUT Type: Tablet Device	Page 179 of 569

V2.2 09/07/2023



23:58:59 04.01.2024

Plot 7-308. Mid Band Edge Plot (LTE Band 7 - 15MHz QPSK – Full RB)



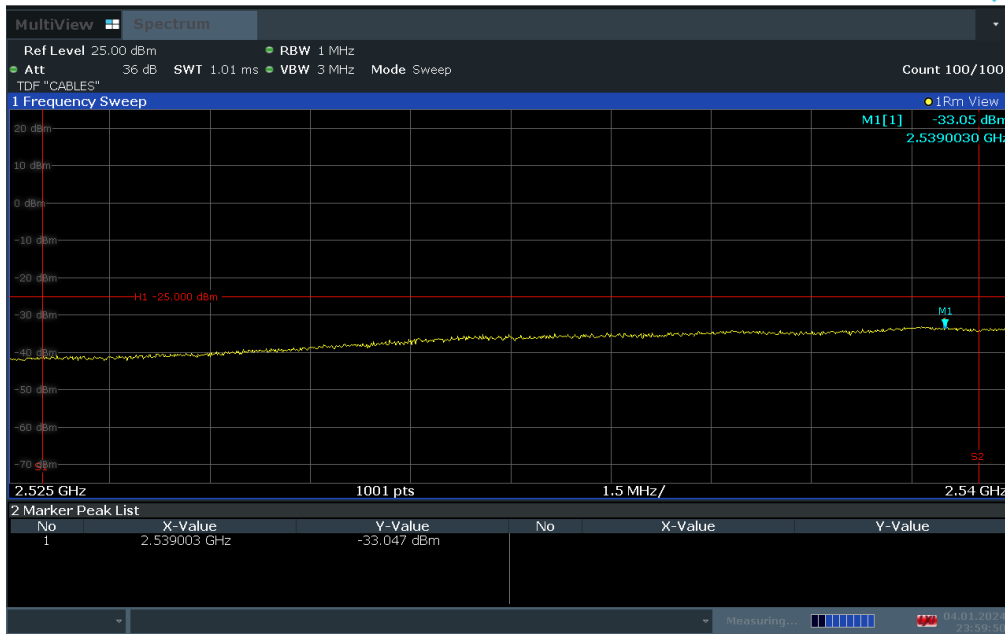
23:59:17 04.01.2024

Plot 7-309. Mid Band Edge Plot (LTE Band 7 - 15MHz QPSK – Full RB)

FCC ID: BCGA2837	PART 27 MEASUREMENT REPORT		Approved by: Technical Manager
Test Report S/N: 1C2311270068-10-R1.BCG	Test Dates: 10/1/2023 - 04/03/2024	EUT Type: Tablet Device	Page 180 of 569

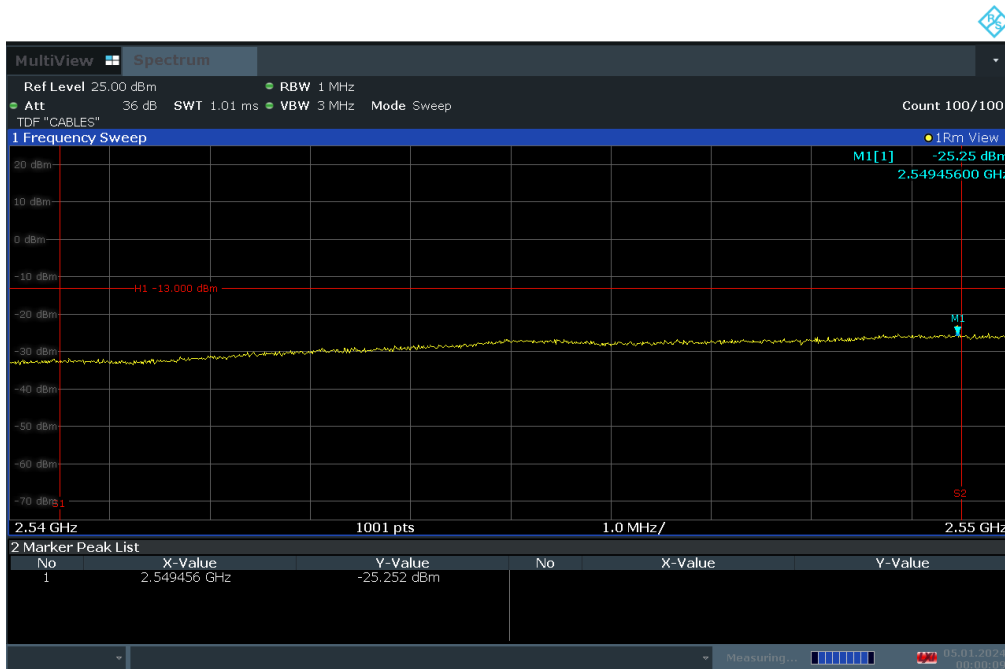
V2.2 09/07/2023

Unless otherwise specified, no part of this report may be reproduced or utilized in any part, form or by any means, electronic or mechanical, including photocopying and microfilm, without permission in writing from Element Materials Technology. If you have any questions about this or have an enquiry about obtaining additional rights to this report or assembly of contents thereof, please contact ct.info@element.com.



23:59:51 04.01.2024

Plot 7-310. Upper Band Edge Plot (LTE Band 7 - 15MHz QPSK – Full RB)



00:00:09 05.01.2024

Plot 7-311. Upper Band Edge Plot (LTE Band 7 - 15MHz QPSK – Full RB)

FCC ID: BCGA2837	PART 27 MEASUREMENT REPORT	Approved by: Technical Manager
Test Report S/N: 1C2311270068-10-R1.BCG	Test Dates: 10/1/2023 - 04/03/2024	EUT Type: Tablet Device
		Page 181 of 569

V2.2 09/07/2023

Unless otherwise specified, no part of this report may be reproduced or utilized in any part, form or by any means, electronic or mechanical, including photocopying and microfilm, without permission in writing from Element Materials Technology. If you have any questions about this or have an enquiry about obtaining additional rights to this report or assembly of contents thereof, please contact ct.info@element.com.