

APPENDIX A: SAR TEST DATA

ELEMENT

DUT: BCGA2836; Type: Portable Tablet; Serial: G7H16Y4157

Communication System: UID:10415 - AAA, WLAN; MAIA: Y; Frequency: 2412.0 MHz
Medium: 2450 Head; Medium parameters used:
f = 2412.0 MHz; cond = 1.73 S/m; perm = 40.5; density = 1000 kg/m³
Phantom Section: Flat; Space: 0.00 mm

Test Date: 01/28/2024; Ambient Temp: 21.3°C; Tissue Temp: 19.8°C

Probe: EX3DV4 - SN7421; ConvF:(7.45,7.45,7.45); Calibrated: 2023-03-16
Sensor-Surface: 1.4mm (VMS + 6p)
Electronics: DAE4 Sn604; Calibrated: 2023-03-15
Phantom: Twin-SAM V8.0; Serial: 2070
Measurement SW: DASY Module SAR V16.2.0.1425

**Mode: 2.4 GHz WIFI/ IEEE 802.11b, Antenna WF9, Variant 2,
22 MHz Bandwidth, Exp: Body SAR| Back Side, Ch. 1, 1Mbps**

Area Scan (220.0 x 280.0): Measurement grid: dx=10.0 mm, dy=10.0 mm

Zoom Scan (30.0 x 30.0 x 30.0): Measurement grid: dx=3.4 mm, dy=3.4 mm, dz=1.4 mm; Graded Ratio: 1.4


Reference Value = 0.78 W/kg; Power Drift = -0.01 dB

Peak SAR (extrapolated) = 3.42 W/kg

SAR(1 g) = 0.941 W/kg

Smallest distance from peaks to all points 3 dB below is 4.8 mm

Ratio of SAR at M2 to SAR at M1 = 61.8 %



ELEMENT

DUT: BCGA2836; Type: Portable Tablet; Serial: CJFGDC6443

Communication System: UID:10544 - AAC, WLAN; MAIA: Y; Frequency: 5290.0 MHz
Medium: 5200-5800 Head; Medium parameters used:
f = 5290.0 MHz; cond = 4.63 S/m; perm = 35.9; density = 1000 kg/m³
Phantom Section: Flat; Space: 0.00 mm

Test Date: 01/18/2024; Ambient Temp: 23.0°C; Tissue Temp: 20.1°C

Probe: EX3DV4 - SN3746; ConvF:(5.12,5.12,5.12); Calibrated: 2023-10-16
Sensor-Surface: 1.4mm (VMS + 6p)
Electronics: DAE4 Sn1237; Calibrated: 2023-10-18
Phantom: Twin-SAM V8.0; Serial: 2027
Measurement SW: DASY Module SAR V16.2.0.1425

**Mode: 5 GHz WIFI/ IEEE 802.11ac, Antenna WF7, Variant 2,
80 MHz Bandwidth, U-NII-2A, Exp: Body SAR| Back Side, Ch. 58, 29.3 Mbps**

Area Scan (220.0 x 280.0): Measurement grid: dx=10.0 mm, dy=10.0 mm

Zoom Scan (22.0 x 22.0 x 22.0): Measurement grid: dx=4.0 mm, dy=4.0 mm, dz=1.4 mm; Graded Ratio: 1.4

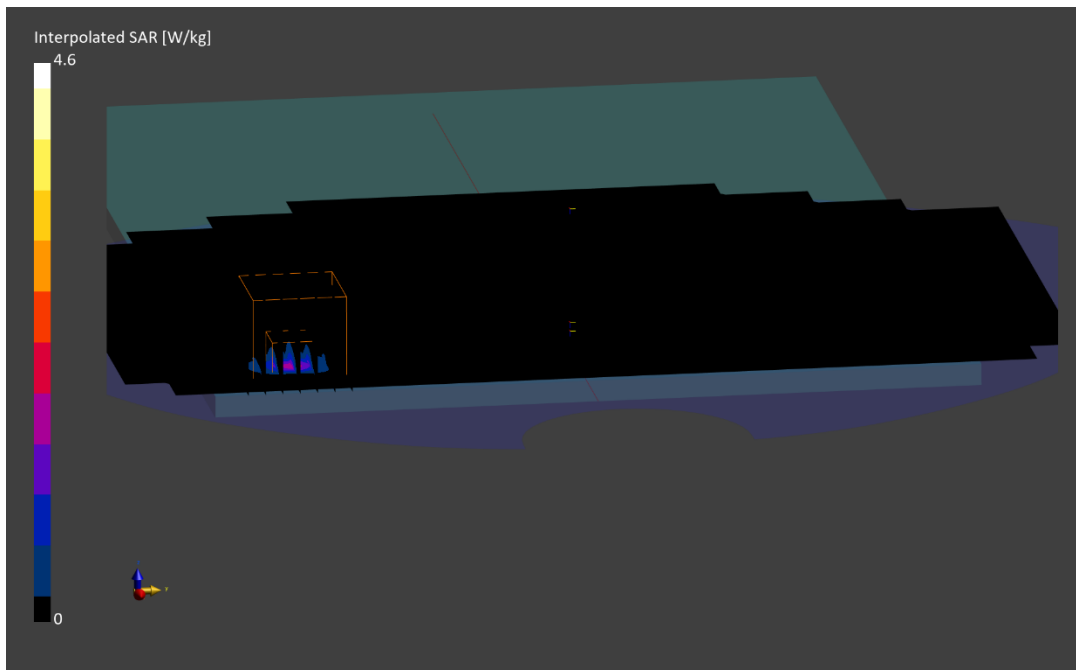
Reference Value = 0.95 W/kg; Power Drift = -0.07 dB

Peak SAR (extrapolated) = 4.60 W/kg

SAR(1 g) = 1.01 W/kg

Smallest distance from peaks to all points 3 dB below is 4.7 mm

Ratio of SAR at M2 to SAR at M1 = 60.0 %



ELEMENT

DUT: BCGA2836; Type: Portable Tablet; Serial: R07QJ31MQJ

Communication System: UID:10755 - AAC, WLAN; MAIA: Y; Frequency: 6025.0 MHz
Medium: 6000 Head; Medium parameters used:
f = 6025.0 MHz; cond = 5.34 S/m; perm = 33.9; density = 1000 kg/m³
Phantom Section: Flat; Space: 0.00 mm

Test Date: 01/24/2024; Ambient Temp: 22.1°C; Tissue Temp: 20.5°C

Probe: EX3DV4 - SN7420; ConvF:(5.21,5.12,5.28); Calibrated: 2023-10-16
Sensor-Surface: 1.4mm (VMS + 6p)
Electronics: DAE4 Sn1333; Calibrated: 2023-10-18
Phantom: Twin-SAM V4.0; Serial: 1275
Measurement SW: DASY Module SAR V16.2.0.1425

**Mode: 6 GHz WIFI/ IEEE 802.11ax, Antenna WF8, Variant 1,
160 MHz Bandwidth, U-NII-5, Exp: Body SAR| Right Edge, Ch. 15, 68.1 Mbps**

Area Scan (40.0 x 289.0): Measurement grid: dx=5.0 mm, dy=8.5 mm

Zoom Scan (22.0 x 22.0 x 22.0): Measurement grid: dx=2.6 mm, dy=2.6 mm, dz=1.2 mm; Graded Ratio: 1.2


Reference Value = 1.90 W/kg; Power Drift = 0.00 dB

Peak SAR (extrapolated) = 6.50 W/kg

SAR(1 g) = 1.06 W/kg; APD(4cm²) = 5.43 W/m²

Smallest distance from peaks to all points 3 dB below is 3.7 mm

Ratio of SAR at M2 to SAR at M1 = 53.5 %



ELEMENT

DUT: BCG2836; Type: Portable Tablet; Serial: G7H16Y4157

Communication System: UID:10032 - CAA, Bluetooth; MAIA: Y; Frequency: 2402.0 MHz
Medium: 2450 Head; Medium parameters used:
f = 2402.0 MHz; cond = 1.73 S/m; perm = 40.4; density = 1000 kg/m³
Phantom Section: Flat; Space: 0.00 mm

Test Date: 01/18/2024; Ambient Temp: 19.9°C; Tissue Temp: 19.5°C

Probe: EX3DV4 - SN7421; ConvF:(7.45,7.45,7.45); Calibrated: 2023-03-16
Sensor-Surface: 1.4mm (VMS + 6p)
Electronics: DAE4 Sn604; Calibrated: 2023-03-15
Phantom: Twin-SAM V8.0; Serial: 2070
Measurement SW: DASY Module SAR V16.2.0.1425

**Mode: 2.4 GHz Bluetooth, Antenna WF7, Variant 2,
Exp: Body SAR| Back Side, Ch. 0, 1 Mbps**

Area Scan (220.0 x 280.0): Measurement grid: dx=10.0 mm, dy=10.0 mm

Zoom Scan (34.0 x 34.0 x 30.0): Measurement grid: dx=3.4 mm, dy=3.4 mm, dz=1.5 mm; Graded Ratio: 1.5


Reference Value = 0.91 W/kg; Power Drift = 0.00 dB

Peak SAR (extrapolated) = 3.68 W/kg

SAR(1 g) = 1.03 W/kg

Smallest distance from peaks to all points 3 dB below is 4.0 mm

Ratio of SAR at M2 to SAR at M1 = 58.7 %



ELEMENT

DUT: BCGA2836; Type: Portable Tablet; Serial: HK0J5J067F

Communication System: UID:0 - -, CW; MAIA: Y; Frequency: 2405.0 MHz
Medium: 2450 Head; Medium parameters used:
f = 2405.0 MHz; cond = 1.70 S/m; perm = 40.8; density = 1000 kg/m³
Phantom Section: Flat; Space: 0.00 mm

Test Date: 02/25/2024; Ambient Temp: 20.1°C; Tissue Temp: 19.3°C

Probe: EX3DV4 - SN7421; ConvF:(7.45,7.45,7.45); Calibrated: 2023-03-16
Sensor-Surface: 1.4mm (VMS + 6p)
Electronics: DAE4 Sn604; Calibrated: 2023-03-15
Phantom: Twin-SAM V8.0; Serial: 2070
Measurement SW: DASY Module SAR V16.2.0.1425

**Mode: 802.15.4, Antenna WF8, Variant 2,
Exp: Body SAR| Right Edge, Ch. 11, 1 Mbps**

Area Scan (40.0 x 280.0): Measurement grid: dx=5.0 mm, dy=10.0 mm

Zoom Scan (30.0 x 30.0 x 30.0): Measurement grid: dx=4.3 mm, dy=4.3 mm, dz=1.5 mm; Graded Ratio: 1.5


Reference Value = 1.26 W/kg; Power Drift = 0.03 dB

Peak SAR (extrapolated) = 4.77 W/kg

SAR(1 g) = 1.49 W/kg

Smallest distance from peaks to all points 3 dB below is 5.2 mm

Ratio of SAR at M2 to SAR at M1 = 68.8 %



ELEMENT

DUT: BCGA2836; Type: Portable Tablet; Serial: R07QJ31MQJ

Communication System: UID:10032 - CAA, CW; MAIA: Y; Frequency: 5162.0 MHz
Medium: 5200-5800 Head; Medium parameters used:
f = 5162.0 MHz; cond = 4.39 S/m; perm = 36.2; density = 1000 kg/m³
Phantom Section: Flat; Space: 0.00 mm

Test Date: 01/28/2024; Ambient Temp: 22.8°C; Tissue Temp: 20.7°C

Probe: EX3DV4 - SN3746; ConvF:(5.12,5.12,5.12); Calibrated: 2023-10-16
Sensor-Surface: 1.4mm (VMS + 6p)
Electronics: DAE4 Sn1237; Calibrated: 2023-10-18
Phantom: Twin-SAM V8.0; Serial: 2027
Measurement SW: DASY Module SAR V16.2.0.1425

**Mode: NB U-NII 1, Antenna WF7, Variant 1,
Exp: Body SAR| Back Side, Ch. Low, 1 Mbps**

Area Scan (220.0 x 280.0): Measurement grid: dx=10.0 mm, dy=10.0 mm

Zoom Scan (22.0 x 22.0 x 22.0): Measurement grid: dx=3.4 mm, dy=3.4 mm, dz=1.4 mm; Graded Ratio: 1.4


Reference Value = 0.92 W/kg; Power Drift = 0.05 dB

Peak SAR (extrapolated) = 4.09 W/kg

SAR(1 g) = 0.960 W/kg

Smallest distance from peaks to all points 3 dB below is 5.2 mm

Ratio of SAR at M2 to SAR at M1 = 64.4 %



ELEMENT

DUT: BCGA2836; Type: Portable Tablet; Serial: MR7XTL9LQW

Communication System: UID:0 - -, CW; MAIA: Y; Frequency: 13.6 MHz
Medium: 30 Head; Medium parameters used:
f = 13.6 MHz; cond = 0.727 S/m; perm = 53.4; density = 1000 kg/m³
Phantom Section: Flat; Space: 0.00 mm

Test Date: 02/14/2024; Ambient Temp: 22.6°C; Tissue Temp: 21.9°C

Probe: EX3DV4 - SN7360; ConvF:(17.98,17.98,17.98); Calibrated: 2023-03-16
Sensor-Surface: 1.4mm (All points)
Electronics: DAE4 Sn534; Calibrated: 2023-03-15
Phantom: ELI V6.0; Serial: 2044
Measurement SW: DASY Module SAR V16.2.0.1425

Mode: wPT, Body SAR, Back Side

Area Scan (210.0 x 300.0): Measurement grid: dx=15.0 mm, dy=15.0 mm

Zoom Scan (30.0 x 30.0 x 30.0): Measurement grid: dx=2.6 mm, dy=2.6 mm, dz=1.2 mm; Graded Ratio: 1.2


Reference Value = 0.02 W/kg; Power Drift = -0.16 dB

Peak SAR (extrapolated) = 0.249 W/kg

SAR(1 g) = 0.034 W/kg

Smallest distance from peaks to all points 3 dB below is 4.2 mm

Ratio of SAR at M2 to SAR at M1 = 52.3 %



Date: 01/29/2024

Antenna WF5B; Variant 2; Channel 15; 802.11ax

Device Under Test Properties

DUT	Serial Number	DUT Type
BCGA2836	CJFGDC6443	Portable Tablet

Exposure Conditions

Phantom Section	Position	Test Distance [mm]	Channel	Group, UID	Frequency [MHz]
5G	EDGE RIGHT	2.00	15	WLAN 10755	6025.0

Hardware Setup

Probe, Calibration Date	DAE, Calibration Date
EUmmWV3 - SN9407, 10/09/2023	DAE4 - SN793, 10/18/2023

Software Setup

Software	Software Version
cDASY6 Module mmWave	3.2.0.1840

Scans Setup

Scan Type	5G Scan
Grid Extents [mm]	25.0 x 25.0
Grid Steps [lambda]	0.25 x 0.25
Sensor Surface [mm]	2.0

Measurement Results

Scan Type	5G Scan
Avg. Area [cm ²]	4.00
pS _{tot} avg [W/m ²]	4.09
pS _n avg [W/m ²]	2.61
E _{peak} [V/m]	64.7
Power Drift [dB]	0.16

