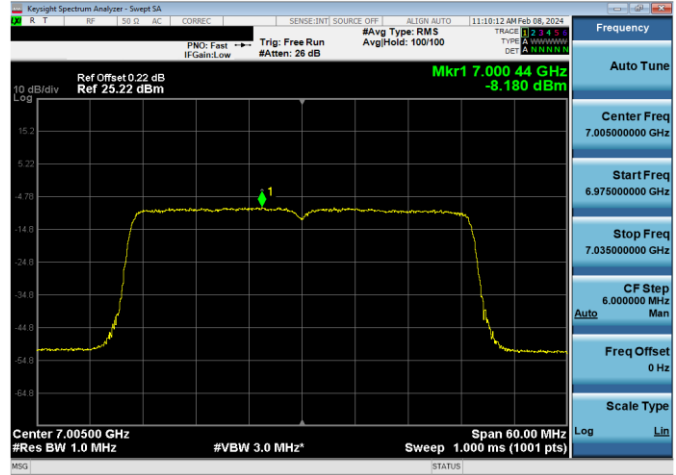
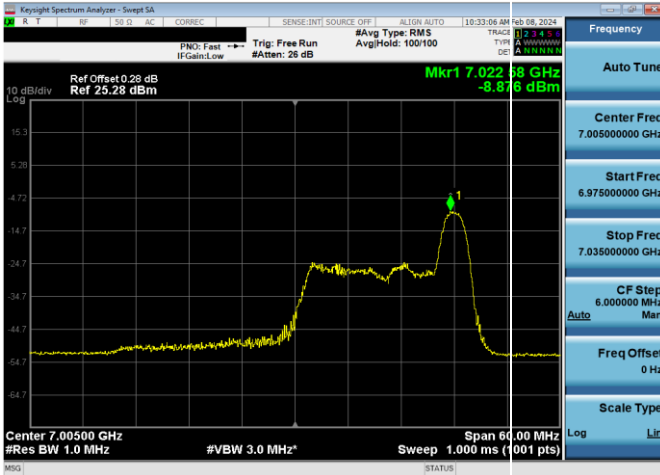


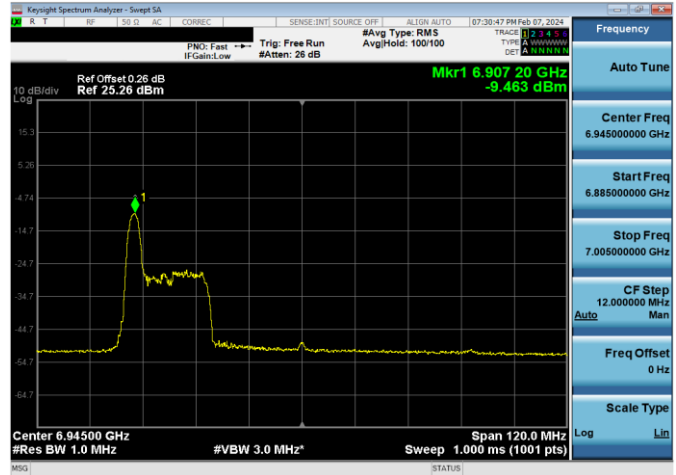
Plot 7-845. LPI Power Spectral Density Plot SDM Diversity Antenna WF8 (40MHz 802.11ax RU26 (UNII Band 8) – Ch. 211)



Plot 7-848. LPI Power Spectral Density Plot SDM Diversity Antenna WF7 (40MHz 802.11ax RU484 (UNII Band 8) – Ch. 211)



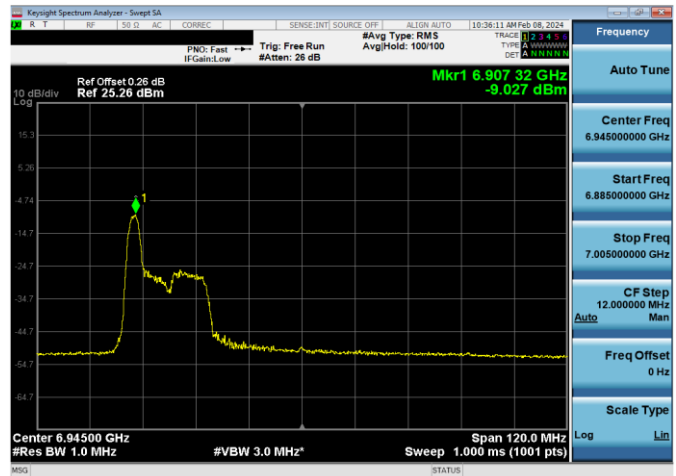
Plot 7-846. LPI Power Spectral Density Plot SDM Diversity Antenna WF7 (40MHz 802.11ax RU26 (UNII Band 8) – Ch. 211)



Plot 7-849. LPI Power Spectral Density Plot SDM Diversity Antenna WF8 (80MHz 802.11ax RU26 (UNII Band 8) – Ch. 199)

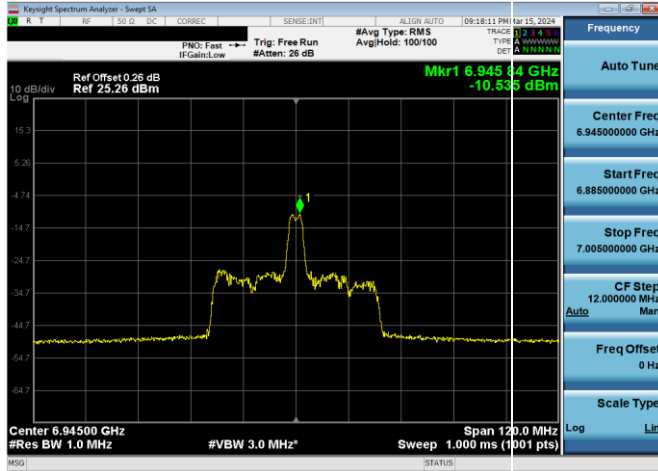


Plot 7-847. LPI Power Spectral Density Plot SDM Diversity Antenna WF8 (40MHz 802.11ax RU484 (UNII Band 8) – Ch. 211)

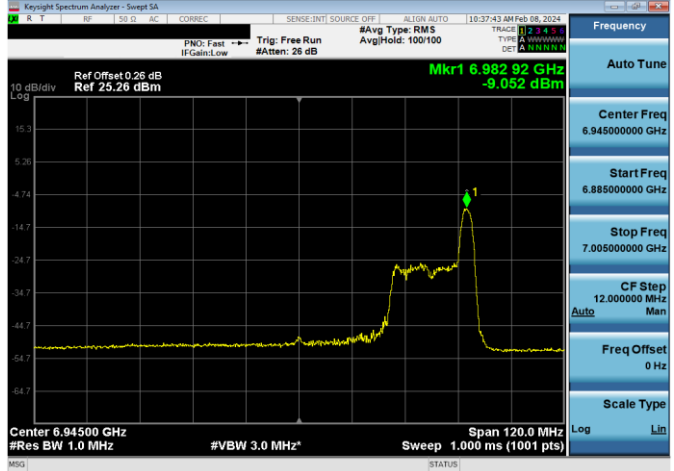


Plot 7-850. LPI Power Spectral Density Plot SDM Diversity Antenna WF7 (80MHz 802.11ax RU26 (UNII Band 8) – Ch. 199)

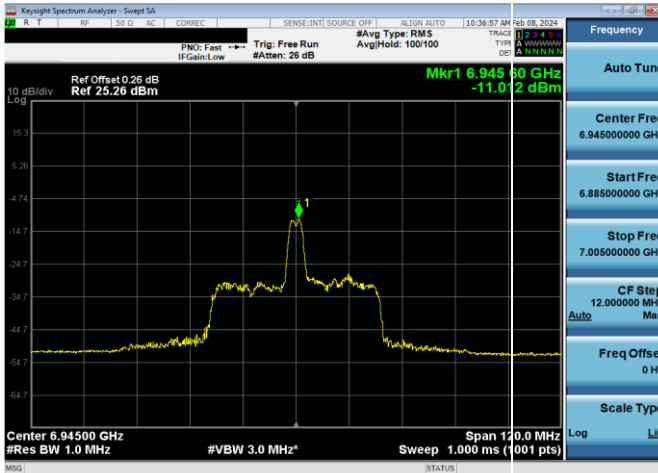
FCC ID: BCGA2836 IC: 579C-A2836		MEASUREMENT REPORT (CERTIFICATION)	Approved by: Technical Manager
Test Report S/N: 1C2311270067-14-R1.BCG	Test Dates: 1/8/2024 - 04/05/2024	EUT Type: Tablet Device	Page 247 of 616



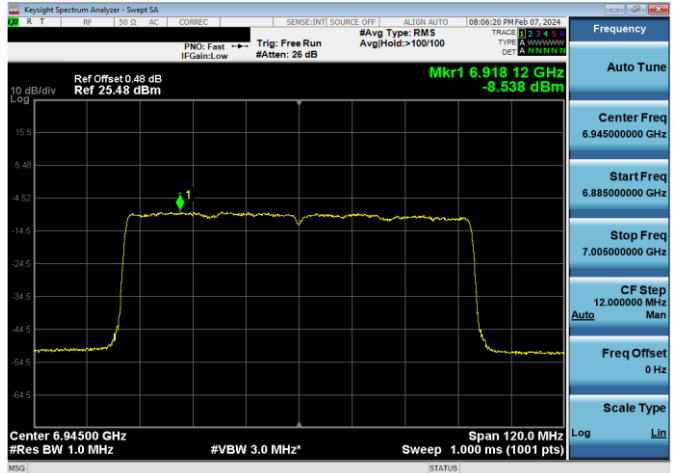
Plot 7-851. LPI Power Spectral Density Plot SDM Diversity Antenna WF8 (80MHz 802.11ax RU26 (UNII Band 8) – Ch. 199)



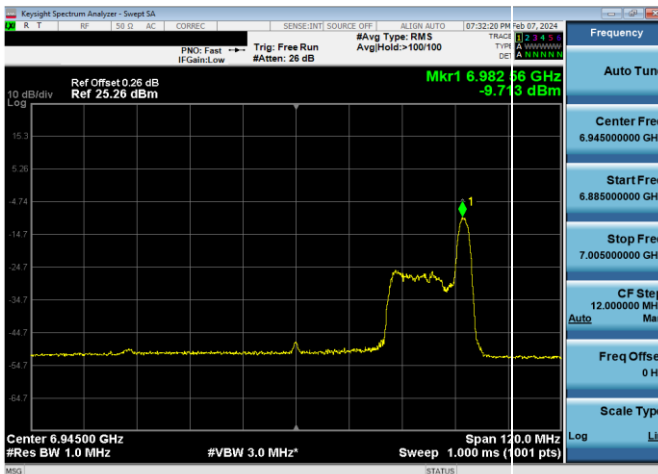
Plot 7-854. LPI Power Spectral Density Plot SDM Diversity Antenna WF7 (80MHz 802.11ax RU26 (UNII Band 8) – Ch. 199)



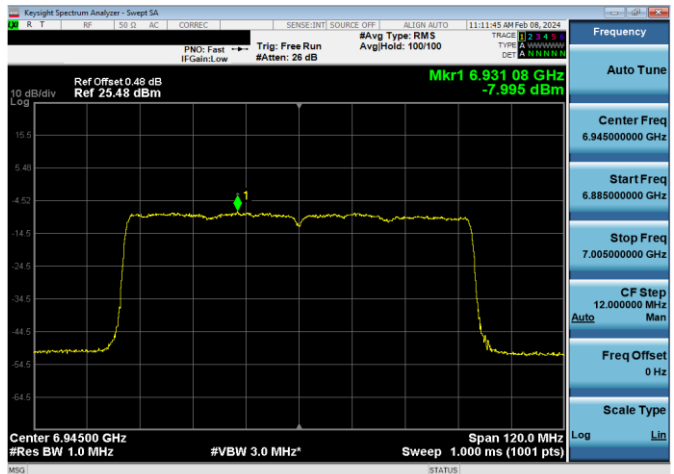
Plot 7-852. LPI Power Spectral Density Plot SDM Diversity Antenna WF7 (80MHz 802.11ax RU26 (UNII Band 8) – Ch. 199)



Plot 7-855. LPI Power Spectral Density Plot SDM Diversity Antenna WF8 (80MHz 802.11ax RU996 (UNII Band 8) – Ch. 199)

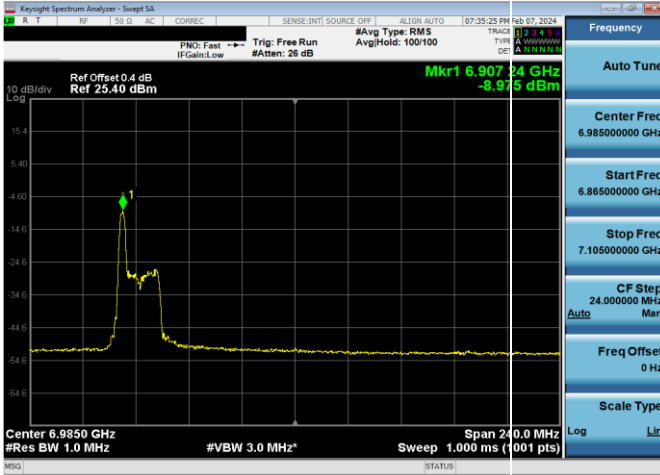


Plot 7-853. LPI Power Spectral Density Plot SDM Diversity Antenna WF8 (80MHz 802.11ax RU26 (UNII Band 8) – Ch. 199)

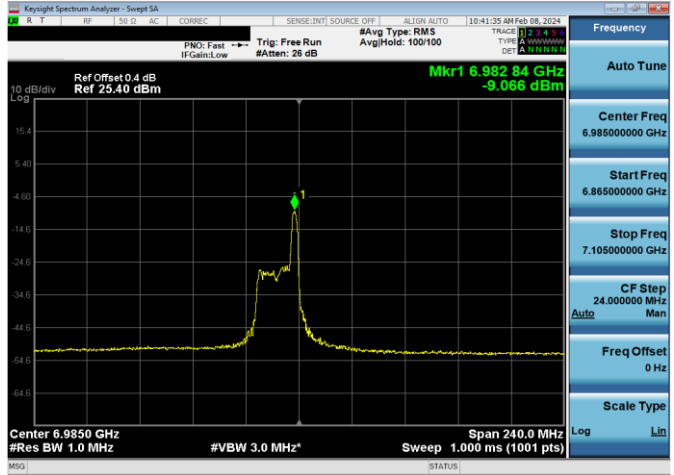


Plot 7-856. LPI Power Spectral Density Plot SDM Diversity Antenna WF7 (80MHz 802.11ax RU996 (UNII Band 8) – Ch. 199)

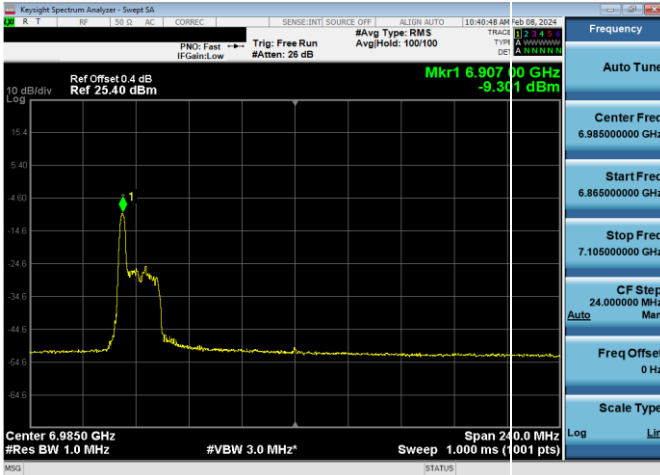
FCC ID: BCGA2836 IC: 579C-A2836		MEASUREMENT REPORT (CERTIFICATION)	Approved by: Technical Manager
Test Report S/N: 1C2311270067-14-R1.BCG	Test Dates: 1/8/2024 - 04/05/2024	EUT Type: Tablet Device	Page 248 of 616



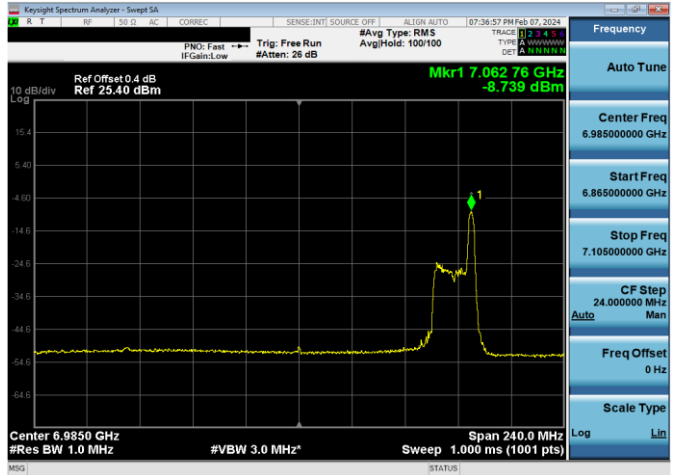
Plot 7-857. LPI Power Spectral Density Plot SDM Diversity Antenna WF8 (160MHz 802.11ax RU26 (UNII Band 8) – Ch. 207)



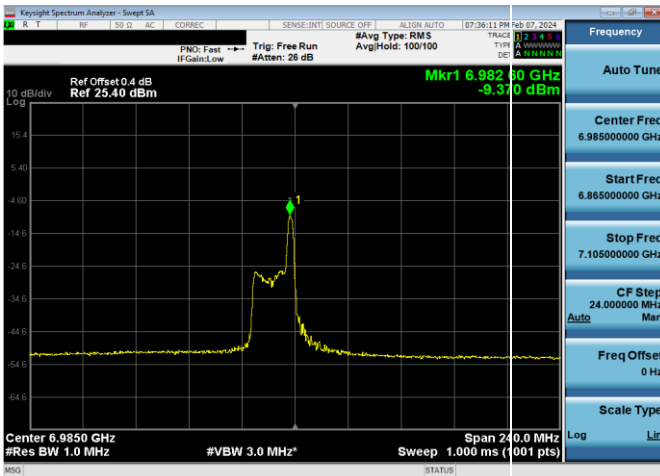
Plot 7-860. LPI Power Spectral Density Plot SDM Diversity Antenna WF7 (160MHz 802.11ax RU26 (UNII Band 8) – Ch. 207)



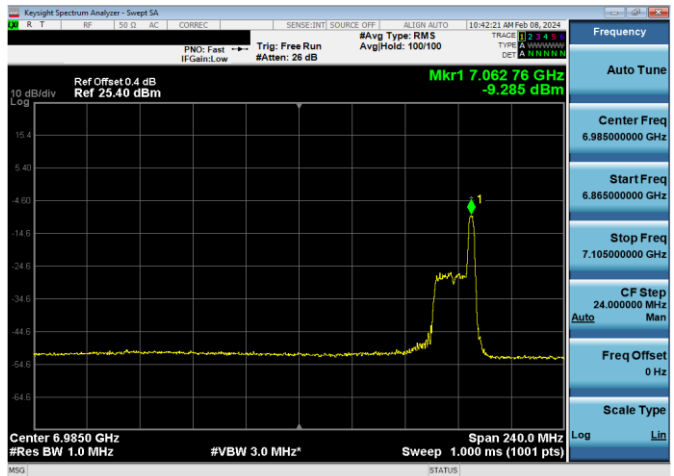
Plot 7-858. LPI Power Spectral Density Plot SDM Diversity Antenna WF7 (160MHz 802.11ax RU26 (UNII Band 8) – Ch. 207)



Plot 7-861. LPI Power Spectral Density Plot SDM Diversity Antenna WF8 (160MHz 802.11ax RU26 (UNII Band 8) – Ch. 207)

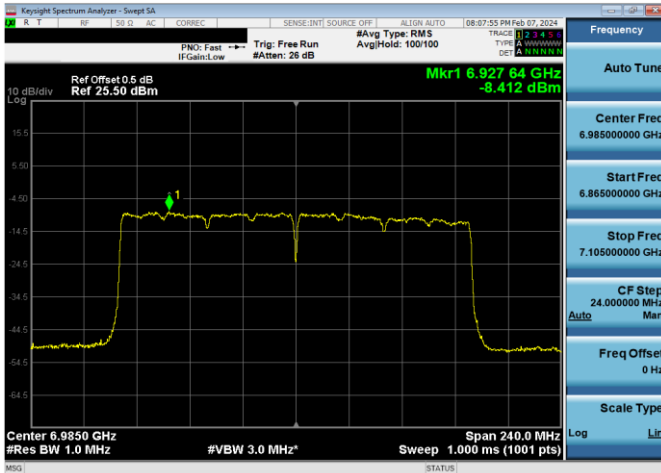


Plot 7-859. LPI Power Spectral Density Plot SDM Diversity Antenna WF8 (160MHz 802.11ax RU26 (UNII Band 8) – Ch. 207)

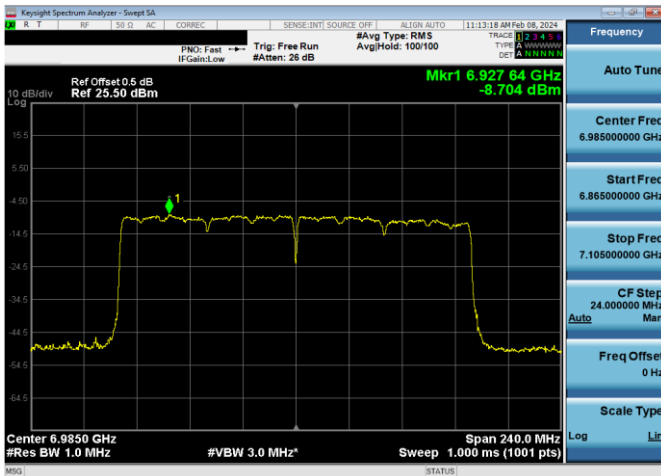


Plot 7-862. LPI Power Spectral Density Plot SDM Diversity Antenna WF7 (160MHz 802.11ax RU26 (UNII Band 8) – Ch. 207)

FCC ID: BCGA2836 IC: 579C-A2836		MEASUREMENT REPORT (CERTIFICATION)	Approved by: Technical Manager
Test Report S/N: 1C2311270067-14-R1.BCG	Test Dates: 1/8/2024 - 04/05/2024	EUT Type: Tablet Device	Page 249 of 616



Plot 7-863. LPI Power Spectral Density Plot SDM Diversity Antenna WF8 (160MHz 802.11ax RU996x2 (UNII Band 8) – Ch. 207)



Plot 7-864. LPI Power Spectral Density Plot SDM Diversity Antenna WF7 (160MHz 802.11ax RU996x2 (UNII Band 8) – Ch. 207)

FCC ID: BCGA2836 IC: 579C-A2836		MEASUREMENT REPORT (CERTIFICATION)	Approved by: Technical Manager
Test Report S/N: 1C2311270067-14-R1.BCG	Test Dates: 1/8/2024 - 04/05/2024	EUT Type: Tablet Device	Page 250 of 616

Note:

Per ANSI C63.10-2013 Section 14.3.2.2 and KDB 662911 v02r01 Section E)2), the power spectral density at Antenna 5b and Antenna 4a were first measured separately as shown in the section above. The measured values were then summed in linear power units then converted back to dBm.

Sample Directional Gain Calculation:

For correlated signals, assuming the antenna gain is 1.7 dBi for Antenna WF8 and 1.7 dBi for Antenna WF7a.

$$\begin{aligned} \text{Directional gain} &= 10 \log[(10^{G_1/20} + 10^{G_2/20} + \dots + 10^{G_N/20})^2 / N_{\text{ANT}}] \text{ dBi} \\ &= 10 \log[(10^{4.7/20} + 10^{0.6/20} / 2] \text{ dBi} \\ &= 4.71 \text{ dBi} \end{aligned}$$

For uncorrelated signals, assuming the antenna gain is 4.7 dBi for Antenna 5b and 0.6 dBi for Antenna 4a.

$$\begin{aligned} \text{Directional gain} &= 10 \log[(10^{G_1/10} + 10^{G_2/10} + \dots + 10^{G_N/10}) / N_{\text{ANT}}] \text{ dBi} \\ &= 10 \log[(10^{4.7/10} + 10^{0.6/10} / 2] \text{ dBi} \\ &= 1.70 \text{ dBi} \end{aligned}$$

Sample SDM Calculation:

At 5955MHz in 802.11ax (20MHz BW) mode, the average conducted power spectral density was measured to be -8.84 dBm for Antenna WF5B and -8.33 dBm for Antenna WF8.

$$\text{Antenna WF5B} + \text{Antenna WF8} = \text{CDD}$$

$$(-8.84 \text{ dBm} + -8.33 \text{ dBm}) = (0.131 \text{ mW} + 0.147 \text{ mW}) = 0.278 \text{ mW} = -5.56 \text{ dBm}$$

Sample e.i.r.p Power Spectral Density Calculation:

At 5955MHz in 802.11n (20MHz BW) mode, the average SDM power density was calculated to be -5.56 dBm with directional gain of 1.70 dBi.

$$\text{e.i.r.p. Power Spectral Density(dBm)} = \text{Power Spectral Density (dBm)} + \text{Ant gain (dBi)}$$

$$-5.56 \text{ dBm} + 1.70 \text{ dBi} = -3.86 \text{ dBm}$$

FCC ID: BCGA2836 IC: 579C-A2836	 MEASUREMENT REPORT (CERTIFICATION)		Approved by: Technical Manager
Test Report S/N: 1C2311270067-14-R1.BCG	Test Dates: 1/8/2024 - 04/05/2024	EUT Type: Tablet Device	Page 251 of 616

7.5 In-Band Emissions – 802.11ax OFDMA

§15.407(b)(7), RSS-248 [4.7.2]

Test Overview and Limit

The spectrum analyzer was connected to the antenna terminal while the EUT was operating at its maximum duty cycle, at its maximum power control level, as defined in ANSI C63.10-2013 and KDB 789033 D02 v02r01, and at the appropriate frequencies.

For transmitters operating solely in the 5.925-7.125 GHz bands: For transmitters operating within the 5.925-7.125 GHz bands: Power spectral density must be suppressed by 20 dB at 1 MHz outside of channel edge, by 28 dB at one channel bandwidth from the channel center, and by 40 dB at one- and one-half times the channel bandwidth away from channel center. At frequencies between one megahertz outside an unlicensed device's channel edge and one channel bandwidth from the center of the channel, the limits must be linearly interpolated between 20 dB and 28 dB suppression, and at frequencies between one and one- and one-half times an unlicensed device's channel bandwidth, the limits must be linearly interpolated between 28 dB and 40 dB suppression. Emissions removed from the channel center by more than one- and one-half times the channel bandwidth must be suppressed by at least 40 dB.

Test Procedure Used

ANSI C63.10-2013 – Section 12.3.2.2
KDB 987594 D02

Test Settings

1. Connect output of the antenna port to a spectrum analyzer or EMI receiver, with appropriate attenuation, as to not damage the instrumentation.
2. Set the reference level of the measuring equipment in accordance with procedure 4.1.5.2 of ANSI C63.10- 2013.
3. Measure the 26 dB EBW using the test procedure 12.4.1 of ANSI C63.10-2013. (This will be used to determine the channel edge.)
4. Measure the power spectral density (which will be used for emissions mask reference) using the following procedure:
 - a) Set the span to encompass the entire 26 dB EBW of the signal.
 - b) Set RBW = same RBW used for 26 dB EBW measurement.
 - c) Set VBW $\geq 3 \times$ RBW
 - d) Number of points in sweep $\geq [2 \times \text{span} / \text{RBW}]$.
 - e) Sweep time = auto.
 - f) Detector = RMS (i.e., power averaging)
 - g) Trace average at least 100 traces in power averaging (rms) mode.
 - h) Use the peak search function on the instrument to find the peak of the spectrum.
5. For the purposes of developing the emission mask, the channel bandwidth is defined as the 26 dB EBW.
6. Using the measuring equipment limit line function, develop the emissions mask based on the following requirements. The emissions power spectral density must be reduced below the peak power spectral density (in dB) as follows:
 - i) Suppressed by 20 dB at 1 MHz outside of the channel edge. (The channel edge is defined as the 26-dB point on either side of the carrier center frequency.)
 - j) Suppressed by 28 dB at one channel bandwidth from the channel center.
 - k) Suppressed by 40 dB at one- and one-half times the channel bandwidth from the channel center.
7. Adjust the span to encompass the entire mask as necessary.
8. Clear trace.
9. Trace average at least 100 traces in power averaging (rms) mode.
10. Adjust the reference level as necessary so that the crest of the channel touches the top of the emission mask.

FCC ID: BCGA2836 IC: 579C-A2836		MEASUREMENT REPORT (CERTIFICATION)	Approved by: Technical Manager
Test Report S/N: 1C2311270067-14-R1.BCG	Test Dates: 1/8/2024 - 04/05/2024	EUT Type: Tablet Device	Page 252 of 616

V 10.5 12/15/2021

Test Setup

The EUT and measurement equipment were set up as shown in the diagram below.



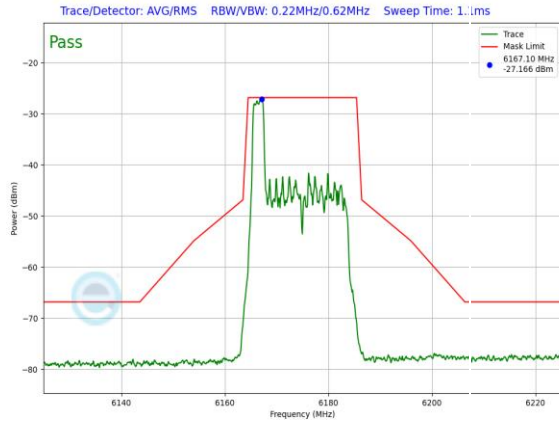
Figure 7-4. Test Instrument & Measurement Setup

Test Notes

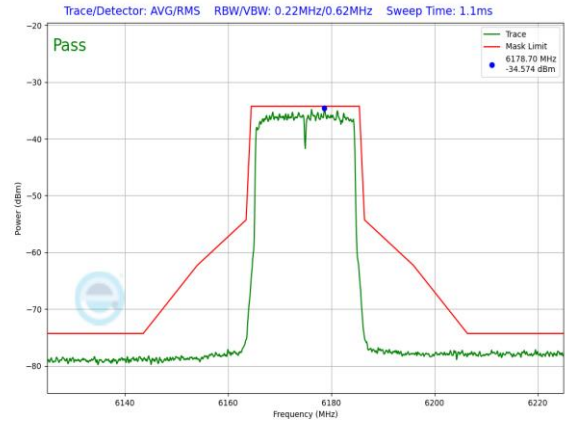
None

FCC ID: BCGA2836 IC: 579C-A2836	 MEASUREMENT REPORT (CERTIFICATION)		Approved by: Technical Manager
Test Report S/N: 1C2311270067-14-R1.BCG	Test Dates: 1/8/2024 - 04/05/2024	EUT Type: Tablet Device	Page 253 of 616

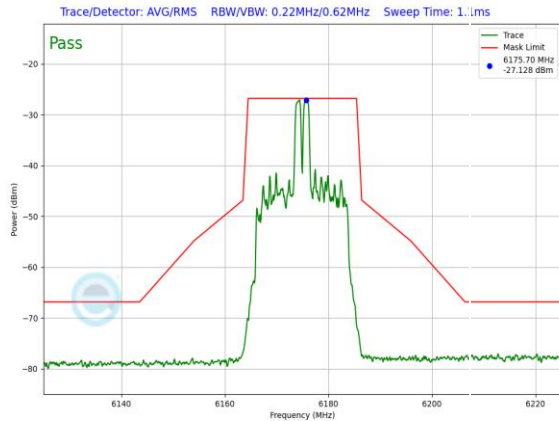
7.5.1 Antenna WF5B SP In-Band Emission Measurements



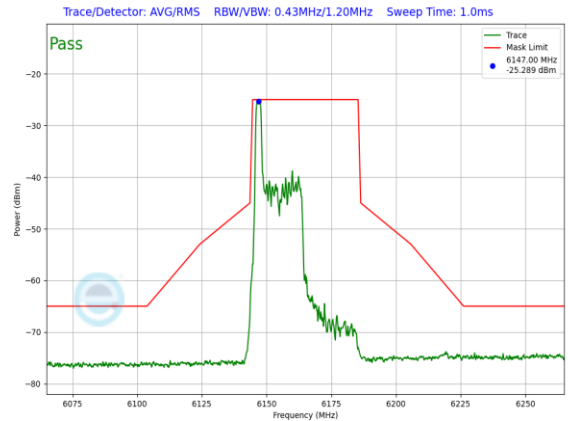
Plot 7-865. SP In-Band Emission Plot Antenna WF5B (20MHz 802.11ax RU26 (UNII Band 5) – Ch. 45)



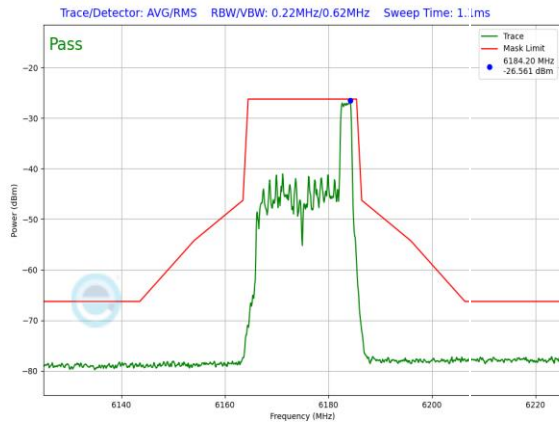
Plot 7-868. SP In-Band Emission Plot Antenna WF5B (20MHz 802.11ax RU242 (UNII Band 5) – Ch. 45)



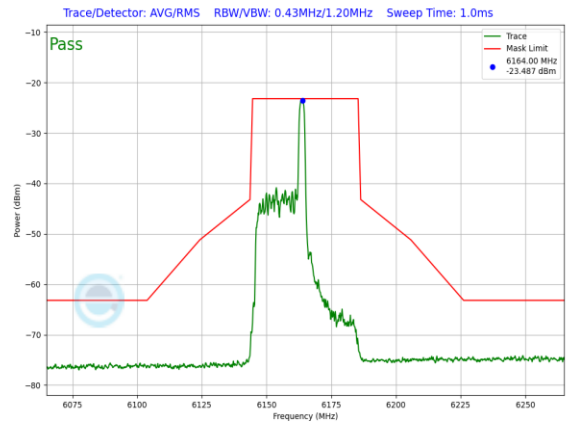
Plot 7-866. SP In-Band Emission Plot Antenna WF5B (20MHz 802.11ax RU26 (UNII Band 5) – Ch. 45)



Plot 7-869. SP In-Band Emission Plot Antenna WF5B (40MHz 802.11ax RU26 (UNII Band 5) – Ch. 43)

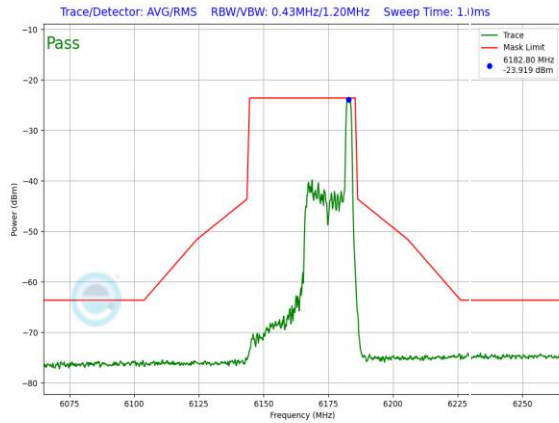


Plot 7-867. SP In-Band Emission Plot Antenna WF5B (20MHz 802.11ax RU26 (UNII Band 5) – Ch. 45)

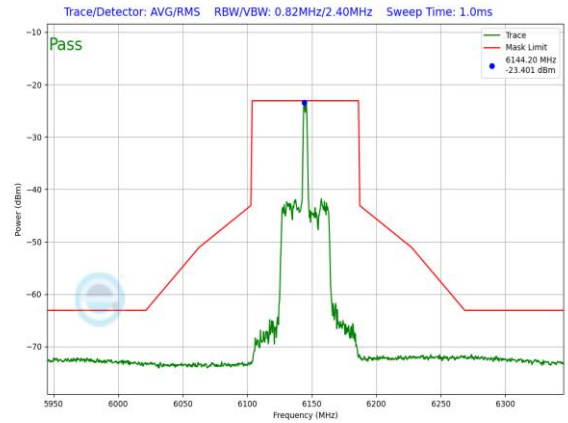


Plot 7-870. SP In-Band Emission Plot Antenna WF5B (40MHz 802.11ax RU26 (UNII Band 5) – Ch. 43)

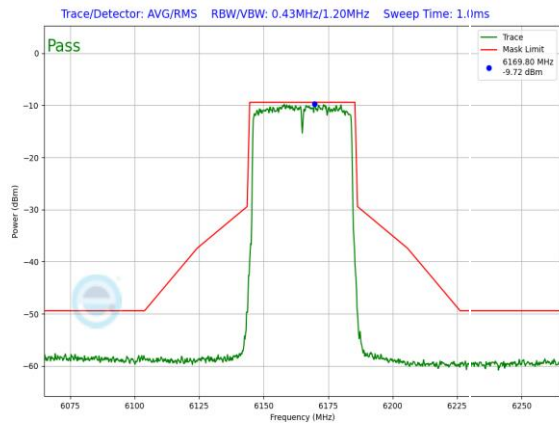
FCC ID: BCGA2836 IC: 579C-A2836		MEASUREMENT REPORT (CERTIFICATION)	Approved by: Technical Manager
Test Report S/N: 1C2311270067-14-R1.BCG	Test Dates: 1/8/2024 - 04/05/2024	EUT Type: Tablet Device	Page 254 of 616



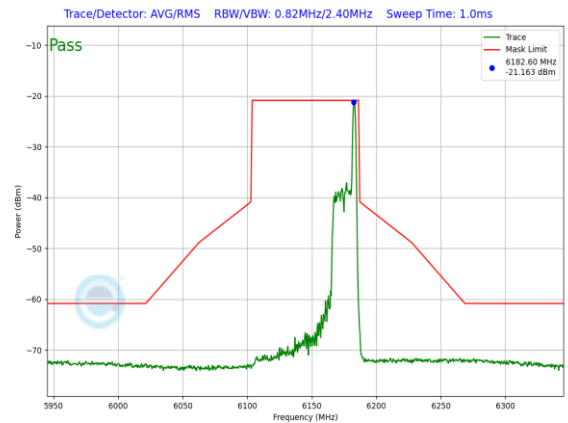
Plot 7-871. SP In-Band Emission Plot Antenna WF5B (40MHz 802.11ax RU26 (UNII Band 5) – Ch. 43)



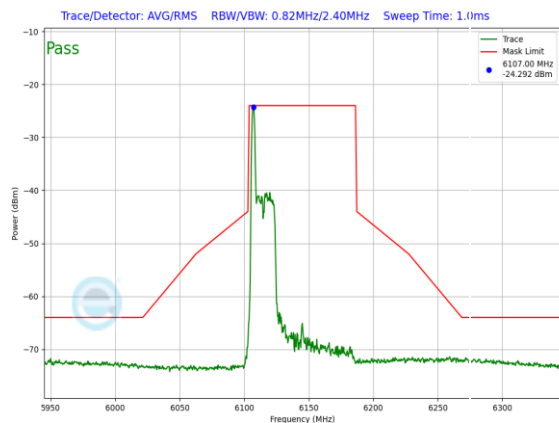
Plot 7-874. SP In-Band Emission Plot Antenna WF5B (80MHz 802.11ax RU26 (UNII Band 5) – Ch. 39)



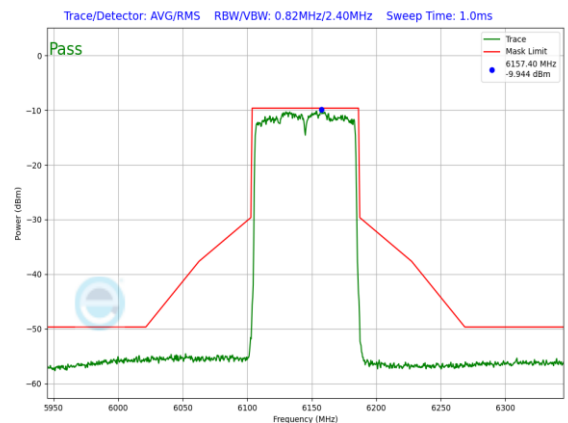
Plot 7-872. SP In-Band Emission Plot Antenna WF5B (40MHz 802.11ax RU484 (UNII Band 5) – Ch. 43)



Plot 7-875. SP In-Band Emission Plot Antenna WF5B (80MHz 802.11ax RU26 (UNII Band 5) – Ch. 39)

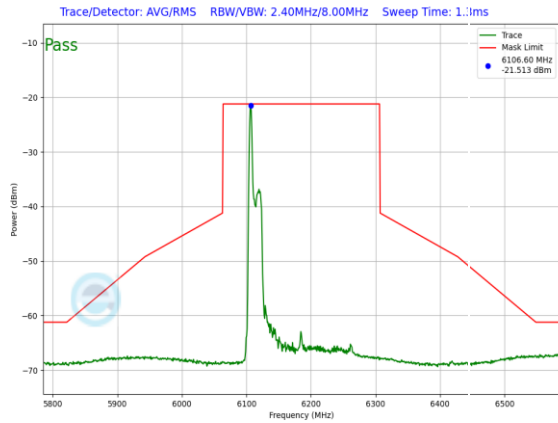


Plot 7-873. SP In-Band Emission Plot Antenna WF5B (80MHz 802.11ax RU26 (UNII Band 5) – Ch. 39)

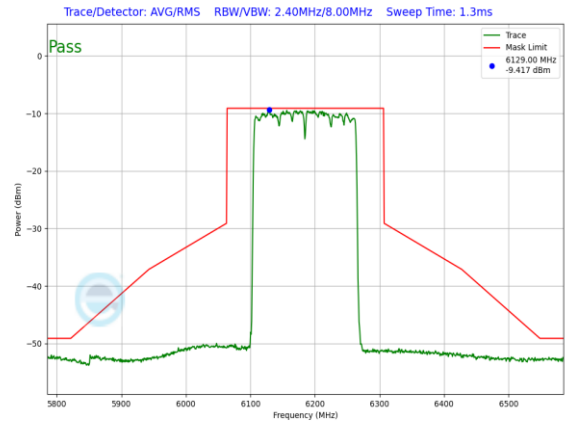


Plot 7-876. SP In-Band Emission Plot Antenna WF5B (80MHz 802.11ax RU996 (UNII Band 5) – Ch. 39)

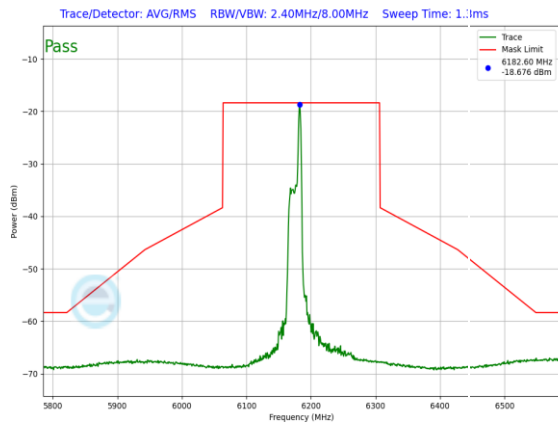
FCC ID: BCGA2836 IC: 579C-A2836		MEASUREMENT REPORT (CERTIFICATION)	Approved by: Technical Manager
Test Report S/N: 1C2311270067-14-R1.BCG	Test Dates: 1/8/2024 - 04/05/2024	EUT Type: Tablet Device	Page 255 of 616



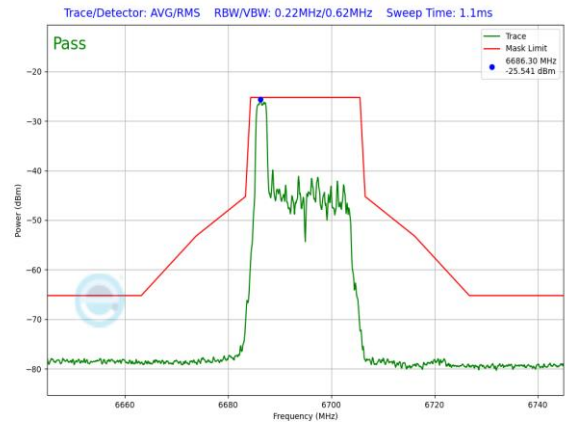
Plot 7-877. SP In-Band Emission Plot Antenna WF5B (160MHz 802.11ax RU26 (UNII Band 5) – Ch. 47)



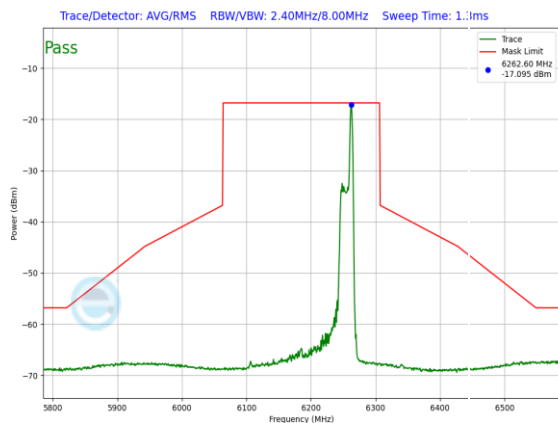
Plot 7-880. SP In-Band Emission Plot Antenna WF5B (160MHz 802.11ax RU996x2 (UNII Band 5) – Ch. 47)



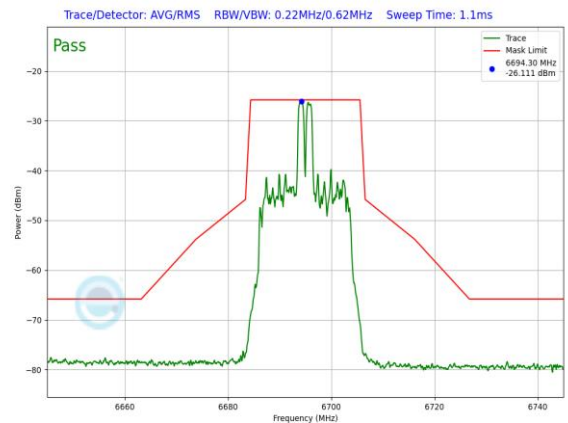
Plot 7-878. SP In-Band Emission Plot Antenna WF5B (160MHz 802.11ax RU26 (UNII Band 5) – Ch. 47)



Plot 7-881. SP In-Band Emission Plot Antenna WF5B (20MHz 802.11ax RU26 (UNII Band 7) – Ch. 149)

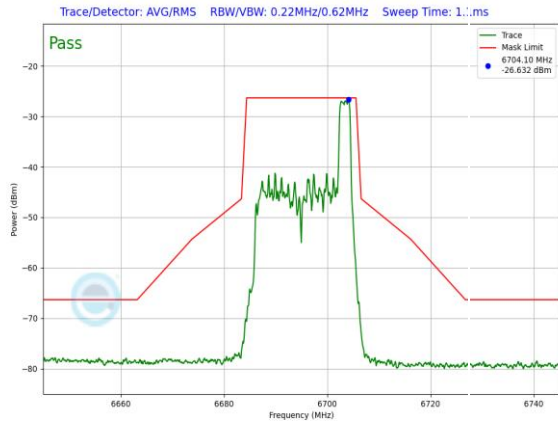


Plot 7-879. SP In-Band Emission Plot Antenna WF5B (160MHz 802.11ax RU26 (UNII Band 5) – Ch. 47)

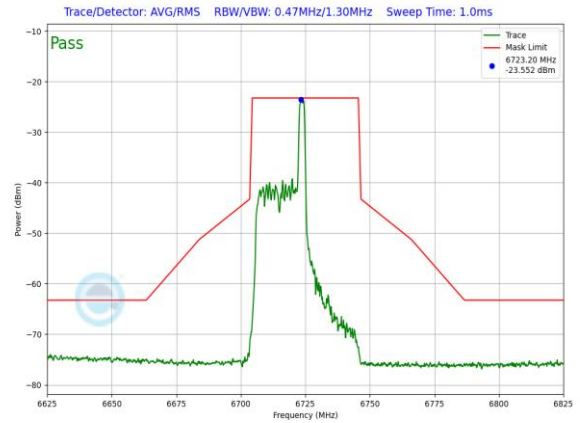


Plot 7-882. SP In-Band Emission Plot Antenna WF5B (20MHz 802.11ax RU26 (UNII Band 7) – Ch. 149)

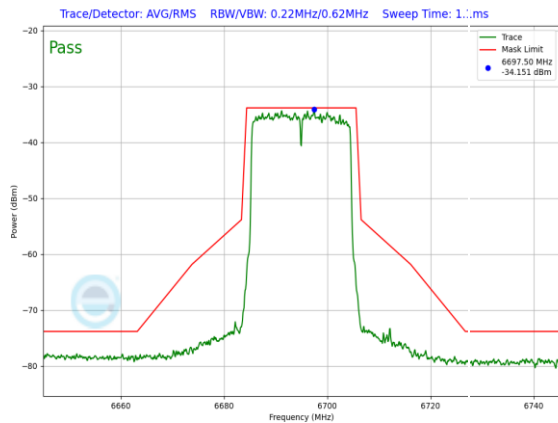
FCC ID: BCGA2836 IC: 579C-A2836		MEASUREMENT REPORT (CERTIFICATION)	Approved by: Technical Manager
Test Report S/N: 1C2311270067-14-R1.BCG	Test Dates: 1/8/2024 - 04/05/2024	EUT Type: Tablet Device	Page 256 of 616



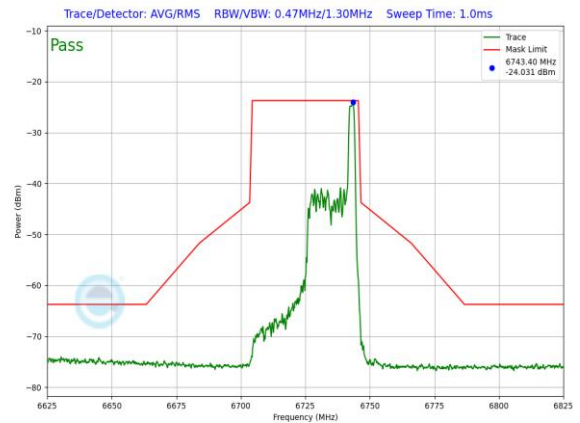
Plot 7-883. SP In-Band Emission Plot Antenna WF5B (20MHz 802.11ax RU26 (UNII Band 7) – Ch. 149)



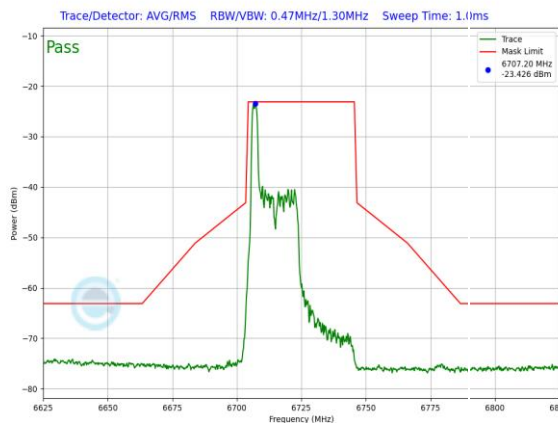
Plot 7-886. SP In-Band Emission Plot Antenna WF5B (40MHz 802.11ax RU26 (UNII Band 7) – Ch. 155)



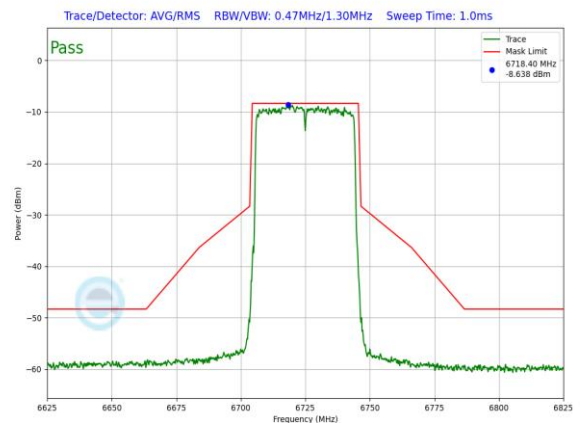
Plot 7-884. SP In-Band Emission Plot Antenna WF5B (20MHz 802.11ax RU242 (UNII Band 7) – Ch. 149)



Plot 7-887. SP In-Band Emission Plot Antenna WF5B (40MHz 802.11ax RU26 (UNII Band 7) – Ch. 155)

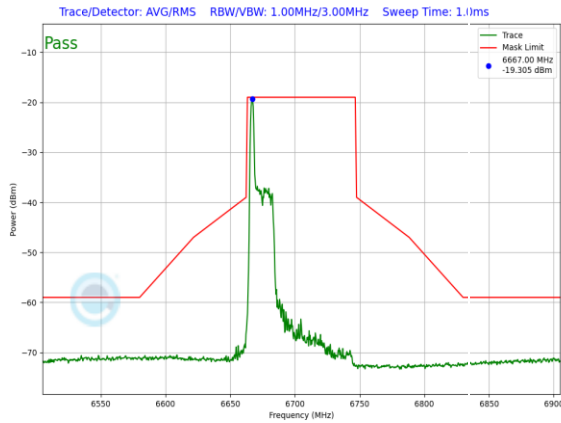


Plot 7-885. SP In-Band Emission Plot Antenna WF5B (40MHz 802.11ax RU26 (UNII Band 7) – Ch. 155)

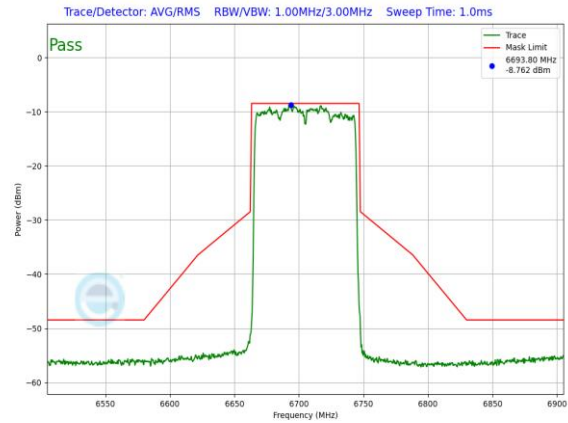


Plot 7-888. SP In-Band Emission Plot Antenna WF5B (40MHz 802.11ax RU484 (UNII Band 7) – Ch. 155)

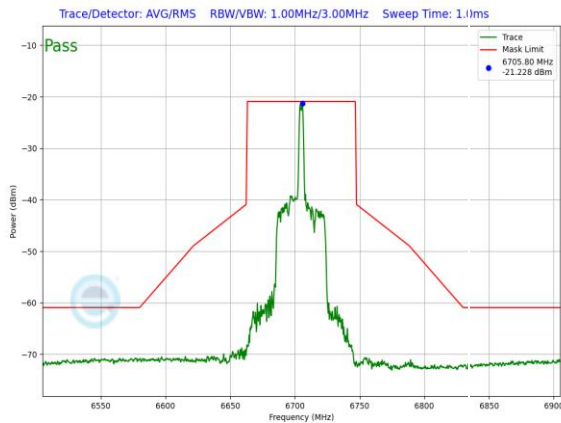
FCC ID: BCGA2836 IC: 579C-A2836		MEASUREMENT REPORT (CERTIFICATION)	Approved by: Technical Manager
Test Report S/N: 1C2311270067-14-R1.BCG	Test Dates: 1/8/2024 - 04/05/2024	EUT Type: Tablet Device	Page 257 of 616



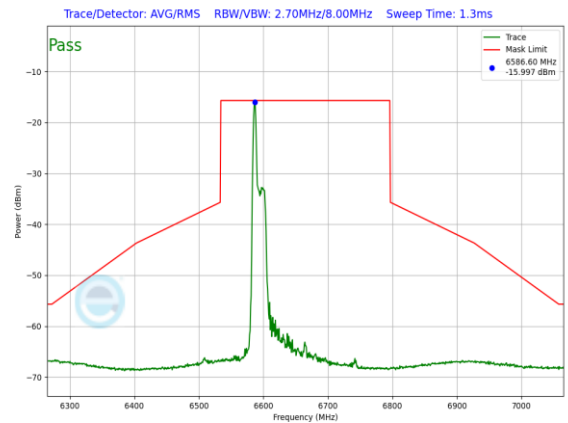
Plot 7-889. SP In-Band Emission Plot Antenna WF5B (80MHz 802.11ax RU26 (UNII Band 7) – Ch. 151)



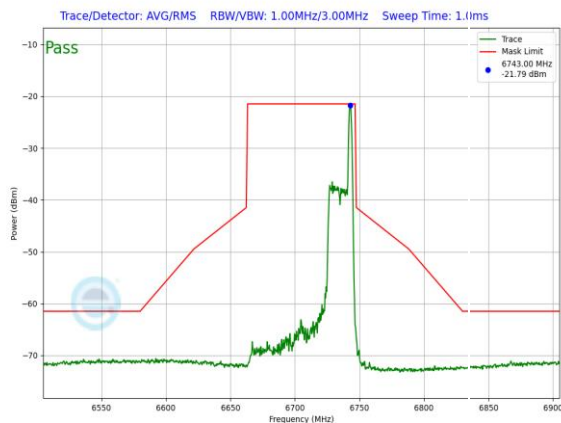
Plot 7-892. SP In-Band Emission Plot Antenna WF5B (80MHz 802.11ax RU996 (UNII Band 7) – Ch. 151)



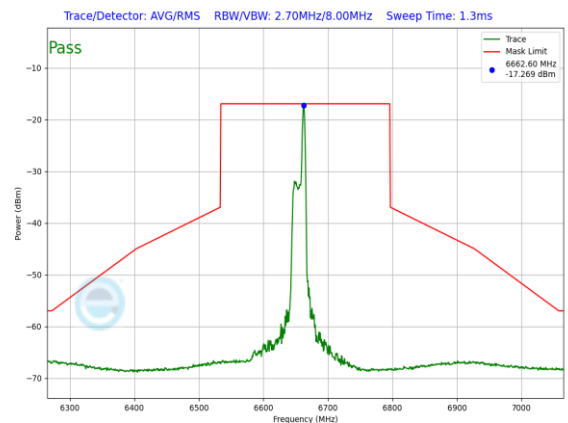
Plot 7-890. SP In-Band Emission Plot Antenna WF5B (80MHz 802.11ax RU26 (UNII Band 7) – Ch. 151)



Plot 7-893. SP In-Band Emission Plot Antenna WF5B (160MHz 802.11ax RU26 (UNII Band 7) – Ch. 143)

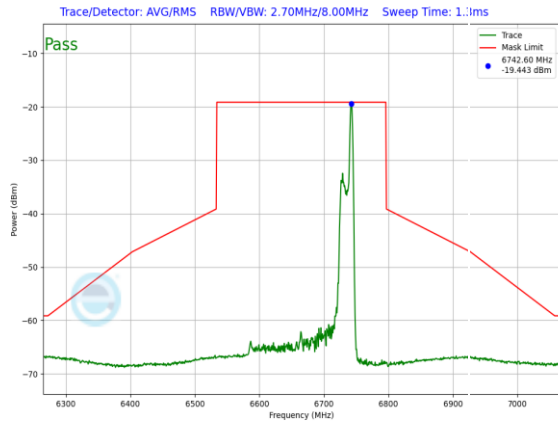


Plot 7-891. SP In-Band Emission Plot Antenna WF5B (80MHz 802.11ax RU26 (UNII Band 7) – Ch. 151)

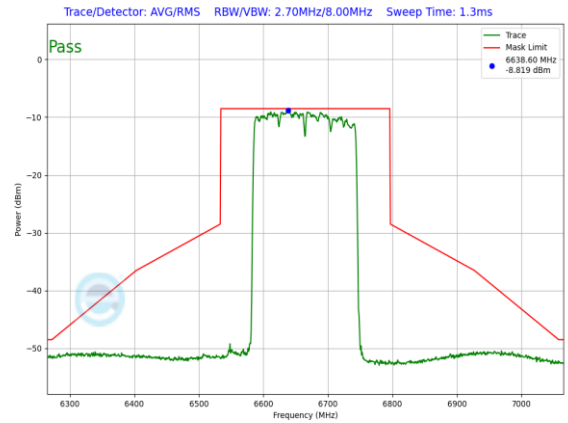


Plot 7-894. SP In-Band Emission Plot Antenna WF5B (160MHz 802.11ax RU26 (UNII Band 7) – Ch. 143)

FCC ID: BCGA2836 IC: 579C-A2836		MEASUREMENT REPORT (CERTIFICATION)	Approved by: Technical Manager
Test Report S/N: 1C2311270067-14-R1.BCG	Test Dates: 1/8/2024 - 04/05/2024	EUT Type: Tablet Device	Page 258 of 616



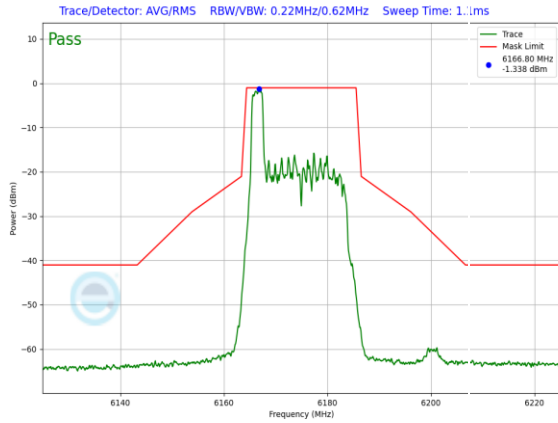
Plot 7-895. SP In-Band Emission Plot Antenna WF5B (160MHz 802.11ax RU26 (UNII Band 7) – Ch. 143)



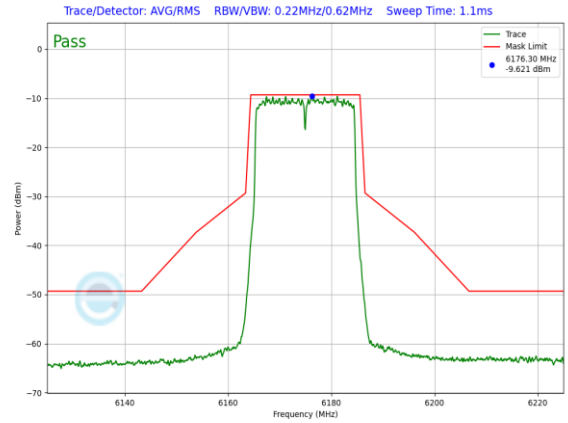
Plot 7-896. SP In-Band Emission Plot Antenna WF5B (160MHz 802.11ax RU996x2 (UNII Band 7) – Ch. 143)

FCC ID: BCGA2836 IC: 579C-A2836	 MEASUREMENT REPORT (CERTIFICATION)		Approved by: Technical Manager
Test Report S/N: 1C2311270067-14-R1.BCG	Test Dates: 1/8/2024 - 04/05/2024	EUT Type: Tablet Device	Page 259 of 616

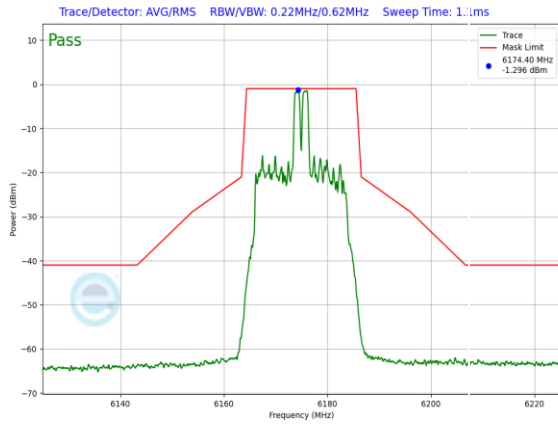
7.5.2 Antenna WF8 SP In-Band Emission Measurements



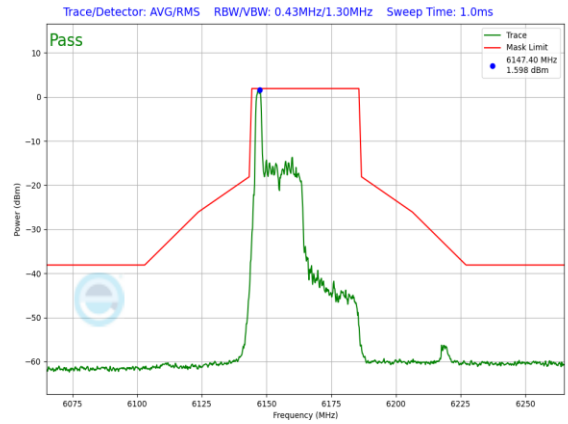
Plot 7-897. SP In-Band Emission Plot Antenna WF8 (20MHz 802.11ax RU26 (UNII Band 5) – Ch. 45)



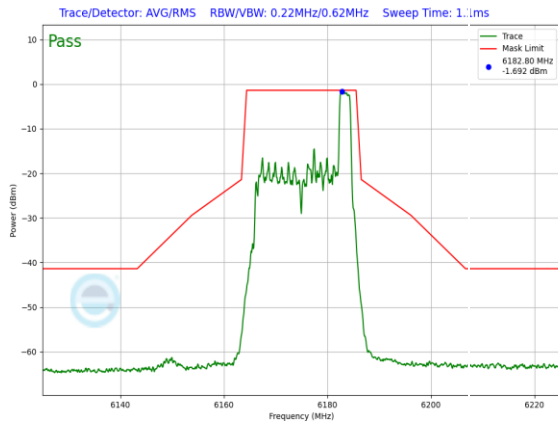
Plot 7-900. SP In-Band Emission Plot Antenna WF8 (20MHz 802.11ax RU242 (UNII Band 5) – Ch. 45)



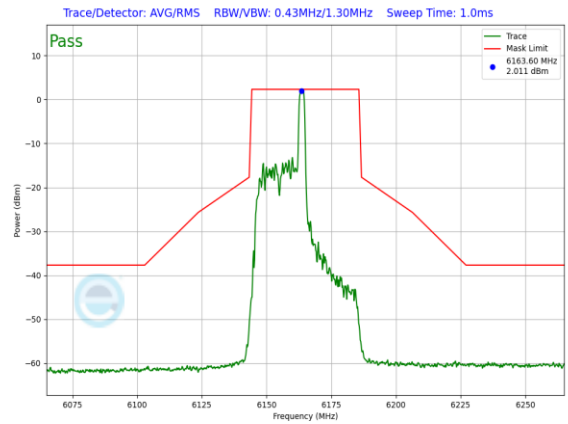
Plot 7-898. SP In-Band Emission Plot Antenna WF8 (20MHz 802.11ax RU26 (UNII Band 5) – Ch. 45)



Plot 7-901. SP In-Band Emission Plot Antenna WF8 (40MHz 802.11ax RU26 (UNII Band 5) – Ch. 43)

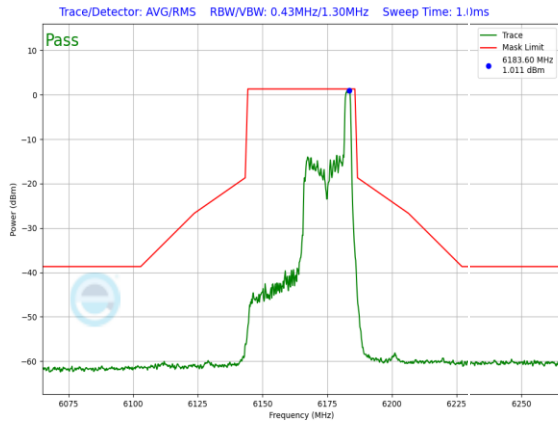


Plot 7-899. SP In-Band Emission Plot Antenna WF8 (20MHz 802.11ax RU26 (UNII Band 5) – Ch. 45)

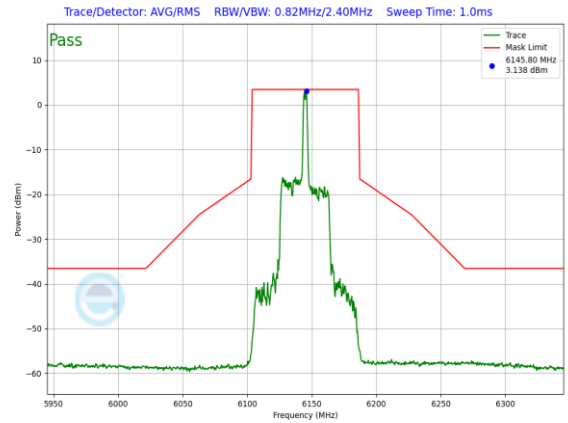


Plot 7-902. SP In-Band Emission Plot Antenna WF8 (40MHz 802.11ax RU26 (UNII Band 5) – Ch. 43)

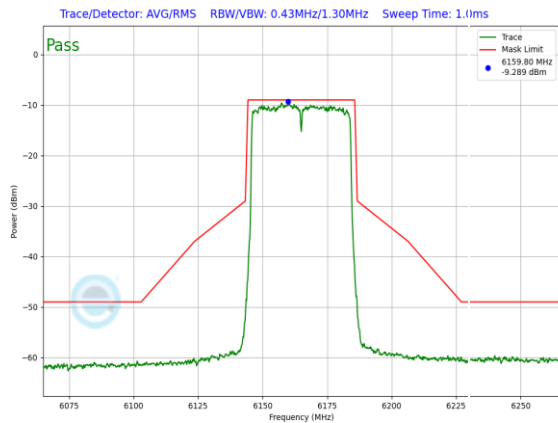
FCC ID: BCGA2836 IC: 579C-A2836		MEASUREMENT REPORT (CERTIFICATION)	Approved by: Technical Manager
Test Report S/N: 1C2311270067-14-R1.BCG	Test Dates: 1/8/2024 - 04/05/2024	EUT Type: Tablet Device	Page 260 of 616



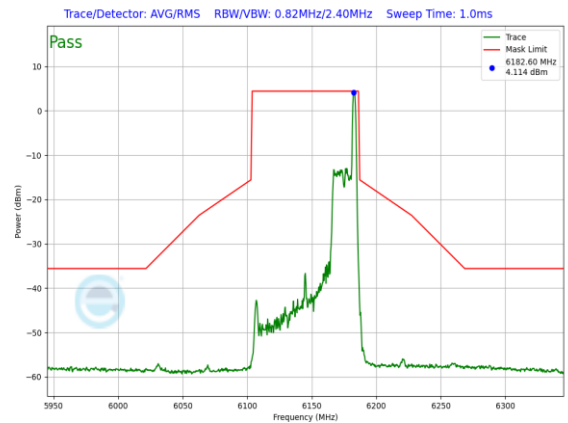
Plot 7-903. SP In-Band Emission Plot Antenna WF8 (40MHz 802.11ax RU26 (UNII Band 5) – Ch. 43)



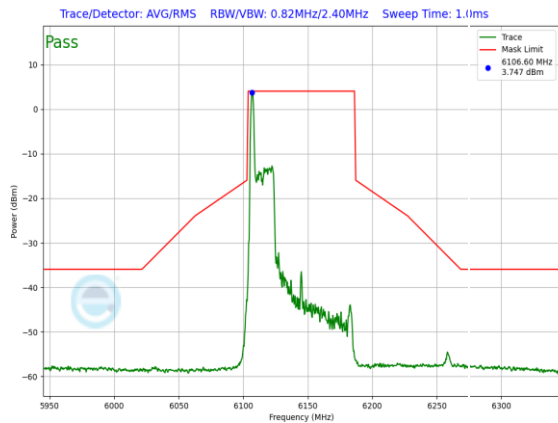
Plot 7-906. SP In-Band Emission Plot Antenna WF8 (80MHz 802.11ax RU26 (UNII Band 5) – Ch. 39)



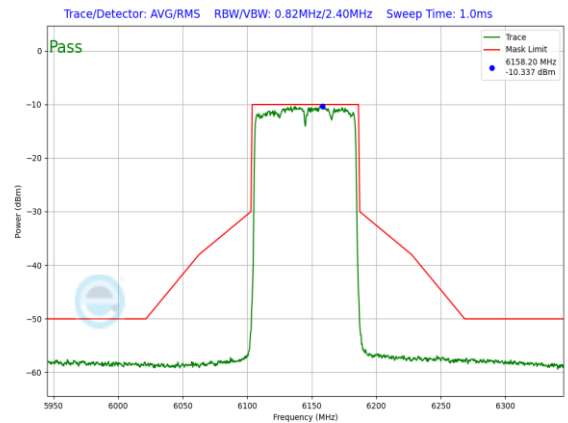
Plot 7-904. SP In-Band Emission Plot Antenna WF8 (40MHz 802.11ax RU484 (UNII Band 5) – Ch. 43)



Plot 7-907. SP In-Band Emission Plot Antenna WF8 (80MHz 802.11ax RU26 (UNII Band 5) – Ch. 39)

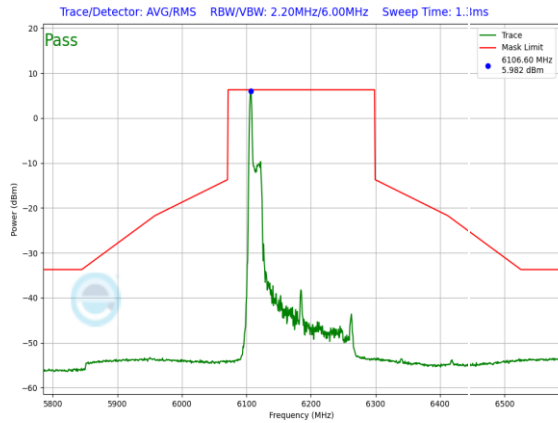


Plot 7-905. SP In-Band Emission Plot Antenna WF8 (80MHz 802.11ax RU26 (UNII Band 5) – Ch. 39)

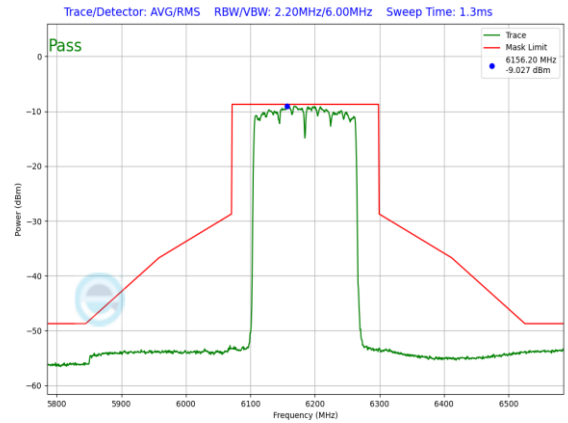


Plot 7-908. SP In-Band Emission Plot Antenna WF8 (80MHz 802.11ax RU996 (UNII Band 5) – Ch. 39)

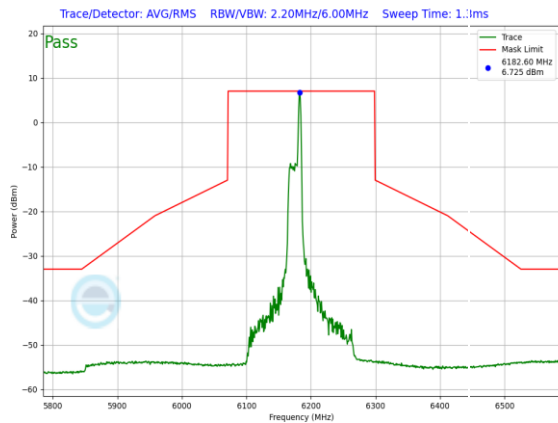
FCC ID: BCGA2836 IC: 579C-A2836		MEASUREMENT REPORT (CERTIFICATION)	Approved by: Technical Manager
Test Report S/N: 1C2311270067-14-R1.BCG	Test Dates: 1/8/2024 - 04/05/2024	EUT Type: Tablet Device	Page 261 of 616



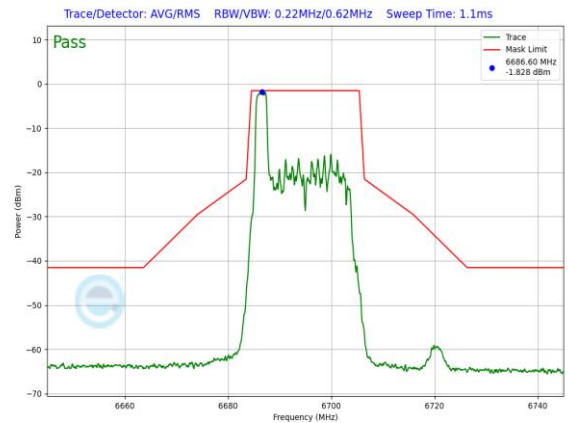
Plot 7-909. SP In-Band Emission Plot Antenna WF8 (160MHz 802.11ax RU26 (UNII Band 5) – Ch. 47)



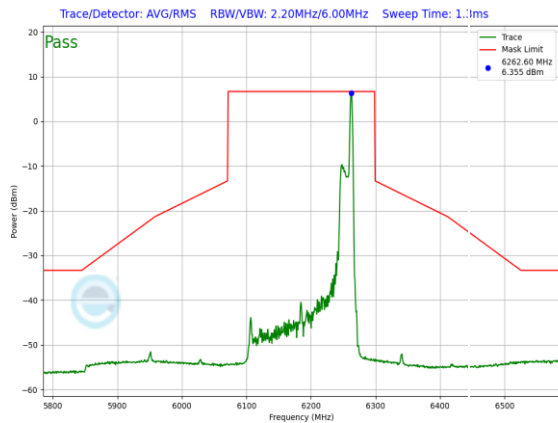
Plot 7-912. SP In-Band Emission Plot Antenna WF8 (160MHz 802.11ax RU996x2 (UNII Band 5) – Ch. 47)



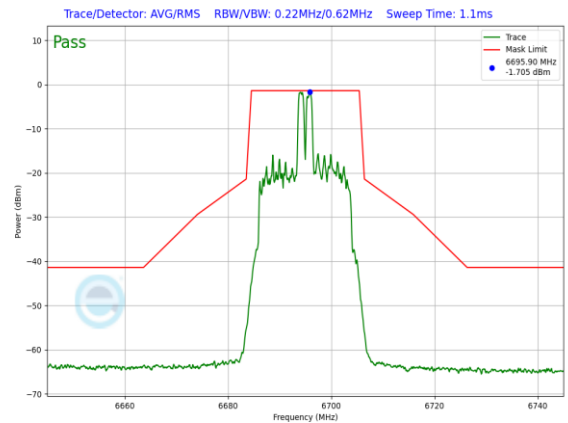
Plot 7-910. SP In-Band Emission Plot Antenna WF8 (160MHz 802.11ax RU26 (UNII Band 5) – Ch. 47)



Plot 7-913. SP In-Band Emission Plot Antenna WF8 (20MHz 802.11ax RU26 (UNII Band 7) – Ch. 149)

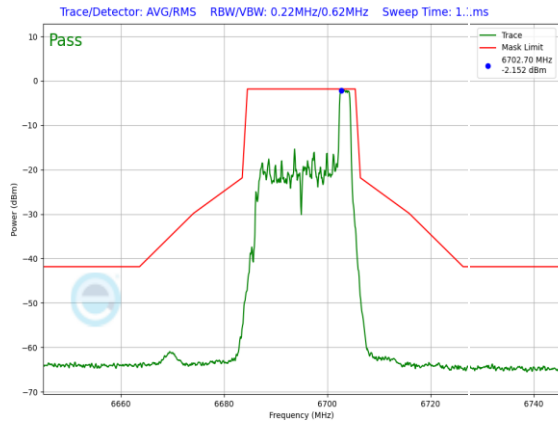


Plot 7-911. SP In-Band Emission Plot Antenna WF8 (160MHz 802.11ax RU26 (UNII Band 5) – Ch. 47)

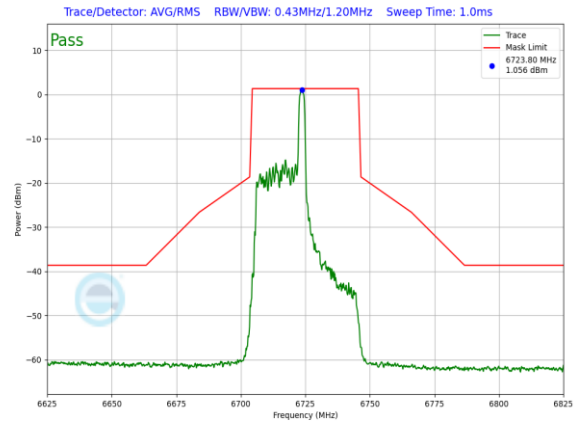


Plot 7-914. SP In-Band Emission Plot Antenna WF8 (20MHz 802.11ax RU26 (UNII Band 7) – Ch. 149)

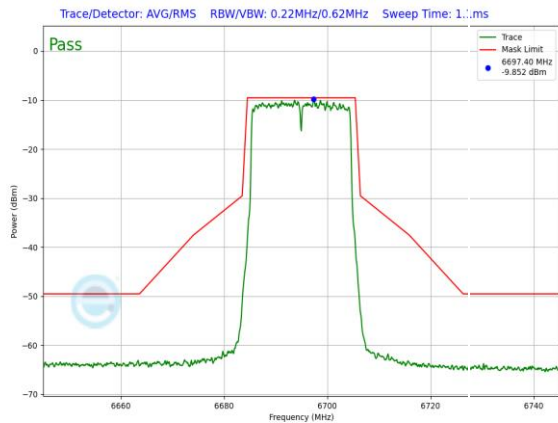
FCC ID: BCGA2836 IC: 579C-A2836		MEASUREMENT REPORT (CERTIFICATION)	Approved by: Technical Manager
Test Report S/N: 1C2311270067-14-R1.BCG	Test Dates: 1/8/2024 - 04/05/2024	EUT Type: Tablet Device	Page 262 of 616



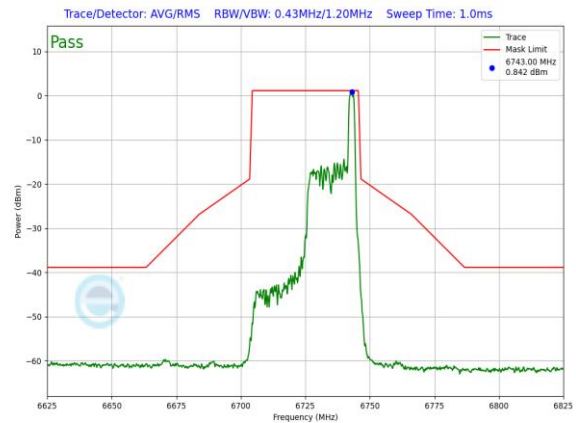
Plot 7-915. SP In-Band Emission Plot Antenna WF8 (20MHz 802.11ax RU26 (UNII Band 7) – Ch. 149)



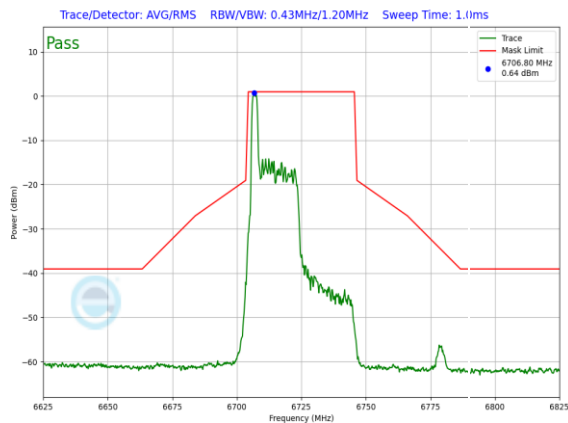
Plot 7-918. SP In-Band Emission Plot Antenna WF8 (40MHz 802.11ax RU26 (UNII Band 7) – Ch. 155)



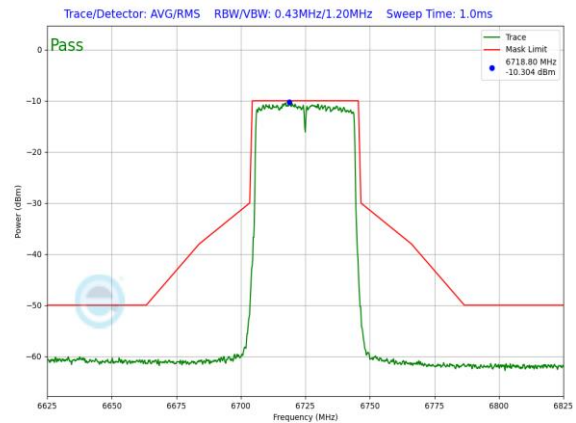
Plot 7-916. SP In-Band Emission Plot Antenna WF8 (20MHz 802.11ax RU242 (UNII Band 7) – Ch. 149)



Plot 7-919. SP In-Band Emission Plot Antenna WF8 (40MHz 802.11ax RU26 (UNII Band 7) – Ch. 155)

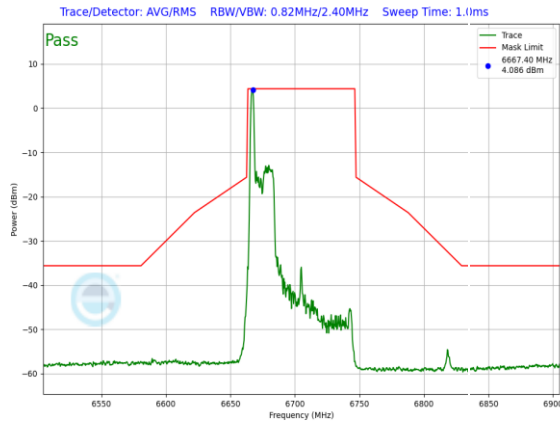


Plot 7-917. SP In-Band Emission Plot Antenna WF8 (40MHz 802.11ax RU26 (UNII Band 7) – Ch. 155)

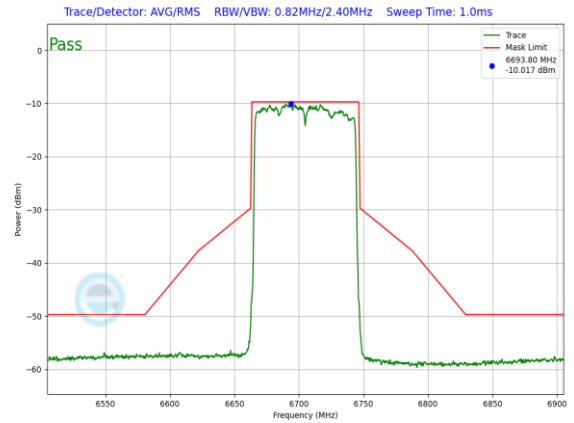


Plot 7-920. SP In-Band Emission Plot Antenna WF8 (40MHz 802.11ax RU484 (UNII Band 7) – Ch. 155)

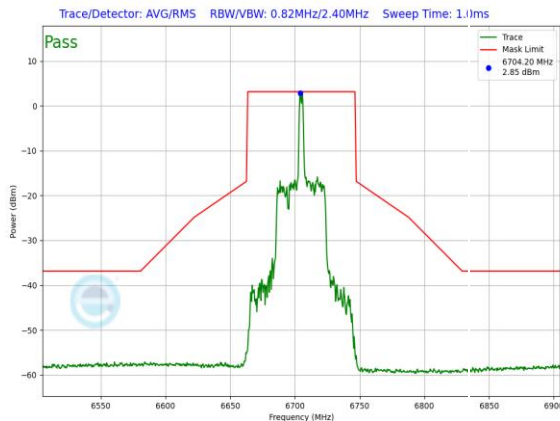
FCC ID: BCGA2836 IC: 579C-A2836		MEASUREMENT REPORT (CERTIFICATION)	Approved by: Technical Manager
Test Report S/N: 1C2311270067-14-R1.BCG	Test Dates: 1/8/2024 - 04/05/2024	EUT Type: Tablet Device	Page 263 of 616



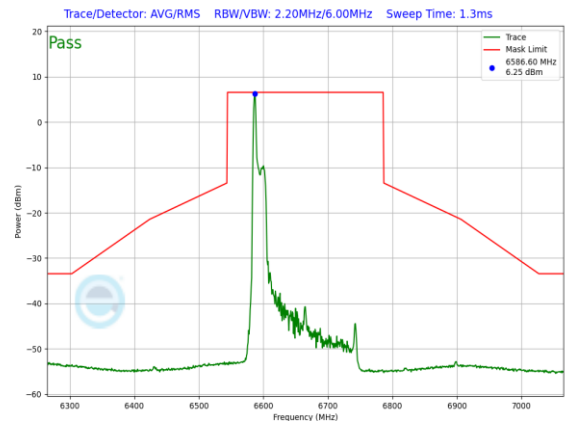
Plot 7-921. SP In-Band Emission Plot Antenna WF8 (80MHz 802.11ax RU26 (UNII Band 7) – Ch. 151)



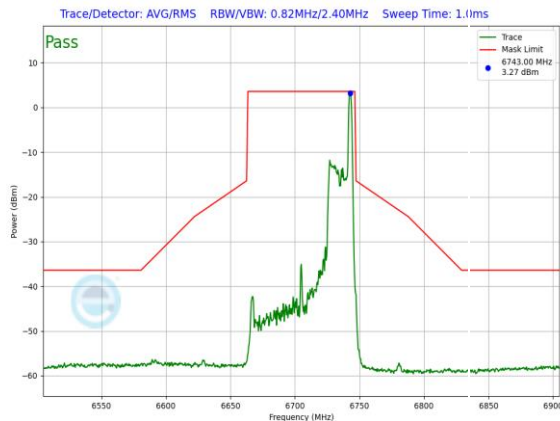
Plot 7-924. SP In-Band Emission Plot Antenna WF8 (80MHz 802.11ax RU996 (UNII Band 7) – Ch. 151)



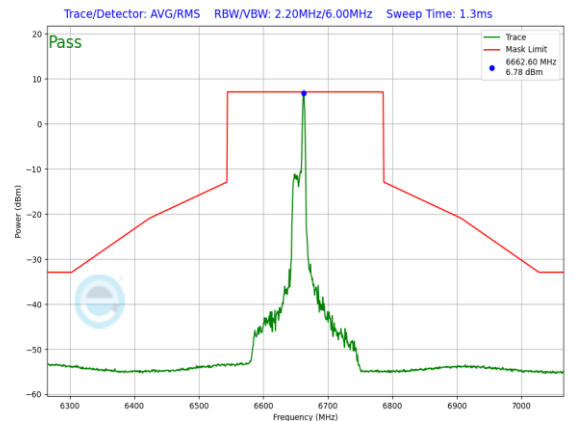
Plot 7-922. SP In-Band Emission Plot Antenna WF8 (80MHz 802.11ax RU26 (UNII Band 7) – Ch. 151)



Plot 7-925. SP In-Band Emission Plot Antenna WF8 (160MHz 802.11ax RU26 (UNII Band 7) – Ch. 143)

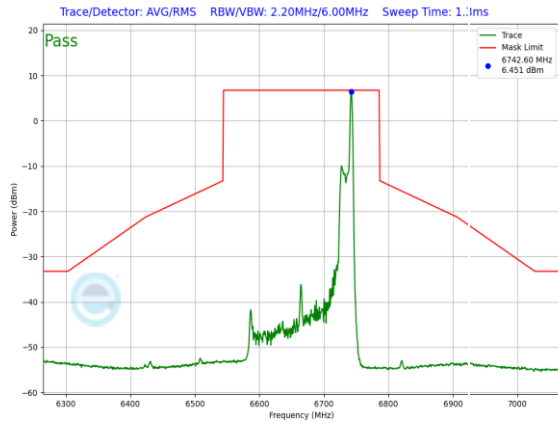


Plot 7-923. SP In-Band Emission Plot Antenna WF8 (80MHz 802.11ax RU26 (UNII Band 7) – Ch. 151)

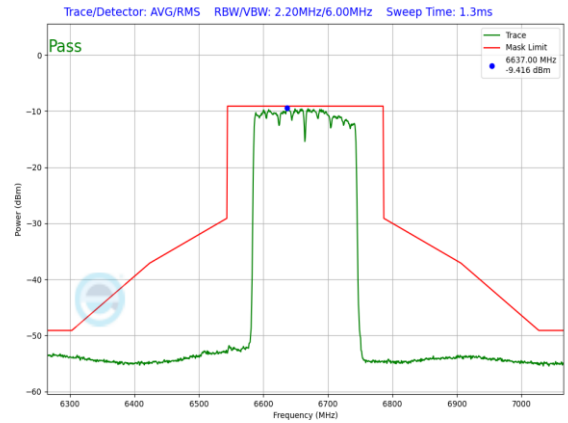


Plot 7-926. SP In-Band Emission Plot Antenna WF8 (160MHz 802.11ax RU26 (UNII Band 7) – Ch. 143)

FCC ID: BCGA2836 IC: 579C-A2836		MEASUREMENT REPORT (CERTIFICATION)	Approved by: Technical Manager
Test Report S/N: 1C2311270067-14-R1.BCG	Test Dates: 1/8/2024 - 04/05/2024	EUT Type: Tablet Device	Page 264 of 616



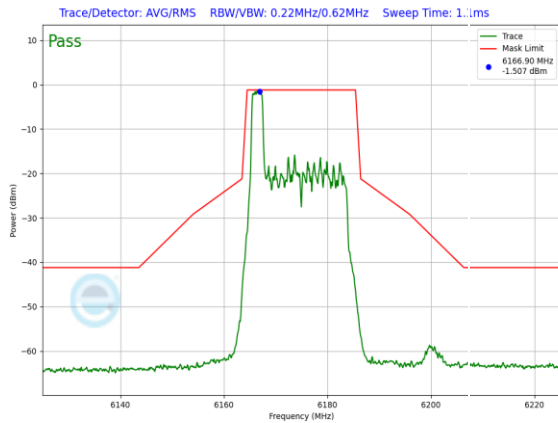
Plot 7-927. SP In-Band Emission Plot Antenna WF8 (160MHz 802.11ax RU26 (UNII Band 7) – Ch. 143)



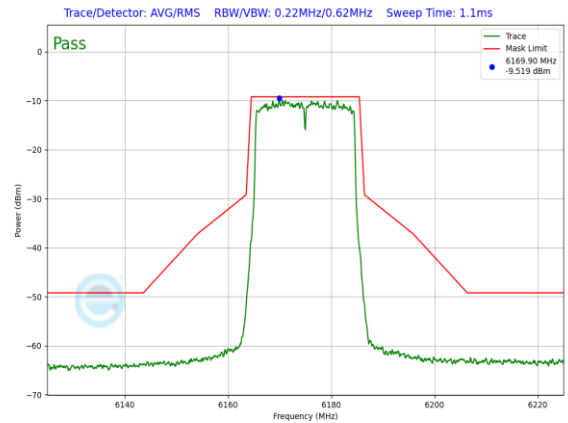
Plot 7-928. SP In-Band Emission Plot Antenna WF8 (160MHz 802.11ax RU996x2 (UNII Band 7) – Ch. 143)

FCC ID: BCGA2836 IC: 579C-A2836	 MEASUREMENT REPORT (CERTIFICATION)		Approved by: Technical Manager
Test Report S/N: 1C2311270067-14-R1.BCG	Test Dates: 1/8/2024 - 04/05/2024	EUT Type: Tablet Device	Page 265 of 616

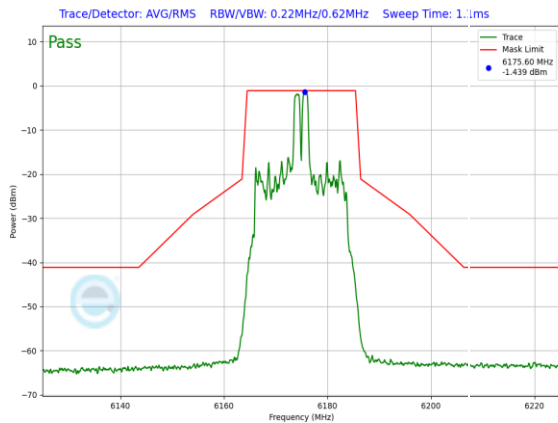
7.5.3 Antenna WF7 SP In-Band Emission Measurements



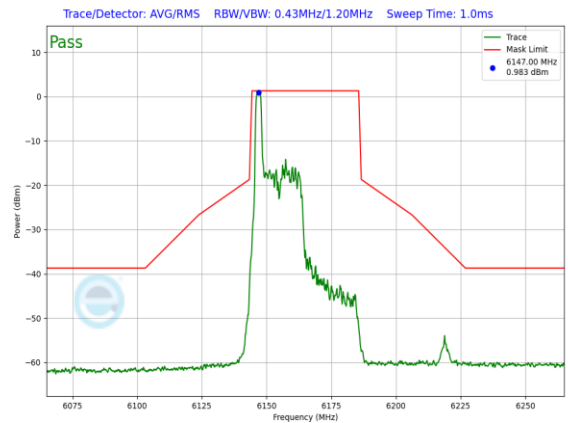
Plot 7-929. SP In-Band Emission Plot Antenna WF7 (20MHz 802.11ax RU26 (UNII Band 5) – Ch. 45)



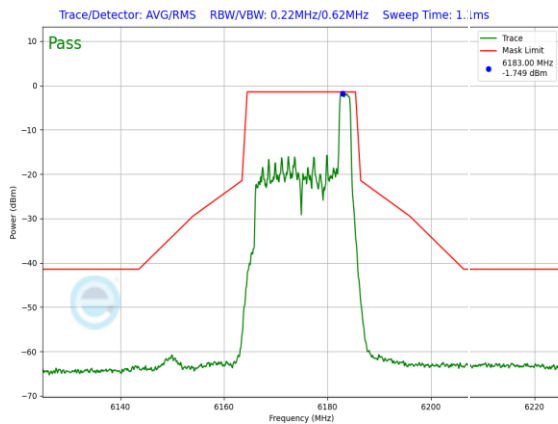
Plot 7-932. SP In-Band Emission Plot Antenna WF7 (20MHz 802.11ax RU242 (UNII Band 5) – Ch. 45)



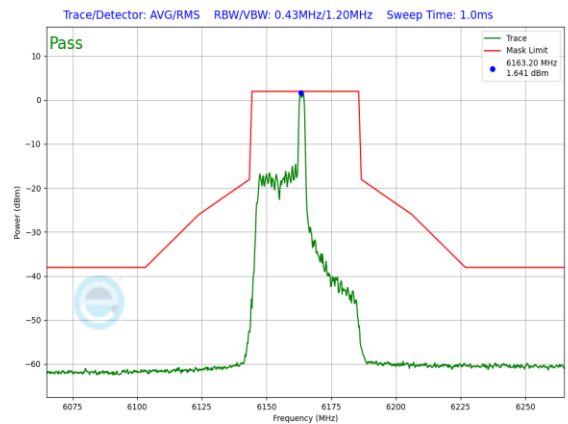
Plot 7-930. SP In-Band Emission Plot Antenna WF7 (20MHz 802.11ax RU26 (UNII Band 5) – Ch. 45)



Plot 7-933. SP In-Band Emission Plot Antenna WF7 (40MHz 802.11ax RU26 (UNII Band 5) – Ch. 43)

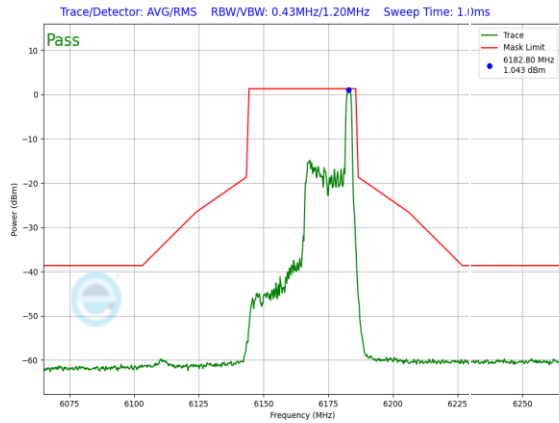


Plot 7-931. SP In-Band Emission Plot Antenna WF7 (20MHz 802.11ax RU26 (UNII Band 5) – Ch. 45)

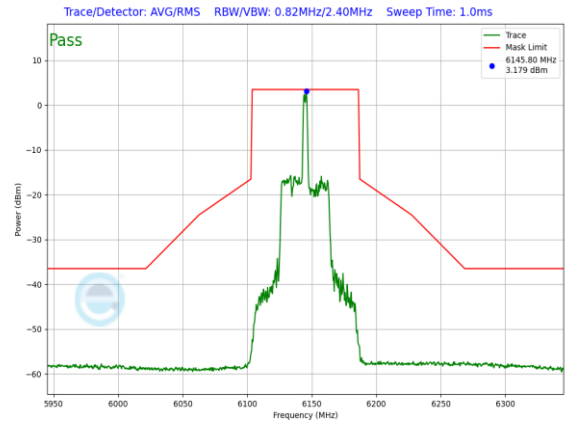


Plot 7-934. SP In-Band Emission Plot Antenna WF7 (40MHz 802.11ax RU26 (UNII Band 5) – Ch. 43)

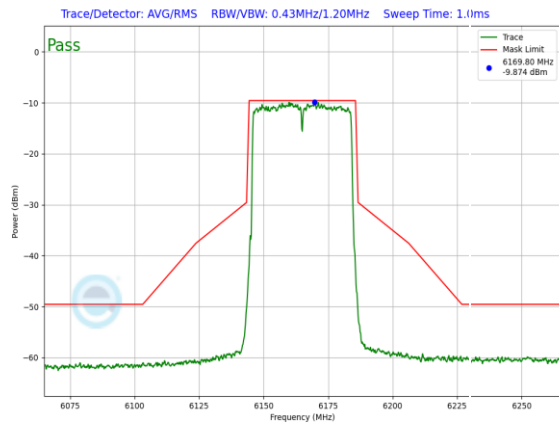
FCC ID: BCGA2836 IC: 579C-A2836		MEASUREMENT REPORT (CERTIFICATION)	Approved by: Technical Manager
Test Report S/N: 1C2311270067-14-R1.BCG	Test Dates: 1/8/2024 - 04/05/2024	EUT Type: Tablet Device	Page 266 of 616



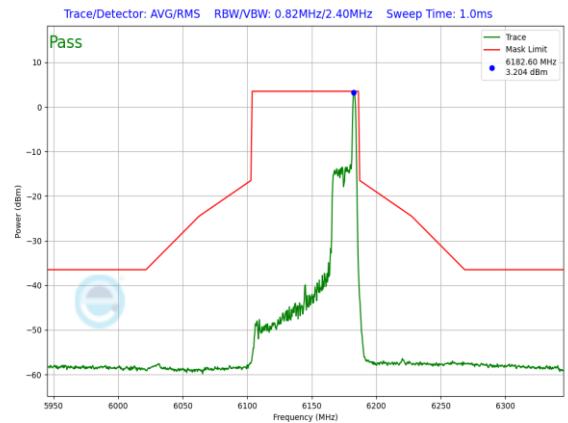
Plot 7-935. SP In-Band Emission Plot Antenna WF7 (40MHz 802.11ax RU26 (UNII Band 5) – Ch. 43)



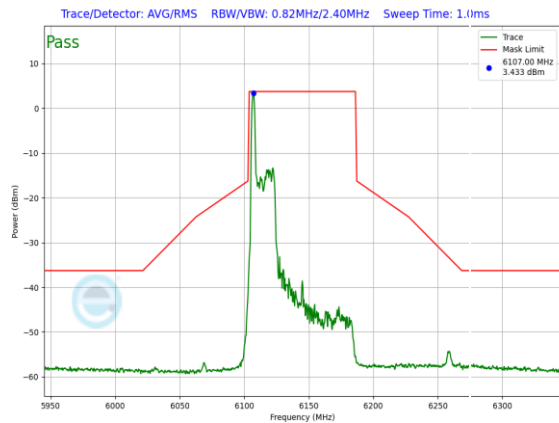
Plot 7-938. SP In-Band Emission Plot Antenna WF7 (80MHz 802.11ax RU26 (UNII Band 5) – Ch. 39)



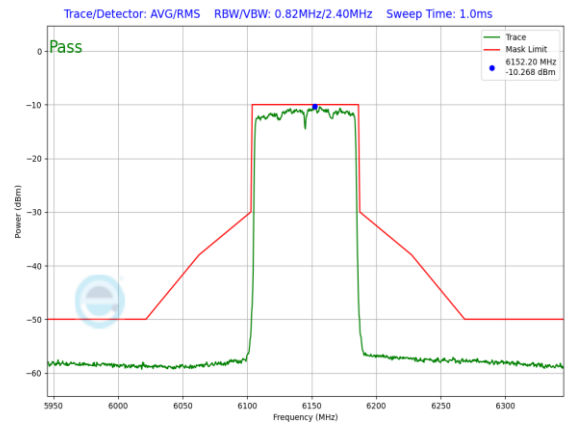
Plot 7-936. SP In-Band Emission Plot Antenna WF7 (40MHz 802.11ax RU484 (UNII Band 5) – Ch. 43)



Plot 7-939. SP In-Band Emission Plot Antenna WF7 (80MHz 802.11ax RU26 (UNII Band 5) – Ch. 39)

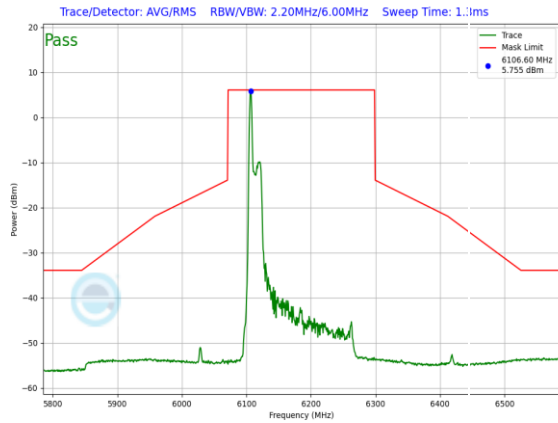


Plot 7-937. SP In-Band Emission Plot Antenna WF7 (80MHz 802.11ax RU26 (UNII Band 5) – Ch. 39)

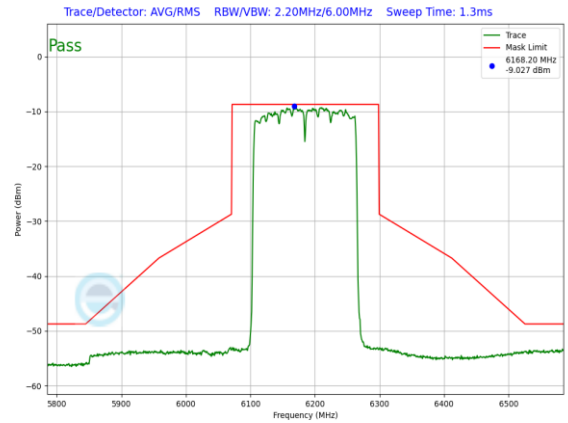


Plot 7-940. SP In-Band Emission Plot Antenna WF7 (80MHz 802.11ax RU996 (UNII Band 5) – Ch. 39)

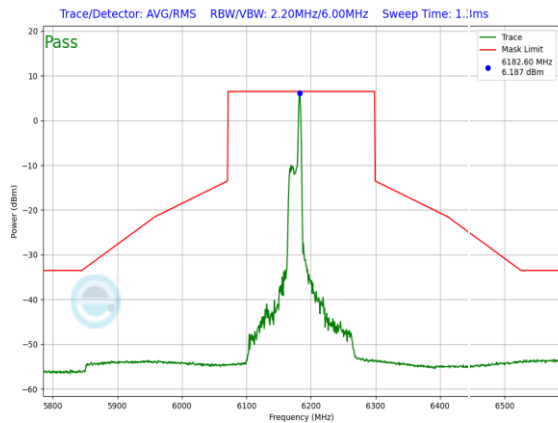
FCC ID: BCGA2836 IC: 579C-A2836		MEASUREMENT REPORT (CERTIFICATION)	Approved by: Technical Manager
Test Report S/N: 1C2311270067-14-R1.BCG	Test Dates: 1/8/2024 - 04/05/2024	EUT Type: Tablet Device	Page 267 of 616



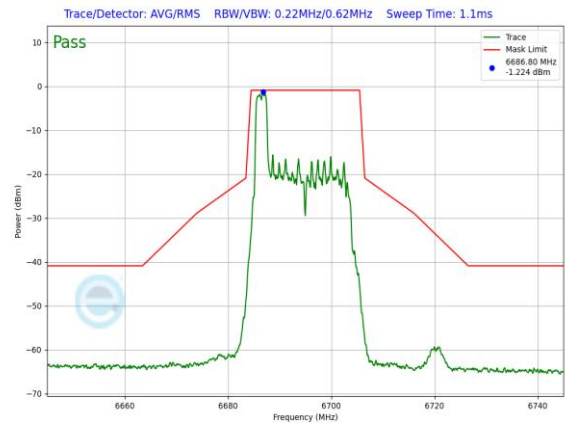
Plot 7-941. SP In-Band Emission Plot Antenna WF7 (160MHz 802.11ax RU26 (UNII Band 5) – Ch. 47)



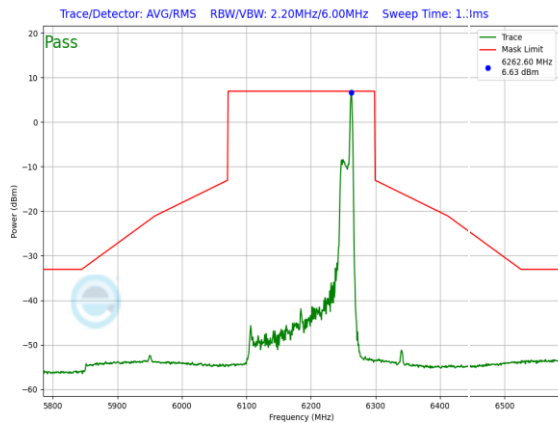
Plot 7-944. SP In-Band Emission Plot Antenna WF7 (160MHz 802.11ax RU996x2 (UNII Band 5) – Ch. 47)



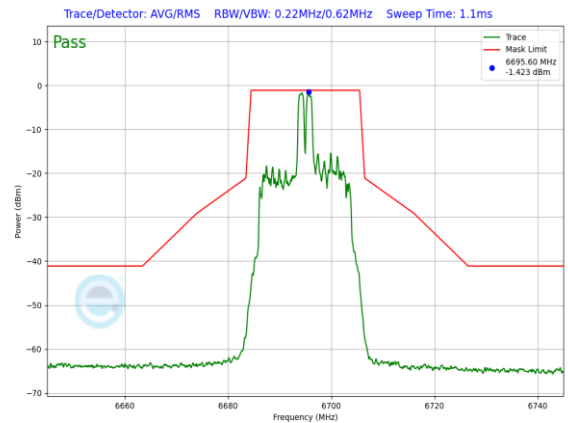
Plot 7-942. SP In-Band Emission Plot Antenna WF7 (160MHz 802.11ax RU26 (UNII Band 5) – Ch. 47)



Plot 7-945. SP In-Band Emission Plot Antenna WF7 (20MHz 802.11ax RU26 (UNII Band 7) – Ch. 149)

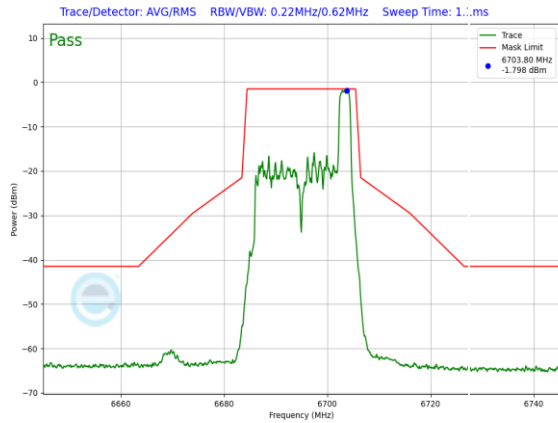


Plot 7-943. SP In-Band Emission Plot Antenna WF7 (160MHz 802.11ax RU26 (UNII Band 5) – Ch. 47)

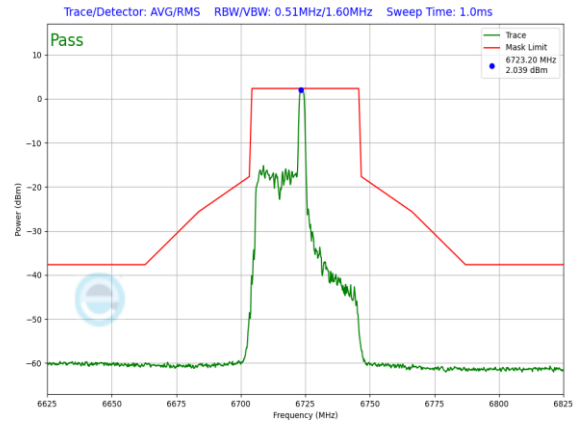


Plot 7-946. SP In-Band Emission Plot Antenna WF7 (20MHz 802.11ax RU26 (UNII Band 7) – Ch. 149)

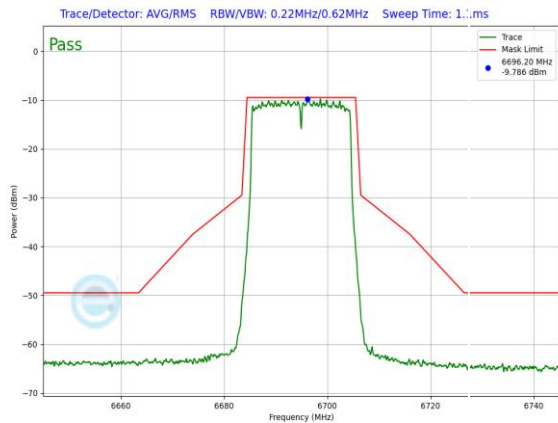
FCC ID: BCGA2836 IC: 579C-A2836		MEASUREMENT REPORT (CERTIFICATION)	Approved by: Technical Manager
Test Report S/N: 1C2311270067-14-R1.BCG	Test Dates: 1/8/2024 - 04/05/2024	EUT Type: Tablet Device	Page 268 of 616



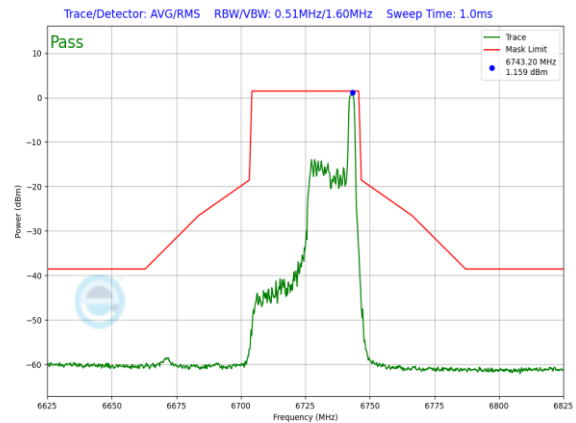
Plot 7-947. SP In-Band Emission Plot Antenna WF7 (20MHz 802.11ax RU26 (UNII Band 7) – Ch. 149)



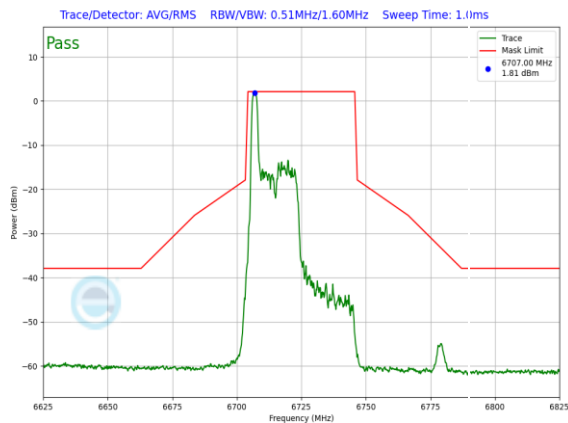
Plot 7-950. SP In-Band Emission Plot Antenna WF7 (40MHz 802.11ax RU26 (UNII Band 7) – Ch. 155)



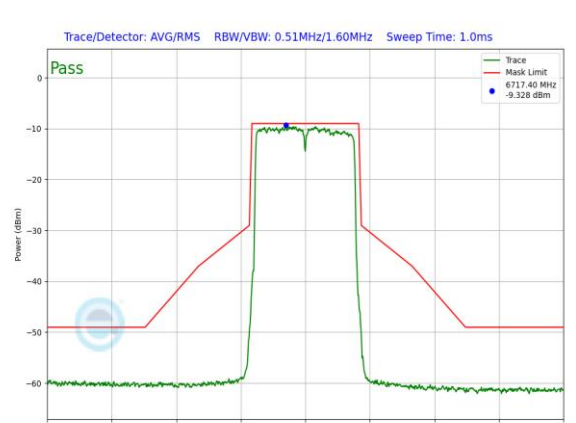
Plot 7-948. SP In-Band Emission Plot Antenna WF7 (20MHz 802.11ax RU242 (UNII Band 7) – Ch. 149)



Plot 7-951. SP In-Band Emission Plot Antenna WF7 (40MHz 802.11ax RU26 (UNII Band 7) – Ch. 155)

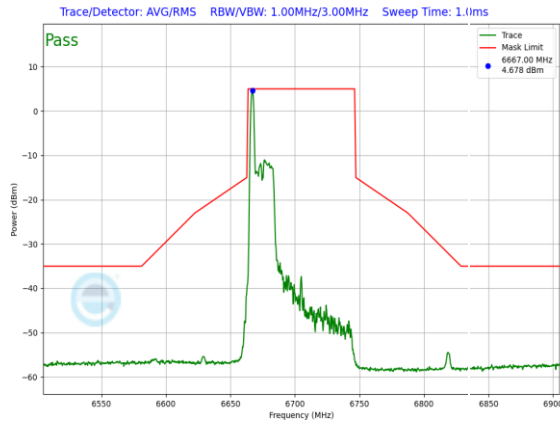


Plot 7-949. SP In-Band Emission Plot Antenna WF7 (40MHz 802.11ax RU26 (UNII Band 7) – Ch. 155)

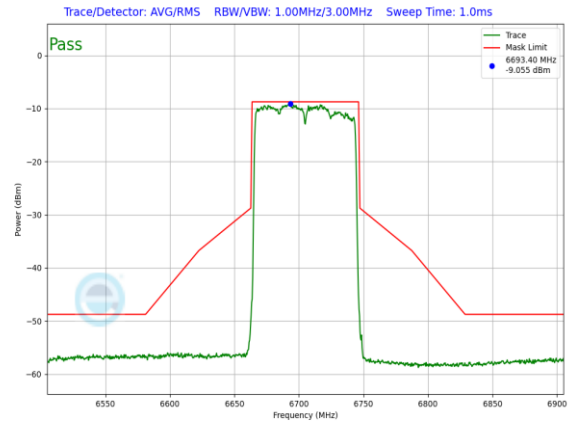


Plot 7-952. SP In-Band Emission Plot Antenna WF7 (40MHz 802.11ax RU484 (UNII Band 7) – Ch. 155)

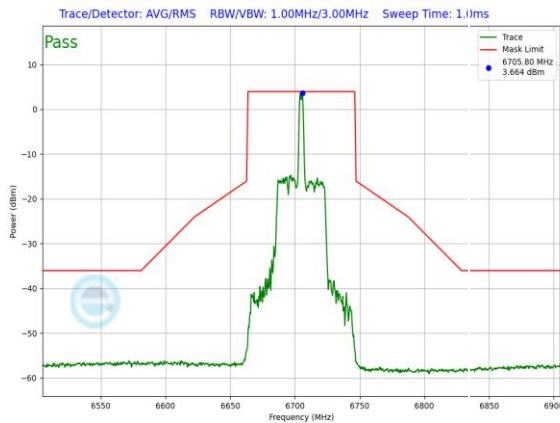
FCC ID: BCGA2836 IC: 579C-A2836		MEASUREMENT REPORT (CERTIFICATION)	Approved by: Technical Manager
Test Report S/N: 1C2311270067-14-R1.BCG	Test Dates: 1/8/2024 - 04/05/2024	EUT Type: Tablet Device	Page 269 of 616



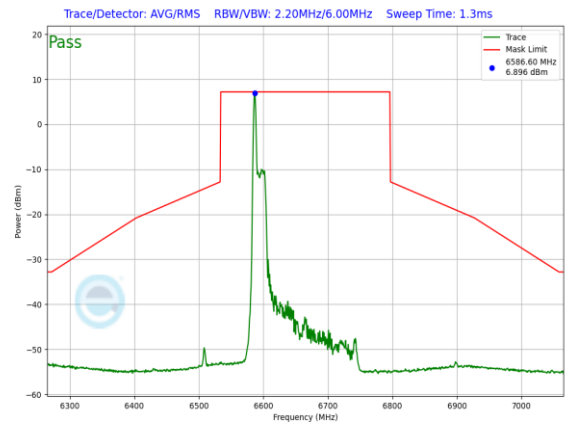
Plot 7-953. SP In-Band Emission Plot Antenna WF7 (80MHz 802.11ax RU26 (UNII Band 7) – Ch. 151)



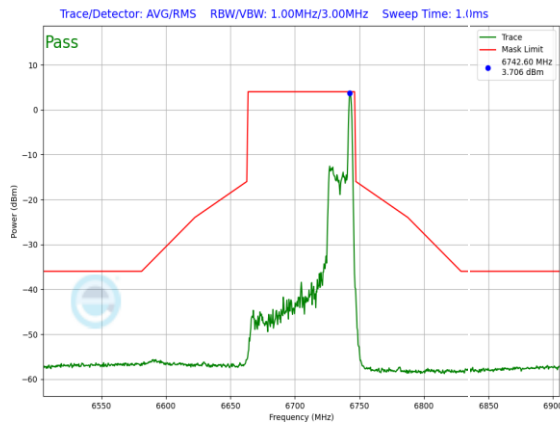
Plot 7-956. SP In-Band Emission Plot Antenna WF7 (80MHz 802.11ax RU996 (UNII Band 7) – Ch. 151)



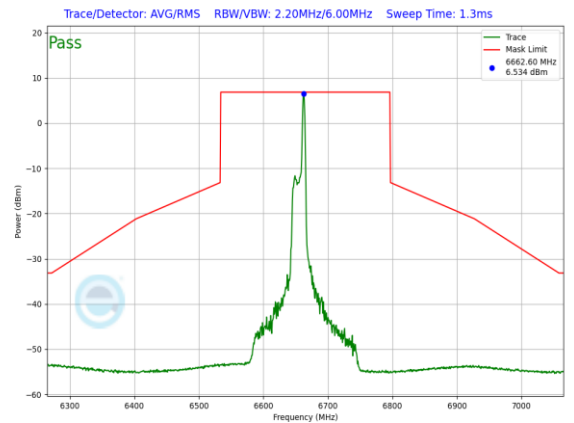
Plot 7-954. SP In-Band Emission Plot Antenna WF7 (80MHz 802.11ax RU26 (UNII Band 7) – Ch. 151)



Plot 7-957. SP In-Band Emission Plot Antenna WF7 (160MHz 802.11ax RU26 (UNII Band 7) – Ch. 143)

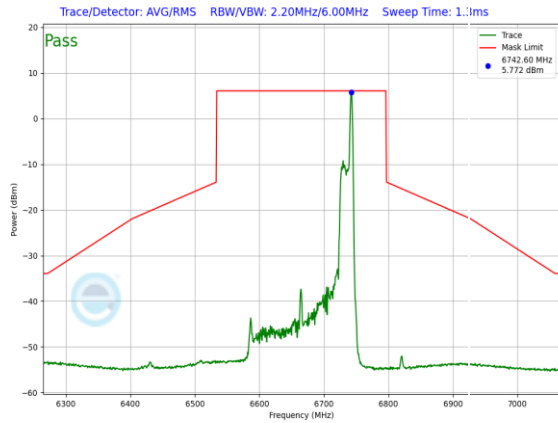


Plot 7-955. SP In-Band Emission Plot Antenna WF7 (80MHz 802.11ax RU26 (UNII Band 7) – Ch. 151)

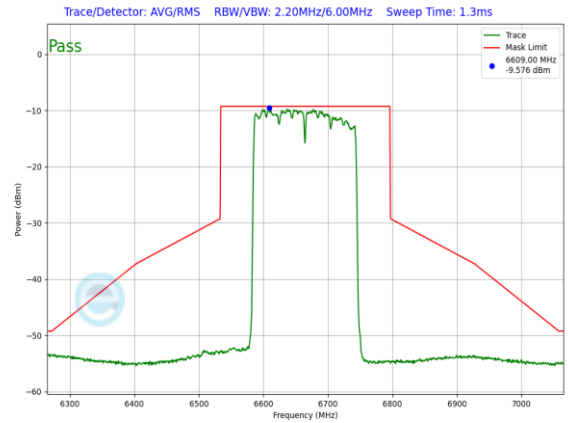


Plot 7-958. SP In-Band Emission Plot Antenna WF7 (160MHz 802.11ax RU26 (UNII Band 7) – Ch. 143)

FCC ID: BCGA2836 IC: 579C-A2836		MEASUREMENT REPORT (CERTIFICATION)	Approved by: Technical Manager
Test Report S/N: 1C2311270067-14-R1.BCG	Test Dates: 1/8/2024 - 04/05/2024	EUT Type: Tablet Device	Page 270 of 616



Plot 7-959. SP In-Band Emission Plot Antenna WF7 (160MHz 802.11ax RU26 (UNII Band 7) – Ch. 143)



Plot 7-960. SP In-Band Emission Plot Antenna WF7 (160MHz 802.11ax RU996x2 (UNII Band 7) – Ch. 143)

FCC ID: BCGA2836 IC: 579C-A2836	 MEASUREMENT REPORT (CERTIFICATION)		Approved by: Technical Manager
Test Report S/N: 1C2311270067-14-R1.BCG	Test Dates: 1/8/2024 - 04/05/2024	EUT Type: Tablet Device	Page 271 of 616