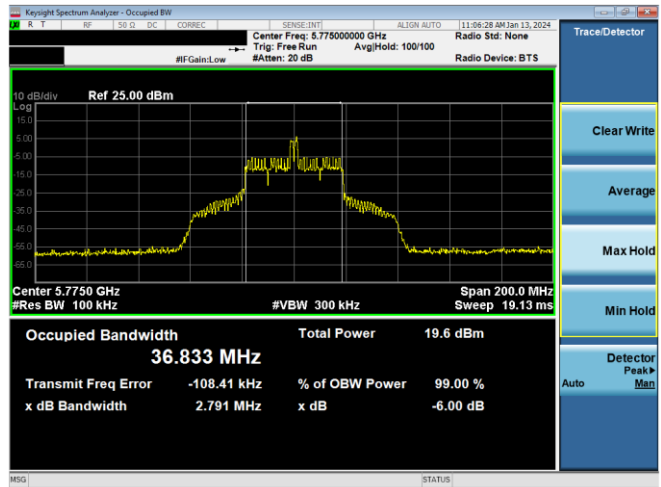
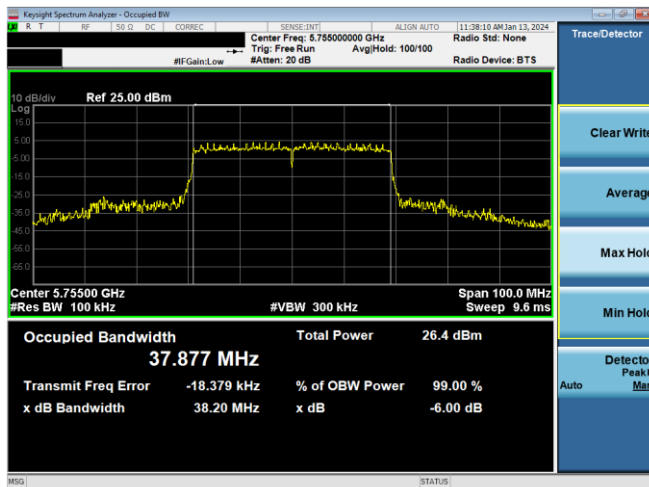


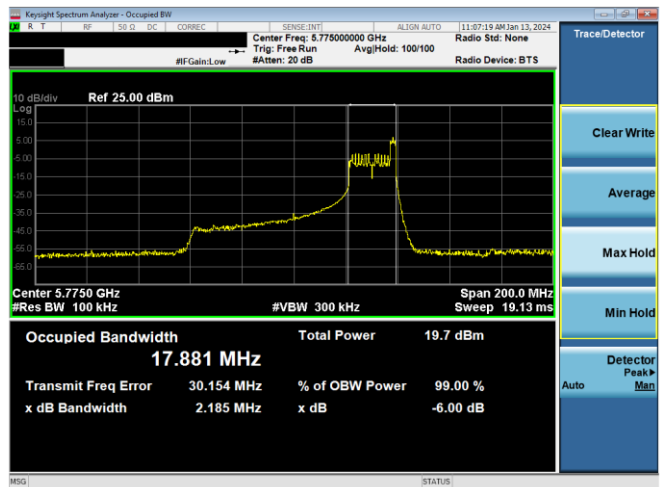
Plot 7-139. 6dB BW & 99% OBW Antenna WF5B (40MHz BW 11ax Index 17 – RU26 – Ch.151)



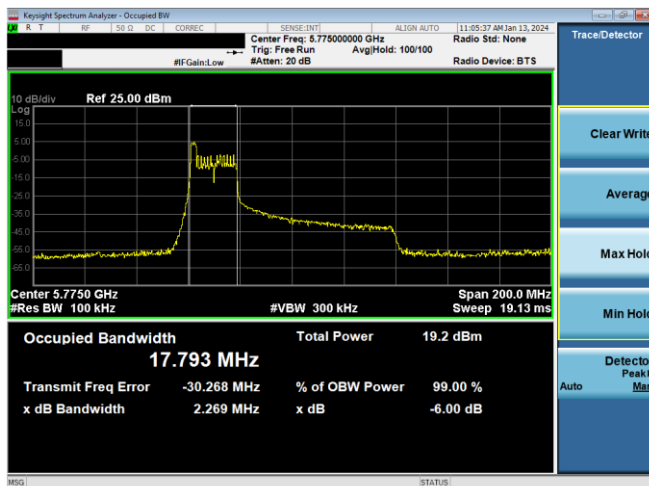
Plot 7-142. 6dB BW & 99% OBW Antenna WF5B (80MHz BW 11ax Index 18 – RU26 – Ch.155)



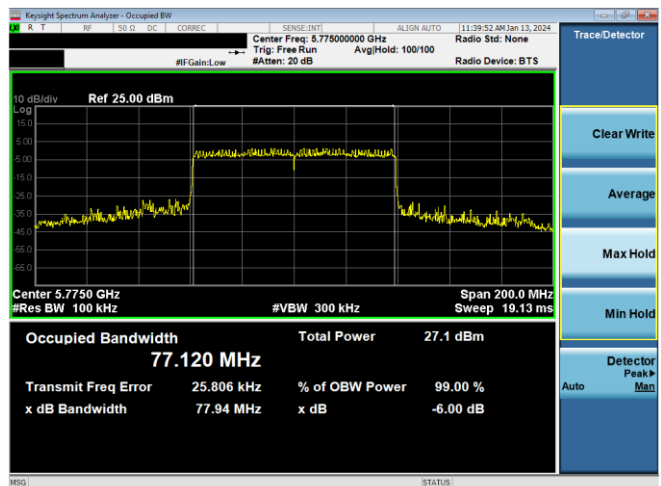
Plot 7-140. 6dB BW & 99% OBW Antenna WF5B (40MHz BW 11ax – RU484 – Ch.151)



Plot 7-143. 6dB BW & 99% OBW Antenna WF5B (80MHz BW 11ax Index 36 – RU26 – Ch.155)



Plot 7-141. 6dB BW & 99% OBW Antenna WF5B (80MHz BW 11ax Index 0 – RU26 – Ch.155)



Plot 7-144. 6dB BW & 99% OBW Antenna WF5B (80MHz BW 11ax – RU996 – Ch.155)

FCC ID: BCGA2836 IC: 579C-A2836		MEASUREMENT REPORT (CERTIFICATION)	Approved by: Technical Manager
Test Report S/N: 1C2311270067-12.BCG	Test Dates: 1/8/2024 - 3/18/2024	EUT Type: Tablet Device	Page 53 of 455

Antenna WF8 6dB & 99% Bandwidth Measurements

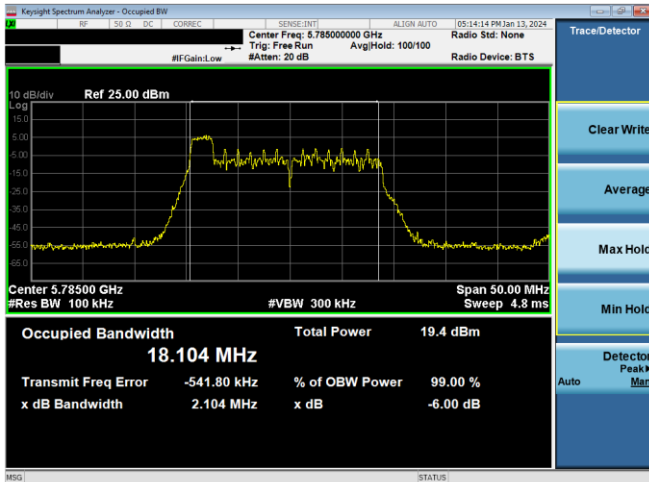
	Frequency [MHz]	Channel	802.11 MODE	RU Size	RU Index	Data Rate [Mbps]	Measured 99% Occupied Bandwidth [MHz]	Measured 6dB Bandwidth [MHz]	Minimum 6dB Bandwidth [MHz]	Pass / Fail
Band 3	5745	149	ax (20MHz)	26	0	12.5/14.7 (MCS11)	18.10	2.09	0.50	Pass
				26	4	12.5/14.7 (MCS11)	17.10	2.72	0.50	Pass
				26	8	12.5/14.7 (MCS11)	18.21	2.10	0.50	Pass
	5785	157	ax (20MHz)	26	0	12.5/14.7 (MCS11)	18.10	2.10	0.50	Pass
				26	4	12.5/14.7 (MCS11)	17.13	2.73	0.50	Pass
				26	8	12.5/14.7 (MCS11)	18.23	2.09	0.50	Pass
	5825	165	ax (20MHz)	26	0	12.5/14.7 (MCS11)	18.08	2.09	0.50	Pass
				26	4	12.5/14.7 (MCS11)	17.05	2.70	0.50	Pass
				26	8	12.5/14.7 (MCS11)	18.26	2.11	0.50	Pass
	5755	151	ax (40MHz)	26	0	12.5/14.7 (MCS11)	17.83	2.12	0.50	Pass
				26	8	12.5/14.7 (MCS11)	18.74	2.13	0.50	Pass
				26	17	12.5/14.7 (MCS11)	17.95	2.09	0.50	Pass
	5795	159	ax (40MHz)	26	0	12.5/14.7 (MCS11)	17.84	2.16	0.50	Pass
				26	8	12.5/14.7 (MCS11)	18.81	2.13	0.50	Pass
				26	17	12.5/14.7 (MCS11)	17.95	2.14	0.50	Pass
5775	155	ax (80MHz)	26	0	12.5/14.7 (MCS11)	17.88	2.28	0.50	Pass	
			26	18	12.5/14.7 (MCS11)	36.85	2.83	0.50	Pass	
			26	36	12.5/14.7 (MCS11)	17.87	2.19	0.50	Pass	

Table 7-13. Conducted Bandwidth Measurements Antenna WF8 (RU26)

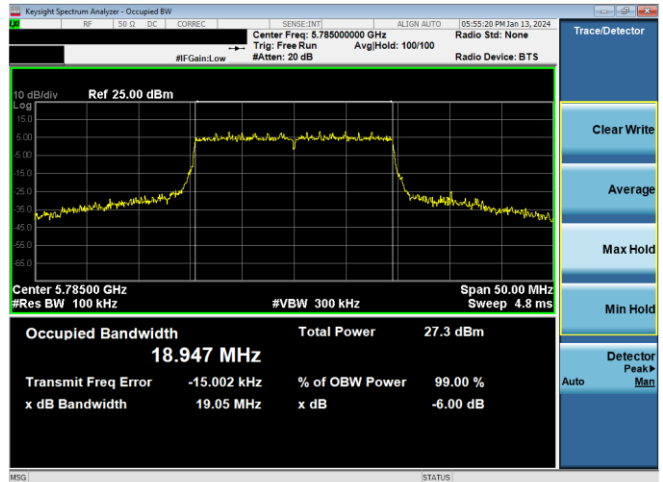
	Frequency [MHz]	Channel	802.11 MODE	RU Size	RU Index	Data Rate [Mbps]	Measured 99% Occupied Bandwidth [MHz]	Measured 6dB Bandwidth [MHz]	Minimum 6dB Bandwidth [MHz]	Pass / Fail
Band 3	5745	149	ax (20MHz)	242	61	121.9/143.4 (MCS11)	18.97	19.10	0.50	Pass
	5785	157	ax (20MHz)	242	61	121.9/143.4 (MCS11)	18.95	19.05	0.50	Pass
	5825	165	ax (20MHz)	242	61	121.9/143.4 (MCS11)	18.97	19.09	0.50	Pass
	5755	151	ax (40MHz)	484	65	243.8/286.8 (MCS11)	37.81	38.16	0.50	Pass
	5795	159	ax (40MHz)	484	65	243.8/286.8 (MCS11)	37.84	38.23	0.50	Pass
	5775	155	ax (80MHz)	996	67	510.4/600.5 (MCS11)	77.06	78.05	0.50	Pass

Table 7-14. Conducted Bandwidth Measurements Antenna WF8 (Fully-loaded RU)

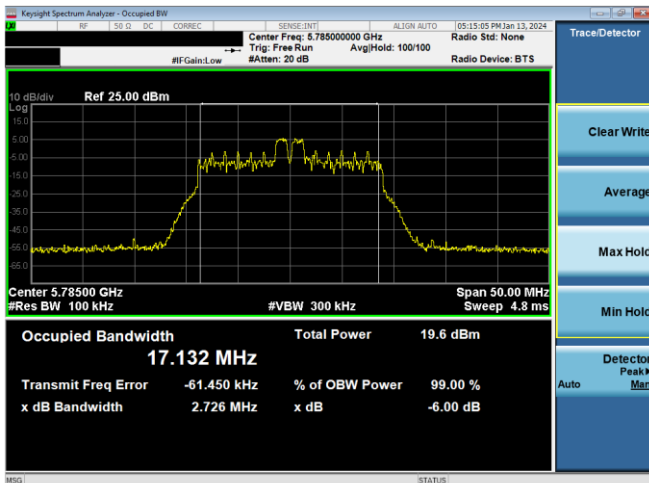
FCC ID: BCGA2836 IC: 579C-A2836		MEASUREMENT REPORT (CERTIFICATION)	Approved by: Technical Manager
Test Report S/N: 1C2311270067-12.BCG	Test Dates: 1/8/2024 - 3/18/2024	EUT Type: Tablet Device	Page 54 of 455



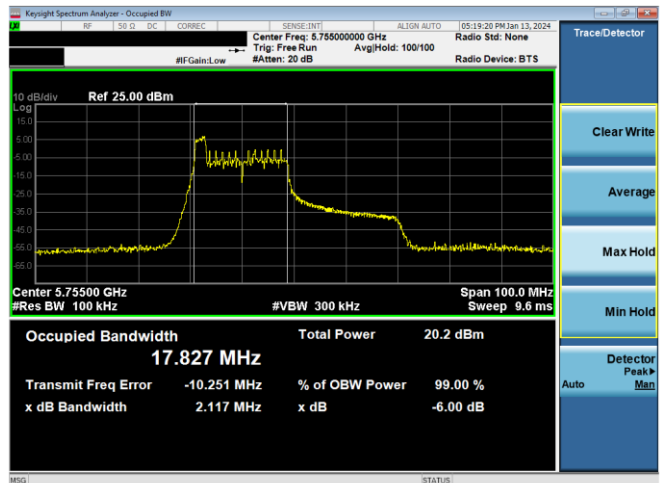
Plot 7-145. 6dB BW & 99% OBW Antenna WF8 (20MHz BW 11ax Index 0 – RU26 – Ch.157)



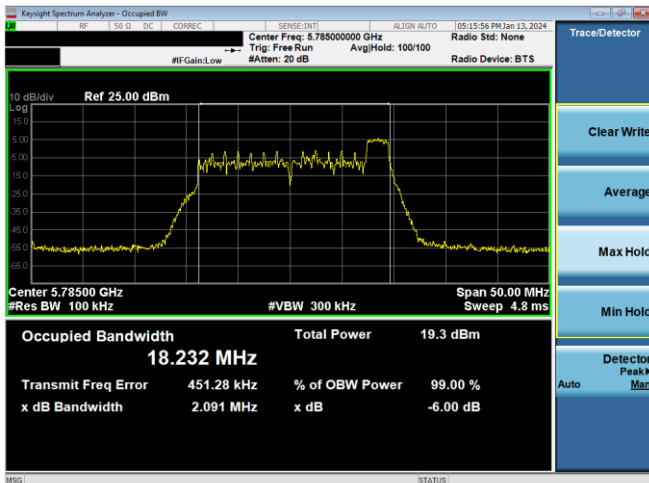
Plot 7-148. 6dB BW & 99% OBW Antenna WF8 (20MHz BW 11ax – RU242 – Ch.157)



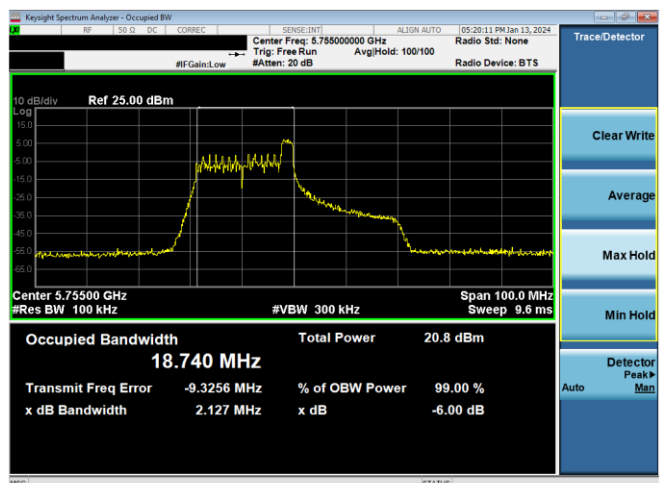
Plot 7-146. 6dB BW & 99% OBW Antenna WF8 (20MHz BW 11ax Index 4 – RU26 – Ch.157)



Plot 7-149. 6dB BW & 99% OBW Antenna WF8 (40MHz BW 11ax Index 0 – RU26 – Ch.151)

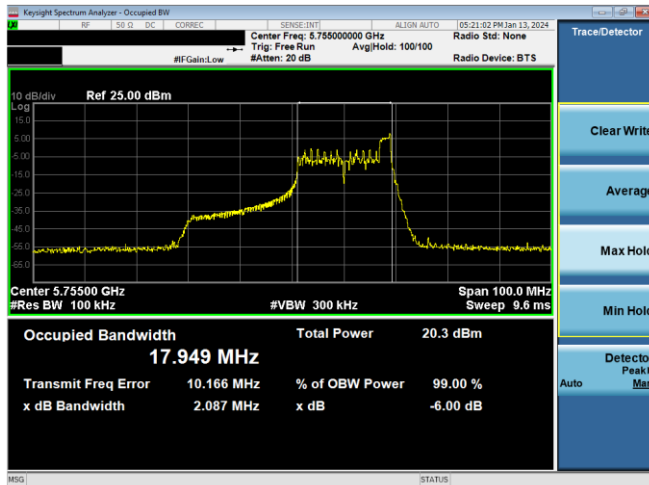


Plot 7-147. 6dB BW & 99% OBW Antenna WF8 (20MHz BW 11ax Index 8 – RU26 – Ch.157)

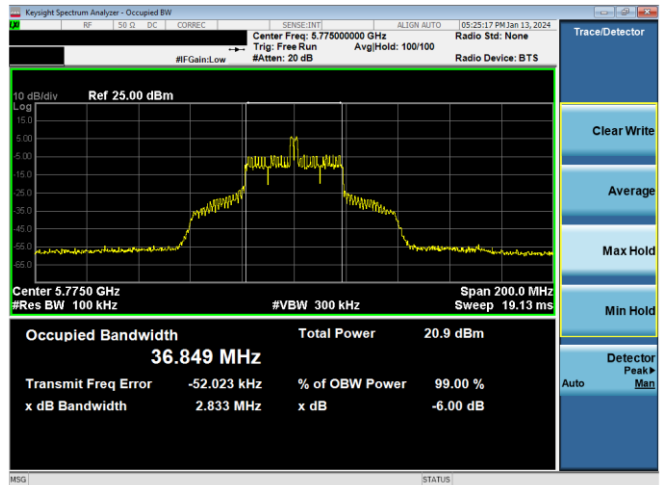


Plot 7-150. 6dB BW & 99% OBW Antenna WF8 (40MHz BW 11ax Index 8 – RU26 – Ch.151)

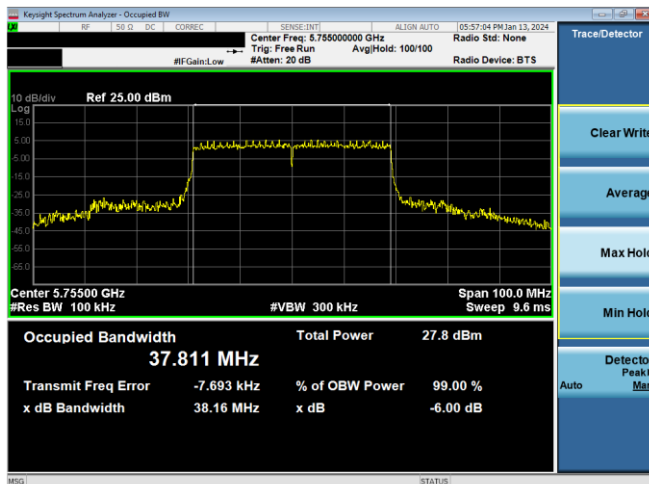
FCC ID: BCGA2836 IC: 579C-A2836		MEASUREMENT REPORT (CERTIFICATION)	Approved by: Technical Manager
Test Report S/N: 1C2311270067-12.BCG	Test Dates: 1/8/2024 - 3/18/2024	EUT Type: Tablet Device	Page 55 of 455



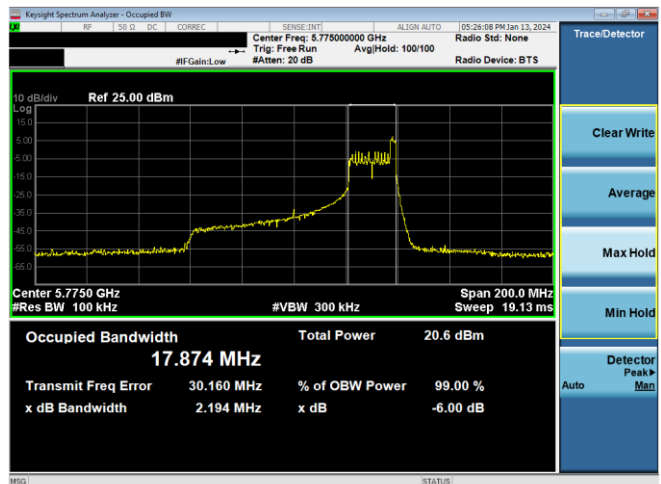
Plot 7-151. 6dB BW & 99% OBW Antenna WF8 (40MHz BW 11ax Index 17 – RU26 – Ch.151)



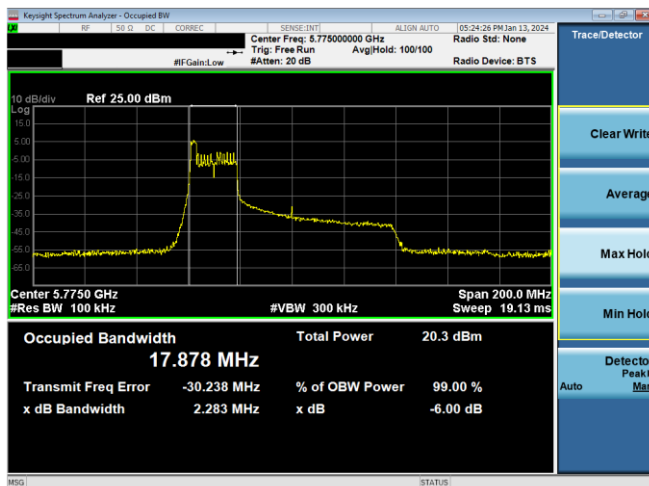
Plot 7-154. 6dB BW & 99% OBW Antenna WF8 (80MHz BW 11ax Index 18 – RU26 – Ch.155)



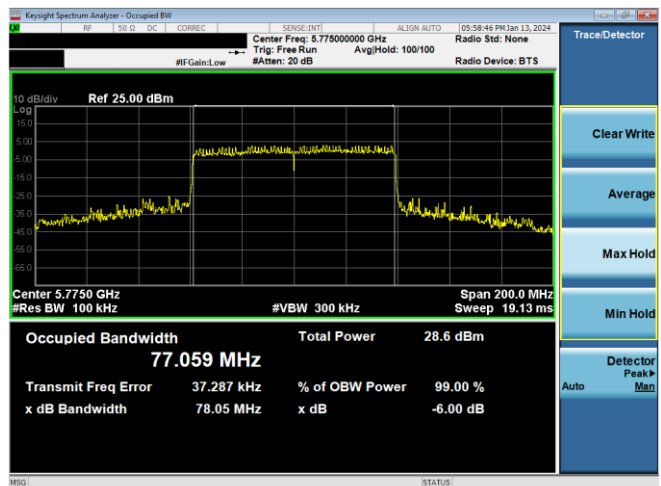
Plot 7-152. 6dB BW & 99% OBW Antenna WF8 (40MHz BW 11ax – RU484 – Ch.151)



Plot 7-155. 6dB BW & 99% OBW Antenna WF8 (80MHz BW 11ax Index 36 – RU26 – Ch.155)



Plot 7-153. 6dB BW & 99% OBW Antenna WF8 (80MHz BW 11ax Index 0 – RU26 – Ch.155)



Plot 7-156. 6dB BW & 99% OBW Antenna WF8 (80MHz BW 11ax – RU996 – Ch.155)

FCC ID: BCGA2836 IC: 579C-A2836		MEASUREMENT REPORT (CERTIFICATION)	Approved by: Technical Manager
Test Report S/N: 1C2311270067-12.BCG	Test Dates: 1/8/2024 - 3/18/2024	EUT Type: Tablet Device	Page 56 of 455

Antenna WF7 6dB & 99% Bandwidth Measurements

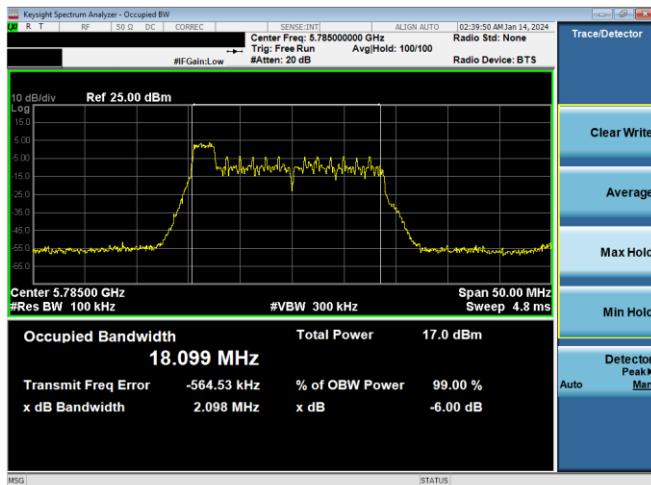
	Frequency [MHz]	Channel	802.11 MODE	RU Size	RU Index	Data Rate [Mbps]	Measured 99% Occupied Bandwidth [MHz]	Measured 6dB Bandwidth [MHz]	Minimum 6dB Bandwidth [MHz]	Pass / Fail
Band 3	5745	149	ax (20MHz)	26	0	12.5/14.7 (MCS11)	18.09	2.11	0.50	Pass
				26	4	12.5/14.7 (MCS11)	17.11	2.68	0.50	Pass
				26	8	12.5/14.7 (MCS11)	18.26	2.15	0.50	Pass
	5785	157	ax (20MHz)	26	0	12.5/14.7 (MCS11)	18.10	2.10	0.50	Pass
				26	4	12.5/14.7 (MCS11)	17.12	2.71	0.50	Pass
				26	8	12.5/14.7 (MCS11)	18.21	2.09	0.50	Pass
	5825	165	ax (20MHz)	26	0	12.5/14.7 (MCS11)	18.10	2.06	0.50	Pass
				26	4	12.5/14.7 (MCS11)	17.11	2.71	0.50	Pass
				26	8	12.5/14.7 (MCS11)	18.22	2.09	0.50	Pass
	5755	151	ax (40MHz)	26	0	12.5/14.7 (MCS11)	17.83	2.13	0.50	Pass
				26	8	12.5/14.7 (MCS11)	18.86	2.14	0.50	Pass
				26	17	12.5/14.7 (MCS11)	17.97	2.09	0.50	Pass
	5795	159	ax (40MHz)	26	0	12.5/14.7 (MCS11)	17.81	2.15	0.50	Pass
				26	8	12.5/14.7 (MCS11)	18.78	2.14	0.50	Pass
				26	17	12.5/14.7 (MCS11)	17.96	2.12	0.50	Pass
	5775	155	ax (80MHz)	26	0	12.5/14.7 (MCS11)	17.90	2.28	0.50	Pass
				26	18	12.5/14.7 (MCS11)	36.86	2.86	0.50	Pass
				26	36	12.5/14.7 (MCS11)	17.91	2.25	0.50	Pass

Table 7-15. Conducted Bandwidth Measurements Antenna WF7 (RU26)

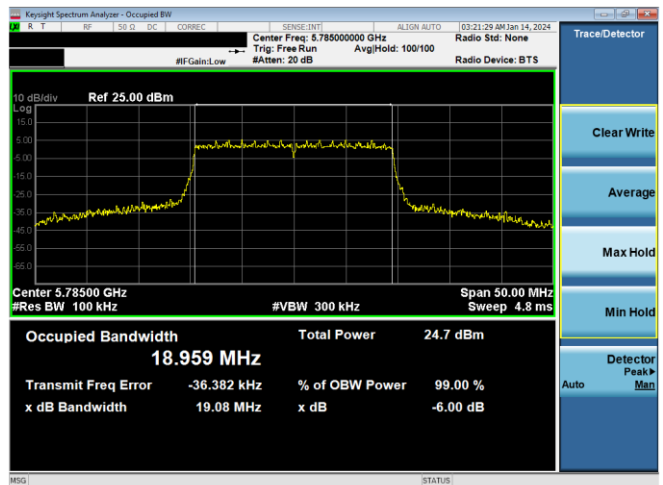
	Frequency [MHz]	Channel	802.11 MODE	RU Size	RU Index	Data Rate [Mbps]	Measured 99% Occupied Bandwidth [MHz]	Measured 6dB Bandwidth [MHz]	Minimum 6dB Bandwidth [MHz]	Pass / Fail
Band 3	5745	149	ax (20MHz)	242	61	121.9/143.4 (MCS11)	18.96	19.08	0.50	Pass
	5785	157	ax (20MHz)	242	61	121.9/143.4 (MCS11)	18.96	19.08	0.50	Pass
	5825	165	ax (20MHz)	242	61	121.9/143.4 (MCS11)	18.96	19.10	0.50	Pass
	5755	151	ax (40MHz)	484	65	243.8/286.8 (MCS11)	37.76	38.13	0.50	Pass
	5795	159	ax (40MHz)	484	65	243.8/286.8 (MCS11)	37.84	38.19	0.50	Pass
	5775	155	ax (80MHz)	996	67	510.4/600.5 (MCS11)	77.06	77.98	0.50	Pass

Table 7-16. Conducted Bandwidth Measurements Antenna WF7 (Fully-loaded RU)

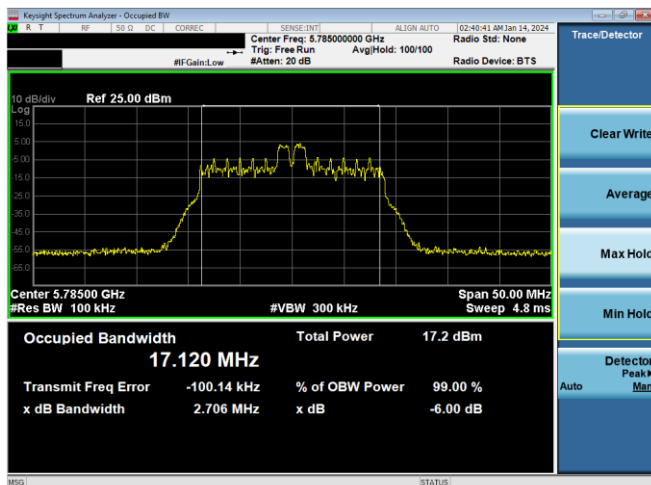
FCC ID: BCGA2836 IC: 579C-A2836		MEASUREMENT REPORT (CERTIFICATION)	Approved by: Technical Manager
Test Report S/N: 1C2311270067-12.BCG	Test Dates: 1/8/2024 - 3/18/2024	EUT Type: Tablet Device	Page 57 of 455



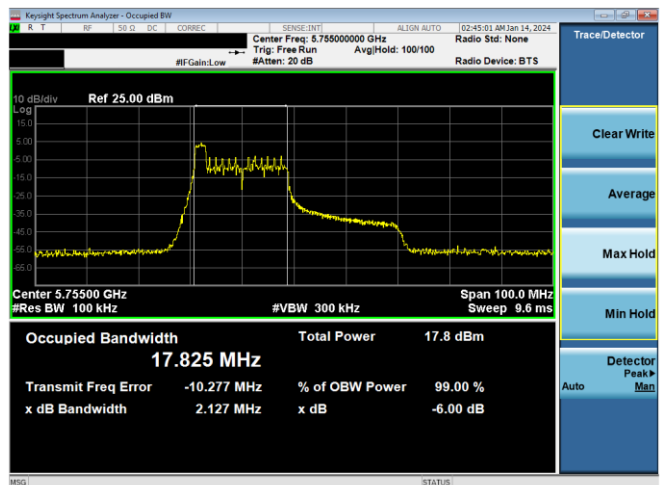
Plot 7-157. 6dB BW & 99% OBW Antenna WF7 (20MHz BW 11ax Index 0 – RU26 – Ch.157)



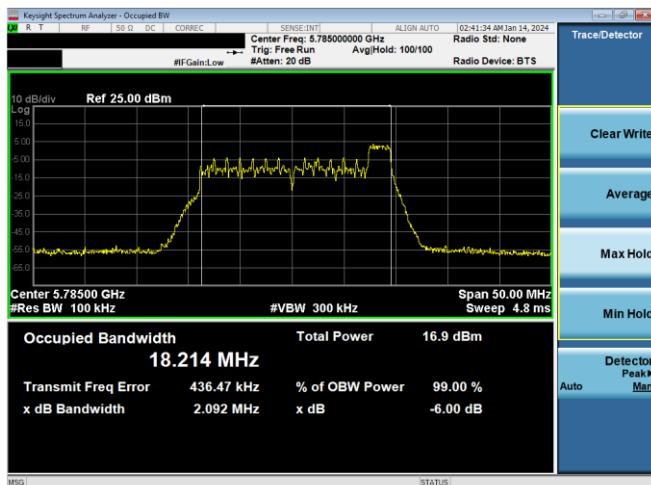
Plot 7-160. 6dB BW & 99% OBW Antenna WF7 (20MHz BW 11ax – RU242 – Ch.157)



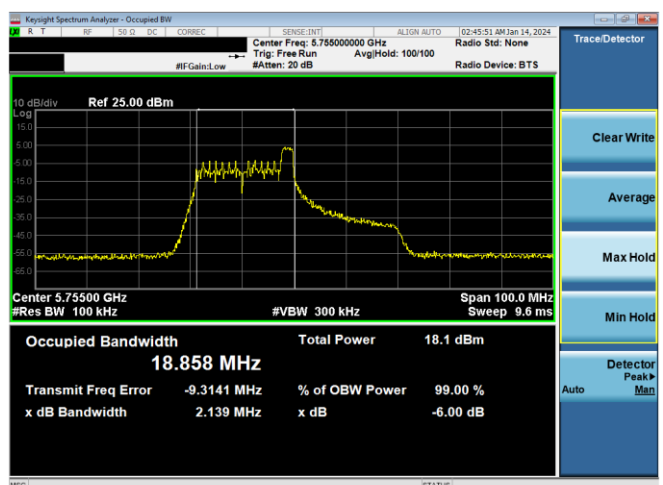
Plot 7-158. 6dB BW & 99% OBW Antenna WF7 (20MHz BW 11ax Index 4 – RU26 – Ch.157)



Plot 7-161. 6dB BW & 99% OBW Antenna WF7 (40MHz BW 11ax Index 0 – RU26 – Ch.151)

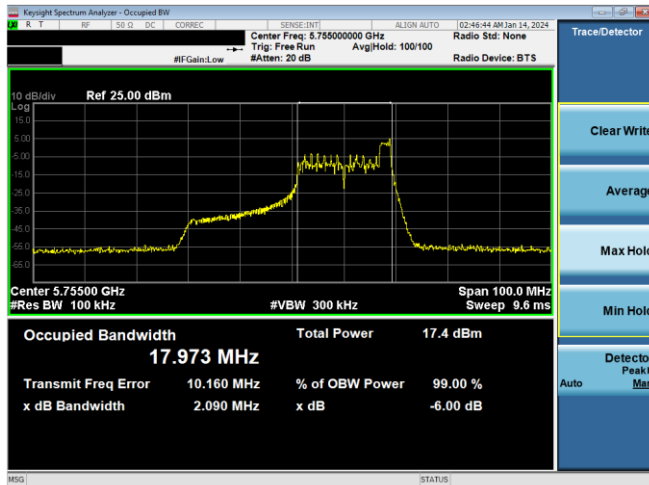


Plot 7-159. 6dB BW & 99% OBW Antenna WF7 (20MHz BW 11ax Index 8 – RU26 – Ch.157)

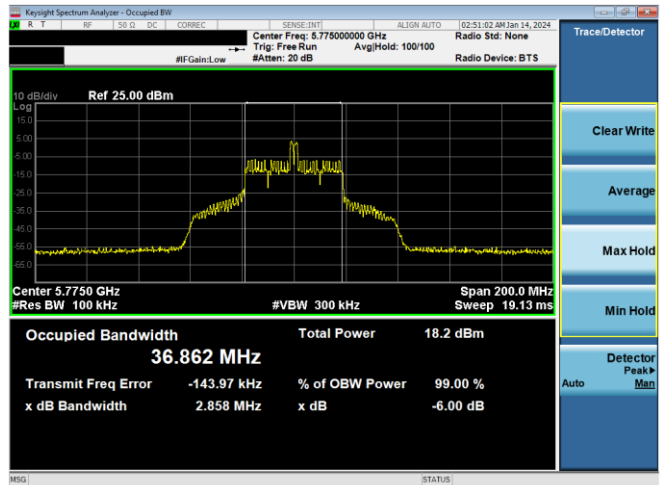


Plot 7-162. 6dB BW & 99% OBW Antenna WF7 (40MHz BW 11ax Index 8 – RU26 – Ch.151)

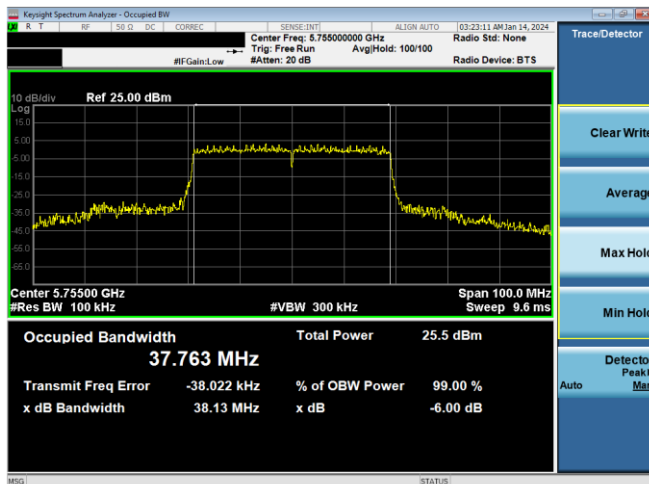
FCC ID: BCGA2836 IC: 579C-A2836		MEASUREMENT REPORT (CERTIFICATION)	Approved by: Technical Manager
Test Report S/N: 1C2311270067-12.BCG	Test Dates: 1/8/2024 - 3/18/2024	EUT Type: Tablet Device	Page 58 of 455



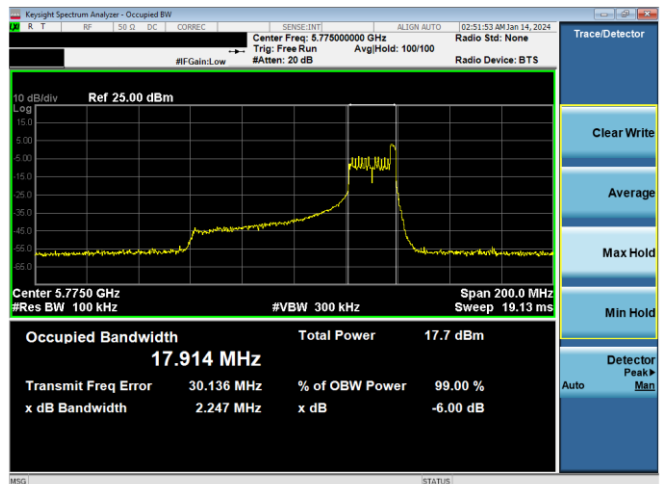
Plot 7-163. 6dB BW & 99% OBW Antenna WF7 (40MHz BW 11ax Index 17 – RU26 – Ch.151)



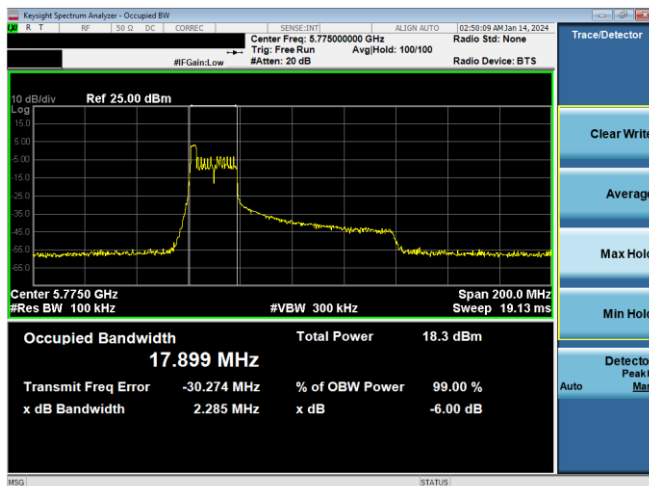
Plot 7-166. 6dB BW & 99% OBW Antenna WF7 (80MHz BW 11ax Index 18 – RU26 – Ch.155)



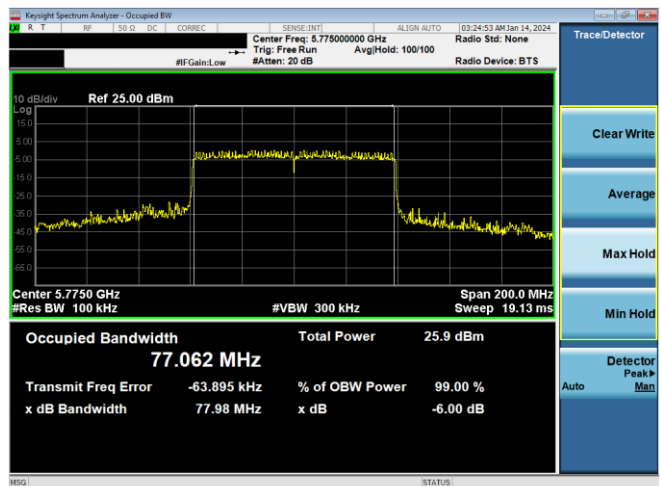
Plot 7-164. 6dB BW & 99% OBW Antenna WF7 (40MHz BW 11ax – RU484 – Ch.151)



Plot 7-167. 6dB BW & 99% OBW Antenna WF7 (80MHz BW 11ax Index 36 – RU26 – Ch.155)



Plot 7-165. 6dB BW & 99% OBW Antenna WF7 (80MHz BW 11ax Index 0 – RU26 – Ch.155)



Plot 7-168. 6dB BW & 99% OBW Antenna WF7 (80MHz BW 11ax – RU996 – Ch.155)

FCC ID: BCGA2836 IC: 579C-A2836		MEASUREMENT REPORT (CERTIFICATION)	Approved by: Technical Manager
Test Report S/N: 1C2311270067-12.BCG	Test Dates: 1/8/2024 - 3/18/2024	EUT Type: Tablet Device	Page 59 of 455

7.4 Conducted Output Power and Max EIRP Measurement – 802.11ax OFDMA

§15.407(a.1.iv) §15.407(a.2) §15.407(a.3); RSS-247 [6.2]

Test Overview and Limits

A transmitter antenna terminal of the EUT is connected to the input of an RF pulse power sensor. Measurement is made using a broadband average power meter while the EUT is operating at its maximum duty cycle, at its maximum power control level, as defined in ANSI C63.10-2013 and KDB 789033 D02 v02r01, and at the appropriate frequencies. B is the 99% OBW per ISSED RSS-247 and 26dB BW is per FCC 15.407.

In the 5.15 – 5.25GHz band, the maximum permissible conducted output power is 250mW (23.98dBm). The maximum e.i.r.p. shall not exceed the lesser of 200 mW or $10 + 10 \log_{10}B$, dBm.

In the 5.25 – 5.35GHz band, the maximum permissible conducted output power is the lesser of 250mW (23.98dBm) or $11 \text{ dBm} + 10\log_{10}(26\text{dB BW}) = 11 \text{ dBm} + 10\log_{10}(18.30) = 23.62\text{dBm}$. The maximum e.i.r.p. shall not exceed the lesser of 1.0 W or $17 + 10 \log_{10}B$, dBm.

In the 5.47 – 5.725GHz band, the maximum permissible conducted output power is the lesser of 250mW (23.98dBm) or $11 \text{ dBm} + 10\log_{10}(26\text{dB BW}) = 11 \text{ dBm} + 10\log_{10}(18.26) = 23.62\text{dBm}$. The maximum e.i.r.p. shall not exceed the lesser of 1.0 W or $17 + 10 \log_{10}B$, dBm.

In the 5.725 – 5.850GHz band, the maximum permissible conducted output power is 1W (30dBm). The maximum e.i.r.p. is 36 dBm.

Test Procedure Used

ANSI C63.10-2013 – Subclause 12.3.3.2 Method PM-G
 KDB 789033 D02 v02r01 – Section E)3)b) Method PM-G
 ANSI C63.10-2013 – Subclause 14.2 Measure-and-Sum Technique
 KDB 662911 v02r01 – Section E)1) Measure-and-Sum Technique

Test Settings

Average power measurements were performed only when the EUT was transmitting at its maximum power control level using a broadband power meter with a pulse sensor. The power meter implemented triggering and gating capabilities which were set up such that power measurements were recorded only during the ON time of the transmitter. The trace was averaged over 100 traces to obtain the final measured average power.

Test Setup

The EUT and measurement equipment were set up as shown in the diagram below.



Figure 7-3. Test Instrument & Measurement Setup

Test Notes

1. Per RSS-247 Section 6.2.3, transmission on channels which overlap the 5600-5650 MHz is prohibited. This device operates under these frequencies only under the control of a certified master device and does not support active scanning on these channels. This device does not transmit any beacons or initiate any transmissions in UNII Bands 2A or 2C.
2. All RU's were investigated and RU 26, RU 52 and fully-loaded RU were reported.
3. Additionally, the highest power among partially-loaded RU's was reported.
4. The "-" shown in the following power tables are used to denote N/A.
5. For 802.11ax, the worst case data rate was found to be MCS11.

FCC ID: BCGA2836 IC: 579C-A2836		MEASUREMENT REPORT (CERTIFICATION)	Approved by: Technical Manager
Test Report S/N: 1C2311270067-12.BCG	Test Dates: 1/8/2024 - 3/18/2024	EUT Type: Tablet Device	Page 60 of 455

V 10.5 12/15/2021

FCC Antenna WF5B Conducted Output Power Measurements (RU26)

5GHz (20MHz Bandwidth)	Freq [MHz]	Channel	Detector	RU Size	RU Index	Data Rate [Mbps]	Conducted Power [dBm]	Conducted Power Limit [dBm]	Conducted Power Margin [dB]
	5180	36	AVG	26	0	12.5/14.7 (MCS11)	10.80	23.98	-13.18
			AVG	26	4	12.5/14.7 (MCS11)	10.91	23.98	-13.07
			AVG	26	8	12.5/14.7 (MCS11)	10.95	23.98	-13.03
	5200	40	AVG	26	0	12.5/14.7 (MCS11)	10.68	23.98	-13.30
			AVG	26	4	12.5/14.7 (MCS11)	10.84	23.98	-13.14
			AVG	26	8	12.5/14.7 (MCS11)	10.86	23.98	-13.12
	5240	48	AVG	26	0	12.5/14.7 (MCS11)	10.46	23.98	-13.52
			AVG	26	4	12.5/14.7 (MCS11)	10.76	23.98	-13.22
			AVG	26	8	12.5/14.7 (MCS11)	10.57	23.98	-13.41
5745	149	AVG	26	0	12.5/14.7 (MCS11)	10.77	30.00	-19.23	
		AVG	26	4	12.5/14.7 (MCS11)	10.78	30.00	-19.22	
		AVG	26	8	12.5/14.7 (MCS11)	10.79	30.00	-19.21	
5785	157	AVG	26	0	12.5/14.7 (MCS11)	10.70	30.00	-19.30	
		AVG	26	4	12.5/14.7 (MCS11)	10.91	30.00	-19.09	
		AVG	26	8	12.5/14.7 (MCS11)	10.73	30.00	-19.27	
5825	165	AVG	26	0	12.5/14.7 (MCS11)	10.86	30.00	-19.14	
		AVG	26	4	12.5/14.7 (MCS11)	10.90	30.00	-19.10	
		AVG	26	8	12.5/14.7 (MCS11)	10.89	30.00	-19.11	

Table 7-17. FCC Antenna WF5B 20MHz BW (UNII) Maximum Conducted Output Power (RU26)

5GHz (40MHz Bandwidth)	Freq [MHz]	Channel	Detector	RU Size	RU Index	Data Rate [Mbps]	Conducted Power [dBm]	Conducted Power Limit [dBm]	Conducted Power Margin [dB]
	5190	38	AVG	26	0	12.5/14.7 (MCS11)	10.58	23.98	-13.40
			AVG	26	8	12.5/14.7 (MCS11)	10.85	23.98	-13.13
			AVG	26	17	12.5/14.7 (MCS11)	10.94	23.98	-13.04
	5230	46	AVG	26	0	12.5/14.7 (MCS11)	10.22	23.98	-13.76
			AVG	26	8	12.5/14.7 (MCS11)	11.00	23.98	-12.98
			AVG	26	17	12.5/14.7 (MCS11)	10.38	23.98	-13.60
	5755	151	AVG	26	0	12.5/14.7 (MCS11)	10.55	30.00	-19.45
			AVG	26	8	12.5/14.7 (MCS11)	10.84	30.00	-19.16
			AVG	26	17	12.5/14.7 (MCS11)	10.60	30.00	-19.40
5795	159	AVG	26	0	12.5/14.7 (MCS11)	10.72	30.00	-19.28	
		AVG	26	8	12.5/14.7 (MCS11)	10.95	30.00	-19.05	
		AVG	26	17	12.5/14.7 (MCS11)	10.71	30.00	-19.29	

Table 7-18. FCC Antenna WF5B 40MHz BW (UNII) Maximum Conducted Output Power (RU26)

5GHz (80MHz Bandwidth)	Freq [MHz]	Channel	Detector	RU Size	RU Index	Data Rate [Mbps]	Conducted Power [dBm]	Conducted Power Limit [dBm]	Conducted Power Margin [dB]
	5210	42	AVG	26	0	12.5/14.7 (MCS11)	10.69	23.98	-13.29
			AVG	26	18	12.5/14.7 (MCS11)	10.81	23.98	-13.17
			AVG	26	36	12.5/14.7 (MCS11)	10.79	23.98	-13.19
	5775	155	AVG	26	0	12.5/14.7 (MCS11)	10.72	30.00	-19.29
			AVG	26	18	12.5/14.7 (MCS11)	10.63	30.00	-19.37
AVG			26	36	12.5/14.7 (MCS11)	10.65	30.00	-19.35	

Table 7-19. FCC Antenna WF5B 80MHz BW (UNII) Maximum Conducted Output Power (RU26)

FCC ID: BCGA2836 IC: 579C-A2836		MEASUREMENT REPORT (CERTIFICATION)	Approved by: Technical Manager
Test Report S/N: 1C2311270067-12.BCG	Test Dates: 1/8/2024 - 3/18/2024	EUT Type: Tablet Device	Page 61 of 455

ISED Antenna WF5B Conducted Output Power Measurements (RU26)

5GHz (20MHz Bandwidth)	Freq [MHz]	Channel	Detector	RU Size	RU Index	Data Rate [Mbps]	Conducted Power [dBm]	Conducted Power Limit [dBm]	Conducted Power Margin [dB]	Ant. Gain [dBi]	Max e.i.r.p. [dBm]	Max e.i.r.p. Limit [dBm]	e.i.r.p. Margin [dB]
	5180	36	AVG	26	0	12.5/14.7 (MCS11)	8.57	-	-	1.50	10.07	22.56	-12.49
			AVG	26	4	12.5/14.7 (MCS11)	8.69	-	-	1.50	10.19	22.56	-12.37
			AVG	26	8	12.5/14.7 (MCS11)	8.54	-	-	1.50	10.04	22.56	-12.52
	5200	40	AVG	26	0	12.5/14.7 (MCS11)	8.72	-	-	1.50	10.22	22.56	-12.34
			AVG	26	4	12.5/14.7 (MCS11)	8.75	-	-	1.50	10.25	22.56	-12.31
			AVG	26	8	12.5/14.7 (MCS11)	8.55	-	-	1.50	10.05	22.56	-12.51
	5240	48	AVG	26	0	12.5/14.7 (MCS11)	8.73	-	-	1.50	10.23	22.56	-12.33
			AVG	26	4	12.5/14.7 (MCS11)	8.75	-	-	1.50	10.25	22.56	-12.31
			AVG	26	8	12.5/14.7 (MCS11)	8.67	-	-	1.50	10.17	22.56	-12.39
	5745	149	AVG	26	0	12.5/14.7 (MCS11)	10.77	30.00	-19.23	2.00	12.77	-	-
			AVG	26	4	12.5/14.7 (MCS11)	10.78	30.00	-19.22	2.00	12.78	-	-
			AVG	26	8	12.5/14.7 (MCS11)	10.79	30.00	-19.21	2.00	12.79	-	-
5785	157	AVG	26	0	12.5/14.7 (MCS11)	10.70	30.00	-19.30	2.00	12.70	-	-	
		AVG	26	4	12.5/14.7 (MCS11)	10.91	30.00	-19.09	2.00	12.91	-	-	
		AVG	26	8	12.5/14.7 (MCS11)	10.73	30.00	-19.27	2.00	12.73	-	-	
5825	165	AVG	26	0	12.5/14.7 (MCS11)	10.86	30.00	-19.14	2.00	12.86	-	-	
		AVG	26	4	12.5/14.7 (MCS11)	10.90	30.00	-19.10	2.00	12.90	-	-	
		AVG	26	8	12.5/14.7 (MCS11)	10.89	30.00	-19.11	2.00	12.89	-	-	

Table 7-20. ISED Antenna WF5B 20MHz BW (UNII) Maximum Conducted Output Power and Max EIRP (RU26)

5GHz (40MHz Bandwidth)	Freq [MHz]	Channel	Detector	RU Size	RU Index	Data Rate [Mbps]	Conducted Power [dBm]	Conducted Power Limit [dBm]	Conducted Power Margin [dB]	Ant. Gain [dBi]	Max e.i.r.p. [dBm]	Max e.i.r.p. Limit [dBm]	e.i.r.p. Margin [dB]
	5190	38	AVG	26	0	12.5/14.7 (MCS11)	8.67	-	-	1.50	10.17	22.56	-12.39
			AVG	26	8	12.5/14.7 (MCS11)	8.70	-	-	1.50	10.20	22.56	-12.36
			AVG	26	17	12.5/14.7 (MCS11)	8.74	-	-	1.50	10.24	22.56	-12.32
	5230	46	AVG	26	0	12.5/14.7 (MCS11)	8.72	-	-	1.50	10.22	22.56	-12.34
			AVG	26	8	12.5/14.7 (MCS11)	8.52	-	-	1.50	10.02	22.56	-12.54
			AVG	26	17	12.5/14.7 (MCS11)	8.66	-	-	1.50	10.16	22.56	-12.40
	5755	151	AVG	26	0	12.5/14.7 (MCS11)	10.55	30.00	-19.45	2.00	12.55	-	-
			AVG	26	8	12.5/14.7 (MCS11)	10.84	30.00	-19.16	2.00	12.84	-	-
			AVG	26	17	12.5/14.7 (MCS11)	10.60	30.00	-19.40	2.00	12.60	-	-
	5795	159	AVG	26	0	12.5/14.7 (MCS11)	10.72	30.00	-19.28	2.00	12.72	-	-
			AVG	26	8	12.5/14.7 (MCS11)	10.95	30.00	-19.05	2.00	12.95	-	-
			AVG	26	17	12.5/14.7 (MCS11)	10.71	30.00	-19.29	2.00	12.71	-	-

Table 7-21. ISED Antenna WF5B 40MHz BW (UNII) Maximum Conducted Output Power and Max EIRP (RU26)

5GHz (80MHz Bandwidth)	Freq [MHz]	Channel	Detector	RU Size	RU Index	Data Rate [Mbps]	Conducted Power [dBm]	Conducted Power Limit [dBm]	Conducted Power Margin [dB]	Ant. Gain [dBi]	Max e.i.r.p. [dBm]	Max e.i.r.p. Limit [dBm]	e.i.r.p. Margin [dB]
	5210	42	AVG	26	0	12.5/14.7 (MCS11)	8.42	-	-	1.50	9.92	22.56	-12.64
			AVG	26	18	12.5/14.7 (MCS11)	8.64	-	-	1.50	10.14	22.56	-12.42
			AVG	26	36	12.5/14.7 (MCS11)	8.62	-	-	1.50	10.12	22.56	-12.44
	5775	155	AVG	26	0	12.5/14.7 (MCS11)	10.72	30.00	-19.29	2.00	12.72	-	-
			AVG	26	18	12.5/14.7 (MCS11)	10.63	30.00	-19.37	2.00	12.63	-	-
AVG			26	36	12.5/14.7 (MCS11)	10.65	30.00	-19.35	2.00	12.65	-	-	

Table 7-22. ISED Antenna WF5B 80MHz BW (UNII) Maximum Conducted Output Power and Max EIRP (RU26)

FCC ID: BCGA2836 IC: 579C-A2836		MEASUREMENT REPORT (CERTIFICATION)	Approved by: Technical Manager
Test Report S/N: 1C2311270067-12.BCG	Test Dates: 1/8/2024 - 3/18/2024	EUT Type: Tablet Device	Page 62 of 455

FCC Antenna WF5B Conducted Output Power Measurements (RU52)

5GHz (20MHz Bandwidth)	Freq [MHz]	Channel	Detector	RU Size	RU Index	Data Rate [Mbps]	Conducted Power [dBm]	Conducted Power Limit [dBm]	Conducted Power Margin [dB]
	5260	52	AVG	52	37	25/29.4 (MCS11)	13.75	23.60	-9.86
			AVG	52	39	25/29.4 (MCS11)	13.97	23.60	-9.63
			AVG	52	40	25/29.4 (MCS11)	13.99	23.60	-9.61
	5300	60	AVG	52	37	25/29.4 (MCS11)	13.52	23.60	-10.08
			AVG	52	39	25/29.4 (MCS11)	13.91	23.60	-9.70
			AVG	52	40	25/29.4 (MCS11)	13.57	23.60	-10.03
	5320	64	AVG	52	37	25/29.4 (MCS11)	13.42	23.60	-10.18
			AVG	52	39	25/29.4 (MCS11)	13.74	23.60	-9.86
			AVG	52	40	25/29.4 (MCS11)	13.53	23.60	-10.07
5500	100	AVG	52	37	25/29.4 (MCS11)	13.57	23.60	-10.03	
		AVG	52	39	25/29.4 (MCS11)	13.68	23.60	-9.92	
		AVG	52	40	25/29.4 (MCS11)	13.52	23.60	-10.08	
5580	116	AVG	52	37	25/29.4 (MCS11)	13.71	23.60	-9.89	
		AVG	52	39	25/29.4 (MCS11)	13.87	23.60	-9.73	
		AVG	52	40	25/29.4 (MCS11)	13.61	23.60	-9.99	
5720	144	AVG	52	37	25/29.4 (MCS11)	13.80	23.60	-9.80	
		AVG	52	39	25/29.4 (MCS11)	13.83	23.60	-9.77	
		AVG	52	40	25/29.4 (MCS11)	13.78	23.60	-9.81	

Table 7-23. FCC Antenna WF5B 20MHz BW (UNII) Maximum Conducted Output Power (RU52)

5GHz (40MHz Bandwidth)	Freq [MHz]	Channel	Detector	RU Size	RU Index	Data Rate [Mbps]	Conducted Power [dBm]	Conducted Power Limit [dBm]	Conducted Power Margin [dB]
	5270	54	AVG	52	37	25/29.4 (MCS11)	13.73	23.60	-9.88
			AVG	52	40	25/29.4 (MCS11)	13.90	23.60	-9.70
			AVG	52	44	25/29.4 (MCS11)	13.84	23.60	-9.77
	5310	62	AVG	52	37	25/29.4 (MCS11)	13.43	23.60	-10.17
			AVG	52	40	25/29.4 (MCS11)	13.81	23.60	-9.80
			AVG	52	44	25/29.4 (MCS11)	13.46	23.60	-10.15
	5510	102	AVG	52	37	25/29.4 (MCS11)	12.50	23.60	-11.10
			AVG	52	40	25/29.4 (MCS11)	12.32	23.60	-11.28
			AVG	52	44	25/29.4 (MCS11)	12.48	23.60	-11.12
5550	110	AVG	52	37	25/29.4 (MCS11)	13.63	23.60	-9.97	
		AVG	52	40	25/29.4 (MCS11)	13.98	23.60	-9.62	
		AVG	52	44	25/29.4 (MCS11)	13.62	23.60	-9.97	
5590	118	AVG	52	37	25/29.4 (MCS11)	13.59	23.60	-10.01	
		AVG	52	40	25/29.4 (MCS11)	13.95	23.60	-9.65	
		AVG	52	44	25/29.4 (MCS11)	13.62	23.60	-9.98	
5710	142	AVG	52	37	25/29.4 (MCS11)	13.75	23.60	-9.85	
		AVG	52	40	25/29.4 (MCS11)	13.65	23.60	-9.95	
		AVG	52	44	25/29.4 (MCS11)	13.82	23.60	-9.78	

Table 7-24. FCC Antenna WF5B 40MHz BW (UNII) Maximum Conducted Output Power (RU52)

FCC ID: BCGA2836 IC: 579C-A2836		MEASUREMENT REPORT (CERTIFICATION)	Approved by: Technical Manager
Test Report S/N: 1C2311270067-12.BCG	Test Dates: 1/8/2024 - 3/18/2024	EUT Type: Tablet Device	Page 63 of 455

5GHz (80MHz Bandwidth)	Freq [MHz]	Channel	Detector	RU Size	RU Index	Data Rate [Mbps]	Conducted Power [dBm]	Conducted Power Limit [dBm]	Conducted Power Margin [dB]
	5290	58	AVG	52	37	25/29.4 (MCS11)	13.28	23.60	-10.32
			AVG	52	44	25/29.4 (MCS11)	13.31	23.60	-10.30
			AVG	52	52	25/29.4 (MCS11)	13.25	23.60	-10.35
	5530	106	AVG	52	37	25/29.4 (MCS11)	11.78	23.60	-11.82
			AVG	52	44	25/29.4 (MCS11)	11.99	23.60	-11.61
			AVG	52	52	25/29.4 (MCS11)	11.79	23.60	-11.81
	5610	122	AVG	52	37	25/29.4 (MCS11)	13.43	23.60	-10.17
			AVG	52	44	25/29.4 (MCS11)	13.63	23.60	-9.97
			AVG	52	52	25/29.4 (MCS11)	13.37	23.60	-10.23
5690	138	AVG	52	37	25/29.4 (MCS11)	13.56	23.60	-10.04	
		AVG	52	44	25/29.4 (MCS11)	13.74	23.60	-9.86	
		AVG	52	52	25/29.4 (MCS11)	13.39	23.60	-10.21	

Table 7-25. FCC Antenna WF5B 80MHz BW (UNII) Maximum Conducted Output Power (RU52)

5GHz (160MHz Bandwidth)	Freq [MHz]	Channel	Detector	RU Size	RU Index	Data Rate [Mbps]	Conducted Power [dBm]	Conducted Power Limit [dBm]	Conducted Power Margin [dB]
	5250	50 (L)	AVG	52	37	25/29.4 (MCS11)	11.31	23.98	-12.67
			AVG	52	52	25/29.4 (MCS11)	11.36	23.98	-12.62
		50 (U)	AVG	52	52	25/29.4 (MCS11)	11.49	23.60	-12.11
	5570	114 (L)	AVG	52	37	25/29.4 (MCS11)	9.91	30.00	-20.09
			AVG	52	52	25/29.4 (MCS11)	9.94	30.00	-20.06
		114 (U)	AVG	52	52	25/29.4 (MCS11)	9.92	30.00	-20.08

Table 7-26. FCC Antenna WF5B 160MHz BW (UNII) Maximum Conducted Output Power (RU52)

FCC ID: BCGA2836 IC: 579C-A2836		MEASUREMENT REPORT (CERTIFICATION)	Approved by: Technical Manager
Test Report S/N: 1C2311270067-12.BCG	Test Dates: 1/8/2024 - 3/18/2024	EUT Type: Tablet Device	Page 64 of 455

ISED Antenna WF5B Conducted Output Power Measurements (RU52)

5GHz (20MHz Bandwidth)	Freq [MHz]	Channel	Detector	RU Size	RU Index	Data Rate [Mbps]	Conducted Power [dBm]	Conducted Power Limit [dBm]	Conducted Power Margin [dB]	Ant. Gain [dBi]	Max e.i.r.p. [dBm]	Max e.i.r.p. Limit [dBm]	e.i.r.p. Margin [dB]
	5260	52	AVG	52	37	25/29.4 (MCS11)	13.75	23.60	-9.86	1.80	15.55	29.60	-14.06
			AVG	52	39	25/29.4 (MCS11)	13.97	23.60	-9.63	1.80	15.77	29.60	-13.83
			AVG	52	40	25/29.4 (MCS11)	13.99	23.60	-9.61	1.80	15.79	29.60	-13.81
	5300	60	AVG	52	37	25/29.4 (MCS11)	13.52	23.60	-10.08	1.80	15.32	29.60	-14.28
			AVG	52	39	25/29.4 (MCS11)	13.91	23.60	-9.70	1.80	15.71	29.60	-13.90
			AVG	52	40	25/29.4 (MCS11)	13.57	23.60	-10.03	1.80	15.37	29.60	-14.23
	5320	64	AVG	52	37	25/29.4 (MCS11)	13.42	23.60	-10.18	1.80	15.22	29.60	-14.38
			AVG	52	39	25/29.4 (MCS11)	13.74	23.60	-9.86	1.80	15.54	29.60	-14.06
			AVG	52	40	25/29.4 (MCS11)	13.53	23.60	-10.07	1.80	15.33	29.60	-14.27
	5500	100	AVG	52	37	25/29.4 (MCS11)	13.57	23.60	-10.03	1.90	15.47	29.60	-14.13
			AVG	52	39	25/29.4 (MCS11)	13.68	23.60	-9.92	1.90	15.58	29.60	-14.02
			AVG	52	40	25/29.4 (MCS11)	13.52	23.60	-10.08	1.90	15.42	29.60	-14.18
	5580	116	AVG	52	37	25/29.4 (MCS11)	13.71	23.60	-9.89	1.90	15.61	29.60	-13.99
AVG			52	39	25/29.4 (MCS11)	13.87	23.60	-9.73	1.90	15.77	29.60	-13.83	
AVG			52	40	25/29.4 (MCS11)	13.61	23.60	-9.99	1.90	15.51	29.60	-14.09	
5720	144	AVG	52	37	25/29.4 (MCS11)	13.80	23.60	-9.80	1.90	15.70	29.60	-13.90	
		AVG	52	39	25/29.4 (MCS11)	13.83	23.60	-9.77	1.90	15.73	29.60	-13.87	
		AVG	52	40	25/29.4 (MCS11)	13.78	23.60	-9.81	1.90	15.68	29.60	-13.91	

Table 7-27. ISED Antenna WF5B 20MHz BW (UNII) Maximum Conducted Output Power and Max EIRP (RU52)

5GHz (40MHz Bandwidth)	Freq [MHz]	Channel	Detector	RU Size	RU Index	Data Rate [Mbps]	Conducted Power [dBm]	Conducted Power Limit [dBm]	Conducted Power Margin [dB]	Ant. Gain [dBi]	Max e.i.r.p. [dBm]	Max e.i.r.p. Limit [dBm]	e.i.r.p. Margin [dB]
	5270	54	AVG	52	37	25/29.4 (MCS11)	13.73	23.60	-9.88	1.80	15.53	29.60	-14.08
			AVG	52	40	25/29.4 (MCS11)	13.90	23.60	-9.70	1.80	15.70	29.60	-13.90
			AVG	52	44	25/29.4 (MCS11)	13.84	23.60	-9.77	1.80	15.64	29.60	-13.97
	5310	62	AVG	52	37	25/29.4 (MCS11)	13.43	23.60	-10.17	1.80	15.23	29.60	-14.37
			AVG	52	40	25/29.4 (MCS11)	13.81	23.60	-9.80	1.80	15.61	29.60	-14.00
			AVG	52	44	25/29.4 (MCS11)	13.46	23.60	-10.15	1.80	15.26	29.60	-14.35
	5510	102	AVG	52	37	25/29.4 (MCS11)	12.50	23.60	-11.10	1.90	14.40	29.60	-15.20
			AVG	52	40	25/29.4 (MCS11)	12.32	23.60	-11.28	1.90	14.22	29.60	-15.38
			AVG	52	44	25/29.4 (MCS11)	12.48	23.60	-11.12	1.90	14.38	29.60	-15.22
	5550	110	AVG	52	37	25/29.4 (MCS11)	13.63	23.60	-9.97	1.90	15.53	29.60	-14.07
			AVG	52	40	25/29.4 (MCS11)	13.98	23.60	-9.62	1.90	15.88	29.60	-13.72
			AVG	52	44	25/29.4 (MCS11)	13.62	23.60	-9.97	1.90	15.52	29.60	-14.07
	5710	142	AVG	52	37	25/29.4 (MCS11)	13.75	23.60	-9.85	1.90	15.65	29.60	-13.95
AVG			52	40	25/29.4 (MCS11)	13.65	23.60	-9.95	1.90	15.55	29.60	-14.05	
AVG			52	44	25/29.4 (MCS11)	13.82	23.60	-9.78	1.90	15.72	29.60	-13.88	

Table 7-28. ISED Antenna WF5B 40MHz BW (UNII) Maximum Conducted Output Power and Max EIRP (RU52)

5GHz (80MHz Bandwidth)	Freq [MHz]	Channel	Detector	RU Size	RU Index	Data Rate [Mbps]	Conducted Power [dBm]	Conducted Power Limit [dBm]	Conducted Power Margin [dB]	Ant. Gain [dBi]	Max e.i.r.p. [dBm]	Max e.i.r.p. Limit [dBm]	e.i.r.p. Margin [dB]
	5290	58	AVG	52	37	25/29.4 (MCS11)	13.28	23.60	-10.32	1.80	15.08	29.60	-14.52
			AVG	52	44	25/29.4 (MCS11)	13.31	23.60	-10.30	1.80	15.11	29.60	-14.50
			AVG	52	52	25/29.4 (MCS11)	13.25	23.60	-10.35	1.80	15.05	29.60	-14.55
	5530	106	AVG	52	37	25/29.4 (MCS11)	11.78	23.60	-11.82	1.90	13.68	29.60	-15.92
			AVG	52	44	25/29.4 (MCS11)	11.99	23.60	-11.61	1.90	13.89	29.60	-15.71
			AVG	52	52	25/29.4 (MCS11)	11.79	23.60	-11.81	1.90	13.69	29.60	-15.91
	5690	138	AVG	52	37	25/29.4 (MCS11)	13.56	23.60	-10.04	1.90	15.46	29.60	-14.14
			AVG	52	44	25/29.4 (MCS11)	13.74	23.60	-9.86	1.90	15.64	29.60	-13.96
			AVG	52	52	25/29.4 (MCS11)	13.39	23.60	-10.21	1.90	15.29	29.60	-14.31

Table 7-29. ISED Antenna WF5B 80MHz BW (UNII) Maximum Conducted Output Power and Max EIRP (RU52)

5GHz (160MHz Bandwidth)	Freq [MHz]	Channel	Detector	RU Size	RU Index	Data Rate [Mbps]	Conducted Power [dBm]	Conducted Power Limit [dBm]	Conducted Power Margin [dB]	Ant. Gain [dBi]	Max e.i.r.p. [dBm]	Max e.i.r.p. Limit [dBm]	e.i.r.p. Margin [dB]
	5250	50 (L)	AVG	52	37	25/29.4 (MCS11)	11.31	-	-	1.50	12.81	22.56	-9.75
			AVG	52	52	25/29.4 (MCS11)	11.48	-	-	1.50	12.98	22.56	-9.58
50 (U)		AVG	52	52	25/29.4 (MCS11)	11.32	-	-	1.80	13.12	22.56	-9.44	

Table 7-30. ISED Antenna WF5B 160MHz BW (UNII) Maximum Conducted Output Power and Max EIRP (RU52)

FCC ID: BCGA2836 IC: 579C-A2836		MEASUREMENT REPORT (CERTIFICATION)	Approved by: Technical Manager
Test Report S/N: 1C2311270067-12.BCG	Test Dates: 1/8/2024 - 3/18/2024	EUT Type: Tablet Device	Page 65 of 455

FCC Antenna WF5B Conducted Output Power Measurements (Highest Power Among Partially-Loaded RU's)

5GHz (20MHz Bandwidth)	Freq [MHz]	Channel	Detector	RU Size	RU Index	Data Rate [Mbps]	Conducted Power [dBm]	Conducted Power Limit [dBm]	Conducted Power Margin [dB]
	5180	36	AVG	106	53	53.1/62.5 (MCS11)	16.00	23.98	-7.98
			AVG	106	54	53.1/62.5 (MCS11)	15.88	23.98	-8.10
	5200	40	AVG	106	53	53.1/62.5 (MCS11)	16.97	23.98	-7.01
			AVG	106	54	53.1/62.5 (MCS11)	17.00	23.98	-6.98
	5240	48	AVG	106	53	53.1/62.5 (MCS11)	16.97	23.98	-7.01
			AVG	106	54	53.1/62.5 (MCS11)	16.81	23.98	-7.17
	5260	52	AVG	106	53	53.1/62.5 (MCS11)	16.99	23.60	-6.61
			AVG	106	54	53.1/62.5 (MCS11)	17.00	23.60	-6.60
	5300	60	AVG	106	53	53.1/62.5 (MCS11)	16.76	23.60	-6.84
			AVG	106	54	53.1/62.5 (MCS11)	16.86	23.60	-6.75
	5320	64	AVG	106	53	53.1/62.5 (MCS11)	16.50	23.60	-7.10
			AVG	106	54	53.1/62.5 (MCS11)	16.25	23.60	-7.36
	5500	100	AVG	106	53	53.1/62.5 (MCS11)	14.55	23.60	-9.05
			AVG	106	54	53.1/62.5 (MCS11)	14.70	23.60	-8.90
	5520	104	AVG	106	53	53.1/62.5 (MCS11)	16.91	23.60	-6.69
			AVG	106	54	53.1/62.5 (MCS11)	16.84	23.60	-6.76
	5580	116	AVG	106	53	53.1/62.5 (MCS11)	16.90	23.60	-6.70
			AVG	106	54	53.1/62.5 (MCS11)	17.00	23.60	-6.60
	5680	136	AVG	106	53	53.1/62.5 (MCS11)	16.95	23.60	-6.65
AVG			106	54	53.1/62.5 (MCS11)	16.93	23.60	-6.67	
5700	140	AVG	106	53	53.1/62.5 (MCS11)	13.96	23.60	-9.64	
		AVG	106	54	53.1/62.5 (MCS11)	13.99	23.60	-9.61	
5720	144	AVG	106	53	53.1/62.5 (MCS11)	16.84	23.60	-6.76	
		AVG	106	54	53.1/62.5 (MCS11)	16.92	23.60	-6.68	
5745	149	AVG	106	53	53.1/62.5 (MCS11)	16.81	30.00	-13.19	
		AVG	106	54	53.1/62.5 (MCS11)	16.75	30.00	-13.25	
5785	157	AVG	106	53	53.1/62.5 (MCS11)	16.82	30.00	-13.18	
		AVG	106	54	53.1/62.5 (MCS11)	16.83	30.00	-13.17	
5825	165	AVG	106	53	53.1/62.5 (MCS11)	16.93	30.00	-13.07	
		AVG	106	54	53.1/62.5 (MCS11)	16.99	30.00	-13.01	

Table 7-31. FCC Antenna WF5B 20MHz BW (UNII) Maximum Conducted Output Power (Highest Power Among Partially-Loaded RU's)

FCC ID: BCGA2836 IC: 579C-A2836		MEASUREMENT REPORT (CERTIFICATION)	Approved by: Technical Manager
Test Report S/N: 1C2311270067-12.BCG	Test Dates: 1/8/2024 - 3/18/2024	EUT Type: Tablet Device	Page 66 of 455

5GHz (40MHz Bandwidth)	Freq [MHz]	Channel	Detector	RU Size	RU Index	Data Rate [Mbps]	Conducted Power [dBm]	Conducted Power Limit [dBm]	Conducted Power Margin [dB]
	5190	38	AVG	242	61	121.9/143.4 (MCS11)	13.73	23.98	-10.25
			AVG	242	62	121.9/143.4 (MCS11)	13.67	23.98	-10.31
	5230	46	AVG	242	61	121.9/143.4 (MCS11)	19.39	23.98	-4.59
			AVG	242	62	121.9/143.4 (MCS11)	19.29	23.98	-4.69
	5270	54	AVG	242	61	121.9/143.4 (MCS11)	19.73	23.60	-3.88
			AVG	242	62	121.9/143.4 (MCS11)	19.76	23.60	-3.85
	5310	62	AVG	242	61	121.9/143.4 (MCS11)	14.35	23.60	-9.26
			AVG	242	62	121.9/143.4 (MCS11)	14.30	23.60	-9.30
	5510	102	AVG	242	61	121.9/143.4 (MCS11)	12.42	23.60	-11.18
			AVG	242	62	121.9/143.4 (MCS11)	12.40	23.60	-11.20
	5550	110	AVG	242	61	121.9/143.4 (MCS11)	17.97	23.60	-5.62
			AVG	242	62	121.9/143.4 (MCS11)	18.00	23.60	-5.60
	5590	118	AVG	242	61	121.9/143.4 (MCS11)	19.84	23.60	-3.76
AVG			242	62	121.9/143.4 (MCS11)	20.00	23.60	-3.60	
5630	126	AVG	242	61	121.9/143.4 (MCS11)	19.73	23.60	-3.87	
		AVG	242	62	121.9/143.4 (MCS11)	19.89	23.60	-3.71	
5670	134	AVG	242	61	121.9/143.4 (MCS11)	15.45	23.60	-8.15	
		AVG	242	62	121.9/143.4 (MCS11)	15.48	23.60	-8.12	
5710	142	AVG	106	53	53.1/62.5 (MCS11)	16.96	23.60	-6.63	
		AVG	106	54	53.1/62.5 (MCS11)	16.86	23.60	-6.74	
		AVG	106	56	53.1/62.5 (MCS11)	16.77	23.60	-6.83	
5755	151	AVG	242	61	121.9/143.4 (MCS11)	18.92	30.00	-11.08	
		AVG	242	62	121.9/143.4 (MCS11)	18.97	30.00	-11.03	
5795	159	AVG	242	61	121.9/143.4 (MCS11)	19.92	30.00	-10.08	
		AVG	242	62	121.9/143.4 (MCS11)	19.84	30.00	-10.16	

Table 7-32. FCC Antenna WF5B 40MHz BW (UNII) Maximum Conducted Output Power (Highest Power Among Partially-Loaded RU's)

5GHz (80MHz Bandwidth)	Freq [MHz]	Channel	Detector	RU Size	RU Index	Data Rate [Mbps]	Conducted Power [dBm]	Conducted Power Limit [dBm]	Conducted Power Margin [dB]
	5210	42	AVG	484	65	243.8/286.8 (MCS11)	12.37	23.98	-11.61
			AVG	484	66	243.8/286.8 (MCS11)	12.29	23.98	-11.69
	5290	58	AVG	484	65	243.8/286.8 (MCS11)	13.44	23.60	-10.17
			AVG	484	66	243.8/286.8 (MCS11)	13.43	23.60	-10.17
	5530	106	AVG	484	65	243.8/286.8 (MCS11)	12.00	23.60	-11.60
			AVG	484	66	243.8/286.8 (MCS11)	11.95	23.60	-11.65
	5610	122	AVG	484	65	243.8/286.8 (MCS11)	16.41	23.60	-7.19
			AVG	484	66	243.8/286.8 (MCS11)	16.47	23.60	-7.13
	5690	138	AVG	106	53	53.1/62.5 (MCS11)	16.98	23.60	-6.62
			AVG	106	56	53.1/62.5 (MCS11)	16.82	23.60	-6.78
			AVG	106	60	53.1/62.5 (MCS11)	16.74	23.60	-6.86
	5775	155	AVG	484	65	243.8/286.8 (MCS11)	16.55	30.00	-13.45
			AVG	484	66	243.8/286.8 (MCS11)	16.44	30.00	-13.56

Table 7-33. FCC Antenna WF5B 80MHz BW (UNII) Maximum Conducted Output Power (Highest Power Among Partially-Loaded RU's)

FCC ID: BCGA2836 IC: 579C-A2836		MEASUREMENT REPORT (CERTIFICATION)		Approved by: Technical Manager
Test Report S/N: 1C2311270067-12.BCG	Test Dates: 1/8/2024 - 3/18/2024	EUT Type: Tablet Device		Page 67 of 455

5GHz (160MHz Bandwidth)	Freq [MHz]	Channel	Detector	RU Size	RU Index	Data Rate [Mbps]	Conducted Power [dBm]	Conducted Power Limit [dBm]	Conducted Power Margin [dB]
	5250	50 (L)	AVG	996	67	510.4/600.5 (MCS11)	11.36	23.98	-12.62
	5250	50 (U)	AVG	996	67	510.4/600.5 (MCS11)	11.36	23.98	-12.62
	5570	114 (L)	AVG	996	67	510.4/600.5 (MCS11)	9.76	30.00	-20.24
	5570	114 (U)	AVG	996	67	510.4/600.5 (MCS11)	9.87	30.00	-20.13

Table 7-34. FCC Antenna WF5B 160MHz BW (UNII) Maximum Conducted Output Power (Highest Power Among Partially-Loaded RU's)

FCC ID: BCGA2836 IC: 579C-A2836		MEASUREMENT REPORT (CERTIFICATION)	Approved by: Technical Manager
Test Report S/N: 1C2311270067-12.BCG	Test Dates: 1/8/2024 - 3/18/2024	EUT Type: Tablet Device	Page 68 of 455

ISED Antenna WF5B Conducted Output Power Measurements (Highest Power Among Partially-Loaded RU's)

5GHz (20MHz Bandwidth)	Freq [MHz]	Channel	Detector	RU Size	RU Index	Data Rate [Mbps]	Conducted Power [dBm]	Conducted Power Limit [dBm]	Conducted Power Margin [dB]	Ant. Gain [dBi]	Max e.i.r.p. [dBm]	Max e.i.r.p. Limit [dBm]	e.i.r.p. Margin [dB]
	5180	36	AVG	106	53	53.1/62.5 (MCS11)	14.57	-	-	1.50	16.07	22.56	-6.49
			AVG	106	54	53.1/62.5 (MCS11)	14.70	-	-	1.50	16.20	22.56	-6.36
	5200	40	AVG	106	53	53.1/62.5 (MCS11)	14.73	-	-	1.50	16.23	22.56	-6.33
			AVG	106	54	53.1/62.5 (MCS11)	14.72	-	-	1.50	16.22	22.56	-6.34
	5240	48	AVG	106	53	53.1/62.5 (MCS11)	14.69	-	-	1.50	16.19	22.56	-6.37
			AVG	106	54	53.1/62.5 (MCS11)	14.75	-	-	1.50	16.25	22.56	-6.31
	5260	52	AVG	106	53	53.1/62.5 (MCS11)	16.99	23.60	-6.61	1.80	18.79	29.60	-10.81
			AVG	106	54	53.1/62.5 (MCS11)	17.00	23.60	-6.60	1.80	18.80	29.60	-10.80
	5300	60	AVG	106	53	53.1/62.5 (MCS11)	16.76	23.60	-6.84	1.80	18.56	29.60	-11.04
			AVG	106	54	53.1/62.5 (MCS11)	16.86	23.60	-6.75	1.80	18.66	29.60	-10.95
	5320	64	AVG	106	53	53.1/62.5 (MCS11)	16.50	23.60	-7.10	1.80	18.30	29.60	-11.30
			AVG	106	54	53.1/62.5 (MCS11)	16.25	23.60	-7.36	1.80	18.05	29.60	-11.56
	5500	100	AVG	106	53	53.1/62.5 (MCS11)	14.55	23.60	-9.05	1.90	16.45	29.60	-13.15
			AVG	106	54	53.1/62.5 (MCS11)	14.70	23.60	-8.90	1.90	16.60	29.60	-13.00
	5520	104	AVG	106	53	53.1/62.5 (MCS11)	16.91	23.60	-6.69	1.90	18.81	29.60	-10.79
AVG			106	54	53.1/62.5 (MCS11)	16.84	23.60	-6.76	1.90	18.74	29.60	-10.86	
5580	116	AVG	106	53	53.1/62.5 (MCS11)	16.90	23.60	-6.70	1.90	18.80	29.60	-10.80	
		AVG	106	54	53.1/62.5 (MCS11)	17.00	23.60	-6.60	1.90	18.90	29.60	-10.70	
5680	136	AVG	106	53	53.1/62.5 (MCS11)	16.95	23.60	-6.65	1.90	18.85	29.60	-10.75	
		AVG	106	54	53.1/62.5 (MCS11)	16.93	23.60	-6.67	1.90	18.83	29.60	-10.77	
5700	140	AVG	106	53	53.1/62.5 (MCS11)	13.96	23.60	-9.64	1.90	15.86	29.60	-13.74	
		AVG	106	54	53.1/62.5 (MCS11)	13.99	23.60	-9.61	1.90	15.89	29.60	-13.71	
5720	144	AVG	106	53	53.1/62.5 (MCS11)	16.84	23.60	-6.76	1.90	18.74	29.60	-10.86	
		AVG	106	54	53.1/62.5 (MCS11)	16.92	23.60	-6.68	1.90	18.82	29.60	-10.78	
5745	149	AVG	106	53	53.1/62.5 (MCS11)	16.81	30.00	-13.19	2.00	18.81	-	-	
		AVG	106	54	53.1/62.5 (MCS11)	16.75	30.00	-13.25	2.00	18.75	-	-	
5785	157	AVG	106	53	53.1/62.5 (MCS11)	16.82	30.00	-13.18	2.00	18.82	-	-	
		AVG	106	54	53.1/62.5 (MCS11)	16.83	30.00	-13.17	2.00	18.83	-	-	
5825	165	AVG	106	53	53.1/62.5 (MCS11)	16.93	30.00	-13.07	2.00	18.93	-	-	
		AVG	106	54	53.1/62.5 (MCS11)	16.99	30.00	-13.01	2.00	18.99	-	-	

Table 7-35. ISED Antenna WF5B 20MHz BW (UNII) Maximum Conducted Output Power and Max EIRP (Highest Power Among Partially-Loaded RU's)

5GHz (40MHz Bandwidth)	Freq [MHz]	Channel	Detector	RU Size	RU Index	Data Rate [Mbps]	Conducted Power [dBm]	Conducted Power Limit [dBm]	Conducted Power Margin [dB]	Ant. Gain [dBi]	Max e.i.r.p. [dBm]	Max e.i.r.p. Limit [dBm]	e.i.r.p. Margin [dB]
	5190	38	AVG	242	61	121.9/143.4 (MCS11)	13.68	-	-	1.50	15.18	22.56	-7.37
			AVG	242	62	121.9/143.4 (MCS11)	13.65	-	-	1.50	15.15	22.56	-7.41
	5230	46	AVG	242	61	121.9/143.4 (MCS11)	16.71	-	-	1.50	18.21	22.56	-4.35
			AVG	242	62	121.9/143.4 (MCS11)	16.69	-	-	1.50	18.19	22.56	-4.37
	5270	54	AVG	242	61	121.9/143.4 (MCS11)	19.73	23.60	-3.88	1.80	21.53	29.60	-8.08
			AVG	242	62	121.9/143.4 (MCS11)	19.76	23.60	-3.85	1.80	21.56	29.60	-8.05
	5310	62	AVG	242	61	121.9/143.4 (MCS11)	14.35	23.60	-9.26	1.80	16.15	29.60	-13.46
			AVG	242	62	121.9/143.4 (MCS11)	14.30	23.60	-9.30	1.80	16.10	29.60	-13.50
	5510	102	AVG	242	61	121.9/143.4 (MCS11)	12.42	23.60	-11.18	1.90	14.32	29.60	-15.28
			AVG	242	62	121.9/143.4 (MCS11)	12.40	23.60	-11.20	1.90	14.30	29.60	-15.30
	5550	110	AVG	242	61	121.9/143.4 (MCS11)	17.97	23.60	-5.62	1.90	19.87	29.60	-9.72
			AVG	242	62	121.9/143.4 (MCS11)	18.00	23.60	-5.60	1.90	19.90	29.60	-9.70
	5670	134	AVG	242	61	121.9/143.4 (MCS11)	15.45	23.60	-8.15	1.90	17.35	29.60	-12.25
			AVG	242	62	121.9/143.4 (MCS11)	15.48	23.60	-8.12	1.90	17.38	29.60	-12.22
	5710	142	AVG	106	53	53.1/62.5 (MCS11)	16.96	23.60	-6.63	1.90	18.86	29.60	-10.73
AVG			106	54	53.1/62.5 (MCS11)	16.86	23.60	-6.74	1.90	18.76	29.60	-10.84	
5755	151	AVG	242	61	121.9/143.4 (MCS11)	18.92	30.00	-11.08	2.00	20.92	-	-	
		AVG	242	62	121.9/143.4 (MCS11)	18.97	30.00	-11.03	2.00	20.97	-	-	
5795	159	AVG	242	61	121.9/143.4 (MCS11)	19.92	30.00	-10.08	2.00	21.92	-	-	
		AVG	242	62	121.9/143.4 (MCS11)	19.84	30.00	-10.16	2.00	21.84	-	-	

Table 7-36. ISED Antenna WF5B 40MHz BW (UNII) Maximum Conducted Output Power and Max EIRP (Highest Power Among Partially-Loaded RU's)

FCC ID: BCGA2836 IC: 579C-A2836		MEASUREMENT REPORT (CERTIFICATION)	Approved by: Technical Manager
Test Report S/N: 1C2311270067-12.BCG	Test Dates: 1/8/2024 - 3/18/2024	EUT Type: Tablet Device	Page 69 of 455

5GHz (80MHz Bandwidth)	Freq [MHz]	Channel	Detector	RU Size	RU Index	Data Rate [Mbps]	Conducted Power [dBm]	Conducted Power Limit [dBm]	Conducted Power Margin [dB]	Ant. Gain [dBi]	Max e.i.r.p. [dBm]	Max e.i.r.p. Limit [dBm]	e.i.r.p. Margin [dB]
	5210	42	AVG	484	65	243.8/286.8 (MCS11)	12.40	-	-	1.50	13.90	22.56	-8.66
			AVG	484	66	243.8/286.8 (MCS11)	12.29	-	-	1.50	13.79	22.56	-8.77
	5290	58	AVG	484	65	243.8/286.8 (MCS11)	13.44	23.60	-10.17	1.80	15.24	29.60	-14.37
			AVG	484	66	243.8/286.8 (MCS11)	13.43	23.60	-10.17	1.80	15.23	29.60	-14.37
	5530	106	AVG	484	65	243.8/286.8 (MCS11)	12.00	23.60	-11.60	1.90	13.90	29.60	-15.70
			AVG	484	66	243.8/286.8 (MCS11)	11.95	23.60	-11.65	1.90	13.85	29.60	-15.75
	5690	138	AVG	106	53	53.1/62.5 (MCS11)	16.98	23.60	-6.62	1.90	18.88	29.60	-10.72
			AVG	106	56	53.1/62.5 (MCS11)	16.82	23.60	-6.78	1.90	18.72	29.60	-10.88
			AVG	106	60	53.1/62.5 (MCS11)	16.74	23.60	-6.86	1.90	18.64	29.60	-10.96
	5775	155	AVG	484	65	243.8/286.8 (MCS11)	16.55	30.00	-13.45	2.00	18.55	-	-
			AVG	484	66	243.8/286.8 (MCS11)	16.44	30.00	-13.56	2.00	18.44	-	-

Table 7-37. ISED Antenna WF5B 80MHz BW (UNII) Maximum Conducted Output Power and Max EIRP (Highest Power Among Partially-Loaded RU's)

5GHz (160MHz Bandwidth)	Freq [MHz]	Channel	Detector	RU Size	RU Index	Data Rate [Mbps]	Conducted Power [dBm]	Conducted Power Limit [dBm]	Conducted Power Margin [dB]	Ant. Gain [dBi]	Max e.i.r.p. [dBm]	Max e.i.r.p. Limit [dBm]	e.i.r.p. Margin [dB]
	5250	50 (L)	AVG	996	67	510.4/600.5 (MCS11)	11.36	-	-	1.50	12.86	22.56	-9.70
	5250	50 (U)	AVG	996	67	510.4/600.5 (MCS11)	11.37	-	-	1.80	13.17	22.56	-9.39

Table 7-38. ISED Antenna WF5B 160MHz BW (UNII) Maximum Conducted Output Power and Max EIRP (Highest Power Among Partially-Loaded RU's)

FCC ID: BCGA2836 IC: 579C-A2836		MEASUREMENT REPORT (CERTIFICATION)	Approved by: Technical Manager
Test Report S/N: 1C2311270067-12.BCG	Test Dates: 1/8/2024 - 3/18/2024	EUT Type: Tablet Device	Page 70 of 455

FCC Antenna WF5B Conducted Output Power Measurements (Fully-loaded RU)

5GHz (20MHz Bandwidth)	Freq [MHz]	Channel	Detector	RU Size	RU Index	Data Rate [Mbps]	Conducted Power [dBm]	Conducted Power Limit [dBm]	Conducted Power Margin [dB]
	5180	36	AVG	242	61	121.9/143.4 (MCS11)	15.98	23.98	-8.00
	5200	40	AVG	242	61	121.9/143.4 (MCS11)	19.82	23.98	-4.16
	5240	48	AVG	242	61	121.9/143.4 (MCS11)	19.84	23.98	-4.14
	5260	52	AVG	242	61	121.9/143.4 (MCS11)	19.90	23.60	-3.70
	5300	60	AVG	242	61	121.9/143.4 (MCS11)	19.87	23.60	-3.74
	5320	64	AVG	242	61	121.9/143.4 (MCS11)	16.37	23.60	-7.23
	5500	100	AVG	242	61	121.9/143.4 (MCS11)	14.71	23.60	-8.88
	5520	104	AVG	242	61	121.9/143.4 (MCS11)	17.89	23.60	-5.71
	5540	108	AVG	242	61	121.9/143.4 (MCS11)	19.81	23.60	-3.79
	5580	116	AVG	242	61	121.9/143.4 (MCS11)	19.89	23.60	-3.71
	5660	132	AVG	242	61	121.9/143.4 (MCS11)	19.73	23.60	-3.87
	5680	136	AVG	242	61	121.9/143.4 (MCS11)	17.89	23.60	-5.70
	5700	140	AVG	242	61	121.9/143.4 (MCS11)	13.88	23.60	-9.72
	5720	144	AVG	242	61	121.9/143.4 (MCS11)	19.96	23.60	-3.64
	5745	149	AVG	242	61	121.9/143.4 (MCS11)	19.91	30.00	-10.09
5785	157	AVG	242	61	121.9/143.4 (MCS11)	19.76	30.00	-10.24	
5825	165	AVG	242	61	121.9/143.4 (MCS11)	19.72	30.00	-10.28	

Table 7-39. FCC Antenna WF5B 20MHz BW (UNII) Maximum Conducted Output Power (Fully-loaded RU)

5GHz (40MHz Bandwidth)	Freq [MHz]	Channel	Detector	RU Size	RU Index	Data Rate [Mbps]	Conducted Power [dBm]	Conducted Power Limit [dBm]	Conducted Power Margin [dB]
	5190	38	AVG	484	65	243.8/286.8 (MCS11)	13.63	23.98	-10.35
	5230	46	AVG	484	65	243.8/286.8 (MCS11)	19.50	23.98	-4.48
	5270	54	AVG	484	65	243.8/286.8 (MCS11)	19.93	23.60	-3.67
	5310	62	AVG	484	65	243.8/286.8 (MCS11)	14.35	23.60	-9.25
	5510	102	AVG	484	65	243.8/286.8 (MCS11)	12.27	23.60	-11.32
	5550	110	AVG	484	65	243.8/286.8 (MCS11)	17.88	23.60	-5.72
	5590	118	AVG	484	65	243.8/286.8 (MCS11)	19.87	23.60	-3.73
	5630	126	AVG	484	65	243.8/286.8 (MCS11)	19.89	23.60	-3.71
	5670	134	AVG	484	65	243.8/286.8 (MCS11)	15.48	23.60	-8.12
	5710	142	AVG	484	65	243.8/286.8 (MCS11)	19.78	23.60	-3.82
	5755	151	AVG	484	65	243.8/286.8 (MCS11)	18.86	30.00	-11.14
	5795	159	AVG	484	65	243.8/286.8 (MCS11)	19.92	30.00	-10.08

Table 7-40. FCC Antenna WF5B 40MHz BW (UNII) Maximum Conducted Output Power (Fully-loaded RU)

5GHz (80MHz Bandwidth)	Freq [MHz]	Channel	Detector	RU Size	RU Index	Data Rate [Mbps]	Conducted Power [dBm]	Conducted Power Limit [dBm]	Conducted Power Margin [dB]
	5210	42	AVG	996	67	510.4/600.5 (MCS11)	12.50	23.98	-11.48
	5290	58	AVG	996	67	510.4/600.5 (MCS11)	13.45	23.60	-10.15
	5530	106	AVG	996	67	510.4/600.5 (MCS11)	11.96	23.60	-11.64
	5610	122	AVG	996	67	510.4/600.5 (MCS11)	16.45	23.60	-7.15
	5690	138	AVG	996	67	510.4/600.5 (MCS11)	19.26	23.60	-4.34
5775	155	AVG	996	67	510.4/600.5 (MCS11)	16.70	30.00	-13.30	

Table 7-41. FCC Antenna WF5B 80MHz BW (UNII) Maximum Conducted Output Power (Fully-loaded RU)

FCC ID: BCGA2836 IC: 579C-A2836		MEASUREMENT REPORT (CERTIFICATION)	Approved by: Technical Manager
Test Report S/N: 1C2311270067-12.BCG	Test Dates: 1/8/2024 - 3/18/2024	EUT Type: Tablet Device	Page 71 of 455

5GHz (160MHz Bandwidth)	Freq [MHz]	Channel	Detector	RU Size	RU Index	Data Rate [Mbps]	Conducted Power [dBm]	Conducted Power Limit [dBm]	Conducted Power Margin [dB]
	5250	50	AVG	996x2	68	1020.8/1201 (MCS11)	11.36	23.98	-12.62
	5570	114	AVG	996x2	68	1020.8/1201 (MCS11)	10.00	30.00	-20.00

Table 7-42. FCC Antenna WF5B 160MHz BW (UNII) Maximum Conducted Output Power (Fully-loaded RU)

FCC ID: BCGA2836 IC: 579C-A2836		MEASUREMENT REPORT (CERTIFICATION)	Approved by: Technical Manager
Test Report S/N: 1C2311270067-12.BCG	Test Dates: 1/8/2024 - 3/18/2024	EUT Type: Tablet Device	Page 72 of 455

ISED Antenna WF5B Conducted Output Power Measurements (Fully-loaded RU)

5GHz (20MHz Bandwidth)	Freq [MHz]	Channel	Detector	RU Size	RU Index	Data Rate [Mbps]	Conducted Power [dBm]	Conducted Power Limit [dBm]	Conducted Power Margin [dB]	Ant. Gain [dBi]	Max e.i.r.p. [dBm]	Max e.i.r.p. Limit [dBm]	e.i.r.p. Margin [dB]
	5180	36	AVG	242	61	121.9/143.4 (MCS11)	15.87	-	-	1.50	17.37	22.56	-5.19
	5200	40	AVG	242	61	121.9/143.4 (MCS11)	16.73	-	-	1.50	18.23	22.56	-4.33
	5240	48	AVG	242	61	121.9/143.4 (MCS11)	16.75	-	-	1.50	18.25	22.56	-4.31
	5260	52	AVG	242	61	121.9/143.4 (MCS11)	19.90	23.60	-3.70	1.80	21.70	29.60	-7.90
	5300	60	AVG	242	61	121.9/143.4 (MCS11)	19.87	23.60	-3.74	1.80	21.67	29.60	-7.94
	5320	64	AVG	242	61	121.9/143.4 (MCS11)	16.37	23.60	-7.23	1.80	18.17	29.60	-11.43
	5500	100	AVG	242	61	121.9/143.4 (MCS11)	14.71	23.60	-8.88	1.90	16.61	29.60	-12.98
	5520	104	AVG	242	61	121.9/143.4 (MCS11)	17.89	23.60	-5.71	1.90	19.79	29.60	-9.81
	5540	108	AVG	242	61	121.9/143.4 (MCS11)	19.81	23.60	-3.79	1.90	21.71	29.60	-7.89
	5580	116	AVG	242	61	121.9/143.4 (MCS11)	19.89	23.60	-3.71	1.90	21.79	29.60	-7.81
	5660	132	AVG	242	61	121.9/143.4 (MCS11)	19.73	23.60	-3.87	1.90	21.63	29.60	-7.97
	5680	136	AVG	242	61	121.9/143.4 (MCS11)	17.89	23.60	-5.70	1.90	19.79	29.60	-9.80
	5700	140	AVG	242	61	121.9/143.4 (MCS11)	13.88	23.60	-9.72	1.90	15.78	29.60	-13.82
5720	144	AVG	242	61	121.9/143.4 (MCS11)	19.96	23.60	-3.64	1.90	21.86	29.60	-7.74	
5745	149	AVG	242	61	121.9/143.4 (MCS11)	19.91	30.00	-10.09	2.00	21.91	-	-	
5785	157	AVG	242	61	121.9/143.4 (MCS11)	19.76	30.00	-10.24	2.00	21.76	-	-	
5825	165	AVG	242	61	121.9/143.4 (MCS11)	19.72	30.00	-10.28	2.00	21.72	-	-	

Table 7-43. ISED Antenna WF5B 20MHz BW (UNII) Maximum Conducted Output Power and Max EIRP (Fully-loaded RU)

5GHz (40MHz Bandwidth)	Freq [MHz]	Channel	Detector	RU Size	RU Index	Data Rate [Mbps]	Conducted Power [dBm]	Conducted Power Limit [dBm]	Conducted Power Margin [dB]	Ant. Gain [dBi]	Max e.i.r.p. [dBm]	Max e.i.r.p. Limit [dBm]	e.i.r.p. Margin [dB]
	5190	38	AVG	484	65	243.8/286.8 (MCS11)	13.71	-	-	1.50	15.21	22.56	-7.35
	5230	46	AVG	484	65	243.8/286.8 (MCS11)	19.07	-	-	1.50	20.57	22.56	-1.99
	5270	54	AVG	484	65	243.8/286.8 (MCS11)	19.93	23.60	-3.67	1.80	21.73	29.60	-7.87
	5310	62	AVG	484	65	243.8/286.8 (MCS11)	14.35	23.60	-9.25	1.80	16.15	29.60	-13.45
	5510	102	AVG	484	65	243.8/286.8 (MCS11)	12.27	23.60	-11.32	1.90	14.17	29.60	-15.42
	5550	110	AVG	484	65	243.8/286.8 (MCS11)	17.88	23.60	-5.72	1.90	19.78	29.60	-9.82
	5670	134	AVG	484	65	243.8/286.8 (MCS11)	15.48	23.60	-8.12	1.90	17.38	29.60	-12.22
	5710	142	AVG	484	65	243.8/286.8 (MCS11)	19.78	23.60	-3.82	1.90	21.68	29.60	-7.92
	5755	151	AVG	484	65	243.8/286.8 (MCS11)	18.86	30.00	-11.14	2.00	20.86	-	-
	5795	159	AVG	484	65	243.8/286.8 (MCS11)	19.92	30.00	-10.08	2.00	21.92	-	-

Table 7-44. ISED Antenna WF5B 40MHz BW (UNII) Maximum Conducted Output Power and Max EIRP (Fully-loaded RU)

5GHz (80MHz Bandwidth)	Freq [MHz]	Channel	Detector	RU Size	RU Index	Data Rate [Mbps]	Conducted Power [dBm]	Conducted Power Limit [dBm]	Conducted Power Margin [dB]	Ant. Gain [dBi]	Max e.i.r.p. [dBm]	Max e.i.r.p. Limit [dBm]	e.i.r.p. Margin [dB]
	5210	42	AVG	996	67	510.4/600.5 (MCS11)	12.47	-	-	1.50	13.97	22.56	-8.59
	5290	58	AVG	996	67	510.4/600.5 (MCS11)	13.45	23.60	-10.15	1.80	15.25	29.60	-14.35
	5530	106	AVG	996	67	510.4/600.5 (MCS11)	11.96	23.60	-11.64	1.90	13.86	29.60	-15.74
	5690	138	AVG	996	67	510.4/600.5 (MCS11)	19.26	23.60	-4.34	1.90	21.16	29.60	-8.44
	5775	155	AVG	996	67	510.4/600.5 (MCS11)	16.70	30.00	-13.30	2.00	18.70	-	-

Table 7-45. ISED Antenna WF5B 80MHz BW (UNII) Maximum Conducted Output Power and Max EIRP (Fully-loaded RU)

5GHz (160MHz Bandwidth)	Freq [MHz]	Channel	Detector	RU Size	RU Index	Data Rate [Mbps]	Conducted Power [dBm]	Conducted Power Limit [dBm]	Conducted Power Margin [dB]	Ant. Gain [dBi]	Max e.i.r.p. [dBm]	Max e.i.r.p. Limit [dBm]	e.i.r.p. Margin [dB]
5250	50	AVG	996x2	68	1020.8/1201 (MCS11)	11.46	-	-	1.80	13.26	22.56	-9.30	

Table 7-46. ISED Antenna WF5B 160MHz BW (UNII) Maximum Conducted Output Power and Max EIRP (Fully-loaded RU)

FCC ID: BCGA2836 IC: 579C-A2836		MEASUREMENT REPORT (CERTIFICATION)	Approved by: Technical Manager
Test Report S/N: 1C2311270067-12.BCG	Test Dates: 1/8/2024 - 3/18/2024	EUT Type: Tablet Device	Page 73 of 455

FCC Antenna WF8 Conducted Output Power Measurements (RU26)

5GHz (20MHz Bandwidth)	Freq [MHz]	Channel	Detector	RU Size	RU Index	Data Rate [Mbps]	Conducted Power [dBm]	Conducted Power Limit [dBm]	Conducted Power Margin [dB]
	5180	36	AVG	26	0	12.5/14.7 (MCS11)	10.73	23.98	-13.25
			AVG	26	4	12.5/14.7 (MCS11)	10.90	23.98	-13.08
			AVG	26	8	12.5/14.7 (MCS11)	10.71	23.98	-13.27
	5200	40	AVG	26	0	12.5/14.7 (MCS11)	10.78	23.98	-13.20
			AVG	26	4	12.5/14.7 (MCS11)	10.90	23.98	-13.08
			AVG	26	8	12.5/14.7 (MCS11)	10.79	23.98	-13.19
	5240	48	AVG	26	0	12.5/14.7 (MCS11)	10.80	23.98	-13.18
			AVG	26	4	12.5/14.7 (MCS11)	10.89	23.98	-13.09
			AVG	26	8	12.5/14.7 (MCS11)	10.99	23.98	-12.99
5745	149	AVG	26	0	12.5/14.7 (MCS11)	10.66	30.00	-19.34	
		AVG	26	4	12.5/14.7 (MCS11)	10.94	30.00	-19.06	
		AVG	26	8	12.5/14.7 (MCS11)	10.98	30.00	-19.02	
5785	157	AVG	26	0	12.5/14.7 (MCS11)	10.33	30.00	-19.67	
		AVG	26	4	12.5/14.7 (MCS11)	10.88	30.00	-19.12	
		AVG	26	8	12.5/14.7 (MCS11)	10.55	30.00	-19.46	
5825	165	AVG	26	0	12.5/14.7 (MCS11)	10.56	30.00	-19.44	
		AVG	26	4	12.5/14.7 (MCS11)	10.87	30.00	-19.13	
		AVG	26	8	12.5/14.7 (MCS11)	10.74	30.00	-19.27	

Table 7-47. FCC Antenna WF8 20MHz BW (UNII) Maximum Conducted Output Power (RU26)

5GHz (40MHz Bandwidth)	Freq [MHz]	Channel	Detector	RU Size	RU Index	Data Rate [Mbps]	Conducted Power [dBm]	Conducted Power Limit [dBm]	Conducted Power Margin [dB]
	5190	38	AVG	26	0	12.5/14.7 (MCS11)	10.59	23.98	-13.39
			AVG	26	8	12.5/14.7 (MCS11)	10.94	23.98	-13.04
			AVG	26	17	12.5/14.7 (MCS11)	10.67	23.98	-13.31
	5230	46	AVG	26	0	12.5/14.7 (MCS11)	10.61	23.98	-13.37
			AVG	26	8	12.5/14.7 (MCS11)	11.00	23.98	-12.98
			AVG	26	17	12.5/14.7 (MCS11)	10.62	23.98	-13.36
	5755	151	AVG	26	0	12.5/14.7 (MCS11)	10.52	30.00	-19.49
			AVG	26	8	12.5/14.7 (MCS11)	10.97	30.00	-19.03
			AVG	26	17	12.5/14.7 (MCS11)	10.64	30.00	-19.36
5795	159	AVG	26	0	12.5/14.7 (MCS11)	10.22	30.00	-19.78	
		AVG	26	8	12.5/14.7 (MCS11)	10.84	30.00	-19.16	
		AVG	26	17	12.5/14.7 (MCS11)	10.48	30.00	-19.52	

Table 7-48. FCC Antenna WF8 40MHz BW (UNII) Maximum Conducted Output Power (RU26)

5GHz (80MHz Bandwidth)	Freq [MHz]	Channel	Detector	RU Size	RU Index	Data Rate [Mbps]	Conducted Power [dBm]	Conducted Power Limit [dBm]	Conducted Power Margin [dB]
	5210	42	AVG	26	0	12.5/14.7 (MCS11)	10.75	23.98	-13.23
			AVG	26	18	12.5/14.7 (MCS11)	10.95	23.98	-13.03
			AVG	26	36	12.5/14.7 (MCS11)	10.73	23.98	-13.25
	5775	155	AVG	26	0	12.5/14.7 (MCS11)	10.34	30.00	-19.66
			AVG	26	18	12.5/14.7 (MCS11)	10.69	30.00	-19.31
AVG			26	36	12.5/14.7 (MCS11)	10.38	30.00	-19.62	

Table 7-49. FCC Antenna WF8 80MHz BW (UNII) Maximum Conducted Output Power (RU26)

FCC ID: BCGA2836 IC: 579C-A2836		MEASUREMENT REPORT (CERTIFICATION)	Approved by: Technical Manager
Test Report S/N: 1C2311270067-12.BCG	Test Dates: 1/8/2024 - 3/18/2024	EUT Type: Tablet Device	Page 74 of 455

ISED Antenna WF8 Conducted Output Power Measurements (RU26)

5GHz (20MHz Bandwidth)	Freq [MHz]	Channel	Detector	RU Size	RU Index	Data Rate [Mbps]	Conducted Power [dBm]	Conducted Power Limit [dBm]	Conducted Power Margin [dB]	Ant. Gain [dBi]	Max e.i.r.p. [dBm]	Max e.i.r.p. Limit [dBm]	e.i.r.p. Margin [dB]
	5180	36	AVG	26	0	12.5/14.7 (MCS11)	8.71	-	-	1.70	10.41	22.56	-12.15
			AVG	26	4	12.5/14.7 (MCS11)	8.62	-	-	1.70	10.32	22.56	-12.24
			AVG	26	8	12.5/14.7 (MCS11)	8.69	-	-	1.70	10.39	22.56	-12.17
	5200	40	AVG	26	0	12.5/14.7 (MCS11)	8.70	-	-	1.70	10.40	22.56	-12.16
			AVG	26	4	12.5/14.7 (MCS11)	8.63	-	-	1.70	10.33	22.56	-12.23
			AVG	26	8	12.5/14.7 (MCS11)	8.72	-	-	1.70	10.42	22.56	-12.14
	5240	48	AVG	26	0	12.5/14.7 (MCS11)	8.56	-	-	1.70	10.26	22.56	-12.30
			AVG	26	4	12.5/14.7 (MCS11)	8.75	-	-	1.70	10.45	22.56	-12.11
			AVG	26	8	12.5/14.7 (MCS11)	8.73	-	-	1.70	10.43	22.56	-12.13
	5745	149	AVG	26	0	12.5/14.7 (MCS11)	10.66	30.00	-19.34	0.80	11.46	-	-
			AVG	26	4	12.5/14.7 (MCS11)	10.94	30.00	-19.06	0.80	11.74	-	-
			AVG	26	8	12.5/14.7 (MCS11)	10.98	30.00	-19.02	0.80	11.78	-	-
	5785	157	AVG	26	0	12.5/14.7 (MCS11)	10.33	30.00	-19.67	0.80	11.13	-	-
AVG			26	4	12.5/14.7 (MCS11)	10.88	30.00	-19.12	0.80	11.68	-	-	
AVG			26	8	12.5/14.7 (MCS11)	10.55	30.00	-19.46	0.80	11.35	-	-	
5825	165	AVG	26	0	12.5/14.7 (MCS11)	10.56	30.00	-19.44	0.80	11.36	-	-	
		AVG	26	4	12.5/14.7 (MCS11)	10.87	30.00	-19.13	0.80	11.67	-	-	
		AVG	26	8	12.5/14.7 (MCS11)	10.74	30.00	-19.27	0.80	11.54	-	-	

Table 7-50. ISED Antenna WF8 20MHz BW (UNII) Maximum Conducted Output Power and Max EIRP (RU26)

5GHz (40MHz Bandwidth)	Freq [MHz]	Channel	Detector	RU Size	RU Index	Data Rate [Mbps]	Conducted Power [dBm]	Conducted Power Limit [dBm]	Conducted Power Margin [dB]	Ant. Gain [dBi]	Max e.i.r.p. [dBm]	Max e.i.r.p. Limit [dBm]	e.i.r.p. Margin [dB]
	5190	38	AVG	26	0	12.5/14.7 (MCS11)	8.59	-	-	1.70	10.29	22.56	-12.26
			AVG	26	8	12.5/14.7 (MCS11)	8.70	-	-	1.70	10.40	22.56	-12.16
			AVG	26	17	12.5/14.7 (MCS11)	8.56	-	-	1.70	10.26	22.56	-12.30
	5230	46	AVG	26	0	12.5/14.7 (MCS11)	8.49	-	-	1.70	10.19	22.56	-12.37
			AVG	26	8	12.5/14.7 (MCS11)	8.75	-	-	1.70	10.45	22.56	-12.11
			AVG	26	17	12.5/14.7 (MCS11)	8.53	-	-	1.70	10.23	22.56	-12.33
	5755	151	AVG	26	0	12.5/14.7 (MCS11)	10.52	30.00	-19.49	0.80	11.32	-	-
			AVG	26	8	12.5/14.7 (MCS11)	10.97	30.00	-19.03	0.80	11.77	-	-
			AVG	26	17	12.5/14.7 (MCS11)	10.64	30.00	-19.36	0.80	11.44	-	-
	5795	159	AVG	26	0	12.5/14.7 (MCS11)	10.22	30.00	-19.78	0.80	11.02	-	-
			AVG	26	8	12.5/14.7 (MCS11)	10.84	30.00	-19.16	0.80	11.64	-	-
			AVG	26	17	12.5/14.7 (MCS11)	10.48	30.00	-19.52	0.80	11.28	-	-

Table 7-51. ISED Antenna WF8 40MHz BW (UNII) Maximum Conducted Output Power and Max EIRP (RU26)

5GHz (80MHz Bandwidth)	Freq [MHz]	Channel	Detector	RU Size	RU Index	Data Rate [Mbps]	Conducted Power [dBm]	Conducted Power Limit [dBm]	Conducted Power Margin [dB]	Ant. Gain [dBi]	Max e.i.r.p. [dBm]	Max e.i.r.p. Limit [dBm]	e.i.r.p. Margin [dB]
	5210	42	AVG	26	0	12.5/14.7 (MCS11)	8.65	-	-	1.70	10.35	22.56	-12.21
			AVG	26	18	12.5/14.7 (MCS11)	8.67	-	-	1.70	10.37	22.56	-12.19
			AVG	26	36	12.5/14.7 (MCS11)	8.65	-	-	1.70	10.35	22.56	-12.21
	5775	155	AVG	26	0	12.5/14.7 (MCS11)	10.34	30.00	-19.66	0.80	11.14	-	-
			AVG	26	18	12.5/14.7 (MCS11)	10.69	30.00	-19.31	0.80	11.49	-	-
AVG			26	36	12.5/14.7 (MCS11)	10.38	30.00	-19.62	0.80	11.18	-	-	

Table 7-52. ISED Antenna WF8 80MHz BW (UNII) Maximum Conducted Output Power and Max EIRP (RU26)

FCC ID: BCGA2836 IC: 579C-A2836		MEASUREMENT REPORT (CERTIFICATION)	Approved by: Technical Manager
Test Report S/N: 1C2311270067-12.BCG	Test Dates: 1/8/2024 - 3/18/2024	EUT Type: Tablet Device	Page 75 of 455

FCC Antenna WF8 Conducted Output Power Measurements (RU52)

5GHz (20MHz Bandwidth)	Freq [MHz]	Channel	Detector	RU Size	RU Index	Data Rate [Mbps]	Conducted Power [dBm]	Conducted Power Limit [dBm]	Conducted Power Margin [dB]
	5260	52	AVG	52	37	25/29.4 (MCS11)	13.68	23.60	-9.93
			AVG	52	39	25/29.4 (MCS11)	13.96	23.60	-9.65
			AVG	52	40	25/29.4 (MCS11)	14.00	23.60	-9.60
	5300	60	AVG	52	37	25/29.4 (MCS11)	13.71	23.60	-9.90
			AVG	52	39	25/29.4 (MCS11)	13.94	23.60	-9.66
			AVG	52	40	25/29.4 (MCS11)	13.68	23.60	-9.92
	5320	64	AVG	52	37	25/29.4 (MCS11)	13.99	23.60	-9.61
			AVG	52	39	25/29.4 (MCS11)	13.89	23.60	-9.72
			AVG	52	40	25/29.4 (MCS11)	14.00	23.60	-9.60
5500	100	AVG	52	37	25/29.4 (MCS11)	13.93	23.60	-9.67	
		AVG	52	39	25/29.4 (MCS11)	13.95	23.60	-9.65	
		AVG	52	40	25/29.4 (MCS11)	13.98	23.60	-9.62	
5580	116	AVG	52	37	25/29.4 (MCS11)	13.63	23.60	-9.97	
		AVG	52	39	25/29.4 (MCS11)	13.98	23.60	-9.61	
		AVG	52	40	25/29.4 (MCS11)	13.68	23.60	-9.91	
5720	144	AVG	52	37	25/29.4 (MCS11)	13.74	23.60	-9.86	
		AVG	52	39	25/29.4 (MCS11)	13.98	23.60	-9.62	
		AVG	52	40	25/29.4 (MCS11)	13.87	23.60	-9.72	

Table 7-53. FCC Antenna WF8 20MHz BW (UNII) Maximum Conducted Output Power (RU52)

5GHz (40MHz Bandwidth)	Freq [MHz]	Channel	Detector	RU Size	RU Index	Data Rate [Mbps]	Conducted Power [dBm]	Conducted Power Limit [dBm]	Conducted Power Margin [dB]
	5270	54	AVG	52	37	25/29.4 (MCS11)	13.76	23.60	-9.84
			AVG	52	40	25/29.4 (MCS11)	13.96	23.60	-9.65
			AVG	52	44	25/29.4 (MCS11)	13.97	23.60	-9.64
	5310	62	AVG	52	37	25/29.4 (MCS11)	13.96	23.60	-9.65
			AVG	52	40	25/29.4 (MCS11)	13.92	23.60	-9.68
			AVG	52	44	25/29.4 (MCS11)	13.97	23.60	-9.63
	5510	102	AVG	52	37	25/29.4 (MCS11)	12.44	23.60	-11.15
			AVG	52	40	25/29.4 (MCS11)	12.27	23.60	-11.32
			AVG	52	44	25/29.4 (MCS11)	12.45	23.60	-11.14
5550	110	AVG	52	37	25/29.4 (MCS11)	13.74	23.60	-9.86	
		AVG	52	40	25/29.4 (MCS11)	13.90	23.60	-9.70	
		AVG	52	44	25/29.4 (MCS11)	13.71	23.60	-9.89	
5590	118	AVG	52	37	25/29.4 (MCS11)	13.64	23.60	-9.96	
		AVG	52	40	25/29.4 (MCS11)	13.81	23.60	-9.79	
		AVG	52	44	25/29.4 (MCS11)	13.68	23.60	-9.91	
5710	142	AVG	52	37	25/29.4 (MCS11)	13.70	23.60	-9.89	
		AVG	52	40	25/29.4 (MCS11)	13.96	23.60	-9.63	
		AVG	52	44	25/29.4 (MCS11)	14.00	23.60	-9.60	

Table 7-54. FCC Antenna WF8 40MHz BW (UNII) Maximum Conducted Output Power (RU52)

FCC ID: BCGA2836 IC: 579C-A2836		MEASUREMENT REPORT (CERTIFICATION)	Approved by: Technical Manager
Test Report S/N: 1C2311270067-12.BCG	Test Dates: 1/8/2024 - 3/18/2024	EUT Type: Tablet Device	Page 76 of 455

5GHz (80MHz Bandwidth)	Freq [MHz]	Channel	Detector	RU Size	RU Index	Data Rate [Mbps]	Conducted Power [dBm]	Conducted Power Limit [dBm]	Conducted Power Margin [dB]
	5290	58	AVG	52	37	25/29.4 (MCS11)	13.46	23.60	-10.15
			AVG	52	44	25/29.4 (MCS11)	13.38	23.60	-10.23
			AVG	52	52	25/29.4 (MCS11)	13.27	23.60	-10.33
	5530	106	AVG	52	37	25/29.4 (MCS11)	11.92	23.60	-11.68
			AVG	52	44	25/29.4 (MCS11)	11.97	23.60	-11.63
			AVG	52	52	25/29.4 (MCS11)	11.87	23.60	-11.73
	5610	122	AVG	52	37	25/29.4 (MCS11)	13.41	23.60	-10.19
			AVG	52	44	25/29.4 (MCS11)	13.72	23.60	-9.88
			AVG	52	52	25/29.4 (MCS11)	13.45	23.60	-10.15
5690	138	AVG	52	37	25/29.4 (MCS11)	13.55	23.60	-10.05	
		AVG	52	44	25/29.4 (MCS11)	13.85	23.60	-9.74	
		AVG	52	52	25/29.4 (MCS11)	13.62	23.60	-9.98	

Table 7-55. FCC Antenna WF8 80MHz BW (UNII) Maximum Conducted Output Power (RU52)

5GHz (160MHz Bandwidth)	Freq [MHz]	Channel	Detector	RU Size	RU Index	Data Rate [Mbps]	Conducted Power [dBm]	Conducted Power Limit [dBm]	Conducted Power Margin [dB]
	5250	50 (L)	AVG	52	37	25/29.4 (MCS11)	11.43	23.98	-12.55
			AVG	52	52	25/29.4 (MCS11)	11.47	23.98	-12.51
		50 (U)	AVG	52	52	25/29.4 (MCS11)	11.42	23.60	-12.19
	5570	114 (L)	AVG	52	37	25/29.4 (MCS11)	9.92	30.00	-20.08
			AVG	52	52	25/29.4 (MCS11)	9.94	30.00	-20.06
		114 (U)	AVG	52	52	25/29.4 (MCS11)	9.88	30.00	-20.12

Table 7-56. FCC Antenna WF8 160MHz BW (UNII) Maximum Conducted Output Power (RU52)

FCC ID: BCGA2836 IC: 579C-A2836		MEASUREMENT REPORT (CERTIFICATION)	Approved by: Technical Manager
Test Report S/N: 1C2311270067-12.BCG	Test Dates: 1/8/2024 - 3/18/2024	EUT Type: Tablet Device	Page 77 of 455

ISED Antenna WF8 Conducted Output Power Measurements (RU52)

5GHz (20MHz Bandwidth)	Freq [MHz]	Channel	Detector	RU Size	RU Index	Data Rate [Mbps]	Conducted Power [dBm]	Conducted Power Limit [dBm]	Conducted Power Margin [dB]	Ant. Gain [dBi]	Max e.i.r.p. [dBm]	Max e.i.r.p. Limit [dBm]	e.i.r.p. Margin [dB]
	5260	52	AVG	52	37	25/29.4 (MCS11)	13.68	23.60	-9.93	0.70	14.38	29.60	-15.23
			AVG	52	39	25/29.4 (MCS11)	13.96	23.60	-9.65	0.70	14.66	29.60	-14.95
			AVG	52	40	25/29.4 (MCS11)	14.00	23.60	-9.60	0.70	14.70	29.60	-14.90
	5300	60	AVG	52	37	25/29.4 (MCS11)	13.71	23.60	-9.90	0.70	14.41	29.60	-15.20
			AVG	52	39	25/29.4 (MCS11)	13.94	23.60	-9.66	0.70	14.64	29.60	-14.96
			AVG	52	40	25/29.4 (MCS11)	13.68	23.60	-9.92	0.70	14.38	29.60	-15.22
	5320	64	AVG	52	37	25/29.4 (MCS11)	13.99	23.60	-9.61	0.70	14.69	29.60	-14.91
			AVG	52	39	25/29.4 (MCS11)	13.89	23.60	-9.72	0.70	14.59	29.60	-15.02
			AVG	52	40	25/29.4 (MCS11)	14.00	23.60	-9.60	0.70	14.70	29.60	-14.90
	5500	100	AVG	52	37	25/29.4 (MCS11)	13.93	23.60	-9.67	1.20	15.13	29.60	-14.47
			AVG	52	39	25/29.4 (MCS11)	13.95	23.60	-9.65	1.20	15.15	29.60	-14.45
			AVG	52	40	25/29.4 (MCS11)	13.98	23.60	-9.62	1.20	15.18	29.60	-14.42
	5580	116	AVG	52	37	25/29.4 (MCS11)	13.63	23.60	-9.97	1.20	14.83	29.60	-14.77
AVG			52	39	25/29.4 (MCS11)	13.98	23.60	-9.61	1.20	15.18	29.60	-14.41	
AVG			52	40	25/29.4 (MCS11)	13.68	23.60	-9.91	1.20	14.88	29.60	-14.71	
5720	144	AVG	52	37	25/29.4 (MCS11)	13.74	23.60	-9.86	1.20	14.94	29.60	-14.66	
		AVG	52	39	25/29.4 (MCS11)	13.98	23.60	-9.62	1.20	15.18	29.60	-14.42	
		AVG	52	40	25/29.4 (MCS11)	13.87	23.60	-9.72	1.20	15.07	29.60	-14.52	

Table 7-57. ISED Antenna WF8 20MHz BW (UNII) Maximum Conducted Output Power and Max EIRP (RU52)

5GHz (40MHz Bandwidth)	Freq [MHz]	Channel	Detector	RU Size	RU Index	Data Rate [Mbps]	Conducted Power [dBm]	Conducted Power Limit [dBm]	Conducted Power Margin [dB]	Ant. Gain [dBi]	Max e.i.r.p. [dBm]	Max e.i.r.p. Limit [dBm]	e.i.r.p. Margin [dB]
	5270	54	AVG	52	37	25/29.4 (MCS11)	13.76	23.60	-9.84	0.70	14.46	29.60	-15.14
			AVG	52	40	25/29.4 (MCS11)	13.96	23.60	-9.65	0.70	14.66	29.60	-14.95
			AVG	52	44	25/29.4 (MCS11)	13.97	23.60	-9.64	0.70	14.67	29.60	-14.94
	5310	62	AVG	52	37	25/29.4 (MCS11)	13.96	23.60	-9.65	0.70	14.66	29.60	-14.95
			AVG	52	40	25/29.4 (MCS11)	13.92	23.60	-9.68	0.70	14.62	29.60	-14.98
			AVG	52	44	25/29.4 (MCS11)	13.97	23.60	-9.63	0.70	14.67	29.60	-14.93
	5510	102	AVG	52	37	25/29.4 (MCS11)	12.44	23.60	-11.15	1.20	13.64	29.60	-15.95
			AVG	52	40	25/29.4 (MCS11)	12.27	23.60	-11.32	1.20	13.47	29.60	-16.12
			AVG	52	44	25/29.4 (MCS11)	12.45	23.60	-11.14	1.20	13.65	29.60	-15.94
	5550	110	AVG	52	37	25/29.4 (MCS11)	13.74	23.60	-9.86	1.20	14.94	29.60	-14.66
			AVG	52	40	25/29.4 (MCS11)	13.90	23.60	-9.70	1.20	15.10	29.60	-14.50
			AVG	52	44	25/29.4 (MCS11)	13.71	23.60	-9.89	1.20	14.91	29.60	-14.69
	5710	142	AVG	52	37	25/29.4 (MCS11)	13.70	23.60	-9.89	1.20	14.90	29.60	-14.69
AVG			52	40	25/29.4 (MCS11)	13.96	23.60	-9.63	1.20	15.16	29.60	-14.43	
AVG			52	44	25/29.4 (MCS11)	14.00	23.60	-9.60	1.20	15.20	29.60	-14.40	

Table 7-58. ISED Antenna WF8 40MHz BW (UNII) Maximum Conducted Output Power and Max EIRP (RU52)

5GHz (80MHz Bandwidth)	Freq [MHz]	Channel	Detector	RU Size	RU Index	Data Rate [Mbps]	Conducted Power [dBm]	Conducted Power Limit [dBm]	Conducted Power Margin [dB]	Ant. Gain [dBi]	Max e.i.r.p. [dBm]	Max e.i.r.p. Limit [dBm]	e.i.r.p. Margin [dB]
	5290	58	AVG	52	37	25/29.4 (MCS11)	13.46	23.60	-10.15	0.70	14.16	29.60	-15.45
			AVG	52	44	25/29.4 (MCS11)	13.38	23.60	-10.23	0.70	14.08	29.60	-15.53
			AVG	52	52	25/29.4 (MCS11)	13.27	23.60	-10.33	0.70	13.97	29.60	-15.63
	5530	106	AVG	52	37	25/29.4 (MCS11)	11.92	23.60	-11.68	1.20	13.12	29.60	-16.48
			AVG	52	44	25/29.4 (MCS11)	11.97	23.60	-11.63	1.20	13.17	29.60	-16.43
			AVG	52	52	25/29.4 (MCS11)	11.87	23.60	-11.73	1.20	13.07	29.60	-16.53
	5690	138	AVG	52	37	25/29.4 (MCS11)	13.55	23.60	-10.05	1.20	14.75	29.60	-14.85
			AVG	52	44	25/29.4 (MCS11)	13.85	23.60	-9.74	1.20	15.05	29.60	-14.54
			AVG	52	52	25/29.4 (MCS11)	13.62	23.60	-9.98	1.20	14.82	29.60	-14.78

Table 7-59. ISED Antenna WF8 80MHz BW (UNII) Maximum Conducted Output Power and Max EIRP (RU52)

5GHz (160MHz Bandwidth)	Freq [MHz]	Channel	Detector	RU Size	RU Index	Data Rate [Mbps]	Conducted Power [dBm]	Conducted Power Limit [dBm]	Conducted Power Margin [dB]	Ant. Gain [dBi]	Max e.i.r.p. [dBm]	Max e.i.r.p. Limit [dBm]	e.i.r.p. Margin [dB]
	5250	50 (L)	AVG	52	37	25/29.4 (MCS11)	11.49	-	-	1.70	13.19	22.56	-9.37
			AVG	52	52	25/29.4 (MCS11)	11.45	-	-	1.70	13.15	22.56	-9.41
AVG			52	52	25/29.4 (MCS11)	11.49	-	-	0.70	12.19	22.56	-10.37	

Table 7-60. ISED Antenna WF8 160MHz BW (UNII) Maximum Conducted Output Power and Max EIRP (RU52)

FCC ID: BCGA2836 IC: 579C-A2836		MEASUREMENT REPORT (CERTIFICATION)	Approved by: Technical Manager
Test Report S/N: 1C2311270067-12.BCG	Test Dates: 1/8/2024 - 3/18/2024	EUT Type: Tablet Device	Page 78 of 455

FCC Antenna WF8 Conducted Output Power Measurements (Highest Power Among Partially-Loaded RU's)

5GHz (20MHz Bandwidth)	Freq [MHz]	Channel	Detector	RU Size	RU Index	Data Rate [Mbps]	Conducted Power [dBm]	Conducted Power Limit [dBm]	Conducted Power Margin [dB]
	5180	36	AVG	106	53	53.1/62.5 (MCS11)	15.99	23.98	-7.99
			AVG	106	54	53.1/62.5 (MCS11)	15.80	23.98	-8.18
	5200	40	AVG	106	53	53.1/62.5 (MCS11)	16.85	23.98	-7.13
			AVG	106	54	53.1/62.5 (MCS11)	16.92	23.98	-7.06
	5240	48	AVG	106	53	53.1/62.5 (MCS11)	17.00	23.98	-6.98
			AVG	106	54	53.1/62.5 (MCS11)	16.98	23.98	-7.00
	5260	52	AVG	106	53	53.1/62.5 (MCS11)	16.89	23.60	-6.71
			AVG	106	54	53.1/62.5 (MCS11)	16.85	23.60	-6.76
	5300	60	AVG	106	53	53.1/62.5 (MCS11)	16.97	23.60	-6.64
			AVG	106	54	53.1/62.5 (MCS11)	16.97	23.60	-6.64
	5320	64	AVG	106	53	53.1/62.5 (MCS11)	16.40	23.60	-7.20
			AVG	106	54	53.1/62.5 (MCS11)	16.47	23.60	-7.13
	5500	100	AVG	106	53	53.1/62.5 (MCS11)	14.75	23.60	-8.85
			AVG	106	54	53.1/62.5 (MCS11)	14.67	23.60	-8.92
	5520	104	AVG	106	53	53.1/62.5 (MCS11)	16.90	23.60	-6.70
			AVG	106	54	53.1/62.5 (MCS11)	16.94	23.60	-6.66
	5580	116	AVG	106	53	53.1/62.5 (MCS11)	16.98	23.60	-6.62
			AVG	106	54	53.1/62.5 (MCS11)	16.75	23.60	-6.85
	5680	136	AVG	106	53	53.1/62.5 (MCS11)	16.81	23.60	-6.79
AVG			106	54	53.1/62.5 (MCS11)	16.88	23.60	-6.72	
5700	140	AVG	106	53	53.1/62.5 (MCS11)	13.92	23.60	-9.68	
		AVG	106	54	53.1/62.5 (MCS11)	13.76	23.60	-9.84	
5720	144	AVG	106	53	53.1/62.5 (MCS11)	16.75	23.60	-6.85	
		AVG	106	54	53.1/62.5 (MCS11)	16.99	23.60	-6.61	
5745	149	AVG	106	53	53.1/62.5 (MCS11)	16.72	30.00	-13.28	
		AVG	106	54	53.1/62.5 (MCS11)	16.92	30.00	-13.08	
5785	157	AVG	106	53	53.1/62.5 (MCS11)	16.51	30.00	-13.49	
		AVG	106	54	53.1/62.5 (MCS11)	16.66	30.00	-13.34	
5825	165	AVG	106	53	53.1/62.5 (MCS11)	16.75	30.00	-13.25	
		AVG	106	54	53.1/62.5 (MCS11)	16.95	30.00	-13.05	

Table 7-61. FCC Antenna WF8 20MHz BW (UNII) Maximum Conducted Output Power (Highest Power Among Partially-Loaded RU's)

FCC ID: BCGA2836 IC: 579C-A2836		MEASUREMENT REPORT (CERTIFICATION)	Approved by: Technical Manager
Test Report S/N: 1C2311270067-12.BCG	Test Dates: 1/8/2024 - 3/18/2024	EUT Type: Tablet Device	Page 79 of 455

5GHz (40MHz Bandwidth)	Freq [MHz]	Channel	Detector	RU Size	RU Index	Data Rate [Mbps]	Conducted Power [dBm]	Conducted Power Limit [dBm]	Conducted Power Margin [dB]
	5190	38	AVG	242	61	121.9/143.4 (MCS11)	13.55	23.98	-10.43
			AVG	242	62	121.9/143.4 (MCS11)	13.52	23.98	-10.46
	5230	46	AVG	242	61	121.9/143.4 (MCS11)	19.28	23.98	-4.70
			AVG	242	62	121.9/143.4 (MCS11)	19.46	23.98	-4.52
	5270	54	AVG	242	61	121.9/143.4 (MCS11)	19.67	23.60	-3.93
			AVG	242	62	121.9/143.4 (MCS11)	19.69	23.60	-3.91
	5310	62	AVG	242	61	121.9/143.4 (MCS11)	14.50	23.60	-9.10
			AVG	242	62	121.9/143.4 (MCS11)	14.29	23.60	-9.31
	5510	102	AVG	242	61	121.9/143.4 (MCS11)	12.45	23.60	-11.15
			AVG	242	62	121.9/143.4 (MCS11)	12.49	23.60	-11.11
	5550	110	AVG	242	61	121.9/143.4 (MCS11)	17.89	23.60	-5.71
			AVG	242	62	121.9/143.4 (MCS11)	17.94	23.60	-5.66
	5590	118	AVG	242	61	121.9/143.4 (MCS11)	19.49	23.60	-4.11
AVG			242	62	121.9/143.4 (MCS11)	19.56	23.60	-4.04	
5630	126	AVG	242	61	121.9/143.4 (MCS11)	19.49	23.60	-4.11	
		AVG	242	62	121.9/143.4 (MCS11)	19.54	23.60	-4.06	
5670	134	AVG	242	61	121.9/143.4 (MCS11)	15.45	23.60	-8.14	
		AVG	242	62	121.9/143.4 (MCS11)	15.34	23.60	-8.26	
5710	142	AVG	106	53	53.1/62.5 (MCS11)	16.97	23.60	-6.63	
		AVG	106	54	53.1/62.5 (MCS11)	16.95	23.60	-6.64	
		AVG	106	56	53.1/62.5 (MCS11)	16.98	23.60	-6.62	
5755	151	AVG	242	61	121.9/143.4 (MCS11)	18.92	30.00	-11.08	
		AVG	242	62	121.9/143.4 (MCS11)	18.80	30.00	-11.20	
5795	159	AVG	242	61	121.9/143.4 (MCS11)	19.29	30.00	-10.72	
		AVG	242	62	121.9/143.4 (MCS11)	19.33	30.00	-10.67	

Table 7-62. FCC Antenna WF8 40MHz BW (UNII) Maximum Conducted Output Power (Highest Power Among Partially-Loaded RU's)

5GHz (80MHz Bandwidth)	Freq [MHz]	Channel	Detector	RU Size	RU Index	Data Rate [Mbps]	Conducted Power [dBm]	Conducted Power Limit [dBm]	Conducted Power Margin [dB]
	5210	42	AVG	484	65	243.8/286.8 (MCS11)	12.42	23.98	-11.56
			AVG	484	66	243.8/286.8 (MCS11)	12.45	23.98	-11.53
	5290	58	AVG	484	65	243.8/286.8 (MCS11)	13.37	23.60	-10.23
			AVG	484	66	243.8/286.8 (MCS11)	13.40	23.60	-10.20
	5530	106	AVG	484	65	243.8/286.8 (MCS11)	11.89	23.60	-11.71
			AVG	484	66	243.8/286.8 (MCS11)	11.78	23.60	-11.81
	5610	122	AVG	484	65	243.8/286.8 (MCS11)	16.22	23.60	-7.38
			AVG	484	66	243.8/286.8 (MCS11)	16.29	23.60	-7.31
	5690	138	AVG	106	53	53.1/62.5 (MCS11)	16.74	23.60	-6.86
			AVG	106	56	53.1/62.5 (MCS11)	16.90	23.60	-6.69
			AVG	106	60	53.1/62.5 (MCS11)	16.79	23.60	-6.80
	5775	155	AVG	484	65	243.8/286.8 (MCS11)	16.59	30.00	-13.41
			AVG	484	66	243.8/286.8 (MCS11)	16.75	30.00	-13.25

Table 7-63. FCC Antenna WF8 80MHz BW (UNII) Maximum Conducted Output Power (Highest Power Among Partially-Loaded RU's)

FCC ID: BCGA2836 IC: 579C-A2836		MEASUREMENT REPORT (CERTIFICATION)	Approved by: Technical Manager
Test Report S/N: 1C2311270067-12.BCG	Test Dates: 1/8/2024 - 3/18/2024	EUT Type: Tablet Device	Page 80 of 455

5GHz (160MHz Bandwidth)	Freq [MHz]	Channel	Detector	RU Size	RU Index	Data Rate [Mbps]	Conducted Power [dBm]	Conducted Power Limit [dBm]	Conducted Power Margin [dB]
	5250	50 (L)	AVG	996	67	510.4/600.5 (MCS11)	11.29	23.98	-12.69
	5250	50 (U)	AVG	996	67	510.4/600.5 (MCS11)	11.48	23.98	-12.50
	5570	114 (L)	AVG	996	67	510.4/600.5 (MCS11)	9.83	30.00	-20.17
	5570	114 (U)	AVG	996	67	510.4/600.5 (MCS11)	9.89	30.00	-20.11

Table 7-64. FCC Antenna WF8 160MHz BW (UNII) Maximum Conducted Output Power (Highest Power Among Partially-Loaded RU's)

FCC ID: BCGA2836 IC: 579C-A2836		MEASUREMENT REPORT (CERTIFICATION)	Approved by: Technical Manager
Test Report S/N: 1C2311270067-12.BCG	Test Dates: 1/8/2024 - 3/18/2024	EUT Type: Tablet Device	Page 81 of 455

ISED Antenna WF8 Conducted Output Power Measurements (Highest Power Among Partially-Loaded RU's)

5GHz (20MHz Bandwidth)	Freq [MHz]	Channel	Detector	RU Size	RU Index	Data Rate [Mbps]	Conducted Power [dBm]	Conducted Power Limit [dBm]	Conducted Power Margin [dB]	Ant. Gain [dBi]	Max e.i.r.p. [dBm]	Max e.i.r.p. Limit [dBm]	e.i.r.p. Margin [dB]
	5180	36	AVG	106	53	53.1/62.5 (MCS11)	14.75	-	-	1.70	16.45	22.56	-6.11
			AVG	106	54	53.1/62.5 (MCS11)	14.72	-	-	1.70	16.42	22.56	-6.14
	5200	40	AVG	106	53	53.1/62.5 (MCS11)	14.67	-	-	1.70	16.37	22.56	-6.19
			AVG	106	54	53.1/62.5 (MCS11)	14.42	-	-	1.70	16.12	22.56	-6.44
	5240	48	AVG	106	53	53.1/62.5 (MCS11)	14.65	-	-	1.70	16.35	22.56	-6.21
			AVG	106	54	53.1/62.5 (MCS11)	14.70	-	-	1.70	16.40	22.56	-6.16
	5260	52	AVG	106	53	53.1/62.5 (MCS11)	16.89	23.60	-6.71	0.70	17.59	29.60	-12.01
			AVG	106	54	53.1/62.5 (MCS11)	16.85	23.60	-6.76	0.70	17.55	29.60	-12.06
			AVG	106	53	53.1/62.5 (MCS11)	16.97	23.60	-6.64	0.70	17.67	29.60	-11.94
	5300	60	AVG	106	54	53.1/62.5 (MCS11)	16.97	23.60	-6.64	0.70	17.67	29.60	-11.94
			AVG	106	53	53.1/62.5 (MCS11)	16.40	23.60	-7.20	0.70	17.10	29.60	-12.50
	5320	64	AVG	106	54	53.1/62.5 (MCS11)	16.47	23.60	-7.13	0.70	17.17	29.60	-12.43
	5500	100	AVG	106	53	53.1/62.5 (MCS11)	14.75	23.60	-8.85	1.20	15.95	29.60	-13.65
			AVG	106	54	53.1/62.5 (MCS11)	14.67	23.60	-8.92	1.20	15.87	29.60	-13.72
	5520	104	AVG	106	53	53.1/62.5 (MCS11)	16.90	23.60	-6.70	1.20	18.10	29.60	-11.50
		AVG	106	54	53.1/62.5 (MCS11)	16.94	23.60	-6.66	1.20	18.14	29.60	-11.46	
5580	116	AVG	106	53	53.1/62.5 (MCS11)	16.98	23.60	-6.62	1.20	18.18	29.60	-11.42	
		AVG	106	54	53.1/62.5 (MCS11)	16.75	23.60	-6.85	1.20	17.95	29.60	-11.65	
5680	136	AVG	106	53	53.1/62.5 (MCS11)	16.81	23.60	-6.79	1.20	18.01	29.60	-11.59	
		AVG	106	54	53.1/62.5 (MCS11)	16.88	23.60	-6.72	1.20	18.08	29.60	-11.52	
5700	140	AVG	106	53	53.1/62.5 (MCS11)	13.92	23.60	-9.68	1.20	15.12	29.60	-14.48	
		AVG	106	54	53.1/62.5 (MCS11)	13.76	23.60	-9.84	1.20	14.96	29.60	-14.64	
5720	144	AVG	106	53	53.1/62.5 (MCS11)	16.75	23.60	-6.85	1.20	17.95	29.60	-11.65	
		AVG	106	54	53.1/62.5 (MCS11)	16.99	23.60	-6.61	1.20	18.19	29.60	-11.41	
5745	149	AVG	106	53	53.1/62.5 (MCS11)	16.72	30.00	-13.28	0.80	17.52	-	-	
		AVG	106	54	53.1/62.5 (MCS11)	16.92	30.00	-13.08	0.80	17.72	-	-	
5785	157	AVG	106	53	53.1/62.5 (MCS11)	16.51	30.00	-13.49	0.80	17.31	-	-	
		AVG	106	54	53.1/62.5 (MCS11)	16.66	30.00	-13.34	0.80	17.46	-	-	
5825	165	AVG	106	53	53.1/62.5 (MCS11)	16.75	30.00	-13.25	0.80	17.55	-	-	
		AVG	106	54	53.1/62.5 (MCS11)	16.95	30.00	-13.05	0.80	17.75	-	-	

Table 7-65. ISED Antenna WF8 20MHz BW (UNII) Maximum Conducted Output Power and Max EIRP (Highest Power Among Partially-Loaded RU's)

5GHz (40MHz Bandwidth)	Freq [MHz]	Channel	Detector	RU Size	RU Index	Data Rate [Mbps]	Conducted Power [dBm]	Conducted Power Limit [dBm]	Conducted Power Margin [dB]	Ant. Gain [dBi]	Max e.i.r.p. [dBm]	Max e.i.r.p. Limit [dBm]	e.i.r.p. Margin [dB]
	5190	38	AVG	242	61	121.9/143.4 (MCS11)	13.71	-	-	1.70	15.41	22.56	-7.15
			AVG	242	62	121.9/143.4 (MCS11)	13.67	-	-	1.70	15.37	22.56	-7.19
	5230	46	AVG	242	61	121.9/143.4 (MCS11)	16.70	-	-	1.70	18.40	22.56	-4.16
			AVG	242	62	121.9/143.4 (MCS11)	16.74	-	-	1.70	18.44	22.56	-4.12
	5270	54	AVG	242	61	121.9/143.4 (MCS11)	19.67	23.60	-3.93	0.70	20.37	29.60	-9.23
			AVG	242	62	121.9/143.4 (MCS11)	19.69	23.60	-3.91	0.70	20.39	29.60	-9.21
	5310	62	AVG	242	61	121.9/143.4 (MCS11)	14.50	23.60	-9.10	0.70	15.20	29.60	-14.40
			AVG	242	62	121.9/143.4 (MCS11)	14.29	23.60	-9.31	0.70	14.99	29.60	-14.61
	5510	102	AVG	242	61	121.9/143.4 (MCS11)	12.45	23.60	-11.15	1.20	13.65	29.60	-15.95
			AVG	242	62	121.9/143.4 (MCS11)	12.49	23.60	-11.11	1.20	13.69	29.60	-15.91
	5550	110	AVG	242	61	121.9/143.4 (MCS11)	17.89	23.60	-5.71	1.20	19.09	29.60	-10.51
			AVG	242	62	121.9/143.4 (MCS11)	17.94	23.60	-5.66	1.20	19.14	29.60	-10.46
	5670	134	AVG	242	61	121.9/143.4 (MCS11)	15.45	23.60	-8.14	1.20	16.65	29.60	-12.94
			AVG	242	62	121.9/143.4 (MCS11)	15.34	23.60	-8.26	1.20	16.54	29.60	-13.06
	5710	142	AVG	106	53	53.1/62.5 (MCS11)	16.97	23.60	-6.63	1.20	18.17	29.60	-11.43
		AVG	106	54	53.1/62.5 (MCS11)	16.95	23.60	-6.64	1.20	18.15	29.60	-11.44	
		AVG	106	56	53.1/62.5 (MCS11)	16.98	23.60	-6.62	1.20	18.18	29.60	-11.42	
5755	151	AVG	242	61	121.9/143.4 (MCS11)	18.92	30.00	-11.08	0.80	19.72	-	-	
		AVG	242	62	121.9/143.4 (MCS11)	18.80	30.00	-11.20	0.80	19.60	-	-	
5795	159	AVG	242	61	121.9/143.4 (MCS11)	19.29	30.00	-10.72	0.80	20.09	-	-	
		AVG	242	62	121.9/143.4 (MCS11)	19.33	30.00	-10.67	0.80	20.13	-	-	

Table 7-66. ISED Antenna WF8 40MHz BW (UNII) Maximum Conducted Output Power and Max EIRP (Highest Power Among Partially-Loaded RU's)

FCC ID: BCGA2836 IC: 579C-A2836		MEASUREMENT REPORT (CERTIFICATION)	Approved by: Technical Manager
Test Report S/N: 1C2311270067-12.BCG	Test Dates: 1/8/2024 - 3/18/2024	EUT Type: Tablet Device	Page 82 of 455

5GHz (80MHz Bandwidth)	Freq [MHz]	Channel	Detector	RU Size	RU Index	Data Rate [Mbps]	Conducted Power [dBm]	Conducted Power Limit [dBm]	Conducted Power Margin [dB]	Ant. Gain [dBi]	Max e.i.r.p. [dBm]	Max e.i.r.p. Limit [dBm]	e.i.r.p. Margin [dB]
	5210	42	AVG	484	65	243.8/286.8 (MCS11)	12.37	-	-	1.70	14.07	22.56	-8.49
			AVG	484	66	243.8/286.8 (MCS11)	12.41	-	-	1.70	14.11	22.56	-8.45
	5290	58	AVG	484	65	243.8/286.8 (MCS11)	13.37	23.60	-10.23	0.70	14.07	29.60	-15.53
			AVG	484	66	243.8/286.8 (MCS11)	13.40	23.60	-10.20	0.70	14.10	29.60	-15.50
	5530	106	AVG	484	65	243.8/286.8 (MCS11)	11.89	23.60	-11.71	1.20	13.09	29.60	-16.51
			AVG	484	66	243.8/286.8 (MCS11)	11.78	23.60	-11.81	1.20	12.98	29.60	-16.61
	5690	138	AVG	106	53	53.1/62.5 (MCS11)	16.74	23.60	-6.86	1.20	17.94	29.60	-11.66
			AVG	106	56	53.1/62.5 (MCS11)	16.90	23.60	-6.69	1.20	18.10	29.60	-11.49
			AVG	106	60	53.1/62.5 (MCS11)	16.79	23.60	-6.80	1.20	17.99	29.60	-11.60
	5775	155	AVG	484	65	243.8/286.8 (MCS11)	16.59	30.00	-13.41	0.80	17.39	-	-
			AVG	484	66	243.8/286.8 (MCS11)	16.75	30.00	-13.25	0.80	17.55	-	-

Table 7-67. ISED Antenna WF8 80MHz BW (UNII) Maximum Conducted Output Power and Max EIRP (Highest Power Among Partially-Loaded RU's)

5GHz (160MHz Bandwidth)	Freq [MHz]	Channel	Detector	RU Size	RU Index	Data Rate [Mbps]	Conducted Power [dBm]	Conducted Power Limit [dBm]	Conducted Power Margin [dB]	Ant. Gain [dBi]	Max e.i.r.p. [dBm]	Max e.i.r.p. Limit [dBm]	e.i.r.p. Margin [dB]
	5250	50 (L)	AVG	996	67	510.4/600.5 (MCS11)	11.26	-	-	1.70	12.96	22.56	-9.60
	5250	50 (U)	AVG	996	67	510.4/600.5 (MCS11)	11.48	-	-	0.70	12.18	22.56	-10.38

Table 7-68. ISED Antenna WF8 160MHz BW (UNII) Maximum Conducted Output Power and Max EIRP (Highest Power Among Partially-Loaded RU's)

FCC ID: BCGA2836 IC: 579C-A2836		MEASUREMENT REPORT (CERTIFICATION)	Approved by: Technical Manager
Test Report S/N: 1C2311270067-12.BCG	Test Dates: 1/8/2024 - 3/18/2024	EUT Type: Tablet Device	Page 83 of 455

FCC Antenna WF8 Conducted Output Power Measurements (Fully-loaded RU)

5GHz (20MHz Bandwidth)	Freq [MHz]	Channel	Detector	RU Size	RU Index	Data Rate [Mbps]	Conducted Power [dBm]	Conducted Power Limit [dBm]	Conducted Power Margin [dB]
	5180	36	AVG	242	61	121.9/143.4 (MCS11)	15.98	23.98	-8.00
	5200	40	AVG	242	61	121.9/143.4 (MCS11)	19.84	23.98	-4.14
	5240	48	AVG	242	61	121.9/143.4 (MCS11)	19.95	23.98	-4.03
	5260	52	AVG	242	61	121.9/143.4 (MCS11)	19.97	23.60	-3.63
	5300	60	AVG	242	61	121.9/143.4 (MCS11)	19.91	23.60	-3.69
	5320	64	AVG	242	61	121.9/143.4 (MCS11)	16.27	23.60	-7.33
	5500	100	AVG	242	61	121.9/143.4 (MCS11)	14.70	23.60	-8.90
	5520	104	AVG	242	61	121.9/143.4 (MCS11)	17.95	23.60	-5.65
	5540	108	AVG	242	61	121.9/143.4 (MCS11)	19.85	23.60	-3.74
	5580	116	AVG	242	61	121.9/143.4 (MCS11)	19.94	23.60	-3.66
	5660	132	AVG	242	61	121.9/143.4 (MCS11)	19.91	23.60	-3.69
	5680	136	AVG	242	61	121.9/143.4 (MCS11)	17.94	23.60	-5.66
	5700	140	AVG	242	61	121.9/143.4 (MCS11)	13.91	23.60	-9.69
	5720	144	AVG	242	61	121.9/143.4 (MCS11)	19.80	23.60	-3.80
	5745	149	AVG	242	61	121.9/143.4 (MCS11)	19.95	30.00	-10.05
5785	157	AVG	242	61	121.9/143.4 (MCS11)	19.98	30.00	-10.02	
5825	165	AVG	242	61	121.9/143.4 (MCS11)	19.85	30.00	-10.15	

Table 7-69. FCC Antenna WF8 20MHz BW (UNII) Maximum Conducted Output Power (Fully-loaded RU)

5GHz (40MHz Bandwidth)	Freq [MHz]	Channel	Detector	RU Size	RU Index	Data Rate [Mbps]	Conducted Power [dBm]	Conducted Power Limit [dBm]	Conducted Power Margin [dB]
	5190	38	AVG	484	65	243.8/286.8 (MCS11)	13.71	23.98	-10.27
	5230	46	AVG	484	65	243.8/286.8 (MCS11)	19.42	23.98	-4.56
	5270	54	AVG	484	65	243.8/286.8 (MCS11)	19.96	23.60	-3.64
	5310	62	AVG	484	65	243.8/286.8 (MCS11)	14.30	23.60	-9.30
	5510	102	AVG	484	65	243.8/286.8 (MCS11)	12.41	23.60	-11.19
	5550	110	AVG	484	65	243.8/286.8 (MCS11)	17.93	23.60	-5.67
	5590	118	AVG	484	65	243.8/286.8 (MCS11)	19.97	23.60	-3.63
	5630	126	AVG	484	65	243.8/286.8 (MCS11)	19.76	23.60	-3.84
	5670	134	AVG	484	65	243.8/286.8 (MCS11)	15.43	23.60	-8.17
	5710	142	AVG	484	65	243.8/286.8 (MCS11)	19.95	23.60	-3.65
	5755	151	AVG	484	65	243.8/286.8 (MCS11)	18.78	30.00	-11.23
	5795	159	AVG	484	65	243.8/286.8 (MCS11)	19.88	30.00	-10.12

Table 7-70. FCC Antenna WF8 40MHz BW (UNII) Maximum Conducted Output Power (Fully-loaded RU)

5GHz (80MHz Bandwidth)	Freq [MHz]	Channel	Detector	RU Size	RU Index	Data Rate [Mbps]	Conducted Power [dBm]	Conducted Power Limit [dBm]	Conducted Power Margin [dB]
	5210	42	AVG	996	67	510.4/600.5 (MCS11)	12.41	23.98	-11.57
	5290	58	AVG	996	67	510.4/600.5 (MCS11)	13.39	23.60	-10.21
	5530	106	AVG	996	67	510.4/600.5 (MCS11)	11.76	23.60	-11.84
	5610	122	AVG	996	67	510.4/600.5 (MCS11)	16.40	23.60	-7.20
	5690	138	AVG	996	67	510.4/600.5 (MCS11)	19.58	23.60	-4.02
5775	155	AVG	996	67	510.4/600.5 (MCS11)	16.72	30.00	-13.28	

Table 7-71. FCC Antenna WF8 80MHz BW (UNII) Maximum Conducted Output Power (Fully-loaded RU)

FCC ID: BCGA2836 IC: 579C-A2836		MEASUREMENT REPORT (CERTIFICATION)	Approved by: Technical Manager
Test Report S/N: 1C2311270067-12.BCG	Test Dates: 1/8/2024 - 3/18/2024	EUT Type: Tablet Device	Page 84 of 455

5GHz (160MHz Bandwidth)	Freq [MHz]	Channel	Detector	RU Size	RU Index	Data Rate [Mbps]	Conducted Power [dBm]	Conducted Power Limit [dBm]	Conducted Power Margin [dB]
	5250	50	AVG	996x2	68	1020.8/1201 (MCS11)	11.48	23.98	-12.50
	5570	114	AVG	996x2	68	1020.8/1201 (MCS11)	9.89	30.00	-20.11

Table 7-72. FCC Antenna WF8 160MHz BW (UNII) Maximum Conducted Output Power (Fully-loaded RU)

FCC ID: BCGA2836 IC: 579C-A2836		MEASUREMENT REPORT (CERTIFICATION)	Approved by: Technical Manager
Test Report S/N: 1C2311270067-12.BCG	Test Dates: 1/8/2024 - 3/18/2024	EUT Type: Tablet Device	Page 85 of 455

ISED Antenna WF8 Conducted Output Power Measurements (Fully-loaded RU)

5GHz (20MHz Bandwidth)	Freq [MHz]	Channel	Detector	RU Size	RU Index	Data Rate [Mbps]	Conducted Power [dBm]	Conducted Power Limit [dBm]	Conducted Power Margin [dB]	Ant. Gain [dBi]	Max e.i.r.p. [dBm]	Max e.i.r.p. Limit [dBm]	e.i.r.p. Margin [dB]
	5180	36	AVG	242	61	121.9/143.4 (MCS11)	15.88	-	-	1.70	17.58	22.56	-4.98
	5200	40	AVG	242	61	121.9/143.4 (MCS11)	16.69	-	-	1.70	18.39	22.56	-4.17
	5240	48	AVG	242	61	121.9/143.4 (MCS11)	16.71	-	-	1.70	18.41	22.56	-4.15
	5260	52	AVG	242	61	121.9/143.4 (MCS11)	19.97	23.60	-3.63	0.70	20.67	29.60	-8.93
	5300	60	AVG	242	61	121.9/143.4 (MCS11)	19.91	23.60	-3.69	0.70	20.61	29.60	-8.99
	5320	64	AVG	242	61	121.9/143.4 (MCS11)	16.27	23.60	-7.33	0.70	16.97	29.60	-12.63
	5500	100	AVG	242	61	121.9/143.4 (MCS11)	14.70	23.60	-8.90	1.20	15.90	29.60	-13.70
	5520	104	AVG	242	61	121.9/143.4 (MCS11)	17.95	23.60	-5.65	1.20	19.15	29.60	-10.45
	5540	108	AVG	242	61	121.9/143.4 (MCS11)	19.85	23.60	-3.74	1.20	21.05	29.60	-8.54
	5580	116	AVG	242	61	121.9/143.4 (MCS11)	19.94	23.60	-3.66	1.20	21.14	29.60	-8.46
	5660	132	AVG	242	61	121.9/143.4 (MCS11)	19.91	23.60	-3.69	1.20	21.11	29.60	-8.49
	5680	136	AVG	242	61	121.9/143.4 (MCS11)	17.94	23.60	-5.66	1.20	19.14	29.60	-10.46
	5700	140	AVG	242	61	121.9/143.4 (MCS11)	13.91	23.60	-9.69	1.20	15.11	29.60	-14.49
5720	144	AVG	242	61	121.9/143.4 (MCS11)	19.80	23.60	-3.80	1.20	21.00	29.60	-8.60	
5745	149	AVG	242	61	121.9/143.4 (MCS11)	19.95	30.00	-10.05	0.80	20.75	-	-	
5785	157	AVG	242	61	121.9/143.4 (MCS11)	19.98	30.00	-10.02	0.80	20.78	-	-	
5825	165	AVG	242	61	121.9/143.4 (MCS11)	19.85	30.00	-10.15	0.80	20.65	-	-	

Table 7-73. ISED Antenna WF8 20MHz BW (UNII) Maximum Conducted Output Power and Max EIRP (Fully-loaded RU)

5GHz (40MHz Bandwidth)	Freq [MHz]	Channel	Detector	RU Size	RU Index	Data Rate [Mbps]	Conducted Power [dBm]	Conducted Power Limit [dBm]	Conducted Power Margin [dB]	Ant. Gain [dBi]	Max e.i.r.p. [dBm]	Max e.i.r.p. Limit [dBm]	e.i.r.p. Margin [dB]
	5190	38	AVG	484	65	243.8/286.8 (MCS11)	13.75	-	-	1.70	15.45	22.56	-7.11
	5230	46	AVG	484	65	243.8/286.8 (MCS11)	19.13	-	-	1.70	20.83	22.56	-1.73
	5270	54	AVG	484	65	243.8/286.8 (MCS11)	19.96	23.60	-3.64	0.70	20.66	29.60	-8.94
	5310	62	AVG	484	65	243.8/286.8 (MCS11)	14.30	23.60	-9.30	0.70	15.00	29.60	-14.60
	5510	102	AVG	484	65	243.8/286.8 (MCS11)	12.41	23.60	-11.19	1.20	13.61	29.60	-15.99
	5550	110	AVG	484	65	243.8/286.8 (MCS11)	17.93	23.60	-5.67	1.20	19.13	29.60	-10.47
	5670	134	AVG	484	65	243.8/286.8 (MCS11)	15.43	23.60	-8.17	1.20	16.63	29.60	-12.97
	5710	142	AVG	484	65	243.8/286.8 (MCS11)	19.95	23.60	-3.65	1.20	21.15	29.60	-8.45
	5755	151	AVG	484	65	243.8/286.8 (MCS11)	18.78	30.00	-11.23	0.80	19.58	-	-
	5795	159	AVG	484	65	243.8/286.8 (MCS11)	19.88	30.00	-10.12	0.80	20.68	-	-

Table 7-74. ISED Antenna WF8 40MHz BW (UNII) Maximum Conducted Output Power and Max EIRP (Fully-loaded RU)

5GHz (80MHz Bandwidth)	Freq [MHz]	Channel	Detector	RU Size	RU Index	Data Rate [Mbps]	Conducted Power [dBm]	Conducted Power Limit [dBm]	Conducted Power Margin [dB]	Ant. Gain [dBi]	Max e.i.r.p. [dBm]	Max e.i.r.p. Limit [dBm]	e.i.r.p. Margin [dB]
	5210	42	AVG	996	67	510.4/600.5 (MCS11)	12.34	-	-	1.70	14.04	22.56	-8.52
	5290	58	AVG	996	67	510.4/600.5 (MCS11)	13.39	23.60	-10.21	0.70	14.09	29.60	-15.51
	5530	106	AVG	996	67	510.4/600.5 (MCS11)	11.76	23.60	-11.84	1.20	12.96	29.60	-16.64
	5690	138	AVG	996	67	510.4/600.5 (MCS11)	19.58	23.60	-4.02	1.20	20.78	29.60	-8.82
	5775	155	AVG	996	67	510.4/600.5 (MCS11)	16.72	30.00	-13.28	0.80	17.52	-	-

Table 7-75. ISED Antenna WF8 80MHz BW (UNII) Maximum Conducted Output Power and Max EIRP (Fully-loaded RU)

5GHz (160MHz Bandwidth)	Freq [MHz]	Channel	Detector	RU Size	RU Index	Data Rate [Mbps]	Conducted Power [dBm]	Conducted Power Limit [dBm]	Conducted Power Margin [dB]	Ant. Gain [dBi]	Max e.i.r.p. [dBm]	Max e.i.r.p. Limit [dBm]	e.i.r.p. Margin [dB]
	5250	50	AVG	996x2	68	1020.8/1201 (MCS11)	11.42	-	-	1.70	13.12	22.56	-9.44

Table 7-76. ISED Antenna WF8 160MHz BW (UNII) Maximum Conducted Output Power and Max EIRP (Fully-loaded RU)

FCC ID: BCGA2836 IC: 579C-A2836		MEASUREMENT REPORT (CERTIFICATION)	Approved by: Technical Manager
Test Report S/N: 1C2311270067-12.BCG	Test Dates: 1/8/2024 - 3/18/2024	EUT Type: Tablet Device	Page 86 of 455

FCC Antenna WF7 Conducted Output Power Measurements (RU26)

5GHz (20MHz Bandwidth)	Freq [MHz]	Channel	Detector	RU Size	RU Index	Data Rate [Mbps]	Conducted Power [dBm]	Conducted Power Limit [dBm]	Conducted Power Margin [dB]
	5180	36	AVG	26	0	12.5/14.7 (MCS11)	9.97	23.98	-14.01
			AVG	26	4	12.5/14.7 (MCS11)	10.46	23.98	-13.52
			AVG	26	8	12.5/14.7 (MCS11)	10.17	23.98	-13.81
	5200	40	AVG	26	0	12.5/14.7 (MCS11)	9.99	23.98	-13.99
			AVG	26	4	12.5/14.7 (MCS11)	10.57	23.98	-13.41
			AVG	26	8	12.5/14.7 (MCS11)	10.19	23.98	-13.79
	5240	48	AVG	26	0	12.5/14.7 (MCS11)	9.75	23.98	-14.23
			AVG	26	4	12.5/14.7 (MCS11)	10.31	23.98	-13.67
			AVG	26	8	12.5/14.7 (MCS11)	9.91	23.98	-14.07
5745	149	AVG	26	0	12.5/14.7 (MCS11)	10.32	30.00	-19.68	
		AVG	26	4	12.5/14.7 (MCS11)	10.70	30.00	-19.30	
		AVG	26	8	12.5/14.7 (MCS11)	10.34	30.00	-19.66	
5785	157	AVG	26	0	12.5/14.7 (MCS11)	10.40	30.00	-19.60	
		AVG	26	4	12.5/14.7 (MCS11)	10.82	30.00	-19.18	
		AVG	26	8	12.5/14.7 (MCS11)	10.42	30.00	-19.58	
5825	165	AVG	26	0	12.5/14.7 (MCS11)	10.41	30.00	-19.59	
		AVG	26	4	12.5/14.7 (MCS11)	10.82	30.00	-19.18	
		AVG	26	8	12.5/14.7 (MCS11)	10.42	30.00	-19.58	

Table 7-77. FCC Antenna WF7 20MHz BW (UNII) Maximum Conducted Output Power (RU26)

5GHz (40MHz Bandwidth)	Freq [MHz]	Channel	Detector	RU Size	RU Index	Data Rate [Mbps]	Conducted Power [dBm]	Conducted Power Limit [dBm]	Conducted Power Margin [dB]
	5190	38	AVG	26	0	12.5/14.7 (MCS11)	9.82	23.98	-14.16
			AVG	26	8	12.5/14.7 (MCS11)	10.73	23.98	-13.25
			AVG	26	17	12.5/14.7 (MCS11)	10.06	23.98	-13.92
	5230	46	AVG	26	0	12.5/14.7 (MCS11)	9.51	23.98	-14.47
			AVG	26	8	12.5/14.7 (MCS11)	10.38	23.98	-13.60
			AVG	26	17	12.5/14.7 (MCS11)	9.80	23.98	-14.18
	5755	151	AVG	26	0	12.5/14.7 (MCS11)	10.16	30.00	-19.84
			AVG	26	8	12.5/14.7 (MCS11)	10.76	30.00	-19.24
			AVG	26	17	12.5/14.7 (MCS11)	10.18	30.00	-19.82
5795	159	AVG	26	0	12.5/14.7 (MCS11)	10.24	30.00	-19.76	
		AVG	26	8	12.5/14.7 (MCS11)	10.89	30.00	-19.11	
		AVG	26	17	12.5/14.7 (MCS11)	10.23	30.00	-19.77	

Table 7-78. FCC Antenna WF7 40MHz BW (UNII) Maximum Conducted Output Power (RU26)

5GHz (80MHz Bandwidth)	Freq [MHz]	Channel	Detector	RU Size	RU Index	Data Rate [Mbps]	Conducted Power [dBm]	Conducted Power Limit [dBm]	Conducted Power Margin [dB]
	5210	42	AVG	26	0	12.5/14.7 (MCS11)	10.00	23.98	-13.98
			AVG	26	18	12.5/14.7 (MCS11)	10.21	23.98	-13.77
			AVG	26	36	12.5/14.7 (MCS11)	10.21	23.98	-13.77
	5775	155	AVG	26	0	12.5/14.7 (MCS11)	10.19	30.00	-19.81
			AVG	26	18	12.5/14.7 (MCS11)	10.31	30.00	-19.69
AVG			26	36	12.5/14.7 (MCS11)	10.18	30.00	-19.82	

Table 7-79. FCC Antenna WF7 80MHz BW (UNII) Maximum Conducted Output Power (RU26)

FCC ID: BCGA2836 IC: 579C-A2836		MEASUREMENT REPORT (CERTIFICATION)	Approved by: Technical Manager
Test Report S/N: 1C2311270067-12.BCG	Test Dates: 1/8/2024 - 3/18/2024	EUT Type: Tablet Device	Page 87 of 455

ISED Antenna WF7 Conducted Output Power Measurements (RU26)

5GHz (20MHz Bandwidth)	Freq [MHz]	Channel	Detector	RU Size	RU Index	Data Rate [Mbps]	Conducted Power [dBm]	Conducted Power Limit [dBm]	Conducted Power Margin [dB]	Ant. Gain [dBi]	Max e.i.r.p. [dBm]	Max e.i.r.p. Limit [dBm]	e.i.r.p. Margin [dB]
	5180	36	AVG	26	0	12.5/14.7 (MCS11)	8.63	-	-	-0.20	8.43	22.56	-14.13
			AVG	26	4	12.5/14.7 (MCS11)	8.52	-	-	-0.20	8.32	22.56	-14.24
			AVG	26	8	12.5/14.7 (MCS11)	8.68	-	-	-0.20	8.48	22.56	-14.08
	5200	40	AVG	26	0	12.5/14.7 (MCS11)	8.67	-	-	-0.20	8.47	22.56	-14.09
			AVG	26	4	12.5/14.7 (MCS11)	8.73	-	-	-0.20	8.53	22.56	-14.03
			AVG	26	8	12.5/14.7 (MCS11)	8.70	-	-	-0.20	8.50	22.56	-14.06
	5240	48	AVG	26	0	12.5/14.7 (MCS11)	8.55	-	-	-0.20	8.35	22.56	-14.21
			AVG	26	4	12.5/14.7 (MCS11)	8.52	-	-	-0.20	8.32	22.56	-14.24
			AVG	26	8	12.5/14.7 (MCS11)	8.75	-	-	-0.20	8.55	22.56	-14.01
	5745	149	AVG	26	0	12.5/14.7 (MCS11)	10.32	30.00	-19.68	1.90	12.22	-	-
			AVG	26	4	12.5/14.7 (MCS11)	10.70	30.00	-19.30	1.90	12.60	-	-
			AVG	26	8	12.5/14.7 (MCS11)	10.34	30.00	-19.66	1.90	12.24	-	-
	5785	157	AVG	26	0	12.5/14.7 (MCS11)	10.40	30.00	-19.60	1.90	12.30	-	-
AVG			26	4	12.5/14.7 (MCS11)	10.82	30.00	-19.18	1.90	12.72	-	-	
AVG			26	8	12.5/14.7 (MCS11)	10.42	30.00	-19.58	1.90	12.32	-	-	
5825	165	AVG	26	0	12.5/14.7 (MCS11)	10.41	30.00	-19.59	1.90	12.31	-	-	
		AVG	26	4	12.5/14.7 (MCS11)	10.82	30.00	-19.18	1.90	12.72	-	-	
		AVG	26	8	12.5/14.7 (MCS11)	10.42	30.00	-19.58	1.90	12.32	-	-	

Table 7-80. ISED Antenna WF7 20MHz BW (UNII) Maximum Conducted Output Power (RU26)

5GHz (40MHz Bandwidth)	Freq [MHz]	Channel	Detector	RU Size	RU Index	Data Rate [Mbps]	Conducted Power [dBm]	Conducted Power Limit [dBm]	Conducted Power Margin [dB]	Ant. Gain [dBi]	Max e.i.r.p. [dBm]	Max e.i.r.p. Limit [dBm]	e.i.r.p. Margin [dB]
	5190	38	AVG	26	0	12.5/14.7 (MCS11)	8.75	-	-	-0.20	8.55	22.56	-14.01
			AVG	26	8	12.5/14.7 (MCS11)	8.67	-	-	-0.20	8.47	22.56	-14.08
			AVG	26	17	12.5/14.7 (MCS11)	8.60	-	-	-0.20	8.40	22.56	-14.16
	5230	46	AVG	26	0	12.5/14.7 (MCS11)	8.56	-	-	-0.20	8.36	22.56	-14.20
			AVG	26	8	12.5/14.7 (MCS11)	8.52	-	-	-0.20	8.32	22.56	-14.24
			AVG	26	17	12.5/14.7 (MCS11)	8.67	-	-	-0.20	8.47	22.56	-14.08
	5755	151	AVG	26	0	12.5/14.7 (MCS11)	10.16	30.00	-19.84	1.90	12.06	-	-
			AVG	26	8	12.5/14.7 (MCS11)	10.76	30.00	-19.24	1.90	12.66	-	-
			AVG	26	17	12.5/14.7 (MCS11)	10.18	30.00	-19.82	1.90	12.08	-	-
	5795	159	AVG	26	0	12.5/14.7 (MCS11)	10.24	30.00	-19.76	1.90	12.14	-	-
			AVG	26	8	12.5/14.7 (MCS11)	10.89	30.00	-19.11	1.90	12.79	-	-
			AVG	26	17	12.5/14.7 (MCS11)	10.23	30.00	-19.77	1.90	12.13	-	-

Table 7-81. ISED Antenna WF7 40MHz BW (UNII) Maximum Conducted Output Power (RU26)

5GHz (80MHz Bandwidth)	Freq [MHz]	Channel	Detector	RU Size	RU Index	Data Rate [Mbps]	Conducted Power [dBm]	Conducted Power Limit [dBm]	Conducted Power Margin [dB]	Ant. Gain [dBi]	Max e.i.r.p. [dBm]	Max e.i.r.p. Limit [dBm]	e.i.r.p. Margin [dB]
	5210	42	AVG	26	0	12.5/14.7 (MCS11)	8.62	-	-	-0.20	8.42	22.56	-14.13
			AVG	26	18	12.5/14.7 (MCS11)	8.75	-	-	-0.20	8.55	22.56	-14.01
			AVG	26	36	12.5/14.7 (MCS11)	8.57	-	-	-0.20	8.37	22.56	-14.19
	5775	155	AVG	26	0	12.5/14.7 (MCS11)	10.19	30.00	-19.81	1.90	12.09	-	-
			AVG	26	18	12.5/14.7 (MCS11)	10.31	30.00	-19.69	1.90	12.21	-	-
AVG			26	36	12.5/14.7 (MCS11)	10.18	30.00	-19.82	1.90	12.08	-	-	

Table 7-82. ISED Antenna WF7 80MHz BW (UNII) Maximum Conducted Output Power (RU26)

FCC ID: BCGA2836 IC: 579C-A2836		MEASUREMENT REPORT (CERTIFICATION)	Approved by: Technical Manager
Test Report S/N: 1C2311270067-12.BCG	Test Dates: 1/8/2024 - 3/18/2024	EUT Type: Tablet Device	Page 88 of 455

FCC Antenna WF7 Conducted Output Power Measurements (RU52)

5GHz (20MHz Bandwidth)	Freq [MHz]	Channel	Detector	RU Size	RU Index	Data Rate [Mbps]	Conducted Power [dBm]	Conducted Power Limit [dBm]	Conducted Power Margin [dB]
	5260	52	AVG	52	37	25/29.4 (MCS11)	13.19	23.60	-10.42
			AVG	52	39	25/29.4 (MCS11)	13.39	23.60	-10.21
			AVG	52	40	25/29.4 (MCS11)	13.20	23.60	-10.40
	5300	60	AVG	52	37	25/29.4 (MCS11)	12.89	23.60	-10.72
			AVG	52	39	25/29.4 (MCS11)	13.20	23.60	-10.41
			AVG	52	40	25/29.4 (MCS11)	13.00	23.60	-10.61
	5320	64	AVG	52	37	25/29.4 (MCS11)	12.87	23.60	-10.74
			AVG	52	39	25/29.4 (MCS11)	13.14	23.60	-10.47
			AVG	52	40	25/29.4 (MCS11)	12.90	23.60	-10.71
5500	100	AVG	52	37	25/29.4 (MCS11)	13.12	23.60	-10.48	
		AVG	52	39	25/29.4 (MCS11)	13.40	23.60	-10.20	
		AVG	52	40	25/29.4 (MCS11)	13.13	23.60	-10.47	
5580	116	AVG	52	37	25/29.4 (MCS11)	13.35	23.60	-10.24	
		AVG	52	39	25/29.4 (MCS11)	13.60	23.60	-10.00	
		AVG	52	40	25/29.4 (MCS11)	13.25	23.60	-10.35	
5720	144	AVG	52	37	25/29.4 (MCS11)	13.35	23.60	-10.25	
		AVG	52	39	25/29.4 (MCS11)	13.61	23.60	-9.99	
		AVG	52	40	25/29.4 (MCS11)	13.34	23.60	-10.25	

Table 7-83. FCC Antenna WF7 20MHz BW (UNII) Maximum Conducted Output Power (RU52)

5GHz (40MHz Bandwidth)	Freq [MHz]	Channel	Detector	RU Size	RU Index	Data Rate [Mbps]	Conducted Power [dBm]	Conducted Power Limit [dBm]	Conducted Power Margin [dB]
	5270	54	AVG	52	37	25/29.4 (MCS11)	13.14	23.60	-10.47
			AVG	52	40	25/29.4 (MCS11)	13.77	23.60	-9.84
			AVG	52	44	25/29.4 (MCS11)	13.23	23.60	-10.37
	5310	62	AVG	52	37	25/29.4 (MCS11)	12.80	23.60	-10.80
			AVG	52	40	25/29.4 (MCS11)	13.44	23.60	-10.17
			AVG	52	44	25/29.4 (MCS11)	12.93	23.60	-10.68
	5510	102	AVG	52	37	25/29.4 (MCS11)	12.50	23.60	-11.10
			AVG	52	40	25/29.4 (MCS11)	12.42	23.60	-11.18
			AVG	52	44	25/29.4 (MCS11)	12.38	23.60	-11.22
5550	110	AVG	52	37	25/29.4 (MCS11)	13.25	23.60	-10.34	
		AVG	52	40	25/29.4 (MCS11)	13.88	23.60	-9.72	
		AVG	52	44	25/29.4 (MCS11)	13.34	23.60	-10.25	
5590	118	AVG	52	37	25/29.4 (MCS11)	13.23	23.60	-10.37	
		AVG	52	40	25/29.4 (MCS11)	13.82	23.60	-9.78	
		AVG	52	44	25/29.4 (MCS11)	13.23	23.60	-10.36	
5710	142	AVG	52	37	25/29.4 (MCS11)	13.38	23.60	-10.22	
		AVG	52	40	25/29.4 (MCS11)	13.99	23.60	-9.61	
		AVG	52	44	25/29.4 (MCS11)	13.41	23.60	-10.19	

Table 7-84. FCC Antenna WF7 40MHz BW (UNII) Maximum Conducted Output Power (RU52)

FCC ID: BCGA2836 IC: 579C-A2836		MEASUREMENT REPORT (CERTIFICATION)	Approved by: Technical Manager
Test Report S/N: 1C2311270067-12.BCG	Test Dates: 1/8/2024 - 3/18/2024	EUT Type: Tablet Device	Page 89 of 455

5GHz (80MHz Bandwidth)	Freq [MHz]	Channel	Detector	RU Size	RU Index	Data Rate [Mbps]	Conducted Power [dBm]	Conducted Power Limit [dBm]	Conducted Power Margin [dB]
	5290	58	AVG	52	37	25/29.4 (MCS11)	12.64	23.60	-10.97
			AVG	52	44	25/29.4 (MCS11)	13.02	23.60	-10.59
			AVG	52	52	25/29.4 (MCS11)	12.73	23.60	-10.87
	5530	106	AVG	52	37	25/29.4 (MCS11)	11.94	23.60	-11.66
			AVG	52	44	25/29.4 (MCS11)	11.80	23.60	-11.80
			AVG	52	52	25/29.4 (MCS11)	11.94	23.60	-11.66
	5610	122	AVG	52	37	25/29.4 (MCS11)	13.09	23.60	-10.50
			AVG	52	44	25/29.4 (MCS11)	13.34	23.60	-10.26
			AVG	52	52	25/29.4 (MCS11)	13.01	23.60	-10.59
5690	138	AVG	52	37	25/29.4 (MCS11)	13.19	23.60	-10.41	
		AVG	52	44	25/29.4 (MCS11)	13.40	23.60	-10.20	
		AVG	52	52	25/29.4 (MCS11)	13.01	23.60	-10.58	

Table 7-85. FCC Antenna WF7 80MHz BW (UNII) Maximum Conducted Output Power (RU52)

5GHz (160MHz Bandwidth)	Freq [MHz]	Channel	Detector	RU Size	RU Index	Data Rate [Mbps]	Conducted Power [dBm]	Conducted Power Limit [dBm]	Conducted Power Margin [dB]
	5250	50 (L)	AVG	52	37	25/29.4 (MCS11)	11.39	23.98	-12.59
			AVG	52	52	25/29.4 (MCS11)	11.47	23.98	-12.51
		50 (U)	AVG	52	52	25/29.4 (MCS11)	11.32	23.60	-12.29
	5570	114 (L)	AVG	52	37	25/29.4 (MCS11)	9.94	30.00	-20.06
			AVG	52	52	25/29.4 (MCS11)	9.91	30.00	-20.09
		114 (U)	AVG	52	52	25/29.4 (MCS11)	9.91	30.00	-20.09

Table 7-86. FCC Antenna WF7 160MHz BW (UNII) Maximum Conducted Output Power (RU52)

FCC ID: BCGA2836 IC: 579C-A2836		MEASUREMENT REPORT (CERTIFICATION)	Approved by: Technical Manager
Test Report S/N: 1C2311270067-12.BCG	Test Dates: 1/8/2024 - 3/18/2024	EUT Type: Tablet Device	Page 90 of 455

ISED Antenna WF7 Conducted Output Power Measurements (RU52)

5GHz (20MHz Bandwidth)	Freq [MHz]	Channel	Detector	RU Size	RU Index	Data Rate [Mbps]	Conducted Power [dBm]	Conducted Power Limit [dBm]	Conducted Power Margin [dB]	Ant. Gain [dBi]	Max e.i.r.p. [dBm]	Max e.i.r.p. Limit [dBm]	e.i.r.p. Margin [dB]
	5260	52	AVG	52	37	25/29.4 (MCS11)	13.19	23.60	-10.42	-0.40	12.79	29.60	-16.82
			AVG	52	39	25/29.4 (MCS11)	13.39	23.60	-10.21	-0.40	12.99	29.60	-16.61
			AVG	52	40	25/29.4 (MCS11)	13.20	23.60	-10.40	-0.40	12.80	29.60	-16.80
	5300	60	AVG	52	37	25/29.4 (MCS11)	12.89	23.60	-10.72	-0.40	12.49	29.60	-17.12
			AVG	52	39	25/29.4 (MCS11)	13.20	23.60	-10.41	-0.40	12.80	29.60	-16.81
			AVG	52	40	25/29.4 (MCS11)	13.00	23.60	-10.61	-0.40	12.60	29.60	-17.01
	5320	64	AVG	52	37	25/29.4 (MCS11)	12.87	23.60	-10.74	-0.40	12.47	29.60	-17.14
			AVG	52	39	25/29.4 (MCS11)	13.14	23.60	-10.47	-0.40	12.74	29.60	-16.87
			AVG	52	40	25/29.4 (MCS11)	12.90	23.60	-10.71	-0.40	12.50	29.60	-17.11
	5500	100	AVG	52	37	25/29.4 (MCS11)	13.12	23.60	-10.48	2.70	15.82	29.60	-13.78
			AVG	52	39	25/29.4 (MCS11)	13.40	23.60	-10.20	2.70	16.10	29.60	-13.50
			AVG	52	40	25/29.4 (MCS11)	13.13	23.60	-10.47	2.70	15.83	29.60	-13.77
	5580	116	AVG	52	37	25/29.4 (MCS11)	13.35	23.60	-10.24	2.70	16.05	29.60	-13.54
AVG			52	39	25/29.4 (MCS11)	13.60	23.60	-10.00	2.70	16.30	29.60	-13.30	
AVG			52	40	25/29.4 (MCS11)	13.25	23.60	-10.35	2.70	15.95	29.60	-13.65	
5720	144	AVG	52	37	25/29.4 (MCS11)	13.35	23.60	-10.25	2.70	16.05	29.60	-13.55	
		AVG	52	39	25/29.4 (MCS11)	13.61	23.60	-9.99	2.70	16.31	29.60	-13.29	
		AVG	52	40	25/29.4 (MCS11)	13.34	23.60	-10.25	2.70	16.04	29.60	-13.55	

Table 7-87. ISED Antenna WF7 20MHz BW (UNII) Maximum Conducted Output Power (RU52)

5GHz (40MHz Bandwidth)	Freq [MHz]	Channel	Detector	RU Size	RU Index	Data Rate [Mbps]	Conducted Power [dBm]	Conducted Power Limit [dBm]	Conducted Power Margin [dB]	Ant. Gain [dBi]	Max e.i.r.p. [dBm]	Max e.i.r.p. Limit [dBm]	e.i.r.p. Margin [dB]
	5270	54	AVG	52	37	25/29.4 (MCS11)	13.14	23.60	-10.47	-0.40	12.74	29.60	-16.87
			AVG	52	40	25/29.4 (MCS11)	13.77	23.60	-9.84	-0.40	13.37	29.60	-16.24
			AVG	52	44	25/29.4 (MCS11)	13.23	23.60	-10.37	-0.40	12.83	29.60	-16.77
	5310	62	AVG	52	37	25/29.4 (MCS11)	12.80	23.60	-10.80	-0.40	12.40	29.60	-17.20
			AVG	52	40	25/29.4 (MCS11)	13.44	23.60	-10.17	-0.40	13.04	29.60	-16.57
			AVG	52	44	25/29.4 (MCS11)	12.93	23.60	-10.68	-0.40	12.53	29.60	-17.08
	5510	102	AVG	52	37	25/29.4 (MCS11)	12.50	23.60	-11.10	2.70	15.20	29.60	-14.40
			AVG	52	40	25/29.4 (MCS11)	12.42	23.60	-11.18	2.70	15.12	29.60	-14.48
			AVG	52	44	25/29.4 (MCS11)	12.38	23.60	-11.22	2.70	15.08	29.60	-14.52
	5550	110	AVG	52	37	25/29.4 (MCS11)	13.25	23.60	-10.34	2.70	15.95	29.60	-13.64
			AVG	52	40	25/29.4 (MCS11)	13.88	23.60	-9.72	2.70	16.58	29.60	-13.02
			AVG	52	44	25/29.4 (MCS11)	13.34	23.60	-10.25	2.70	16.04	29.60	-13.55
	5710	142	AVG	52	37	25/29.4 (MCS11)	13.38	23.60	-10.22	2.70	16.08	29.60	-13.52
AVG			52	40	25/29.4 (MCS11)	13.99	23.60	-9.61	2.70	16.69	29.60	-12.91	
AVG			52	44	25/29.4 (MCS11)	13.41	23.60	-10.19	2.70	16.11	29.60	-13.49	

Table 7-88. ISED Antenna WF7 40MHz BW (UNII) Maximum Conducted Output Power (RU52)

5GHz (80MHz Bandwidth)	Freq [MHz]	Channel	Detector	RU Size	RU Index	Data Rate [Mbps]	Conducted Power [dBm]	Conducted Power Limit [dBm]	Conducted Power Margin [dB]	Ant. Gain [dBi]	Max e.i.r.p. [dBm]	Max e.i.r.p. Limit [dBm]	e.i.r.p. Margin [dB]
	5290	58	AVG	52	37	25/29.4 (MCS11)	12.64	23.60	-10.97	-0.40	12.24	29.60	-17.37
			AVG	52	44	25/29.4 (MCS11)	13.02	23.60	-10.59	-0.40	12.62	29.60	-16.99
			AVG	52	52	25/29.4 (MCS11)	12.73	23.60	-10.87	-0.40	12.33	29.60	-17.27
	5530	106	AVG	52	37	25/29.4 (MCS11)	11.94	23.60	-11.66	2.70	14.64	29.60	-14.96
			AVG	52	44	25/29.4 (MCS11)	11.80	23.60	-11.80	2.70	14.50	29.60	-15.10
			AVG	52	52	25/29.4 (MCS11)	11.94	23.60	-11.66	2.70	14.64	29.60	-14.96
	5690	138	AVG	52	37	25/29.4 (MCS11)	13.19	23.60	-10.41	2.70	15.89	29.60	-13.71
			AVG	52	44	25/29.4 (MCS11)	13.40	23.60	-10.20	2.70	16.10	29.60	-13.50
			AVG	52	52	25/29.4 (MCS11)	13.01	23.60	-10.58	2.70	15.71	29.60	-13.88

Table 7-89. ISED Antenna WF7 80MHz BW (UNII) Maximum Conducted Output Power (RU52)

5GHz (160MHz Bandwidth)	Freq [MHz]	Channel	Detector	RU Size	RU Index	Data Rate [Mbps]	Conducted Power [dBm]	Conducted Power Limit [dBm]	Conducted Power Margin [dB]	Ant. Gain [dBi]	Max e.i.r.p. [dBm]	Max e.i.r.p. Limit [dBm]	e.i.r.p. Margin [dB]
	5250	50 (L)	AVG	52	37	25/29.4 (MCS11)	11.39	-	-	-0.20	11.19	22.56	-11.37
			AVG	52	52	25/29.4 (MCS11)	11.47	-	-	-0.20	11.27	22.56	-11.29
			AVG	52	52	25/29.4 (MCS11)	11.43	-	-	-0.40	11.03	22.56	-11.53
		50 (U)	AVG	52	52	25/29.4 (MCS11)	11.43	-	-	-0.40	11.03	22.56	-11.53

Table 7-90. ISED Antenna WF7 160MHz BW (UNII) Maximum Conducted Output Power (RU52)

FCC ID: BCGA2836 IC: 579C-A2836		MEASUREMENT REPORT (CERTIFICATION)	Approved by: Technical Manager
Test Report S/N: 1C2311270067-12.BCG	Test Dates: 1/8/2024 - 3/18/2024	EUT Type: Tablet Device	Page 91 of 455

FCC Antenna WF7 Conducted Output Power Measurements (Highest Power Among Partially-Loaded RU's)

5GHz (20MHz Bandwidth)	Freq [MHz]	Channel	Detector	RU Size	RU Index	Data Rate [Mbps]	Conducted Power [dBm]	Conducted Power Limit [dBm]	Conducted Power Margin [dB]
	5180	36	AVG	106	53	53.1/62.5 (MCS11)	15.63	23.98	-8.35
			AVG	106	54	53.1/62.5 (MCS11)	15.68	23.98	-8.30
	5200	40	AVG	106	53	53.1/62.5 (MCS11)	16.51	23.98	-7.47
			AVG	106	54	53.1/62.5 (MCS11)	16.52	23.98	-7.46
	5240	48	AVG	106	53	53.1/62.5 (MCS11)	16.43	23.98	-7.55
			AVG	106	54	53.1/62.5 (MCS11)	16.51	23.98	-7.47
	5260	52	AVG	106	53	53.1/62.5 (MCS11)	16.58	23.60	-7.02
			AVG	106	54	53.1/62.5 (MCS11)	16.62	23.60	-6.98
	5300	60	AVG	106	53	53.1/62.5 (MCS11)	16.34	23.60	-7.27
			AVG	106	54	53.1/62.5 (MCS11)	16.38	23.60	-7.22
	5320	64	AVG	106	53	53.1/62.5 (MCS11)	16.26	23.60	-7.34
			AVG	106	54	53.1/62.5 (MCS11)	16.30	23.60	-7.31
	5500	100	AVG	106	53	53.1/62.5 (MCS11)	14.65	23.60	-8.95
			AVG	106	54	53.1/62.5 (MCS11)	14.61	23.60	-8.99
	5520	104	AVG	106	53	53.1/62.5 (MCS11)	16.61	23.60	-6.99
			AVG	106	54	53.1/62.5 (MCS11)	16.59	23.60	-7.01
	5580	116	AVG	106	53	53.1/62.5 (MCS11)	16.74	23.60	-6.86
			AVG	106	54	53.1/62.5 (MCS11)	16.67	23.60	-6.93
	5680	136	AVG	106	53	53.1/62.5 (MCS11)	16.67	23.60	-6.93
AVG			106	54	53.1/62.5 (MCS11)	16.63	23.60	-6.97	
5700	140	AVG	106	53	53.1/62.5 (MCS11)	13.83	23.60	-9.77	
		AVG	106	54	53.1/62.5 (MCS11)	13.77	23.60	-9.82	
5720	144	AVG	106	53	53.1/62.5 (MCS11)	16.68	23.60	-6.92	
		AVG	106	54	53.1/62.5 (MCS11)	16.57	23.60	-7.03	
5745	149	AVG	106	53	53.1/62.5 (MCS11)	16.52	30.00	-13.48	
		AVG	106	54	53.1/62.5 (MCS11)	16.54	30.00	-13.46	
5785	157	AVG	106	53	53.1/62.5 (MCS11)	16.48	30.00	-13.52	
		AVG	106	54	53.1/62.5 (MCS11)	16.53	30.00	-13.47	
5825	165	AVG	106	53	53.1/62.5 (MCS11)	16.70	30.00	-13.31	
		AVG	106	54	53.1/62.5 (MCS11)	16.70	30.00	-13.30	

Table 7-91. FCC Antenna WF7 20MHz BW (UNII) Maximum Conducted Output Power (Highest Power Among Partially-Loaded RU's)

FCC ID: BCGA2836 IC: 579C-A2836		MEASUREMENT REPORT (CERTIFICATION)	Approved by: Technical Manager
Test Report S/N: 1C2311270067-12.BCG	Test Dates: 1/8/2024 - 3/18/2024	EUT Type: Tablet Device	Page 92 of 455

5GHz (40MHz Bandwidth)	Freq [MHz]	Channel	Detector	RU Size	RU Index	Data Rate [Mbps]	Conducted Power [dBm]	Conducted Power Limit [dBm]	Conducted Power Margin [dB]
	5190	38	AVG	242	61	121.9/143.4 (MCS11)	13.75	23.98	-10.23
			AVG	242	62	121.9/143.4 (MCS11)	13.61	23.98	-10.37
	5230	46	AVG	242	61	121.9/143.4 (MCS11)	19.01	23.98	-4.97
			AVG	242	62	121.9/143.4 (MCS11)	19.09	23.98	-4.89
	5270	54	AVG	242	61	121.9/143.4 (MCS11)	19.19	23.60	-4.42
			AVG	242	62	121.9/143.4 (MCS11)	19.18	23.60	-4.42
	5310	62	AVG	242	61	121.9/143.4 (MCS11)	14.31	23.60	-9.29
			AVG	242	62	121.9/143.4 (MCS11)	14.36	23.60	-9.25
	5510	102	AVG	242	61	121.9/143.4 (MCS11)	12.29	23.60	-11.31
			AVG	242	62	121.9/143.4 (MCS11)	12.39	23.60	-11.20
	5550	110	AVG	242	61	121.9/143.4 (MCS11)	17.89	23.60	-5.71
			AVG	242	62	121.9/143.4 (MCS11)	18.00	23.60	-5.60
	5590	118	AVG	242	61	121.9/143.4 (MCS11)	19.41	23.60	-4.19
AVG			242	62	121.9/143.4 (MCS11)	19.46	23.60	-4.14	
5630	126	AVG	242	61	121.9/143.4 (MCS11)	19.30	23.60	-4.30	
		AVG	242	62	121.9/143.4 (MCS11)	19.37	23.60	-4.23	
5670	134	AVG	242	61	121.9/143.4 (MCS11)	15.49	23.60	-8.11	
		AVG	242	62	121.9/143.4 (MCS11)	15.40	23.60	-8.20	
5710	142	AVG	106	53	53.1/62.5 (MCS11)	16.54	23.60	-7.06	
		AVG	106	54	53.1/62.5 (MCS11)	16.82	23.60	-6.78	
		AVG	106	56	53.1/62.5 (MCS11)	16.67	23.60	-6.93	
5755	151	AVG	242	61	121.9/143.4 (MCS11)	18.82	30.00	-11.18	
		AVG	242	62	121.9/143.4 (MCS11)	18.79	30.00	-11.21	
5795	159	AVG	242	61	121.9/143.4 (MCS11)	19.32	30.00	-10.68	
		AVG	242	62	121.9/143.4 (MCS11)	19.40	30.00	-10.60	

Table 7-92. FCC Antenna WF7 40MHz BW (UNII) Maximum Conducted Output Power (Highest Power Among Partially-Loaded RU's)

5GHz (80MHz Bandwidth)	Freq [MHz]	Channel	Detector	RU Size	RU Index	Data Rate [Mbps]	Conducted Power [dBm]	Conducted Power Limit [dBm]	Conducted Power Margin [dB]
	5210	42	AVG	484	65	243.8/286.8 (MCS11)	12.41	23.98	-11.57
			AVG	484	66	243.8/286.8 (MCS11)	12.39	23.98	-11.59
	5290	58	AVG	484	65	243.8/286.8 (MCS11)	13.42	23.60	-10.18
			AVG	484	66	243.8/286.8 (MCS11)	13.38	23.60	-10.22
	5530	106	AVG	484	65	243.8/286.8 (MCS11)	11.77	23.60	-11.83
			AVG	484	66	243.8/286.8 (MCS11)	11.96	23.60	-11.64
	5610	122	AVG	484	65	243.8/286.8 (MCS11)	16.42	23.60	-7.18
			AVG	484	66	243.8/286.8 (MCS11)	16.49	23.60	-7.11
	5690	138	AVG	106	53	53.1/62.5 (MCS11)	16.39	23.60	-7.20
			AVG	106	56	53.1/62.5 (MCS11)	16.64	23.60	-6.95
			AVG	106	60	53.1/62.5 (MCS11)	16.29	23.60	-7.31
	5775	155	AVG	484	65	243.8/286.8 (MCS11)	16.73	30.00	-13.27
			AVG	484	66	243.8/286.8 (MCS11)	16.75	30.00	-13.25

Table 7-93. FCC Antenna WF7 80MHz BW (UNII) Maximum Conducted Output Power (Highest Power Among Partially-Loaded RU's)

FCC ID: BCGA2836 IC: 579C-A2836		MEASUREMENT REPORT (CERTIFICATION)	Approved by: Technical Manager
Test Report S/N: 1C2311270067-12.BCG	Test Dates: 1/8/2024 - 3/18/2024	EUT Type: Tablet Device	Page 93 of 455

5GHz (160MHz Bandwidth)	Freq [MHz]	Channel	Detector	RU Size	RU Index	Data Rate [Mbps]	Conducted Power [dBm]	Conducted Power Limit [dBm]	Conducted Power Margin [dB]
	5250	50 (L)	AVG	996	67	510.4/600.5 (MCS11)	11.48	23.98	-12.50
	5250	50 (U)	AVG	996	67	510.4/600.5 (MCS11)	11.42	23.98	-12.56
	5570	114 (L)	AVG	996	67	510.4/600.5 (MCS11)	9.88	30.00	-20.13
	5570	114 (U)	AVG	996	67	510.4/600.5 (MCS11)	9.80	30.00	-20.20

Table 7-94. FCC Antenna WF7 160MHz BW (UNII) Maximum Conducted Output Power (Highest Power Among Partially-Loaded RU's)

FCC ID: BCGA2836 IC: 579C-A2836		MEASUREMENT REPORT (CERTIFICATION)	Approved by: Technical Manager
Test Report S/N: 1C2311270067-12.BCG	Test Dates: 1/8/2024 - 3/18/2024	EUT Type: Tablet Device	Page 94 of 455

ISED Antenna WF7 Conducted Output Power Measurements (Highest Power Among Partially-Loaded RU's)

5GHz (20MHz Bandwidth)	Freq [MHz]	Channel	Detector	RU Size	RU Index	Data Rate [Mbps]	Conducted Power [dBm]	Conducted Power Limit [dBm]	Conducted Power Margin [dB]	Ant. Gain [dBi]	Max e.i.r.p. [dBm]	Max e.i.r.p. Limit [dBm]	e.i.r.p. Margin [dB]
	5180	36	AVG	106	53	53.1/62.5 (MCS11)	14.68	-	-	-0.20	14.48	22.56	-8.08
			AVG	106	54	53.1/62.5 (MCS11)	14.72	-	-	-0.20	14.52	22.56	-8.04
	5200	40	AVG	106	53	53.1/62.5 (MCS11)	14.75	-	-	-0.20	14.55	22.56	-8.01
			AVG	106	54	53.1/62.5 (MCS11)	14.58	-	-	-0.20	14.38	22.56	-8.18
	5240	48	AVG	106	53	53.1/62.5 (MCS11)	14.63	-	-	-0.20	14.43	22.56	-8.13
			AVG	106	54	53.1/62.5 (MCS11)	14.70	-	-	-0.20	14.50	22.56	-8.06
	5260	52	AVG	106	53	53.1/62.5 (MCS11)	16.58	23.60	-7.02	-0.40	16.18	29.60	-13.42
			AVG	106	54	53.1/62.5 (MCS11)	16.62	23.60	-6.98	-0.40	16.22	29.60	-13.38
	5300	60	AVG	106	53	53.1/62.5 (MCS11)	16.34	23.60	-7.27	-0.40	15.94	29.60	-13.67
			AVG	106	54	53.1/62.5 (MCS11)	16.38	23.60	-7.22	-0.40	15.98	29.60	-13.62
	5320	64	AVG	106	53	53.1/62.5 (MCS11)	16.26	23.60	-7.34	-0.40	15.86	29.60	-13.74
			AVG	106	54	53.1/62.5 (MCS11)	16.30	23.60	-7.31	-0.40	15.90	29.60	-13.71
	5500	100	AVG	106	53	53.1/62.5 (MCS11)	14.65	23.60	-8.95	2.70	17.35	29.60	-12.25
			AVG	106	54	53.1/62.5 (MCS11)	14.61	23.60	-8.99	2.70	17.31	29.60	-12.29
5520	104	AVG	106	53	53.1/62.5 (MCS11)	16.61	23.60	-6.99	2.70	19.31	29.60	-10.29	
		AVG	106	54	53.1/62.5 (MCS11)	16.59	23.60	-7.01	2.70	19.29	29.60	-10.31	
5580	116	AVG	106	53	53.1/62.5 (MCS11)	16.74	23.60	-6.86	2.70	19.44	29.60	-10.16	
		AVG	106	54	53.1/62.5 (MCS11)	16.67	23.60	-6.93	2.70	19.37	29.60	-10.23	
5680	136	AVG	106	53	53.1/62.5 (MCS11)	16.67	23.60	-6.93	2.70	19.37	29.60	-10.23	
		AVG	106	54	53.1/62.5 (MCS11)	16.63	23.60	-6.97	2.70	19.33	29.60	-10.27	
5700	140	AVG	106	53	53.1/62.5 (MCS11)	13.83	23.60	-9.77	2.70	16.53	29.60	-13.07	
		AVG	106	54	53.1/62.5 (MCS11)	13.77	23.60	-9.82	2.70	16.47	29.60	-13.12	
5720	144	AVG	106	53	53.1/62.5 (MCS11)	16.68	23.60	-6.92	2.70	19.38	29.60	-10.22	
		AVG	106	54	53.1/62.5 (MCS11)	16.57	23.60	-7.03	2.70	19.27	29.60	-10.33	
5745	149	AVG	106	53	53.1/62.5 (MCS11)	16.52	30.00	-13.48	1.90	18.42	-	-	
		AVG	106	54	53.1/62.5 (MCS11)	16.54	30.00	-13.46	1.90	18.44	-	-	
5785	157	AVG	106	53	53.1/62.5 (MCS11)	16.48	30.00	-13.52	1.90	18.38	-	-	
		AVG	106	54	53.1/62.5 (MCS11)	16.53	30.00	-13.47	1.90	18.43	-	-	
5825	165	AVG	106	53	53.1/62.5 (MCS11)	16.70	30.00	-13.31	1.90	18.60	-	-	
		AVG	106	54	53.1/62.5 (MCS11)	16.70	30.00	-13.30	1.90	18.60	-	-	

Table 7-95. ISED Antenna WF7 20MHz BW (UNII) Maximum Conducted Output Power (Highest Power Among Partially-Loaded RU's)

5GHz (40MHz Bandwidth)	Freq [MHz]	Channel	Detector	RU Size	RU Index	Data Rate [Mbps]	Conducted Power [dBm]	Conducted Power Limit [dBm]	Conducted Power Margin [dB]	Ant. Gain [dBi]	Max e.i.r.p. [dBm]	Max e.i.r.p. Limit [dBm]	e.i.r.p. Margin [dB]
	5190	38	AVG	242	61	121.9/143.4 (MCS11)	13.63	-	-	-0.20	13.43	22.56	-9.13
			AVG	242	62	121.9/143.4 (MCS11)	13.57	-	-	-0.20	13.37	22.56	-9.19
	5230	46	AVG	242	61	121.9/143.4 (MCS11)	16.68	-	-	-0.20	16.48	22.56	-6.08
			AVG	242	62	121.9/143.4 (MCS11)	16.75	-	-	-0.20	16.55	22.56	-6.01
	5270	54	AVG	242	61	121.9/143.4 (MCS11)	19.19	23.60	-4.42	-0.40	18.79	29.60	-10.82
			AVG	242	62	121.9/143.4 (MCS11)	19.18	23.60	-4.42	-0.40	18.78	29.60	-10.82
	5310	62	AVG	242	61	121.9/143.4 (MCS11)	14.31	23.60	-9.29	-0.40	13.91	29.60	-15.69
			AVG	242	62	121.9/143.4 (MCS11)	14.36	23.60	-9.25	-0.40	13.96	29.60	-15.65
	5510	102	AVG	242	61	121.9/143.4 (MCS11)	12.29	23.60	-11.31	2.70	14.99	29.60	-14.61
			AVG	242	62	121.9/143.4 (MCS11)	12.39	23.60	-11.20	2.70	15.09	29.60	-14.50
	5550	110	AVG	242	61	121.9/143.4 (MCS11)	17.89	23.60	-5.71	2.70	20.59	29.60	-9.01
			AVG	242	62	121.9/143.4 (MCS11)	18.00	23.60	-5.60	2.70	20.70	29.60	-8.90
	5670	134	AVG	242	61	121.9/143.4 (MCS11)	15.49	23.60	-8.11	2.70	18.19	29.60	-11.41
			AVG	242	62	121.9/143.4 (MCS11)	15.40	23.60	-8.20	2.70	18.10	29.60	-11.50
5710	142	AVG	106	53	53.1/62.5 (MCS11)	16.54	23.60	-7.06	2.70	19.24	29.60	-10.36	
		AVG	106	54	53.1/62.5 (MCS11)	16.82	23.60	-6.78	2.70	19.52	29.60	-10.08	
		AVG	106	56	53.1/62.5 (MCS11)	16.67	23.60	-6.93	2.70	19.37	29.60	-10.23	
5755	151	AVG	242	61	121.9/143.4 (MCS11)	18.82	30.00	-11.18	1.90	20.72	-	-	
		AVG	242	62	121.9/143.4 (MCS11)	18.79	30.00	-11.21	1.90	20.69	-	-	
5795	159	AVG	242	61	121.9/143.4 (MCS11)	19.32	30.00	-10.68	1.90	21.22	-	-	
		AVG	242	62	121.9/143.4 (MCS11)	19.40	30.00	-10.60	1.90	21.30	-	-	

Table 7-96. ISED Antenna WF7 40MHz BW (UNII) Maximum Conducted Output Power (Highest Power Among Partially-Loaded RU's)

FCC ID: BCGA2836 IC: 579C-A2836		MEASUREMENT REPORT (CERTIFICATION)	Approved by: Technical Manager
Test Report S/N: 1C2311270067-12.BCG	Test Dates: 1/8/2024 - 3/18/2024	EUT Type: Tablet Device	Page 95 of 455

5GHz (80MHz Bandwidth)	Freq [MHz]	Channel	Detector	RU Size	RU Index	Data Rate [Mbps]	Conducted Power [dBm]	Conducted Power Limit [dBm]	Conducted Power Margin [dB]	Ant. Gain [dBi]	Max e.i.r.p. [dBm]	Max e.i.r.p. Limit [dBm]	e.i.r.p. Margin [dB]
	5210	42	AVG	484	65	243.8/286.8 (MCS11)	12.42	-	-	-0.20	12.22	22.56	-10.34
			AVG	484	66	243.8/286.8 (MCS11)	12.46	-	-	-0.20	12.26	22.56	-10.30
	5290	58	AVG	484	65	243.8/286.8 (MCS11)	13.42	23.60	-10.18	-0.40	13.02	29.60	-16.58
			AVG	484	66	243.8/286.8 (MCS11)	13.38	23.60	-10.22	-0.40	12.98	29.60	-16.62
	5530	106	AVG	484	65	243.8/286.8 (MCS11)	11.77	23.60	-11.83	2.70	14.47	29.60	-15.13
			AVG	484	66	243.8/286.8 (MCS11)	11.96	23.60	-11.64	2.70	14.66	29.60	-14.94
	5690	138	AVG	106	53	53.1/62.5 (MCS11)	16.39	23.60	-7.20	2.70	19.09	29.60	-10.50
			AVG	106	56	53.1/62.5 (MCS11)	16.64	23.60	-6.95	2.70	19.34	29.60	-10.25
			AVG	106	60	53.1/62.5 (MCS11)	16.29	23.60	-7.31	2.70	18.99	29.60	-10.61
	5775	155	AVG	484	65	243.8/286.8 (MCS11)	16.73	30.00	-13.27	1.90	18.63	-	-
			AVG	484	66	243.8/286.8 (MCS11)	16.75	30.00	-13.25	1.90	18.65	-	-

Table 7-97. ISED Antenna WF7 80MHz BW (UNII) Maximum Conducted Output Power (Highest Power Among Partially-Loaded RU's)

5GHz (160MHz Bandwidth)	Freq [MHz]	Channel	Detector	RU Size	RU Index	Data Rate [Mbps]	Conducted Power [dBm]	Conducted Power Limit [dBm]	Conducted Power Margin [dB]	Ant. Gain [dBi]	Max e.i.r.p. [dBm]	Max e.i.r.p. Limit [dBm]	e.i.r.p. Margin [dB]
	5250	50 (L)	AVG	996	67	510.4/600.5 (MCS11)	11.44	-	-	-0.20	11.24	22.56	-11.32
	5250	50 (U)	AVG	996	67	510.4/600.5 (MCS11)	11.40	-	-	-0.40	11.00	22.56	-11.56

Table 7-98. ISED Antenna WF7 160MHz BW (UNII) Maximum Conducted Output Power (Highest Power Among Partially-Loaded RU's)

FCC ID: BCGA2836 IC: 579C-A2836		MEASUREMENT REPORT (CERTIFICATION)	Approved by: Technical Manager
Test Report S/N: 1C2311270067-12.BCG	Test Dates: 1/8/2024 - 3/18/2024	EUT Type: Tablet Device	Page 96 of 455

FCC Antenna WF7 Conducted Output Power Measurements (Fully-loaded RU)

5GHz (20MHz Bandwidth)	Freq [MHz]	Channel	Detector	RU Size	RU Index	Data Rate [Mbps]	Conducted Power [dBm]	Conducted Power Limit [dBm]	Conducted Power Margin [dB]
	5180	36	AVG	242	61	121.9/143.4 (MCS11)	16.00	23.98	-7.98
	5200	40	AVG	242	61	121.9/143.4 (MCS11)	19.28	23.98	-4.70
	5240	48	AVG	242	61	121.9/143.4 (MCS11)	19.11	23.98	-4.87
	5260	52	AVG	242	61	121.9/143.4 (MCS11)	19.33	23.60	-4.27
	5300	60	AVG	242	61	121.9/143.4 (MCS11)	19.38	23.60	-4.23
	5320	64	AVG	242	61	121.9/143.4 (MCS11)	16.36	23.60	-7.25
	5500	100	AVG	242	61	121.9/143.4 (MCS11)	14.70	23.60	-8.90
	5520	104	AVG	242	61	121.9/143.4 (MCS11)	17.94	23.60	-5.66
	5540	108	AVG	242	61	121.9/143.4 (MCS11)	19.46	23.60	-4.14
	5580	116	AVG	242	61	121.9/143.4 (MCS11)	19.72	23.60	-3.88
	5660	132	AVG	242	61	121.9/143.4 (MCS11)	19.55	23.60	-4.04
	5680	136	AVG	242	61	121.9/143.4 (MCS11)	17.96	23.60	-5.64
	5700	140	AVG	242	61	121.9/143.4 (MCS11)	13.90	23.60	-9.70
	5720	144	AVG	242	61	121.9/143.4 (MCS11)	19.53	23.60	-4.07
	5745	149	AVG	242	61	121.9/143.4 (MCS11)	19.50	30.00	-10.50
5785	157	AVG	242	61	121.9/143.4 (MCS11)	19.66	30.00	-10.34	
5825	165	AVG	242	61	121.9/143.4 (MCS11)	19.60	30.00	-10.40	

Table 7-99. FCC Antenna WF7 20MHz BW (UNII) Maximum Conducted Output Power (Fully-loaded RU)

5GHz (40MHz Bandwidth)	Freq [MHz]	Channel	Detector	RU Size	RU Index	Data Rate [Mbps]	Conducted Power [dBm]	Conducted Power Limit [dBm]	Conducted Power Margin [dB]
	5190	38	AVG	484	65	243.8/286.8 (MCS11)	13.64	23.98	-10.34
	5230	46	AVG	484	65	243.8/286.8 (MCS11)	19.21	23.98	-4.77
	5270	54	AVG	484	65	243.8/286.8 (MCS11)	19.33	23.60	-4.28
	5310	62	AVG	484	65	243.8/286.8 (MCS11)	14.40	23.60	-9.20
	5510	102	AVG	484	65	243.8/286.8 (MCS11)	12.36	23.60	-11.24
	5550	110	AVG	484	65	243.8/286.8 (MCS11)	17.94	23.60	-5.66
	5590	118	AVG	484	65	243.8/286.8 (MCS11)	19.71	23.60	-3.88
	5630	126	AVG	484	65	243.8/286.8 (MCS11)	19.72	23.60	-3.88
	5670	134	AVG	484	65	243.8/286.8 (MCS11)	15.46	23.60	-8.14
	5710	142	AVG	484	65	243.8/286.8 (MCS11)	19.60	23.60	-4.00
	5755	151	AVG	484	65	243.8/286.8 (MCS11)	18.78	30.00	-11.22
	5795	159	AVG	484	65	243.8/286.8 (MCS11)	19.47	30.00	-10.53

Table 7-100. FCC Antenna WF7 40MHz BW (UNII) Maximum Conducted Output Power (Fully-loaded RU)

5GHz (80MHz Bandwidth)	Freq [MHz]	Channel	Detector	RU Size	RU Index	Data Rate [Mbps]	Conducted Power [dBm]	Conducted Power Limit [dBm]	Conducted Power Margin [dB]
	5210	42	AVG	996	67	510.4/600.5 (MCS11)	12.28	23.98	-11.70
	5290	58	AVG	996	67	510.4/600.5 (MCS11)	13.36	23.60	-10.24
	5530	106	AVG	996	67	510.4/600.5 (MCS11)	11.99	23.60	-11.60
	5610	122	AVG	996	67	510.4/600.5 (MCS11)	16.42	23.60	-7.18
	5690	138	AVG	996	67	510.4/600.5 (MCS11)	18.96	23.60	-4.64
5775	155	AVG	996	67	510.4/600.5 (MCS11)	16.75	30.00	-13.25	

Table 7-101. FCC Antenna WF7 80MHz BW (UNII) Maximum Conducted Output Power (Fully-loaded RU)

FCC ID: BCGA2836 IC: 579C-A2836		MEASUREMENT REPORT (CERTIFICATION)	Approved by: Technical Manager
Test Report S/N: 1C2311270067-12.BCG	Test Dates: 1/8/2024 - 3/18/2024	EUT Type: Tablet Device	Page 97 of 455

5GHz (160MHz Bandwidth)	Freq [MHz]	Channel	Detector	RU Size	RU Index	Data Rate [Mbps]	Conducted Power [dBm]	Conducted Power Limit [dBm]	Conducted Power Margin [dB]
	5250	50	AVG	996x2	68	1020.8/1201 (MCS11)	11.43	23.98	-12.55
	5570	114	AVG	996x2	68	1020.8/1201 (MCS11)	9.97	30.00	-20.03

Table 7-102. FCC Antenna WF7 160MHz BW (UNII) Maximum Conducted Output Power (Fully-loaded RU)

FCC ID: BCGA2836 IC: 579C-A2836		MEASUREMENT REPORT (CERTIFICATION)	Approved by: Technical Manager
Test Report S/N: 1C2311270067-12.BCG	Test Dates: 1/8/2024 - 3/18/2024	EUT Type: Tablet Device	Page 98 of 455

ISED Antenna WF7 Conducted Output Power Measurements (Fully-loaded RU)

5GHz (20MHz Bandwidth)	Freq [MHz]	Channel	Detector	RU Size	RU Index	Data Rate [Mbps]	Conducted Power [dBm]	Conducted Power Limit [dBm]	Conducted Power Margin [dB]	Ant. Gain [dBi]	Max e.i.r.p. [dBm]	Max e.i.r.p. Limit [dBm]	e.i.r.p. Margin [dB]
	5180	36	AVG	242	61	121.9/143.4 (MCS11)	15.99	-	-	-0.20	15.79	22.56	-6.77
	5200	40	AVG	242	61	121.9/143.4 (MCS11)	16.73	-	-	-0.20	16.53	22.56	-6.03
	5240	48	AVG	242	61	121.9/143.4 (MCS11)	16.52	-	-	-0.20	16.32	22.56	-6.24
	5260	52	AVG	242	61	121.9/143.4 (MCS11)	19.33	23.60	-4.27	-0.40	18.93	29.60	-10.67
	5300	60	AVG	242	61	121.9/143.4 (MCS11)	19.38	23.60	-4.23	-0.40	18.98	29.60	-10.63
	5320	64	AVG	242	61	121.9/143.4 (MCS11)	16.36	23.60	-7.25	-0.40	15.96	29.60	-13.65
	5500	100	AVG	242	61	121.9/143.4 (MCS11)	14.70	23.60	-8.90	2.70	17.40	29.60	-12.20
	5520	104	AVG	242	61	121.9/143.4 (MCS11)	17.94	23.60	-5.66	2.70	20.64	29.60	-8.96
	5540	108	AVG	242	61	121.9/143.4 (MCS11)	19.46	23.60	-4.14	2.70	22.16	29.60	-7.44
	5580	116	AVG	242	61	121.9/143.4 (MCS11)	19.72	23.60	-3.88	2.70	22.42	29.60	-7.18
	5660	132	AVG	242	61	121.9/143.4 (MCS11)	19.55	23.60	-4.04	2.70	22.25	29.60	-7.34
	5680	136	AVG	242	61	121.9/143.4 (MCS11)	17.96	23.60	-5.64	2.70	20.66	29.60	-8.94
	5700	140	AVG	242	61	121.9/143.4 (MCS11)	13.90	23.60	-9.70	2.70	16.60	29.60	-13.00
5720	144	AVG	242	61	121.9/143.4 (MCS11)	19.53	23.60	-4.07	2.70	22.23	29.60	-7.37	
5745	149	AVG	242	61	121.9/143.4 (MCS11)	19.50	30.00	-10.50	1.90	21.40	-	-	
5785	157	AVG	242	61	121.9/143.4 (MCS11)	19.66	30.00	-10.34	1.90	21.56	-	-	
5825	165	AVG	242	61	121.9/143.4 (MCS11)	19.60	30.00	-10.40	1.90	21.50	-	-	

Table 7-103. ISED Antenna WF7 20MHz BW (UNII) Maximum Conducted Output Power (Fully-loaded RU)

5GHz (40MHz Bandwidth)	Freq [MHz]	Channel	Detector	RU Size	RU Index	Data Rate [Mbps]	Conducted Power [dBm]	Conducted Power Limit [dBm]	Conducted Power Margin [dB]	Ant. Gain [dBi]	Max e.i.r.p. [dBm]	Max e.i.r.p. Limit [dBm]	e.i.r.p. Margin [dB]
	5190	38	AVG	484	65	243.8/286.8 (MCS11)	13.71	-	-	-0.20	13.51	22.56	-9.05
	5230	46	AVG	484	65	243.8/286.8 (MCS11)	19.03	-	-	-0.20	18.83	22.56	-3.73
	5270	54	AVG	484	65	243.8/286.8 (MCS11)	19.33	23.60	-4.28	-0.40	18.93	29.60	-10.68
	5310	62	AVG	484	65	243.8/286.8 (MCS11)	14.40	23.60	-9.20	-0.40	14.00	29.60	-15.60
	5510	102	AVG	484	65	243.8/286.8 (MCS11)	12.36	23.60	-11.24	2.70	15.06	29.60	-14.54
	5550	110	AVG	484	65	243.8/286.8 (MCS11)	17.94	23.60	-5.66	2.70	20.64	29.60	-8.96
	5670	134	AVG	484	65	243.8/286.8 (MCS11)	15.46	23.60	-8.14	2.70	18.16	29.60	-11.44
	5710	142	AVG	484	65	243.8/286.8 (MCS11)	19.60	23.60	-4.00	2.70	22.30	29.60	-7.30
	5755	151	AVG	484	65	243.8/286.8 (MCS11)	18.78	30.00	-11.22	1.90	20.68	-	-
	5795	159	AVG	484	65	243.8/286.8 (MCS11)	19.47	30.00	-10.53	1.90	21.37	-	-

Table 7-104. ISED Antenna WF7 40MHz BW (UNII) Maximum Conducted Output Power (Fully-loaded RU)

5GHz (80MHz Bandwidth)	Freq [MHz]	Channel	Detector	RU Size	RU Index	Data Rate [Mbps]	Conducted Power [dBm]	Conducted Power Limit [dBm]	Conducted Power Margin [dB]	Ant. Gain [dBi]	Max e.i.r.p. [dBm]	Max e.i.r.p. Limit [dBm]	e.i.r.p. Margin [dB]
	5210	42	AVG	996	67	510.4/600.5 (MCS11)	12.37	-	-	-0.20	12.17	22.56	-10.39
	5290	58	AVG	996	67	510.4/600.5 (MCS11)	13.36	23.60	-10.24	-0.40	12.96	29.60	-16.64
	5530	106	AVG	996	67	510.4/600.5 (MCS11)	11.99	23.60	-11.60	2.70	14.69	29.60	-14.90
	5690	138	AVG	996	67	510.4/600.5 (MCS11)	18.96	23.60	-4.64	2.70	21.66	29.60	-7.94
5775	155	AVG	996	67	510.4/600.5 (MCS11)	16.75	30.00	-13.25	1.90	18.65	-	-	

Table 7-105. ISED Antenna WF7 80MHz BW (UNII) Maximum Conducted Output Power (Fully-loaded RU)

5GHz (160MHz Bandwidth)	Freq [MHz]	Channel	Detector	RU Size	RU Index	Data Rate [Mbps]	Conducted Power [dBm]	Conducted Power Limit [dBm]	Conducted Power Margin [dB]	Ant. Gain [dBi]	Max e.i.r.p. [dBm]	Max e.i.r.p. Limit [dBm]	e.i.r.p. Margin [dB]
5250	50	AVG	996x2	68	1020.8/1201 (MCS11)	11.49	-	-	-0.20	11.29	22.56	-11.27	

Table 7-106. ISED Antenna WF7 160MHz BW (UNII) Maximum Conducted Output Power (Fully-loaded RU)

FCC ID: BCGA2836 IC: 579C-A2836		MEASUREMENT REPORT (CERTIFICATION)	Approved by: Technical Manager
Test Report S/N: 1C2311270067-12.BCG	Test Dates: 1/8/2024 - 3/18/2024	EUT Type: Tablet Device	Page 99 of 455

FCC CDD Primary Conducted Output Power Measurements (RU26)

5GHz (20MHz Bandwidth)	Freq [MHz]	Channel	Mode	Detector	RU Size	RU Index	Data Rate [Mbps]	Conducted Powers [dBm]			Conducted Power Limit [dBm]	Conducted Power Margin [dB]
								Antenna WF5B	Antenna WF8	Summed		
5180	36	CDD	AVG	26	0	25/29.4 (MCS11)	8.77	8.69	11.74	23.98	-12.24	
		CDD	AVG	26	4	25/29.4 (MCS11)	8.88	8.79	11.84	23.98	-12.14	
		CDD	AVG	26	8	25/29.4 (MCS11)	8.93	8.83	11.89	23.98	-12.09	
5200	40	CDD	AVG	26	0	25/29.4 (MCS11)	8.94	8.97	11.97	23.98	-12.01	
		CDD	AVG	26	4	25/29.4 (MCS11)	8.99	8.90	11.96	23.98	-12.02	
		CDD	AVG	26	8	25/29.4 (MCS11)	8.86	8.96	11.92	23.98	-12.06	
5240	48	CDD	AVG	26	0	25/29.4 (MCS11)	8.88	9.00	11.95	23.98	-12.03	
		CDD	AVG	26	4	25/29.4 (MCS11)	8.95	8.86	11.92	23.98	-12.06	
		CDD	AVG	26	8	25/29.4 (MCS11)	8.92	8.98	11.96	23.98	-12.02	
5745	149	CDD	AVG	26	0	25/29.4 (MCS11)	10.80	10.78	13.80	30.00	-16.20	
		CDD	AVG	26	4	25/29.4 (MCS11)	10.75	11.00	13.89	30.00	-16.11	
		CDD	AVG	26	8	25/29.4 (MCS11)	10.79	10.66	13.74	30.00	-16.26	
5785	157	CDD	AVG	26	0	25/29.4 (MCS11)	10.93	10.66	13.81	30.00	-16.19	
		CDD	AVG	26	4	25/29.4 (MCS11)	10.85	10.92	13.89	30.00	-16.11	
		CDD	AVG	26	8	25/29.4 (MCS11)	10.84	10.83	13.84	30.00	-16.16	
5825	165	CDD	AVG	26	0	25/29.4 (MCS11)	11.00	10.73	13.88	30.00	-16.12	
		CDD	AVG	26	4	25/29.4 (MCS11)	10.95	10.77	13.87	30.00	-16.13	
		CDD	AVG	26	8	25/29.4 (MCS11)	10.93	10.95	13.95	30.00	-16.05	

Table 7-107. FCC CDD Primary 20MHz BW (UNII) Maximum Conducted Output Power (RU26)

5GHz (40MHz Bandwidth)	Freq [MHz]	Channel	Mode	Detector	RU Size	RU Index	Data Rate [Mbps]	Conducted Powers [dBm]			Conducted Power Limit [dBm]	Conducted Power Margin [dB]
								Antenna WF5B	Antenna WF8	Summed		
5190	38	CDD	AVG	26	0	25/29.4 (MCS11)	8.80	8.88	11.85	23.98	-12.13	
		CDD	AVG	26	8	25/29.4 (MCS11)	8.97	8.73	11.86	23.98	-12.12	
		CDD	AVG	26	17	25/29.4 (MCS11)	8.85	9.00	11.93	23.98	-12.05	
5230	46	CDD	AVG	26	0	25/29.4 (MCS11)	8.88	8.85	11.88	23.98	-12.10	
		CDD	AVG	26	8	25/29.4 (MCS11)	9.00	8.97	12.00	23.98	-11.98	
		CDD	AVG	26	17	25/29.4 (MCS11)	8.89	8.86	11.89	23.98	-12.09	
5755	151	CDD	AVG	26	0	25/29.4 (MCS11)	10.68	10.66	13.68	30.00	-16.32	
		CDD	AVG	26	8	25/29.4 (MCS11)	10.81	10.93	13.88	30.00	-16.12	
		CDD	AVG	26	17	25/29.4 (MCS11)	10.67	10.96	13.83	30.00	-16.17	
5795	159	CDD	AVG	26	0	25/29.4 (MCS11)	10.76	10.37	13.58	30.00	-16.42	
		CDD	AVG	26	8	25/29.4 (MCS11)	10.85	10.79	13.83	30.00	-16.17	
		CDD	AVG	26	17	25/29.4 (MCS11)	10.71	10.60	13.67	30.00	-16.33	

Table 7-108. FCC CDD Primary 40MHz BW (UNII) Maximum Conducted Output Power (RU26)

5GHz (80MHz Bandwidth)	Freq [MHz]	Channel	Mode	Detector	RU Size	RU Index	Data Rate [Mbps]	Conducted Powers [dBm]			Conducted Power Limit [dBm]	Conducted Power Margin [dB]
								Antenna WF5B	Antenna WF8	Summed		
5210	42	CDD	AVG	26	0	25/29.4 (MCS11)	8.99	8.89	11.95	23.98	-12.03	
		CDD	AVG	26	18	25/29.4 (MCS11)	8.93	8.80	11.87	23.98	-12.11	
		CDD	AVG	26	36	25/29.4 (MCS11)	8.80	8.99	11.90	23.98	-12.08	
5775	155	CDD	AVG	26	0	25/29.4 (MCS11)	10.62	10.19	13.42	30.00	-16.58	
		CDD	AVG	26	18	25/29.4 (MCS11)	10.66	10.69	13.68	30.00	-16.32	
		CDD	AVG	26	36	25/29.4 (MCS11)	10.61	10.31	13.47	30.00	-16.53	

Table 7-109. FCC CDD Primary 80MHz BW (UNII) Maximum Conducted Output Power (RU26)

FCC ID: BCGA2836 IC: 579C-A2836		MEASUREMENT REPORT (CERTIFICATION)	Approved by: Technical Manager
Test Report S/N: 1C2311270067-12.BCG	Test Dates: 1/8/2024 - 3/18/2024	EUT Type: Tablet Device	Page 100 of 455

ISED CDD/SDM Primary Conducted Output Power Measurements (RU26)

5GHz (20MHz Bandwidth)	Freq [MHz]	Channel	Mode	Detector	RU Size	RU Index	Data Rate [Mbps]	Conducted Powers [dBm]			Conducted Power Limit [dBm]	Conducted Power Margin [dB]	Ant. Gain [dBi]	Max e.i.r.p. [dBm]	Max e.i.r.p. Limit [dBm]	e.i.r.p. Margin [dB]
								Antenna WFSB	Antenna WFB	Summed						
								5180	36	SDM						
		SDM	AVG	26	4	25/29.4 (MCS11)	5.58	5.65	8.62	-	-	1.60	10.22	22.56	-12.34	
		SDM	AVG	26	8	25/29.4 (MCS11)	5.60	5.73	8.67	-	-	1.60	10.27	22.56	-12.29	
	5200	40	SDM	AVG	26	0	25/29.4 (MCS11)	5.69	5.71	8.71	-	-	1.60	10.31	22.56	-12.25
		SDM	AVG	26	4	25/29.4 (MCS11)	5.52	5.69	8.61	-	-	1.60	10.21	22.56	-12.35	
		SDM	AVG	26	8	25/29.4 (MCS11)	5.57	5.73	8.66	-	-	1.60	10.26	22.56	-12.30	
	5240	48	SDM	AVG	26	0	25/29.4 (MCS11)	5.75	5.75	8.76	-	-	1.60	10.36	22.56	-12.20
		SDM	AVG	26	4	25/29.4 (MCS11)	5.70	5.71	8.72	-	-	1.60	10.32	22.56	-12.24	
		SDM	AVG	26	8	25/29.4 (MCS11)	5.59	5.52	8.56	-	-	1.60	10.16	22.56	-12.40	
	5745	149	CDD	AVG	26	0	25/29.4 (MCS11)	10.80	10.78	13.80	30.00	-16.20	2.00	15.80	-	-
		CDD	AVG	26	4	25/29.4 (MCS11)	10.75	11.00	13.89	30.00	-16.11	2.00	15.89	-	-	
		CDD	AVG	26	8	25/29.4 (MCS11)	10.79	10.66	13.74	30.00	-16.26	2.00	15.74	-	-	
		CDD	AVG	26	0	25/29.4 (MCS11)	10.93	10.66	13.81	30.00	-16.19	2.00	15.81	-	-	
		CDD	AVG	26	4	25/29.4 (MCS11)	10.85	10.92	13.89	30.00	-16.11	2.00	15.89	-	-	
		CDD	AVG	26	8	25/29.4 (MCS11)	10.84	10.83	13.84	30.00	-16.16	2.00	15.84	-	-	
	5785	157	CDD	AVG	26	0	25/29.4 (MCS11)	11.00	10.73	13.88	30.00	-16.12	2.00	15.88	-	-
		CDD	AVG	26	4	25/29.4 (MCS11)	10.95	10.77	13.87	30.00	-16.13	2.00	15.87	-	-	
		CDD	AVG	26	8	25/29.4 (MCS11)	10.93	10.95	13.95	30.00	-16.05	2.00	15.95	-	-	

Table 7-110. ISED CDD/SDM Primary 20MHz BW (UNII) Maximum Conducted Output Power and Max EIRP (RU26)

5GHz (40MHz Bandwidth)	Freq [MHz]	Channel	Mode	Detector	RU Size	RU Index	Data Rate [Mbps]	Conducted Powers [dBm]			Conducted Power Limit [dBm]	Conducted Power Margin [dB]	Ant. Gain [dBi]	Max e.i.r.p. [dBm]	Max e.i.r.p. Limit [dBm]	e.i.r.p. Margin [dB]
								Antenna WFSB	Antenna WFB	Summed						
								5190	38	SDM						
		SDM	AVG	26	8	25/29.4 (MCS11)	5.61	5.60	8.62	-	-	1.60	10.22	22.56	-12.34	
		SDM	AVG	26	17	25/29.4 (MCS11)	5.75	5.60	8.69	-	-	1.60	10.29	22.56	-12.27	
	5230	46	SDM	AVG	26	0	25/29.4 (MCS11)	5.72	5.66	8.70	-	-	1.60	10.30	22.56	-12.26
		SDM	AVG	26	8	25/29.4 (MCS11)	5.70	5.75	8.74	-	-	1.60	10.34	22.56	-12.22	
		SDM	AVG	26	17	25/29.4 (MCS11)	5.62	5.65	8.64	-	-	1.60	10.24	22.56	-12.32	
		CDD	AVG	26	0	25/29.4 (MCS11)	10.68	10.66	13.68	30.00	-16.32	2.00	15.68	-	-	
		CDD	AVG	26	8	25/29.4 (MCS11)	10.81	10.93	13.88	30.00	-16.12	2.00	15.88	-	-	
		CDD	AVG	26	17	25/29.4 (MCS11)	10.67	10.96	13.83	30.00	-16.17	2.00	15.83	-	-	
		CDD	AVG	26	0	25/29.4 (MCS11)	10.76	10.37	13.58	30.00	-16.42	2.00	15.58	-	-	
	5795	159	CDD	AVG	26	8	25/29.4 (MCS11)	10.85	10.79	13.83	30.00	-16.17	2.00	15.83	-	-
		CDD	AVG	26	17	25/29.4 (MCS11)	10.71	10.60	13.67	30.00	-16.33	2.00	15.67	-	-	

Table 7-111. ISED CDD/SDM Primary 40MHz BW (UNII) Maximum Conducted Output Power and Max EIRP (RU26)

5GHz (80MHz Bandwidth)	Freq [MHz]	Channel	Mode	Detector	RU Size	RU Index	Data Rate [Mbps]	Conducted Powers [dBm]			Conducted Power Limit [dBm]	Conducted Power Margin [dB]	Ant. Gain [dBi]	Max e.i.r.p. [dBm]	Max e.i.r.p. Limit [dBm]	e.i.r.p. Margin [dB]
								Antenna WFSB	Antenna WFB	Summed						
								5210	42	SDM						
		SDM	AVG	26	18	25/29.4 (MCS11)	5.56	5.73	8.66	-	-	1.60	10.26	22.56	-12.30	
		SDM	AVG	26	36	25/29.4 (MCS11)	5.67	5.75	8.72	-	-	1.60	10.32	22.56	-12.24	
		CDD	AVG	26	0	25/29.4 (MCS11)	10.62	10.19	13.42	30.00	-16.58	2.00	15.42	-	-	
		CDD	AVG	26	18	25/29.4 (MCS11)	10.66	10.69	13.68	30.00	-16.32	2.00	15.68	-	-	
		CDD	AVG	26	36	25/29.4 (MCS11)	10.61	10.31	13.47	30.00	-16.53	2.00	15.47	-	-	

Table 7-112. ISED CDD/SDM Primary 80MHz BW (UNII) Maximum Conducted Output Power and Max EIRP (RU26)

FCC ID: BCGA2836 IC: 579C-A2836		MEASUREMENT REPORT (CERTIFICATION)	Approved by: Technical Manager
Test Report S/N: 1C2311270067-12.BCG	Test Dates: 1/8/2024 - 3/18/2024	EUT Type: Tablet Device	Page 101 of 455

FCC CDD Primary Conducted Output Power Measurements (RU52)

5GHz (20MHz Bandwidth)	Freq [MHz]	Channel	Mode	Detector	RU Size	RU Index	Data Rate [Mbps]	Conducted Powers [dBm]			Conducted Power Limit [dBm]	Conducted Power Margin [dB]
								Antenna WF5B	Antenna WF8	Summed		
5260	52	CDD	AVG	52	37	50/58.8 (MCS11)	11.97	11.91	14.95	23.60	-8.65	
		CDD	AVG	52	39	50/58.8 (MCS11)	11.85	11.95	14.91	23.60	-8.69	
		CDD	AVG	52	40	50/58.8 (MCS11)	11.90	11.87	14.90	23.60	-8.70	
5300	60	CDD	AVG	52	37	50/58.8 (MCS11)	11.92	11.85	14.90	23.60	-8.70	
		CDD	AVG	52	39	50/58.8 (MCS11)	11.92	12.00	14.97	23.60	-8.63	
		CDD	AVG	52	40	50/58.8 (MCS11)	12.00	11.87	14.95	23.60	-8.65	
5320	64	CDD	AVG	52	37	50/58.8 (MCS11)	11.89	11.82	14.86	23.60	-8.74	
		CDD	AVG	52	39	50/58.8 (MCS11)	11.98	11.98	14.99	23.60	-8.61	
		CDD	AVG	52	40	50/58.8 (MCS11)	11.95	11.82	14.90	23.60	-8.70	
5500	100	CDD	AVG	52	37	50/58.8 (MCS11)	11.84	11.90	14.88	23.60	-8.72	
		CDD	AVG	52	39	50/58.8 (MCS11)	11.93	11.98	14.96	23.60	-8.64	
		CDD	AVG	52	40	50/58.8 (MCS11)	11.87	11.98	14.94	23.60	-8.66	
5580	116	CDD	AVG	52	37	50/58.8 (MCS11)	11.94	11.96	14.96	23.60	-8.64	
		CDD	AVG	52	39	50/58.8 (MCS11)	11.89	11.85	14.88	23.60	-8.72	
		CDD	AVG	52	40	50/58.8 (MCS11)	11.90	11.85	14.89	23.60	-8.71	
5720	144	CDD	AVG	52	37	50/58.8 (MCS11)	11.92	11.96	14.95	23.60	-8.65	
		CDD	AVG	52	39	50/58.8 (MCS11)	11.90	11.96	14.94	23.60	-8.66	
		CDD	AVG	52	40	50/58.8 (MCS11)	11.89	11.79	14.85	23.60	-8.75	

Table 7-113. FCC CDD Primary 20MHz BW (UNII) Maximum Conducted Output Power (RU52)

5GHz (40MHz Bandwidth)	Freq [MHz]	Channel	Mode	Detector	RU Size	RU Index	Data Rate [Mbps]	Conducted Powers [dBm]			Conducted Power Limit [dBm]	Conducted Power Margin [dB]
								Antenna WF5B	Antenna WF8	Summed		
5270	54	CDD	AVG	52	37	50/58.8 (MCS11)	11.81	11.78	14.81	23.60	-8.79	
		CDD	AVG	52	40	50/58.8 (MCS11)	11.98	11.90	14.95	23.60	-8.65	
		CDD	AVG	52	44	50/58.8 (MCS11)	11.92	11.85	14.90	23.60	-8.70	
5310	62	CDD	AVG	52	37	50/58.8 (MCS11)	11.93	11.81	14.88	23.60	-8.72	
		CDD	AVG	52	40	50/58.8 (MCS11)	11.78	11.87	14.84	23.60	-8.76	
		CDD	AVG	52	44	50/58.8 (MCS11)	11.78	11.87	14.83	23.60	-8.77	
5510	102	CDD	AVG	52	37	50/58.8 (MCS11)	11.92	11.84	14.89	23.60	-8.71	
		CDD	AVG	52	40	50/58.8 (MCS11)	12.00	11.78	14.90	23.60	-8.70	
		CDD	AVG	52	44	50/58.8 (MCS11)	11.76	11.84	14.81	23.60	-8.79	
5590	118	CDD	AVG	52	37	50/58.8 (MCS11)	11.99	12.00	15.01	23.60	-8.59	
		CDD	AVG	52	40	50/58.8 (MCS11)	11.95	11.77	14.87	23.60	-8.73	
		CDD	AVG	52	44	50/58.8 (MCS11)	11.83	11.76	14.81	23.60	-8.79	
5710	142	CDD	AVG	52	37	50/58.8 (MCS11)	12.00	11.79	14.91	23.60	-8.69	
		CDD	AVG	52	40	50/58.8 (MCS11)	11.97	11.80	14.90	23.60	-8.70	
		CDD	AVG	52	44	50/58.8 (MCS11)	11.95	11.89	14.93	23.60	-8.67	

Table 7-114. FCC CDD Primary 40MHz BW (UNII) Maximum Conducted Output Power (RU52)

5GHz (80MHz Bandwidth)	Freq [MHz]	Channel	Mode	Detector	RU Size	RU Index	Data Rate [Mbps]	Conducted Powers [dBm]			Conducted Power Limit [dBm]	Conducted Power Margin [dB]
								Antenna WF5B	Antenna WF8	Summed		
5290	58	CDD	AVG	52	37	50/58.8 (MCS11)	11.89	11.78	14.84	23.60	-8.76	
		CDD	AVG	52	44	50/58.8 (MCS11)	11.84	12.00	14.93	23.60	-8.67	
		CDD	AVG	52	52	50/58.8 (MCS11)	11.88	11.83	14.86	23.60	-8.74	
5530	106	CDD	AVG	52	37	50/58.8 (MCS11)	11.43	11.50	14.48	23.60	-9.12	
		CDD	AVG	52	44	50/58.8 (MCS11)	11.36	11.47	14.43	23.60	-9.17	
		CDD	AVG	52	52	50/58.8 (MCS11)	11.47	11.41	14.45	23.60	-9.15	
5610	122	CDD	AVG	52	37	50/58.8 (MCS11)	11.81	11.96	14.90	23.60	-8.70	
		CDD	AVG	52	44	50/58.8 (MCS11)	11.84	11.75	14.81	23.60	-8.79	
		CDD	AVG	52	52	50/58.8 (MCS11)	11.78	12.00	14.90	23.60	-8.70	
5690	138	CDD	AVG	52	37	50/58.8 (MCS11)	12.00	11.91	14.96	23.60	-8.64	
		CDD	AVG	52	44	50/58.8 (MCS11)	11.94	11.85	14.91	23.60	-8.69	
		CDD	AVG	52	52	50/58.8 (MCS11)	11.79	11.81	14.81	23.60	-8.79	

Table 7-115. FCC CDD Primary 80MHz BW (UNII) Maximum Conducted Output Power (RU52)

FCC ID: BCGA2836 IC: 579C-A2836		MEASUREMENT REPORT (CERTIFICATION)	Approved by: Technical Manager
Test Report S/N: 1C2311270067-12.BCG	Test Dates: 1/8/2024 - 3/18/2024	EUT Type: Tablet Device	Page 102 of 455

5GHz (160MHz Bandwidth)	Freq [MHz]	Channel	Mode	Detector	RU Size	RU Index	Data Rate [Mbps]	Conducted Powers [dBm]			Conducted Power Limit [dBm]	Conducted Power Margin [dB]
								Antenna WF5B	Antenna WF8	Summed		
	5250	50 (L)	CDD	AVG	52	37	50/58.8 (MCS11)	10.34	10.46	13.41	23.98	-10.57
			CDD	AVG	52	52	50/58.8 (MCS11)	10.47	10.28	13.39	23.98	-10.59
		50 (U)	CDD	AVG	52	52	50/58.8 (MCS11)	10.30	10.44	13.38	23.60	-10.22
	5570	114 (L)	CDD	AVG	52	37	50/58.8 (MCS11)	8.82	8.76	11.8	30.00	-18.20
			CDD	AVG	52	52	50/58.8 (MCS11)	8.81	8.82	11.82	30.00	-18.18
		114 (U)	CDD	AVG	52	52	50/58.8 (MCS11)	8.97	8.91	11.95	30.00	-18.05

Table 7-116. FCC CDD Primary 160MHz BW (UNII) Maximum Conducted Output Power (RU52)

FCC ID: BCGA2836 IC: 579C-A2836		MEASUREMENT REPORT (CERTIFICATION)	Approved by: Technical Manager
Test Report S/N: 1C2311270067-12.BCG	Test Dates: 1/8/2024 - 3/18/2024	EUT Type: Tablet Device	Page 103 of 455



ISED CDD/SDM Primary Conducted Output Power Measurements (RU52)

	Freq [MHz]	Channel	Mode	Detector	RU Size	RU Index	Data Rate [Mbps]	Conducted Powers [dBm]			Conducted Power Limit [dBm]	Conducted Power Margin [dB]	Ant. Gain [dBi]	Max e.i.r.p. [dBm]	Max e.i.r.p. Limit [dBm]	e.i.r.p. Margin [dB]
								Antenna WF5B	Antenna WF8	Summed						
5GHz (20MHz Bandwidth)	5260	52	CDD	AVG	52	37	50/58.8 (MCS11)	11.97	11.91	14.95	23.60	-8.65	1.80	16.75	29.60	-12.85
			CDD	AVG	52	39	50/58.8 (MCS11)	11.85	11.95	14.91	23.60	-8.69	1.80	16.71	29.60	-12.89
			CDD	AVG	52	40	50/58.8 (MCS11)	11.90	11.87	14.90	23.60	-8.70	1.80	16.70	29.60	-12.90
	5300	60	CDD	AVG	52	37	50/58.8 (MCS11)	11.92	11.85	14.90	23.60	-8.70	1.80	16.70	29.60	-12.90
			CDD	AVG	52	39	50/58.8 (MCS11)	11.92	12.00	14.97	23.60	-8.63	1.80	16.77	29.60	-12.83
			CDD	AVG	52	40	50/58.8 (MCS11)	12.00	11.87	14.95	23.60	-8.65	1.80	16.75	29.60	-12.85
	5320	64	CDD	AVG	52	37	50/58.8 (MCS11)	11.89	11.82	14.86	23.60	-8.74	1.80	16.66	29.60	-12.94
			CDD	AVG	52	39	50/58.8 (MCS11)	11.98	11.98	14.99	23.60	-8.61	1.80	16.79	29.60	-12.81
			CDD	AVG	52	40	50/58.8 (MCS11)	11.95	11.82	14.90	23.60	-8.70	1.80	16.70	29.60	-12.90
	5500	100	CDD	AVG	52	37	50/58.8 (MCS11)	11.84	11.90	14.88	23.60	-8.72	1.90	16.78	29.60	-12.82
			CDD	AVG	52	39	50/58.8 (MCS11)	11.93	11.98	14.96	23.60	-8.64	1.90	16.86	29.60	-12.74
			CDD	AVG	52	40	50/58.8 (MCS11)	11.87	11.98	14.94	23.60	-8.66	1.90	16.84	29.60	-12.76
	5580	116	CDD	AVG	52	37	50/58.8 (MCS11)	11.94	11.96	14.96	23.60	-8.64	1.90	16.86	29.60	-12.74
			CDD	AVG	52	39	50/58.8 (MCS11)	11.89	11.85	14.88	23.60	-8.72	1.90	16.78	29.60	-12.82
			CDD	AVG	52	40	50/58.8 (MCS11)	11.90	11.85	14.89	23.60	-8.71	1.90	16.79	29.60	-12.81
	5720	144	CDD	AVG	52	37	50/58.8 (MCS11)	11.92	11.96	14.95	23.60	-8.65	1.90	16.85	29.60	-12.75
			CDD	AVG	52	39	50/58.8 (MCS11)	11.90	11.96	14.94	23.60	-8.66	1.90	16.84	29.60	-12.76
			CDD	AVG	52	40	50/58.8 (MCS11)	11.89	11.79	14.85	23.60	-8.75	1.90	16.75	29.60	-12.85

Table 7-117. ISED CDD Primary 20MHz BW (UNII) Maximum Conducted Output Power and Max EIRP (RU52)

	Freq [MHz]	Channel	Mode	Detector	RU Size	RU Index	Data Rate [Mbps]	Conducted Powers [dBm]			Conducted Power Limit [dBm]	Conducted Power Margin [dB]	Ant. Gain [dBi]	Max e.i.r.p. [dBm]	Max e.i.r.p. Limit [dBm]	e.i.r.p. Margin [dB]
								Antenna WF5B	Antenna WF8	Summed						
5GHz (40MHz Bandwidth)	5270	54	CDD	AVG	52	37	50/58.8 (MCS11)	11.81	11.78	14.81	23.60	-8.79	1.80	16.61	29.60	-12.99
			CDD	AVG	52	40	50/58.8 (MCS11)	11.98	11.90	14.95	23.60	-8.65	1.80	16.75	29.60	-12.85
			CDD	AVG	52	44	50/58.8 (MCS11)	11.92	11.85	14.90	23.60	-8.70	1.80	16.70	29.60	-12.90
	5310	62	CDD	AVG	52	37	50/58.8 (MCS11)	11.93	11.81	14.88	23.60	-8.72	1.80	16.68	29.60	-12.92
			CDD	AVG	52	40	50/58.8 (MCS11)	11.78	11.87	14.84	23.60	-8.76	1.80	16.64	29.60	-12.96
			CDD	AVG	52	44	50/58.8 (MCS11)	11.78	11.87	14.83	23.60	-8.77	1.80	16.63	29.60	-12.97
	5510	102	CDD	AVG	52	37	50/58.8 (MCS11)	11.92	11.84	14.89	23.60	-8.71	1.90	16.79	29.60	-12.81
			CDD	AVG	52	40	50/58.8 (MCS11)	12.00	11.78	14.90	23.60	-8.70	1.90	16.80	29.60	-12.80
			CDD	AVG	52	44	50/58.8 (MCS11)	11.76	11.84	14.81	23.60	-8.79	1.90	16.71	29.60	-12.89
	5550	110	CDD	AVG	52	37	50/58.8 (MCS11)	11.82	11.93	14.89	23.60	-8.71	1.90	16.79	29.60	-12.81
			CDD	AVG	52	40	50/58.8 (MCS11)	11.94	11.85	14.91	23.60	-8.69	1.90	16.81	29.60	-12.79
			CDD	AVG	52	44	50/58.8 (MCS11)	12.00	11.90	14.96	23.60	-8.64	1.90	16.86	29.60	-12.74
	5710	142	CDD	AVG	52	37	50/58.8 (MCS11)	12.00	11.79	14.91	23.60	-8.69	1.90	16.81	29.60	-12.79
			CDD	AVG	52	40	50/58.8 (MCS11)	11.97	11.80	14.90	23.60	-8.70	1.90	16.80	29.60	-12.80
			CDD	AVG	52	44	50/58.8 (MCS11)	11.95	11.89	14.93	23.60	-8.67	1.90	16.83	29.60	-12.77

Table 7-118. ISED CDD Primary 40MHz BW (UNII) Maximum Conducted Output Power and Max EIRP (RU52)

	Freq [MHz]	Channel	Mode	Detector	RU Size	RU Index	Data Rate [Mbps]	Conducted Powers [dBm]			Conducted Power Limit [dBm]	Conducted Power Margin [dB]	Ant. Gain [dBi]	Max e.i.r.p. [dBm]	Max e.i.r.p. Limit [dBm]	e.i.r.p. Margin [dB]
								Antenna WF5B	Antenna WF8	Summed						
5GHz (80MHz Bandwidth)	5290	58	CDD	AVG	52	37	50/58.8 (MCS11)	11.89	11.78	14.84	23.60	-8.76	1.80	16.64	29.60	-12.96
			CDD	AVG	52	44	50/58.8 (MCS11)	11.84	12.00	14.93	23.60	-8.67	1.80	16.73	29.60	-12.87
			CDD	AVG	52	52	50/58.8 (MCS11)	11.88	11.83	14.86	23.60	-8.74	1.80	16.66	29.60	-12.94
	5530	106	CDD	AVG	52	37	50/58.8 (MCS11)	11.43	11.50	14.48	23.60	-9.12	1.90	16.38	29.60	-13.22
			CDD	AVG	52	44	50/58.8 (MCS11)	11.36	11.47	14.43	23.60	-9.17	1.90	16.33	29.60	-13.27
			CDD	AVG	52	52	50/58.8 (MCS11)	11.47	11.41	14.45	23.60	-9.15	1.90	16.35	29.60	-13.25
	5690	138	CDD	AVG	52	37	50/58.8 (MCS11)	12.00	11.91	14.96	23.60	-8.64	1.90	16.86	29.60	-12.74
			CDD	AVG	52	44	50/58.8 (MCS11)	11.94	11.85	14.91	23.60	-8.69	1.90	16.81	29.60	-12.79
			CDD	AVG	52	52	50/58.8 (MCS11)	11.79	11.81	14.81	23.60	-8.79	1.90	16.71	29.60	-12.89

Table 7-119. ISED CDD Primary 80MHz BW (UNII) Maximum Conducted Output Power and Max EIRP (RU52)

	Freq [MHz]	Channel	Mode	Detector	RU Size	RU Index	Data Rate [Mbps]	Conducted Powers [dBm]			Conducted Power Limit [dBm]	Conducted Power Margin [dB]	Ant. Gain [dBi]	Max e.i.r.p. [dBm]	Max e.i.r.p. Limit [dBm]	e.i.r.p. Margin [dB]
								Antenna WF5B	Antenna WF8	Summed						
5GHz (160MHz Bandwidth)	5250	50 (L)	SDM	AVG	52	37	50/58.8 (MCS11)	8.58	8.74	11.67	-	-	1.60	13.27	22.56	-9.29
			SDM	AVG	52	52	50/58.8 (MCS11)	8.74	8.73	11.75	-	-	1.60	13.35	22.56	-9.21
		50 (U)	SDM	AVG	52	52	50/58.8 (MCS11)	8.56	8.67	11.62	-	-	1.28	12.90	22.56	-9.65

Table 7-120. ISED SDM Primary 160MHz BW (UNII) Maximum Conducted Output Power and Max EIRP (RU52)

FCC ID: BCGA2836 IC: 579C-A2836	element	MEASUREMENT REPORT (CERTIFICATION)	Approved by: Technical Manager
Test Report S/N: 1C2311270067-12.BCG	Test Dates: 1/8/2024 - 3/18/2024	EUT Type: Tablet Device	Page 104 of 455

V 10.5 12/15/2021

Unless otherwise specified, no part of this report may be reproduced or utilized in any part, form or by any means, electronic or mechanical, including photocopying and microfilm, without permission in writing from Element Materials Technology. If you have any questions about this or have an enquiry about obtaining additional rights to this report or assembly of contents thereof, please contact ct.info@element.com.



FCC CDD Primary Conducted Output Power Measurements (Highest Power Among Partially-Loaded RU's)

5GHz (20MHz Bandwidth)	Freq [MHz]	Channel	Mode	Detector	RU Size	RU Index	Data Rate [Mbps]	Conducted Powers [dBm]			Conducted Power Limit [dBm]	Conducted Power Margin [dB]
								Antenna WF5B	Antenna WF8	Summed		
	5180	36	CDD	AVG	106	53	106.3/125 (MCS11)	14.95	14.93	17.95	23.98	-6.03
			CDD	AVG	106	54	106.3/125 (MCS11)	14.93	14.90	17.93	23.98	-6.05
	5200	40	CDD	AVG	106	53	106.3/125 (MCS11)	14.94	14.89	17.93	23.98	-6.05
			CDD	AVG	106	54	106.3/125 (MCS11)	14.95	14.88	17.92	23.98	-6.06
	5240	48	CDD	AVG	106	53	106.3/125 (MCS11)	15.00	14.98	18.00	23.98	-5.98
			CDD	AVG	106	54	106.3/125 (MCS11)	14.76	14.82	17.80	23.98	-6.18
	5260	52	CDD	AVG	106	53	106.3/125 (MCS11)	14.86	14.78	17.83	23.60	-5.77
			CDD	AVG	106	54	106.3/125 (MCS11)	14.97	14.89	17.94	23.60	-5.66
	5300	60	CDD	AVG	106	53	106.3/125 (MCS11)	14.99	14.90	17.96	23.60	-5.64
			CDD	AVG	106	54	106.3/125 (MCS11)	14.92	14.85	17.89	23.60	-5.71
	5320	64	CDD	AVG	106	53	106.3/125 (MCS11)	14.83	14.95	17.90	23.60	-5.70
			CDD	AVG	106	54	106.3/125 (MCS11)	14.83	14.83	17.84	23.60	-5.76
	5500	100	CDD	AVG	106	53	106.3/125 (MCS11)	14.35	14.50	17.43	23.60	-6.17
			CDD	AVG	106	54	106.3/125 (MCS11)	14.46	14.46	17.47	23.60	-6.13
	5520	104	CDD	AVG	106	53	106.3/125 (MCS11)	14.95	14.87	17.92	23.60	-5.68
			CDD	AVG	106	54	106.3/125 (MCS11)	14.90	14.80	17.86	23.60	-5.74
	5580	116	CDD	AVG	106	53	106.3/125 (MCS11)	14.92	14.97	17.96	23.60	-5.64
			CDD	AVG	106	54	106.3/125 (MCS11)	14.95	14.98	17.98	23.60	-5.62
	5680	136	CDD	AVG	106	53	106.3/125 (MCS11)	14.99	14.89	17.95	23.60	-5.65
			CDD	AVG	106	54	106.3/125 (MCS11)	14.93	14.85	17.90	23.60	-5.70
	5700	140	CDD	AVG	106	53	106.3/125 (MCS11)	12.82	12.91	15.88	23.60	-7.72
			CDD	AVG	106	54	106.3/125 (MCS11)	12.81	12.93	15.88	23.60	-7.72
	5720	144	CDD	AVG	106	53	106.3/125 (MCS11)	14.83	14.75	17.80	23.60	-5.80
			CDD	AVG	106	54	106.3/125 (MCS11)	14.92	14.84	17.89	23.60	-5.71
	5745	149	CDD	AVG	106	53	106.3/125 (MCS11)	16.82	16.74	19.79	30.00	-10.21
			CDD	AVG	106	54	106.3/125 (MCS11)	16.88	16.82	19.86	30.00	-10.14
	5785	157	CDD	AVG	106	53	106.3/125 (MCS11)	16.96	16.72	19.85	30.00	-10.15
			CDD	AVG	106	54	106.3/125 (MCS11)	16.97	16.96	19.97	30.00	-10.03
	5825	165	CDD	AVG	106	53	106.3/125 (MCS11)	16.76	16.85	19.82	30.00	-10.18
			CDD	AVG	106	54	106.3/125 (MCS11)	16.62	16.78	19.71	30.00	-10.29

Table 7-121. FCC CDD Primary 20MHz BW (UNII) Maximum Conducted Output Power (Highest Power Among Partially-Loaded RU's)

5GHz (40MHz Bandwidth)	Freq [MHz]	Channel	Mode	Detector	RU Size	RU Index	Data Rate [Mbps]	Conducted Powers [dBm]			Conducted Power Limit [dBm]	Conducted Power Margin [dB]
								Antenna WF5B	Antenna WF8	Summed		
	5190	38	CDD	AVG	242	61	243.8/286.8 (MCS11)	12.96	12.90	15.94	23.98	-8.04
			CDD	AVG	242	62	243.8/286.8 (MCS11)	12.98	12.94	15.97	23.98	-8.01
	5230	46	CDD	AVG	242	61	243.8/286.8 (MCS11)	16.87	16.95	19.92	23.98	-4.06
			CDD	AVG	242	62	243.8/286.8 (MCS11)	16.85	16.92	19.90	23.98	-4.08
	5270	54	CDD	AVG	242	61	243.8/286.8 (MCS11)	16.97	17.00	20.00	23.60	-3.60
			CDD	AVG	242	62	243.8/286.8 (MCS11)	16.92	16.98	19.96	23.60	-3.64
	5310	62	CDD	AVG	242	61	243.8/286.8 (MCS11)	12.90	12.95	15.94	23.60	-7.66
			CDD	AVG	242	62	243.8/286.8 (MCS11)	12.96	12.93	15.96	23.60	-7.64
	5510	102	CDD	AVG	242	61	243.8/286.8 (MCS11)	11.98	11.95	14.98	23.60	-8.62
			CDD	AVG	242	62	243.8/286.8 (MCS11)	11.81	11.79	14.81	23.60	-8.79
	5550	110	CDD	AVG	242	61	243.8/286.8 (MCS11)	16.95	16.92	19.94	23.60	-3.66
			CDD	AVG	242	62	243.8/286.8 (MCS11)	17.00	16.97	20.00	23.60	-3.60
	5590	118	CDD	AVG	242	61	243.8/286.8 (MCS11)	16.92	16.93	19.94	23.60	-3.66
			CDD	AVG	242	62	243.8/286.8 (MCS11)	16.94	16.90	19.93	23.60	-3.67
	5630	126	CDD	AVG	242	61	243.8/286.8 (MCS11)	16.92	16.78	19.86	23.60	-3.74
			CDD	AVG	242	62	243.8/286.8 (MCS11)	16.93	16.91	19.93	23.60	-3.67
	5670	134	CDD	AVG	242	61	243.8/286.8 (MCS11)	14.99	14.90	17.95	23.60	-5.65
			CDD	AVG	242	62	243.8/286.8 (MCS11)	14.89	14.83	17.87	23.60	-5.73
	5710	142	CDD	AVG	106	53	106.3/125 (MCS11)	14.79	14.93	17.87	23.60	-5.73
			CDD	AVG	106	54	106.3/125 (MCS11)	14.99	14.98	18.00	23.60	-5.60
			CDD	AVG	106	56	106.3/125 (MCS11)	14.84	15.02	17.94	23.60	-5.66
	5755	151	CDD	AVG	242	61	243.8/286.8 (MCS11)	18.39	18.36	21.38	30.00	-8.62
			CDD	AVG	242	62	243.8/286.8 (MCS11)	18.46	18.31	21.39	30.00	-8.61
	5795	159	CDD	AVG	242	61	243.8/286.8 (MCS11)	19.76	19.45	22.62	30.00	-7.38
			CDD	AVG	242	62	243.8/286.8 (MCS11)	20.00	19.49	22.76	30.00	-7.24

Table 7-122. FCC CDD Primary 40MHz BW (UNII) Maximum Conducted Output Power (Highest Power Among Partially-Loaded RU's)

FCC ID: BCGA2836 IC: 579C-A2836		MEASUREMENT REPORT (CERTIFICATION)	Approved by: Technical Manager
Test Report S/N: 1C2311270067-12.BCG	Test Dates: 1/8/2024 - 3/18/2024	EUT Type: Tablet Device	Page 105 of 455

5GHz (80MHz Bandwidth)	Freq [MHz]	Channel	Mode	Detector	RU Size	RU Index	Data Rate [Mbps]	Conducted Powers [dBm]			Conducted Power Limit [dBm]	Conducted Power Margin [dB]
								Antenna WF5B	Antenna WF8	Summed		
5210	42		CDD	AVG	484	65	487.5/573.5 (MCS11)	11.83	11.86	14.86	23.98	-9.12
			CDD	AVG	484	66	487.5/573.5 (MCS11)	11.92	11.81	14.88	23.98	-9.10
5290	58		CDD	AVG	484	65	487.5/573.5 (MCS11)	12.87	12.82	15.85	23.60	-7.75
			CDD	AVG	484	66	487.5/573.5 (MCS11)	12.88	12.83	15.86	23.60	-7.74
5530	106		CDD	AVG	484	65	487.5/573.5 (MCS11)	11.41	11.48	14.46	23.60	-9.14
			CDD	AVG	484	66	487.5/573.5 (MCS11)	11.37	11.40	14.40	23.60	-9.20
5610	122		CDD	AVG	484	65	487.5/573.5 (MCS11)	15.98	15.99	18.99	23.60	-4.61
			CDD	AVG	484	66	487.5/573.5 (MCS11)	15.92	15.94	18.94	23.60	-4.66
5690	138		CDD	AVG	484	65	487.5/573.5 (MCS11)	14.97	14.91	17.95	23.60	-5.65
			CDD	AVG	484	66	487.5/573.5 (MCS11)	14.90	14.87	17.90	23.60	-5.70
5775	155		CDD	AVG	484	65	487.5/573.5 (MCS11)	15.98	16.00	19.00	30.00	-11.00
			CDD	AVG	484	66	487.5/573.5 (MCS11)	15.99	15.94	18.98	30.00	-11.02

Table 7-123. FCC CDD Primary 80MHz BW (UNII) Maximum Conducted Output Power (Highest Power Among Partially-Loaded RU's)

5GHz (160MHz Bandwidth)	Freq [MHz]	Channel	Mode	Detector	RU Size	RU Index	Data Rate [Mbps]	Conducted Powers [dBm]			Conducted Power Limit [dBm]	Conducted Power Margin [dB]
								Antenna WF5B	Antenna WF8	Summed		
5250	50 (L)		CDD	AVG	996	67	1020.8/1201 (MCS11)	10.31	10.35	13.34	23.98	-10.64
			CDD	AVG	996	67	1020.8/1201 (MCS11)	10.32	10.36	13.35	23.98	-10.63
	114 (L)		CDD	AVG	996	67	1020.8/1201 (MCS11)	8.97	8.80	11.9	30.00	-18.10
			CDD	AVG	996	67	1020.8/1201 (MCS11)	8.90	8.99	11.96	30.00	-18.04

Table 7-124. FCC CDD Primary 160MHz BW (UNII) Maximum Conducted Output Power (Highest Power Among Partially-Loaded RU's)

FCC ID: BCGA2836 IC: 579C-A2836		MEASUREMENT REPORT (CERTIFICATION)	Approved by: Technical Manager
Test Report S/N: 1C2311270067-12.BCG	Test Dates: 1/8/2024 - 3/18/2024	EUT Type: Tablet Device	Page 106 of 455

FCC CDD Primary Conducted Output Power Measurements (Fully-loaded RU)

5GHz (20MHz Bandwidth)	Freq [MHz]	Channel	Mode	Detector	RU Size	RU Index	Data Rate [Mbps]	Conducted Powers [dBm]			Conducted Power Limit [dBm]	Conducted Power Margin [dB]
								Antenna WF5B	Antenna WF8	Summed		
								5180	36	CDD		
5200	40	CDD	AVG	242	61	243.8/286.8 (MCS11)	16.97	16.87	19.93	23.98	-4.05	
5240	48	CDD	AVG	242	61	243.8/286.8 (MCS11)	16.92	16.89	19.92	23.98	-4.06	
5260	52	CDD	AVG	242	61	243.8/286.8 (MCS11)	16.98	16.90	19.95	23.60	-3.65	
5300	60	CDD	AVG	242	61	243.8/286.8 (MCS11)	16.86	16.74	19.81	23.60	-3.79	
5320	64	CDD	AVG	242	61	243.8/286.8 (MCS11)	15.25	15.19	18.23	23.60	-5.37	
5500	100	CDD	AVG	242	61	243.8/286.8 (MCS11)	14.27	14.49	17.39	23.60	-6.21	
5520	104	CDD	AVG	242	61	243.8/286.8 (MCS11)	16.92	16.51	19.73	23.60	-3.87	
5580	116	CDD	AVG	242	61	243.8/286.8 (MCS11)	16.91	16.82	19.88	23.60	-3.72	
5680	136	CDD	AVG	242	61	243.8/286.8 (MCS11)	16.86	16.92	19.90	23.60	-3.70	
5700	140	CDD	AVG	242	61	243.8/286.8 (MCS11)	12.86	13.00	15.94	23.60	-7.66	
5720	144	CDD	AVG	242	61	243.8/286.8 (MCS11)	16.89	16.91	19.91	23.60	-3.69	
5745	149	CDD	AVG	242	61	243.8/286.8 (MCS11)	19.74	19.72	22.74	30.00	-7.26	
5785	157	CDD	AVG	242	61	243.8/286.8 (MCS11)	19.95	19.91	22.94	30.00	-7.06	
5825	165	CDD	AVG	242	61	243.8/286.8 (MCS11)	19.90	19.77	22.84	30.00	-7.16	

Table 7-129. FCC CDD Primary 20MHz BW (UNII) Maximum Conducted Output Power (Fully-loaded RU)

5GHz (40MHz Bandwidth)	Freq [MHz]	Channel	Mode	Detector	RU Size	RU Index	Data Rate [Mbps]	Conducted Powers [dBm]			Conducted Power Limit [dBm]	Conducted Power Margin [dB]
								Antenna WF5B	Antenna WF8	Summed		
								5190	38	CDD		
5230	46	CDD	AVG	484	65	487.5/573.5 (MCS11)	18.57	18.63	21.61	23.98	-2.37	
5270	54	CDD	AVG	484	65	487.5/573.5 (MCS11)	18.80	18.84	21.83	23.60	-1.77	
5310	62	CDD	AVG	484	65	487.5/573.5 (MCS11)	13.00	12.95	15.99	23.60	-7.61	
5510	102	CDD	AVG	484	65	487.5/573.5 (MCS11)	11.95	11.82	14.90	23.60	-8.70	
5550	110	CDD	AVG	484	65	487.5/573.5 (MCS11)	17.00	16.86	19.94	23.60	-3.66	
5590	118	CDD	AVG	484	65	487.5/573.5 (MCS11)	19.36	19.45	22.41	23.60	-1.19	
5630	126	CDD	AVG	484	65	487.5/573.5 (MCS11)	19.32	19.40	22.37	23.60	-1.23	
5670	134	CDD	AVG	484	65	487.5/573.5 (MCS11)	14.82	14.80	17.82	23.60	-5.78	
5710	142	CDD	AVG	484	65	487.5/573.5 (MCS11)	19.33	19.48	22.42	23.60	-1.18	
5755	151	CDD	AVG	484	65	487.5/573.5 (MCS11)	18.50	18.47	21.49	30.00	-8.51	
5795	159	CDD	AVG	484	65	487.5/573.5 (MCS11)	19.99	19.83	22.92	30.00	-7.08	

Table 7-130. FCC CDD Primary 40MHz BW (UNII) Maximum Conducted Output Power (Fully-loaded RU)

5GHz (80MHz Bandwidth)	Freq [MHz]	Channel	Mode	Detector	RU Size	RU Index	Data Rate [Mbps]	Conducted Powers [dBm]			Conducted Power Limit [dBm]	Conducted Power Margin [dB]
								Antenna WF5B	Antenna WF8	Summed		
								5210	42	CDD		
5290	58	CDD	AVG	996	67	1020.8/1201 (MCS11)	13.00	12.92	15.97	23.60	-7.63	
5530	106	CDD	AVG	996	67	1020.8/1201 (MCS11)	11.43	11.45	14.45	23.60	-9.15	
5610	122	CDD	AVG	996	67	1020.8/1201 (MCS11)	15.98	15.90	18.95	23.60	-4.65	
5690	138	CDD	AVG	996	67	1020.8/1201 (MCS11)	19.47	19.88	22.69	23.60	-0.91	
5775	155	CDD	AVG	996	67	1020.8/1201 (MCS11)	15.83	15.91	18.88	30.00	-11.12	

Table 7-131. FCC CDD Primary 80MHz BW (UNII) Maximum Conducted Output Power (Fully-loaded RU)

5GHz (160MHz Bandwidth)	Freq [MHz]	Channel	Mode	Detector	RU Size	RU Index	Data Rate [Mbps]	Conducted Powers [dBm]			Conducted Power Limit [dBm]	Conducted Power Margin [dB]
								Antenna WF5B	Antenna WF8	Summed		
								5250	50	CDD		
5570	114	CDD	AVG	996x2	68	2041.6/2402 (MCS11)	8.79	8.92	11.86	30.00	-18.14	

Table 7-132. FCC CDD Primary 160MHz BW (UNII) Maximum Conducted Output Power (Fully-loaded RU)

FCC ID: BCGA2836 IC: 579C-A2836		MEASUREMENT REPORT (CERTIFICATION)	Approved by: Technical Manager
Test Report S/N: 1C2311270067-12.BCG	Test Dates: 1/8/2024 - 3/18/2024	EUT Type: Tablet Device	Page 108 of 455

ISED CDD/SDM Primary Conducted Output Power Measurements (Fully-loaded RU)

5GHz (20MHz Bandwidth)	Freq [MHz]	Channel	Mode	Detector	RU Size	RU Index	Data Rate [Mbps]	Conducted Powers [dBm]			Conducted Power Limit [dBm]	Conducted Power Margin [dB]	Ant. Gain [dBi]	Max e.i.r.p. [dBm]	Max e.i.r.p. Limit [dBm]	e.i.r.p. Margin [dB]
								Antenna WFSB	Antenna WFB	Summed						
	5180	36	SDM	AVG	242	61	243.8/286.8 (MCS11)	13.75	13.53	16.65	-	-	1.60	18.25	22.56	-4.31
	5200	40	SDM	AVG	242	61	243.8/286.8 (MCS11)	13.52	13.53	16.54	-	-	1.60	18.14	22.56	-4.42
	5240	48	SDM	AVG	242	61	243.8/286.8 (MCS11)	13.50	13.71	16.62	-	-	1.60	18.22	22.56	-4.34
	5260	52	CDD	AVG	242	61	243.8/286.8 (MCS11)	16.98	16.90	19.95	23.60	-3.65	1.80	21.75	29.60	-7.85
	5300	60	CDD	AVG	242	61	243.8/286.8 (MCS11)	16.86	16.74	19.81	23.60	-3.79	1.80	21.61	29.60	-7.99
	5320	64	CDD	AVG	242	61	243.8/286.8 (MCS11)	15.25	15.19	18.23	23.60	-5.37	1.80	20.03	29.60	-9.57
	5500	100	CDD	AVG	242	61	243.8/286.8 (MCS11)	14.27	14.49	17.39	23.60	-6.21	1.90	19.29	29.60	-10.31
	5520	104	CDD	AVG	242	61	243.8/286.8 (MCS11)	16.92	16.51	19.73	23.60	-3.87	1.90	21.63	29.60	-7.97
	5580	116	CDD	AVG	242	61	243.8/286.8 (MCS11)	16.91	16.82	19.88	23.60	-3.72	1.90	21.78	29.60	-7.82
	5680	136	CDD	AVG	242	61	243.8/286.8 (MCS11)	16.86	16.92	19.90	23.60	-3.70	1.90	21.80	29.60	-7.80
	5700	140	CDD	AVG	242	61	243.8/286.8 (MCS11)	12.86	13.00	15.94	23.60	-7.66	1.90	17.84	29.60	-11.76
	5720	144	CDD	AVG	242	61	243.8/286.8 (MCS11)	16.89	16.91	19.91	23.60	-3.69	1.90	21.81	29.60	-7.79
	5745	149	CDD	AVG	242	61	243.8/286.8 (MCS11)	19.74	19.72	22.74	30.00	-7.26	2.00	24.74	-	-
	5785	157	CDD	AVG	242	61	243.8/286.8 (MCS11)	19.95	19.91	22.94	30.00	-7.06	2.00	24.94	-	-
	5825	165	CDD	AVG	242	61	243.8/286.8 (MCS11)	19.90	19.77	22.84	30.00	-7.16	2.00	24.84	-	-

Table 7-133. ISED CDD/SDM Primary 20MHz BW (UNII) Maximum Conducted Output Power and Max EIRP (Fully-loaded RU)

5GHz (40MHz Bandwidth)	Freq [MHz]	Channel	Mode	Detector	RU Size	RU Index	Data Rate [Mbps]	Conducted Powers [dBm]			Conducted Power Limit [dBm]	Conducted Power Margin [dB]	Ant. Gain [dBi]	Max e.i.r.p. [dBm]	Max e.i.r.p. Limit [dBm]	e.i.r.p. Margin [dB]
								Antenna WFSB	Antenna WFB	Summed						
	5190	38	CDD	AVG	484	65	487.5/573.5 (MCS11)	12.92	12.97	15.96	-	-	1.70	17.66	22.56	-4.90
	5230	46	SDM	AVG	484	65	487.5/573.5 (MCS11)	16.21	16.25	19.24	-	-	1.60	20.84	22.56	-1.72
	5270	54	CDD	AVG	484	65	487.5/573.5 (MCS11)	18.80	18.84	21.83	23.60	-1.77	1.80	23.63	29.60	-5.97
	5310	62	CDD	AVG	484	65	487.5/573.5 (MCS11)	13.00	12.95	15.99	23.60	-7.61	1.80	17.79	29.60	-11.81
	5510	102	CDD	AVG	484	65	487.5/573.5 (MCS11)	11.95	11.82	14.90	23.60	-8.70	1.90	16.80	29.60	-12.80
	5550	110	CDD	AVG	484	65	487.5/573.5 (MCS11)	17.00	16.86	19.94	23.60	-3.66	1.90	21.84	29.60	-7.76
	5670	134	CDD	AVG	484	65	487.5/573.5 (MCS11)	14.82	14.80	17.82	23.60	-5.78	1.90	19.72	29.60	-9.88
	5710	142	CDD	AVG	484	65	487.5/573.5 (MCS11)	19.33	19.48	22.42	23.60	-1.18	1.90	24.32	29.60	-5.28
	5755	151	CDD	AVG	484	65	487.5/573.5 (MCS11)	18.50	18.47	21.49	30.00	-8.51	2.00	23.49	-	-
	5795	159	CDD	AVG	484	65	487.5/573.5 (MCS11)	19.99	19.83	22.92	30.00	-7.08	2.00	24.92	-	-

Table 7-134. ISED CDD/SDM Primary 40MHz BW (UNII) Maximum Conducted Output Power and Max EIRP (Fully-loaded RU)

5GHz (80MHz Bandwidth)	Freq [MHz]	Channel	Mode	Detector	RU Size	RU Index	Data Rate [Mbps]	Conducted Powers [dBm]			Conducted Power Limit [dBm]	Conducted Power Margin [dB]	Ant. Gain [dBi]	Max e.i.r.p. [dBm]	Max e.i.r.p. Limit [dBm]	e.i.r.p. Margin [dB]
								Antenna WFSB	Antenna WFB	Summed						
	5210	42	CDD	AVG	996	67	1020.8/1201 (MCS11)	11.81	11.81	14.82	-	-	1.70	16.52	22.56	-6.04
	5290	58	CDD	AVG	996	67	1020.8/1201 (MCS11)	13.00	12.92	15.97	23.60	-7.63	1.80	17.77	29.60	-11.83
	5530	106	CDD	AVG	996	67	1020.8/1201 (MCS11)	11.43	11.45	14.45	23.60	-9.15	1.90	16.35	29.60	-13.25
	5690	138	CDD	AVG	996	67	1020.8/1201 (MCS11)	19.47	19.88	22.69	23.60	-0.91	1.90	24.59	29.60	-5.01
	5775	155	CDD	AVG	996	67	1020.8/1201 (MCS11)	15.83	15.91	18.88	30.00	-11.12	2.00	20.88	-	-

Table 7-135. ISED CDD Primary 80MHz BW (UNII) Maximum Conducted Output Power and Max EIRP (Fully-loaded RU)

5GHz (160MHz Bandwidth)	Freq [MHz]	Channel	Mode	Detector	RU Size	RU Index	Data Rate [Mbps]	Conducted Powers [dBm]			Conducted Power Limit [dBm]	Conducted Power Margin [dB]	Ant. Gain [dBi]	Max e.i.r.p. [dBm]	Max e.i.r.p. Limit [dBm]	e.i.r.p. Margin [dB]
								Antenna WFSB	Antenna WFB	Summed						
	5250	50	CDD	AVG	996x2	68	2041.6/2402 (MCS11)	10.49	10.48	13.49	-	-	1.80	15.29	22.56	-7.27

Table 7-136. ISED CDD Primary 160MHz BW (UNII) Maximum Conducted Output Power and Max EIRP (Fully-loaded RU)

FCC ID: BCGA2836 IC: 579C-A2836		MEASUREMENT REPORT (CERTIFICATION)	Approved by: Technical Manager
Test Report S/N: 1C2311270067-12.BCG	Test Dates: 1/8/2024 - 3/18/2024	EUT Type: Tablet Device	Page 109 of 455

FCC CDD Diversity Conducted Output Power Measurements (RU26)

5GHz (20MHz Bandwidth)	Freq [MHz]	Channel	Mode	Detector	RU Size	RU Index	Data Rate [Mbps]	Conducted Powers [dBm]			Conducted Power Limit [dBm]	Conducted Power Margin [dB]
								Antenna WF8	Antenna WF7	Summed		
5180	36	CDD	AVG	26	0	25/29.4 (MCS11)	8.69	9.00	11.86	23.98	-12.12	
		CDD	AVG	26	4	25/29.4 (MCS11)	8.79	8.99	11.90	23.98	-12.08	
		CDD	AVG	26	8	25/29.4 (MCS11)	8.83	8.95	11.90	23.98	-12.08	
5200	40	CDD	AVG	26	0	25/29.4 (MCS11)	8.97	9.00	11.99	23.98	-11.99	
		CDD	AVG	26	4	25/29.4 (MCS11)	8.90	8.89	11.90	23.98	-12.08	
		CDD	AVG	26	8	25/29.4 (MCS11)	8.96	8.84	11.91	23.98	-12.07	
5240	48	CDD	AVG	26	0	25/29.4 (MCS11)	9.00	8.87	11.95	23.98	-12.03	
		CDD	AVG	26	4	25/29.4 (MCS11)	8.86	8.91	11.89	23.98	-12.09	
		CDD	AVG	26	8	25/29.4 (MCS11)	8.98	9.00	12.00	23.98	-11.98	
5745	149	CDD	AVG	26	0	25/29.4 (MCS11)	10.78	10.43	13.62	30.00	-16.38	
		CDD	AVG	26	4	25/29.4 (MCS11)	11.00	10.82	13.92	30.00	-16.08	
		CDD	AVG	26	8	25/29.4 (MCS11)	10.66	10.43	13.56	30.00	-16.44	
5785	157	CDD	AVG	26	0	25/29.4 (MCS11)	10.66	10.46	13.57	30.00	-16.43	
		CDD	AVG	26	4	25/29.4 (MCS11)	10.92	10.87	13.90	30.00	-16.10	
		CDD	AVG	26	8	25/29.4 (MCS11)	10.83	10.51	13.68	30.00	-16.32	
5825	165	CDD	AVG	26	0	25/29.4 (MCS11)	10.73	10.47	13.61	30.00	-16.39	
		CDD	AVG	26	4	25/29.4 (MCS11)	10.77	10.95	13.87	30.00	-16.13	
		CDD	AVG	26	8	25/29.4 (MCS11)	10.95	10.47	13.73	30.00	-16.27	

Table 7-137. FCC CDD Diversity 20MHz BW (UNII) Maximum Conducted Output Power (RU26)

5GHz (40MHz Bandwidth)	Freq [MHz]	Channel	Mode	Detector	RU Size	RU Index	Data Rate [Mbps]	Conducted Powers [dBm]			Conducted Power Limit [dBm]	Conducted Power Margin [dB]
								Antenna WF8	Antenna WF7	Summed		
5190	38	CDD	AVG	26	0	25/29.4 (MCS11)	8.88	8.92	11.91	23.98	-12.07	
		CDD	AVG	26	8	25/29.4 (MCS11)	8.73	8.85	11.80	23.98	-12.18	
		CDD	AVG	26	17	25/29.4 (MCS11)	9.00	8.91	11.97	23.98	-12.01	
5230	46	CDD	AVG	26	0	25/29.4 (MCS11)	8.85	8.99	11.93	23.98	-12.05	
		CDD	AVG	26	8	25/29.4 (MCS11)	8.97	8.99	11.99	23.98	-11.99	
		CDD	AVG	26	17	25/29.4 (MCS11)	8.86	8.74	11.81	23.98	-12.17	
5755	151	CDD	AVG	26	0	25/29.4 (MCS11)	10.66	10.24	13.46	30.00	-16.54	
		CDD	AVG	26	8	25/29.4 (MCS11)	10.93	10.87	13.91	30.00	-16.09	
		CDD	AVG	26	17	25/29.4 (MCS11)	10.96	10.24	13.62	30.00	-16.38	
5795	159	CDD	AVG	26	0	25/29.4 (MCS11)	10.37	10.38	13.38	30.00	-16.62	
		CDD	AVG	26	8	25/29.4 (MCS11)	10.79	10.75	13.78	30.00	-16.22	
		CDD	AVG	26	17	25/29.4 (MCS11)	10.60	10.30	13.46	30.00	-16.54	

Table 7-138. FCC CDD Diversity 40MHz BW (UNII) Maximum Conducted Output Power (RU26)

5GHz (80MHz Bandwidth)	Freq [MHz]	Channel	Mode	Detector	RU Size	RU Index	Data Rate [Mbps]	Conducted Powers [dBm]			Conducted Power Limit [dBm]	Conducted Power Margin [dB]
								Antenna WF8	Antenna WF7	Summed		
5210	42	CDD	AVG	26	0	25/29.4 (MCS11)	8.89	8.86	11.89	23.98	-12.09	
		CDD	AVG	26	18	25/29.4 (MCS11)	8.80	8.89	11.85	23.98	-12.13	
		CDD	AVG	26	36	25/29.4 (MCS11)	8.99	8.92	11.96	23.98	-12.02	
5775	155	CDD	AVG	26	0	25/29.4 (MCS11)	10.19	10.29	13.25	30.00	-16.75	
		CDD	AVG	26	18	25/29.4 (MCS11)	10.69	10.26	13.49	30.00	-16.51	
		CDD	AVG	26	36	25/29.4 (MCS11)	10.31	10.11	13.22	30.00	-16.78	

Table 7-139. FCC CDD Diversity 80MHz BW (UNII) Maximum Conducted Output Power (RU26)

FCC ID: BCGA2836 IC: 579C-A2836		MEASUREMENT REPORT (CERTIFICATION)	Approved by: Technical Manager
Test Report S/N: 1C2311270067-12.BCG	Test Dates: 1/8/2024 - 3/18/2024	EUT Type: Tablet Device	Page 110 of 455

ISED CDD/SDM Diversity Conducted Output Power Measurements (RU26)

5GHz (20MHz Bandwidth)	Freq [MHz]	Channel	Mode	Detector	RU Size	RU Index	Data Rate [Mbps]	Conducted Powers [dBm]			Conducted Power Limit [dBm]	Conducted Power Margin [dB]	Ant. Gain [dBi]	Max e.i.r.p. [dBm]	Max e.i.r.p. Limit [dBm]	e.i.r.p. Margin [dB]
								Antenna WF8	Antenna WF7	Summed						
								5180	36	SDM						
		SDM	AVG	26	4	25/29.4 (MCS11)	5.65	5.52	8.59	-	-	0.85	9.44	22.56	-13.12	
		SDM	AVG	26	8	25/29.4 (MCS11)	5.73	5.67	8.71	-	-	0.85	9.56	22.56	-13.00	
	5200	40	SDM	AVG	26	0	25/29.4 (MCS11)	5.71	5.71	8.72	-	-	0.85	9.57	22.56	-12.99
		SDM	AVG	26	4	25/29.4 (MCS11)	5.69	5.59	8.66	-	-	0.85	9.50	22.56	-13.06	
		SDM	AVG	26	8	25/29.4 (MCS11)	5.73	5.70	8.73	-	-	0.85	9.58	22.56	-12.98	
	5240	48	SDM	AVG	26	0	25/29.4 (MCS11)	5.75	5.51	8.64	-	-	0.85	9.49	22.56	-13.07
		SDM	AVG	26	4	25/29.4 (MCS11)	5.71	5.69	8.71	-	-	0.85	9.56	22.56	-13.00	
		SDM	AVG	26	8	25/29.4 (MCS11)	5.52	5.62	8.58	-	-	0.85	9.43	22.56	-13.13	
	5745	149	CDD	AVG	26	0	25/29.4 (MCS11)	10.78	10.43	13.62	30.00	-16.38	1.90	15.52	-	-
		CDD	AVG	26	4	25/29.4 (MCS11)	11.00	10.82	13.92	30.00	-16.08	1.90	15.82	-	-	
		CDD	AVG	26	8	25/29.4 (MCS11)	10.66	10.43	13.56	30.00	-16.44	1.90	15.46	-	-	
	5785	157	CDD	AVG	26	0	25/29.4 (MCS11)	10.66	10.46	13.57	30.00	-16.43	1.90	15.47	-	-
		CDD	AVG	26	4	25/29.4 (MCS11)	10.92	10.87	13.90	30.00	-16.10	1.90	15.80	-	-	
		CDD	AVG	26	8	25/29.4 (MCS11)	10.83	10.51	13.68	30.00	-16.32	1.90	15.58	-	-	
	5825	165	CDD	AVG	26	0	25/29.4 (MCS11)	10.73	10.47	13.61	30.00	-16.39	1.90	15.51	-	-
		CDD	AVG	26	4	25/29.4 (MCS11)	10.77	10.95	13.87	30.00	-16.13	1.90	15.77	-	-	
		CDD	AVG	26	8	25/29.4 (MCS11)	10.95	10.47	13.73	30.00	-16.27	1.90	15.63	-	-	

Table 7-140. ISED CDD/SDM Diversity 20MHz BW (UNII) Maximum Conducted Output Power (RU26)

5GHz (40MHz Bandwidth)	Freq [MHz]	Channel	Mode	Detector	RU Size	RU Index	Data Rate [Mbps]	Conducted Powers [dBm]			Conducted Power Limit [dBm]	Conducted Power Margin [dB]	Ant. Gain [dBi]	Max e.i.r.p. [dBm]	Max e.i.r.p. Limit [dBm]	e.i.r.p. Margin [dB]
								Antenna WF8	Antenna WF7	Summed						
								5190	38	SDM						
		SDM	AVG	26	8	25/29.4 (MCS11)	5.60	5.59	8.61	-	-	0.85	9.46	22.56	-13.10	
		SDM	AVG	26	17	25/29.4 (MCS11)	5.60	5.57	8.60	-	-	0.85	9.45	22.56	-13.11	
	5230	46	SDM	AVG	26	0	25/29.4 (MCS11)	5.66	5.65	8.66	-	-	0.85	9.51	22.56	-13.05
		SDM	AVG	26	8	25/29.4 (MCS11)	5.75	5.54	8.66	-	-	0.85	9.51	22.56	-13.05	
		SDM	AVG	26	17	25/29.4 (MCS11)	5.65	5.74	8.70	-	-	0.85	9.55	22.56	-13.01	
	5755	151	CDD	AVG	26	0	25/29.4 (MCS11)	10.66	10.24	13.46	30.00	-16.54	1.90	15.36	-	-
		CDD	AVG	26	8	25/29.4 (MCS11)	10.93	10.87	13.91	30.00	-16.09	1.90	15.81	-	-	
		CDD	AVG	26	17	25/29.4 (MCS11)	10.96	10.24	13.62	30.00	-16.38	1.90	15.52	-	-	
	5795	159	CDD	AVG	26	0	25/29.4 (MCS11)	10.37	10.38	13.38	30.00	-16.62	1.90	15.28	-	-
		CDD	AVG	26	8	25/29.4 (MCS11)	10.79	10.75	13.78	30.00	-16.22	1.90	15.68	-	-	
		CDD	AVG	26	17	25/29.4 (MCS11)	10.60	10.30	13.46	30.00	-16.54	1.90	15.36	-	-	

Table 7-141. ISED CDD/SDM Diversity 40MHz BW (UNII) Maximum Conducted Output Power (RU26)

5GHz (80MHz Bandwidth)	Freq [MHz]	Channel	Mode	Detector	RU Size	RU Index	Data Rate [Mbps]	Conducted Powers [dBm]			Conducted Power Limit [dBm]	Conducted Power Margin [dB]	Ant. Gain [dBi]	Max e.i.r.p. [dBm]	Max e.i.r.p. Limit [dBm]	e.i.r.p. Margin [dB]
								Antenna WF8	Antenna WF7	Summed						
								5210	42	SDM						
		SDM	AVG	26	18	25/29.4 (MCS11)	5.73	5.75	8.75	-	-	0.85	9.60	22.56	-12.96	
		SDM	AVG	26	36	25/29.4 (MCS11)	5.69	5.54	8.63	-	-	0.85	9.48	22.56	-13.08	
	5775	155	CDD	AVG	26	0	25/29.4 (MCS11)	10.19	10.29	13.25	30.00	-16.75	1.90	15.15	-	-
		CDD	AVG	26	18	25/29.4 (MCS11)	10.69	10.26	13.49	30.00	-16.51	1.90	15.39	-	-	
		CDD	AVG	26	36	25/29.4 (MCS11)	10.31	10.11	13.22	30.00	-16.78	1.90	15.12	-	-	

Table 7-142. ISED CDD/SDM Diversity 80MHz BW (UNII) Maximum Conducted Output Power (RU26)

FCC ID: BCGA2836 IC: 579C-A2836		MEASUREMENT REPORT (CERTIFICATION)	Approved by: Technical Manager
Test Report S/N: 1C2311270067-12.BCG	Test Dates: 1/8/2024 - 3/18/2024	EUT Type: Tablet Device	Page 111 of 455

FCC CDD Diversity Conducted Output Power Measurements (RU52)

5GHz (20MHz Bandwidth)	Freq [MHz]	Channel	Mode	Detector	RU Size	RU Index	Data Rate [Mbps]	Conducted Powers [dBm]			Conducted Power Limit [dBm]	Conducted Power Margin [dB]
							Antenna WF8	Antenna WF7	Summed			
5260	52	CDD	AVG	52	37	50/58.8 (MCS11)	11.91	11.97	14.95	23.60	-8.65	
							11.95	11.91	14.94	23.60	-8.66	
							11.87	12.00	14.95	23.60	-8.65	
5300	60	CDD	AVG	52	37	50/58.8 (MCS11)	11.85	11.90	14.89	23.60	-8.71	
							12.00	11.82	14.92	23.60	-8.68	
							11.87	11.96	14.93	23.60	-8.67	
5320	64	CDD	AVG	52	37	50/58.8 (MCS11)	11.82	11.99	14.91	23.60	-8.69	
							11.98	11.94	14.97	23.60	-8.63	
							11.82	11.81	14.83	23.60	-8.77	
5500	100	CDD	AVG	52	37	50/58.8 (MCS11)	11.90	11.89	14.91	23.60	-8.69	
							11.98	11.99	14.99	23.60	-8.61	
							11.98	11.94	14.97	23.60	-8.63	
5580	116	CDD	AVG	52	37	50/58.8 (MCS11)	11.96	11.81	14.90	23.60	-8.70	
							11.85	11.99	14.93	23.60	-8.67	
							11.85	11.89	14.88	23.60	-8.72	
5720	144	CDD	AVG	52	37	50/58.8 (MCS11)	11.96	11.77	14.88	23.60	-8.72	
							11.96	11.92	14.95	23.60	-8.65	
							11.79	11.77	14.79	23.60	-8.81	

Table 7-143. FCC CDD Diversity 20MHz BW (UNII) Maximum Conducted Output Power (RU52)

5GHz (40MHz Bandwidth)	Freq [MHz]	Channel	Mode	Detector	RU Size	RU Index	Data Rate [Mbps]	Conducted Powers [dBm]			Conducted Power Limit [dBm]	Conducted Power Margin [dB]
							Antenna WF8	Antenna WF7	Summed			
5270	54	CDD	AVG	52	37	50/58.8 (MCS11)	11.78	11.81	14.81	23.60	-8.79	
							11.90	11.87	14.89	23.60	-8.71	
							11.85	11.85	14.86	23.60	-8.74	
5310	62	CDD	AVG	52	37	50/58.8 (MCS11)	11.81	11.79	14.81	23.60	-8.79	
							11.87	11.98	14.94	23.60	-8.66	
							11.87	11.82	14.85	23.60	-8.75	
5510	102	CDD	AVG	52	37	50/58.8 (MCS11)	11.84	11.89	14.88	23.60	-8.72	
							11.78	11.92	14.86	23.60	-8.74	
							11.84	11.81	14.83	23.60	-8.77	
5590	118	CDD	AVG	52	37	50/58.8 (MCS11)	12.00	11.91	14.97	23.60	-8.63	
							11.77	11.81	14.80	23.60	-8.80	
							11.76	11.85	14.82	23.60	-8.78	
5710	142	CDD	AVG	52	37	50/58.8 (MCS11)	11.79	11.79	14.80	23.60	-8.80	
							11.80	12.00	14.91	23.60	-8.69	
							11.89	11.84	14.88	23.60	-8.72	

Table 7-144. FCC CDD Diversity 40MHz BW (UNII) Maximum Conducted Output Power (RU52)

5GHz (80MHz Bandwidth)	Freq [MHz]	Channel	Mode	Detector	RU Size	RU Index	Data Rate [Mbps]	Conducted Powers [dBm]			Conducted Power Limit [dBm]	Conducted Power Margin [dB]
							Antenna WF8	Antenna WF7	Summed			
5290	58	CDD	AVG	52	37	50/58.8 (MCS11)	11.78	11.84	14.82	23.60	-8.78	
							12.00	11.93	14.98	23.60	-8.62	
							11.83	11.97	14.91	23.60	-8.69	
5530	106	CDD	AVG	52	37	50/58.8 (MCS11)	11.50	11.42	14.47	23.60	-9.13	
							11.47	11.30	14.40	23.60	-9.20	
							11.41	11.40	14.41	23.60	-9.19	
5610	122	CDD	AVG	52	37	50/58.8 (MCS11)	11.96	11.90	14.94	23.60	-8.66	
							11.75	11.87	14.82	23.60	-8.78	
							12.00	11.97	15.00	23.60	-8.60	
5690	138	CDD	AVG	52	37	50/58.8 (MCS11)	11.91	11.87	14.90	23.60	-8.70	
							11.85	11.81	14.84	23.60	-8.76	
							11.81	11.89	14.86	23.60	-8.74	

Table 7-145. FCC CDD Diversity 80MHz BW (UNII) Maximum Conducted Output Power (RU52)

FCC ID: BCGA2836 IC: 579C-A2836		MEASUREMENT REPORT (CERTIFICATION)	Approved by: Technical Manager
Test Report S/N: 1C2311270067-12.BCG	Test Dates: 1/8/2024 - 3/18/2024	EUT Type: Tablet Device	Page 112 of 455

5GHz (160MHz Bandwidth)	Freq [MHz]	Channel	Mode	Detector	RU Size	RU Index	Data Rate [Mbps]	Conducted Powers [dBm]			Conducted Power Limit [dBm]	Conducted Power Margin [dB]
								Antenna WF8	Antenna WF7	Summed		
	5250	50 (L)	CDD	AVG	52	37	50/58.8 (MCS11)	10.46	10.34	13.41	23.98	-10.57
			CDD	AVG	52	52	50/58.8 (MCS11)	10.28	10.27	13.29	23.98	-10.69
		50 (U)	CDD	AVG	52	52	50/58.8 (MCS11)	10.44	10.49	13.48	23.60	-10.12
	5570	114 (L)	CDD	AVG	52	37	50/58.8 (MCS11)	8.76	8.96	11.87	30.00	-18.13
			CDD	AVG	52	52	50/58.8 (MCS11)	8.82	8.93	11.89	30.00	-18.11
		114 (U)	CDD	AVG	52	52	50/58.8 (MCS11)	8.91	8.88	11.90	30.00	-18.10

Table 7-146. FCC CDD Diversity 160MHz BW (UNII) Maximum Conducted Output Power (RU52)

FCC ID: BCGA2836 IC: 579C-A2836		MEASUREMENT REPORT (CERTIFICATION)	Approved by: Technical Manager
Test Report S/N: 1C2311270067-12.BCG	Test Dates: 1/8/2024 - 3/18/2024	EUT Type: Tablet Device	Page 113 of 455



ISED CDD/SDM Diversity Conducted Output Power Measurements (RU52)

5GHz (20MHz Bandwidth)	Freq [MHz]	Channel	Mode	Detector	RU Size	RU Index	Data Rate [Mbps]	Conducted Powers [dBm]			Conducted Power Limit [dBm]	Conducted Power Margin [dB]	Ant. Gain [dBi]	Max e.i.r.p. [dBm]	Max e.i.r.p. Limit [dBm]	e.i.r.p. Margin [dB]
								Antenna WF8	Antenna WF7	Summed						
5260	52	CDD	AVG	52	37	50/58.8 (MCS11)	11.91	11.97	14.95	23.60	-8.65	0.70	15.65	29.60	-13.95	
				52	39	50/58.8 (MCS11)	11.95	11.91	14.94	23.60	-8.66	0.70	15.64	29.60	-13.96	
				52	40	50/58.8 (MCS11)	11.87	12.00	14.95	23.60	-8.65	0.70	15.65	29.60	-13.95	
5300	60	CDD	AVG	52	37	50/58.8 (MCS11)	11.85	11.90	14.89	23.60	-8.71	0.70	15.59	29.60	-14.01	
				52	39	50/58.8 (MCS11)	12.00	11.82	14.92	23.60	-8.68	0.70	15.62	29.60	-13.98	
				52	40	50/58.8 (MCS11)	11.87	11.96	14.93	23.60	-8.67	0.70	15.63	29.60	-13.97	
5320	64	CDD	AVG	52	37	50/58.8 (MCS11)	11.82	11.99	14.91	23.60	-8.69	0.70	15.61	29.60	-13.99	
				52	39	50/58.8 (MCS11)	11.98	11.94	14.97	23.60	-8.63	0.70	15.67	29.60	-13.93	
				52	40	50/58.8 (MCS11)	11.82	11.81	14.83	23.60	-8.77	0.70	15.53	29.60	-14.07	
5500	100	CDD	AVG	52	37	50/58.8 (MCS11)	11.90	11.89	14.91	23.60	-8.69	2.70	17.61	29.60	-11.99	
				52	39	50/58.8 (MCS11)	11.98	11.99	14.99	23.60	-8.61	2.70	17.69	29.60	-11.91	
				52	40	50/58.8 (MCS11)	11.98	11.94	14.97	23.60	-8.63	2.70	17.67	29.60	-11.93	
5580	116	CDD	AVG	52	37	50/58.8 (MCS11)	11.96	11.81	14.90	23.60	-8.70	2.70	17.60	29.60	-12.00	
				52	39	50/58.8 (MCS11)	11.85	11.99	14.93	23.60	-8.67	2.70	17.63	29.60	-11.97	
				52	40	50/58.8 (MCS11)	11.85	11.89	14.88	23.60	-8.72	2.70	17.58	29.60	-12.02	
5720	144	CDD	AVG	52	37	50/58.8 (MCS11)	11.96	11.77	14.88	23.60	-8.72	2.70	17.58	29.60	-12.02	
				52	39	50/58.8 (MCS11)	11.96	11.92	14.95	23.60	-8.65	2.70	17.65	29.60	-11.95	
				52	40	50/58.8 (MCS11)	11.79	11.77	14.79	23.60	-8.81	2.70	17.49	29.60	-12.11	

Table 7-147. ISED CDD Diversity 20MHz BW (UNII) Maximum Conducted Output Power and Max EIRP (RU52)

5GHz (40MHz Bandwidth)	Freq [MHz]	Channel	Mode	Detector	RU Size	RU Index	Data Rate [Mbps]	Conducted Powers [dBm]			Conducted Power Limit [dBm]	Conducted Power Margin [dB]	Ant. Gain [dBi]	Max e.i.r.p. [dBm]	Max e.i.r.p. Limit [dBm]	e.i.r.p. Margin [dB]
								Antenna WF8	Antenna WF7	Summed						
5270	54	CDD	AVG	52	37	50/58.8 (MCS11)	11.78	11.81	14.81	23.60	-8.79	0.70	15.51	29.60	-14.09	
				52	40	50/58.8 (MCS11)	11.90	11.87	14.89	23.60	-8.71	0.70	15.59	29.60	-14.01	
				52	44	50/58.8 (MCS11)	11.85	11.85	14.86	23.60	-8.74	0.70	15.56	29.60	-14.04	
5310	62	CDD	AVG	52	37	50/58.8 (MCS11)	11.81	11.79	14.81	23.60	-8.79	0.70	15.51	29.60	-14.09	
				52	40	50/58.8 (MCS11)	11.87	11.98	14.94	23.60	-8.66	0.70	15.64	29.60	-13.96	
				52	44	50/58.8 (MCS11)	11.87	11.82	14.85	23.60	-8.75	0.70	15.55	29.60	-14.05	
5510	102	CDD	AVG	52	37	50/58.8 (MCS11)	11.84	11.89	14.88	23.60	-8.72	2.70	17.58	29.60	-12.02	
				52	40	50/58.8 (MCS11)	11.78	11.92	14.86	23.60	-8.74	2.70	17.56	29.60	-12.04	
				52	44	50/58.8 (MCS11)	11.84	11.81	14.83	23.60	-8.77	2.70	17.53	29.60	-12.07	
5550	110	CDD	AVG	52	37	50/58.8 (MCS11)	11.93	11.92	14.94	23.60	-8.66	2.70	17.64	29.60	-11.96	
				52	40	50/58.8 (MCS11)	11.85	11.78	14.82	23.60	-8.78	2.70	17.52	29.60	-12.08	
				52	44	50/58.8 (MCS11)	11.90	11.88	14.90	23.60	-8.70	2.70	17.60	29.60	-12.00	
5710	142	CDD	AVG	52	37	50/58.8 (MCS11)	11.79	11.79	14.80	23.60	-8.80	2.70	17.50	29.60	-12.10	
				52	40	50/58.8 (MCS11)	11.80	12.00	14.91	23.60	-8.69	2.70	17.61	29.60	-11.99	
				52	44	50/58.8 (MCS11)	11.89	11.84	14.88	23.60	-8.72	2.70	17.58	29.60	-12.02	

Table 7-148. ISED CDD Diversity 40MHz BW (UNII) Maximum Conducted Output Power and Max EIRP (RU52)

5GHz (80MHz Bandwidth)	Freq [MHz]	Channel	Mode	Detector	RU Size	RU Index	Data Rate [Mbps]	Conducted Powers [dBm]			Conducted Power Limit [dBm]	Conducted Power Margin [dB]	Ant. Gain [dBi]	Max e.i.r.p. [dBm]	Max e.i.r.p. Limit [dBm]	e.i.r.p. Margin [dB]
								Antenna WF8	Antenna WF7	Summed						
5290	58	CDD	AVG	52	37	50/58.8 (MCS11)	11.78	11.84	14.82	23.60	-8.78	0.70	15.52	29.60	-14.08	
				52	44	50/58.8 (MCS11)	12.00	11.93	14.98	23.60	-8.62	0.70	15.68	29.60	-13.92	
				52	52	50/58.8 (MCS11)	11.83	11.97	14.91	23.60	-8.69	0.70	15.61	29.60	-13.99	
5530	106	CDD	AVG	52	37	50/58.8 (MCS11)	11.50	11.42	14.47	23.60	-9.13	2.70	17.17	29.60	-12.43	
				52	44	50/58.8 (MCS11)	11.47	11.30	14.40	23.60	-9.20	2.70	17.10	29.60	-12.50	
				52	52	50/58.8 (MCS11)	11.41	11.40	14.41	23.60	-9.19	2.70	17.11	29.60	-12.49	
5690	138	CDD	AVG	52	37	50/58.8 (MCS11)	11.91	11.87	14.90	23.60	-8.70	2.70	17.60	29.60	-12.00	
				52	44	50/58.8 (MCS11)	11.85	11.81	14.84	23.60	-8.76	2.70	17.54	29.60	-12.06	
				52	52	50/58.8 (MCS11)	11.81	11.89	14.86	23.60	-8.74	2.70	17.56	29.60	-12.04	

Table 7-149. ISED CDD Diversity 80MHz BW (UNII) Maximum Conducted Output Power and Max EIRP (RU52)

5GHz (160MHz Bandwidth)	Freq [MHz]	Channel	Mode	Detector	RU Size	RU Index	Data Rate [Mbps]	Conducted Powers [dBm]			Conducted Power Limit [dBm]	Conducted Power Margin [dB]	Ant. Gain [dBi]	Max e.i.r.p. [dBm]	Max e.i.r.p. Limit [dBm]	e.i.r.p. Margin [dB]
								Antenna WF8	Antenna WF7	Summed						
5250	50 (L)	SDM	AVG	52	37	50/58.8 (MCS11)	8.74	8.71	11.74	-	-	0.85	12.59	22.56	-9.97	
				52	52	50/58.8 (MCS11)	8.73	8.61	11.68	-	-	0.85	12.53	22.56	-10.03	
				50 (U)	SDM	AVG	52	52	50/58.8 (MCS11)	8.67	8.74	11.71	-	-	0.18	11.89

Table 7-150. ISED SDM Diversity 160MHz BW (UNII) Maximum Conducted Output Power and Max EIRP (RU52)

FCC ID: BCGA2836 IC: 579C-A2836		MEASUREMENT REPORT (CERTIFICATION)	Approved by: Technical Manager
Test Report S/N: 1C2311270067-12.BCG	Test Dates: 1/8/2024 - 3/18/2024	EUT Type: Tablet Device	Page 114 of 455

FCC CDD Diversity Conducted Output Power Measurements (Highest Power Among Partially-Loaded RU's)

5GHz (20MHz Bandwidth)	Freq [MHz]	Channel	Mode	Detector	RU Size	RU Index	Data Rate [Mbps]	Conducted Powers [dBm]			Conducted Power Limit [dBm]	Conducted Power Margin [dB]
								Antenna WF8	Antenna WF7	Summed		
5180	36	CDD	AVG	106	53	106.3/125 (MCS11)	14.93	14.90	17.92	23.98	-6.06	
		CDD	AVG	106	54	106.3/125 (MCS11)	14.90	14.94	17.93	23.98	-6.05	
5200	40	CDD	AVG	106	53	106.3/125 (MCS11)	14.89	14.84	17.87	23.98	-6.11	
		CDD	AVG	106	54	106.3/125 (MCS11)	14.88	14.89	17.89	23.98	-6.09	
5240	48	CDD	AVG	106	53	106.3/125 (MCS11)	14.98	14.93	17.96	23.98	-6.02	
		CDD	AVG	106	54	106.3/125 (MCS11)	14.82	14.86	17.85	23.98	-6.13	
5260	52	CDD	AVG	106	53	106.3/125 (MCS11)	14.78	14.82	17.81	23.60	-5.79	
		CDD	AVG	106	54	106.3/125 (MCS11)	14.89	14.81	17.86	23.60	-5.74	
5300	60	CDD	AVG	106	53	106.3/125 (MCS11)	14.90	14.97	17.95	23.60	-5.65	
		CDD	AVG	106	54	106.3/125 (MCS11)	14.85	14.76	17.81	23.60	-5.79	
5320	64	CDD	AVG	106	53	106.3/125 (MCS11)	14.95	14.90	17.94	23.60	-5.66	
		CDD	AVG	106	54	106.3/125 (MCS11)	14.83	14.71	17.78	23.60	-5.82	
5500	100	CDD	AVG	106	53	106.3/125 (MCS11)	14.50	14.41	17.47	23.60	-6.13	
		CDD	AVG	106	54	106.3/125 (MCS11)	14.46	14.49	17.49	23.60	-6.11	
5520	104	CDD	AVG	106	53	106.3/125 (MCS11)	14.87	14.83	17.86	23.60	-5.74	
		CDD	AVG	106	54	106.3/125 (MCS11)	14.80	15.00	17.91	23.60	-5.69	
5580	116	CDD	AVG	106	53	106.3/125 (MCS11)	14.97	14.80	17.90	23.60	-5.70	
		CDD	AVG	106	54	106.3/125 (MCS11)	14.98	14.85	17.93	23.60	-5.67	
5680	136	CDD	AVG	106	53	106.3/125 (MCS11)	14.89	14.82	17.87	23.60	-5.73	
		CDD	AVG	106	54	106.3/125 (MCS11)	14.85	14.91	17.89	23.60	-5.71	
5700	140	CDD	AVG	106	53	106.3/125 (MCS11)	12.91	12.83	15.88	23.60	-7.72	
		CDD	AVG	106	54	106.3/125 (MCS11)	12.93	12.80	15.87	23.60	-7.73	
5720	144	CDD	AVG	106	53	106.3/125 (MCS11)	14.75	14.73	17.75	23.60	-5.85	
		CDD	AVG	106	54	106.3/125 (MCS11)	14.84	14.87	17.87	23.60	-5.73	
5745	149	CDD	AVG	106	53	106.3/125 (MCS11)	16.74	16.57	19.66	30.00	-10.34	
		CDD	AVG	106	54	106.3/125 (MCS11)	16.82	16.53	19.69	30.00	-10.31	
5785	157	CDD	AVG	106	53	106.3/125 (MCS11)	16.72	16.51	19.63	30.00	-10.37	
		CDD	AVG	106	54	106.3/125 (MCS11)	16.96	16.47	19.73	30.00	-10.27	
5825	165	CDD	AVG	106	53	106.3/125 (MCS11)	16.85	16.72	19.79	30.00	-10.21	
		CDD	AVG	106	54	106.3/125 (MCS11)	16.78	16.75	19.77	30.00	-10.23	

Table 7-151. FCC CDD Diversity 20MHz BW (UNII) Maximum Conducted Output Power (Highest Power Among Partially-Loaded RU's)

5GHz (40MHz Bandwidth)	Freq [MHz]	Channel	Mode	Detector	RU Size	RU Index	Data Rate [Mbps]	Conducted Powers [dBm]			Conducted Power Limit [dBm]	Conducted Power Margin [dB]
								Antenna WF8	Antenna WF7	Summed		
5190	38	CDD	AVG	242	61	243.8/286.8 (MCS11)	12.90	12.85	15.88	23.98	-8.10	
		CDD	AVG	242	62	243.8/286.8 (MCS11)	12.94	12.80	15.88	23.98	-8.10	
5230	46	CDD	AVG	242	61	243.8/286.8 (MCS11)	16.95	17.00	19.99	23.98	-3.99	
		CDD	AVG	242	62	243.8/286.8 (MCS11)	16.92	16.90	19.92	23.98	-4.06	
5270	54	CDD	AVG	242	61	243.8/286.8 (MCS11)	17.00	16.92	19.97	23.60	-3.63	
		CDD	AVG	242	62	243.8/286.8 (MCS11)	16.98	17.00	20.00	23.60	-3.60	
5310	62	CDD	AVG	242	61	243.8/286.8 (MCS11)	12.95	12.90	15.94	23.60	-7.66	
		CDD	AVG	242	62	243.8/286.8 (MCS11)	12.93	12.84	15.90	23.60	-7.70	
5510	102	CDD	AVG	242	61	243.8/286.8 (MCS11)	11.95	11.98	14.98	23.60	-8.62	
		CDD	AVG	242	62	243.8/286.8 (MCS11)	11.79	11.95	14.88	23.60	-8.72	
5550	110	CDD	AVG	242	61	243.8/286.8 (MCS11)	16.92	16.88	19.91	23.60	-3.69	
		CDD	AVG	242	62	243.8/286.8 (MCS11)	16.97	16.80	19.90	23.60	-3.70	
5590	118	CDD	AVG	242	61	243.8/286.8 (MCS11)	16.93	17.00	19.98	23.60	-3.62	
		CDD	AVG	242	62	243.8/286.8 (MCS11)	16.90	16.77	19.84	23.60	-3.76	
5630	126	CDD	AVG	242	61	243.8/286.8 (MCS11)	16.78	16.86	19.83	23.60	-3.77	
		CDD	AVG	242	62	243.8/286.8 (MCS11)	16.91	16.81	19.87	23.60	-3.73	
5670	134	CDD	AVG	242	61	243.8/286.8 (MCS11)	14.90	14.81	17.86	23.60	-5.74	
		CDD	AVG	242	62	243.8/286.8 (MCS11)	14.83	14.76	17.81	23.60	-5.79	
5710	142	CDD	AVG	106	53	106.3/125 (MCS11)	14.93	14.94	17.94	23.60	-5.66	
		CDD	AVG	106	54	106.3/125 (MCS11)	14.98	14.79	17.90	23.60	-5.70	
5755	151	CDD	AVG	106	56	106.3/125 (MCS11)	14.99	14.79	17.90	23.60	-5.70	
		CDD	AVG	242	61	243.8/286.8 (MCS11)	18.36	18.41	21.39	30.00	-8.61	
5795	159	CDD	AVG	242	62	243.8/286.8 (MCS11)	18.31	18.50	21.41	30.00	-8.59	
		CDD	AVG	242	61	243.8/286.8 (MCS11)	19.45	19.29	22.38	30.00	-7.62	

Table 7-152. FCC CDD Diversity 40MHz BW (UNII) Maximum Conducted Output Power (Highest Power Among Partially-Loaded RU's)

FCC ID: BCGA2836 IC: 579C-A2836		MEASUREMENT REPORT (CERTIFICATION)	Approved by: Technical Manager
Test Report S/N: 1C2311270067-12.BCG	Test Dates: 1/8/2024 - 3/18/2024	EUT Type: Tablet Device	Page 115 of 455

5GHz (80MHz Bandwidth)	Freq [MHz]	Channel	Mode	Detector	RU Size	RU Index	Data Rate [Mbps]	Conducted Powers [dBm]			Conducted Power Limit [dBm]	Conducted Power Margin [dB]
								Antenna WF8	Antenna WF7	Summed		
5210	42		CDD	AVG	484	65	487.5/573.5 (MCS11)	11.86	11.94	14.91	23.98	-9.07
			CDD	AVG	484	66	487.5/573.5 (MCS11)	11.81	12.00	14.92	23.98	-9.06
5290	58		CDD	AVG	484	65	487.5/573.5 (MCS11)	12.82	12.97	15.90	23.60	-7.70
			CDD	AVG	484	66	487.5/573.5 (MCS11)	12.83	12.88	15.87	23.60	-7.73
5530	106		CDD	AVG	484	65	487.5/573.5 (MCS11)	11.48	11.50	14.50	23.60	-9.10
			CDD	AVG	484	66	487.5/573.5 (MCS11)	11.40	11.45	14.44	23.60	-9.16
5610	122		CDD	AVG	484	65	487.5/573.5 (MCS11)	15.99	15.99	19.00	23.60	-4.60
			CDD	AVG	484	66	487.5/573.5 (MCS11)	15.94	15.94	18.95	23.60	-4.65
5690	138		CDD	AVG	484	65	487.5/573.5 (MCS11)	14.91	15.00	17.97	23.60	-5.63
			CDD	AVG	484	66	487.5/573.5 (MCS11)	14.87	14.89	17.89	23.60	-5.71
5775	155		CDD	AVG	484	65	487.5/573.5 (MCS11)	16.00	15.96	18.99	30.00	-11.01
			CDD	AVG	484	66	487.5/573.5 (MCS11)	15.94	15.99	18.97	30.00	-11.03

Table 7-153. FCC CDD Diversity 80MHz BW (UNII) Maximum Conducted Output Power (Highest Power Among Partially-Loaded RU's)

5GHz (160MHz Bandwidth)	Freq [MHz]	Channel	Mode	Detector	RU Size	RU Index	Data Rate [Mbps]	Conducted Powers [dBm]			Conducted Power Limit [dBm]	Conducted Power Margin [dB]
								Antenna WF8	Antenna WF7	Summed		
5250	50 (L)		CDD	AVG	996	67	1020.8/1201 (MCS11)	10.35	10.36	13.37	23.98	-10.61
5250	50 (U)		CDD	AVG	996	67	1020.8/1201 (MCS11)	10.36	10.39	13.38	23.98	-10.60
5570	114 (L)		CDD	AVG	996	67	1020.8/1201 (MCS11)	8.80	9.98	12.44	30.00	-17.56
5570	114 (U)		CDD	AVG	996	67	1020.8/1201 (MCS11)	8.99	9.83	12.44	30.00	-17.56

Table 7-154. FCC CDD Diversity 160MHz BW (UNII) Maximum Conducted Output Power (Highest Power Among Partially-Loaded RU's)

FCC ID: BCGA2836 IC: 579C-A2836		MEASUREMENT REPORT (CERTIFICATION)	Approved by: Technical Manager
Test Report S/N: 1C2311270067-12.BCG	Test Dates: 1/8/2024 - 3/18/2024	EUT Type: Tablet Device	Page 116 of 455

ISED CDD/SDM Diversity Conducted Output Measurements(Highest Power Among Partially-Loaded RU's)

5GHz (20MHz Bandwidth)	Freq [MHz]	Channel	Mode	Detector	RU Size	RU Index	Data Rate [Mbps]	Conducted Powers [dBm]			Conducted Power Limit [dBm]	Conducted Power Margin [dB]	Ant. Gain [dBi]	Max e.i.r.p. [dBm]	Max e.i.r.p. Limit [dBm]	e.i.r.p. Margin [dB]
								Antenna WF8	Antenna WF7	Summed						
									5180	36						

Table 7-155. ISED CDD/SDM Diversity 20MHz BW (UNII) Maximum Conducted Output Power (Highest Power Among Partially-Loaded RU's)

5GHz (40MHz Bandwidth)	Freq [MHz]	Channel	Mode	Detector	RU Size	RU Index	Data Rate [Mbps]	Conducted Powers [dBm]			Conducted Power Limit [dBm]	Conducted Power Margin [dB]	Ant. Gain [dBi]	Max e.i.r.p. [dBm]	Max e.i.r.p. Limit [dBm]	e.i.r.p. Margin [dB]
								Antenna WF8	Antenna WF7	Summed						
									5190	38						

Table 7-156. ISED CDD/SDM Diversity 40MHz BW (UNII) Maximum Conducted Output Power (Highest Power Among Partially-Loaded RU's)

5GHz (80MHz Bandwidth)	Freq [MHz]	Channel	Mode	Detector	RU Size	RU Index	Data Rate [Mbps]	Conducted Powers [dBm]			Conducted Power Limit [dBm]	Conducted Power Margin [dB]	Ant. Gain [dBi]	Max e.i.r.p. [dBm]	Max e.i.r.p. Limit [dBm]	e.i.r.p. Margin [dB]
								Antenna WF8	Antenna WF7	Summed						
									5210	42						

Table 7-157. ISED CDD Diversity 80MHz BW (UNII) Maximum Conducted Output Power (Highest Power Among Partially-Loaded RU's)

5GHz (160MHz Bandwidth)	Freq [MHz]	Channel	Mode	Detector	RU Size	RU Index	Data Rate [Mbps]	Conducted Powers [dBm]			Conducted Power Limit [dBm]	Conducted Power Margin [dB]	Ant. Gain [dBi]	Max e.i.r.p. [dBm]	Max e.i.r.p. Limit [dBm]	e.i.r.p. Margin [dB]
								Antenna WF8	Antenna WF7	Summed						
									5250	50 (L)						

Table 7-158. ISED CDD Diversity 160MHz BW (UNII) Maximum Conducted Output Power (Highest Power Among Partially-Loaded RU's)

FCC ID: BCGA2836 IC: 579C-A2836		MEASUREMENT REPORT (CERTIFICATION)	Approved by: Technical Manager
Test Report S/N: 1C2311270067-12.BCG	Test Dates: 1/8/2024 - 3/18/2024	EUT Type: Tablet Device	Page 117 of 455

FCC CDD Diversity Conducted Output Power Measurements (Fully-loaded RU)

5GHz (20MHz Bandwidth)	Freq [MHz]	Channel	Mode	Detector	RU Size	RU Index	Data Rate [Mbps]	Conducted Powers [dBm]			Conducted Power Limit [dBm]	Conducted Power Margin [dB]
								Antenna WF8	Antenna WF7	Summed		
	5180	36	CDD	AVG	242	61	243.8/286.8 (MCS11)	14.85	14.87	17.87	23.98	-6.11
	5200	40	CDD	AVG	242	61	243.8/286.8 (MCS11)	16.87	16.92	19.91	23.98	-4.07
	5240	48	CDD	AVG	242	61	243.8/286.8 (MCS11)	16.89	16.90	19.91	23.98	-4.07
	5260	52	CDD	AVG	242	61	243.8/286.8 (MCS11)	16.90	16.81	19.86	23.60	-3.74
	5300	60	CDD	AVG	242	61	243.8/286.8 (MCS11)	16.74	16.79	19.77	23.60	-3.83
	5320	64	CDD	AVG	242	61	243.8/286.8 (MCS11)	15.19	15.25	18.23	23.60	-5.37
	5500	100	CDD	AVG	242	61	243.8/286.8 (MCS11)	14.49	14.45	17.48	23.60	-6.12
	5520	104	CDD	AVG	242	61	243.8/286.8 (MCS11)	16.51	16.68	19.61	23.60	-3.99
	5580	116	CDD	AVG	242	61	243.8/286.8 (MCS11)	16.82	16.83	19.84	23.60	-3.76
	5680	136	CDD	AVG	242	61	243.8/286.8 (MCS11)	16.92	16.84	19.89	23.60	-3.71
	5700	140	CDD	AVG	242	61	243.8/286.8 (MCS11)	13.00	12.94	15.98	23.60	-7.62
	5720	144	CDD	AVG	242	61	243.8/286.8 (MCS11)	16.91	16.94	19.94	23.60	-3.66
	5745	149	CDD	AVG	242	61	243.8/286.8 (MCS11)	19.72	19.38	22.57	30.00	-7.43
	5785	157	CDD	AVG	242	61	243.8/286.8 (MCS11)	19.91	19.53	22.74	30.00	-7.26
	5825	165	CDD	AVG	242	61	243.8/286.8 (MCS11)	19.77	19.56	22.68	30.00	-7.32

Table 7-159. FCC CDD Diversity 20MHz BW (UNII) Maximum Conducted Output Power (Fully-loaded RU)

5GHz (40MHz Bandwidth)	Freq [MHz]	Channel	Mode	Detector	RU Size	RU Index	Data Rate [Mbps]	Conducted Powers [dBm]			Conducted Power Limit [dBm]	Conducted Power Margin [dB]
								Antenna WF8	Antenna WF7	Summed		
	5190	38	CDD	AVG	484	65	487.5/573.5 (MCS11)	13.00	12.90	15.96	23.98	-8.02
	5230	46	CDD	AVG	484	65	487.5/573.5 (MCS11)	18.63	18.74	21.70	23.98	-2.28
	5270	54	CDD	AVG	484	65	487.5/573.5 (MCS11)	18.84	19.00	21.93	23.60	-1.67
	5310	62	CDD	AVG	484	65	487.5/573.5 (MCS11)	12.95	12.86	15.91	23.60	-7.69
	5510	102	CDD	AVG	484	65	487.5/573.5 (MCS11)	11.82	11.90	14.87	23.60	-8.73
	5550	110	CDD	AVG	484	65	487.5/573.5 (MCS11)	16.86	16.87	19.87	23.60	-3.73
	5590	118	CDD	AVG	484	65	487.5/573.5 (MCS11)	19.45	19.32	22.39	23.60	-1.21
	5630	126	CDD	AVG	484	65	487.5/573.5 (MCS11)	19.40	19.49	22.46	23.60	-1.14
	5670	134	CDD	AVG	484	65	487.5/573.5 (MCS11)	14.80	14.90	17.86	23.60	-5.74
	5710	142	CDD	AVG	484	65	487.5/573.5 (MCS11)	19.48	19.40	22.45	23.60	-1.15
	5755	151	CDD	AVG	484	65	487.5/573.5 (MCS11)	18.47	18.42	21.45	30.00	-8.55
	5795	159	CDD	AVG	484	65	487.5/573.5 (MCS11)	19.83	19.50	22.68	30.00	-7.32

Table 7-160. FCC CDD Diversity 40MHz BW (UNII) Maximum Conducted Output Power (Fully-loaded RU)

5GHz (80MHz Bandwidth)	Freq [MHz]	Channel	Mode	Detector	RU Size	RU Index	Data Rate [Mbps]	Conducted Powers [dBm]			Conducted Power Limit [dBm]	Conducted Power Margin [dB]
								Antenna WF8	Antenna WF7	Summed		
	5210	42	CDD	AVG	996	67	1020.8/1201 (MCS11)	12.00	11.93	14.97	23.98	-9.01
	5290	58	CDD	AVG	996	67	1020.8/1201 (MCS11)	12.92	12.96	15.95	23.60	-7.65
	5530	106	CDD	AVG	996	67	1020.8/1201 (MCS11)	11.45	11.50	14.48	23.60	-9.12
	5610	122	CDD	AVG	996	67	1020.8/1201 (MCS11)	15.90	15.98	18.95	23.60	-4.65
	5690	138	CDD	AVG	996	67	1020.8/1201 (MCS11)	19.88	19.11	22.53	23.60	-1.07
	5775	155	CDD	AVG	996	67	1020.8/1201 (MCS11)	15.91	15.93	18.93	30.00	-11.07

Table 7-161. FCC CDD Diversity 80MHz BW (UNII) Maximum Conducted Output Power (Fully-loaded RU)

5GHz (160MHz Bandwidth)	Freq [MHz]	Channel	Mode	Detector	RU Size	RU Index	Data Rate [Mbps]	Conducted Powers [dBm]			Conducted Power Limit [dBm]	Conducted Power Margin [dB]
								Antenna WF8	Antenna WF7	Summed		
	5250	50	CDD	AVG	996x2	68	2041.6/2402 (MCS11)	10.48	10.93	13.72	23.98	-10.26
	5570	114	CDD	AVG	996x2	68	2041.6/2402 (MCS11)	8.92	8.85	11.89	30.00	-18.11

Table 7-162. FCC CDD Diversity 160MHz BW (UNII) Maximum Conducted Output Power (Fully-loaded RU)

FCC ID: BCGA2836 IC: 579C-A2836		MEASUREMENT REPORT (CERTIFICATION)	Approved by: Technical Manager
Test Report S/N: 1C2311270067-12.BCG	Test Dates: 1/8/2024 - 3/18/2024	EUT Type: Tablet Device	Page 118 of 455

ISED CDD/SDM Diversity Conducted Output Power Measurements (Fully-loaded RU)

5GHz (20MHz Bandwidth)	Freq [MHz]	Channel	Mode	Detector	RU Size	RU Index	Data Rate [Mbps]	Conducted Powers [dBm]			Conducted Power Limit [dBm]	Conducted Power Margin [dB]	Ant. Gain [dBi]	Max e.i.r.p. [dBm]	Max e.i.r.p. Limit [dBm]	e.i.r.p. Margin [dB]
								Antenna WF8	Antenna WF7	Summed						
								5180	36	SDM						
5200	40	SDM	AVG	242	61	243.8/286.8 (MCS11)	13.53	13.54	16.55	-	-	0.85	17.40	22.56	-5.16	
5240	48	SDM	AVG	242	61	243.8/286.8 (MCS11)	13.71	13.61	16.67	-	-	0.85	17.52	22.56	-5.04	
5260	52	CDD	AVG	242	61	243.8/286.8 (MCS11)	16.90	16.81	19.86	23.60	-3.74	0.70	20.56	29.60	-9.04	
5300	60	CDD	AVG	242	61	243.8/286.8 (MCS11)	16.74	16.79	19.77	23.60	-3.83	0.70	20.47	29.60	-9.13	
5320	64	CDD	AVG	242	61	243.8/286.8 (MCS11)	15.19	15.25	18.23	23.60	-5.37	0.70	18.93	29.60	-10.67	
5500	100	CDD	AVG	242	61	243.8/286.8 (MCS11)	14.49	14.45	17.48	23.60	-6.12	2.70	20.18	29.60	-9.42	
5520	104	CDD	AVG	242	61	243.8/286.8 (MCS11)	16.51	16.68	19.61	23.60	-3.99	2.70	22.31	29.60	-7.29	
5580	116	CDD	AVG	242	61	243.8/286.8 (MCS11)	16.82	16.83	19.84	23.60	-3.76	2.70	22.54	29.60	-7.06	
5680	136	CDD	AVG	242	61	243.8/286.8 (MCS11)	16.92	16.84	19.89	23.60	-3.71	2.70	22.59	29.60	-7.01	
5700	140	CDD	AVG	242	61	243.8/286.8 (MCS11)	13.00	12.94	15.98	23.60	-7.62	2.70	18.68	29.60	-10.92	
5720	144	CDD	AVG	242	61	243.8/286.8 (MCS11)	16.91	16.94	19.94	23.60	-3.66	2.70	22.64	29.60	-6.96	
5745	149	CDD	AVG	242	61	243.8/286.8 (MCS11)	19.72	19.38	22.57	30.00	-7.43	1.90	24.47	-	-	
5785	157	CDD	AVG	242	61	243.8/286.8 (MCS11)	19.91	19.53	22.74	30.00	-7.26	1.90	24.64	-	-	
5825	165	CDD	AVG	242	61	243.8/286.8 (MCS11)	19.77	19.56	22.68	30.00	-7.32	1.90	24.58	-	-	

Table 7-163. ISED CDD/SDM Diversity 20MHz BW (UNII) Maximum Conducted Output Power (Fully-loaded RU)

5GHz (40MHz Bandwidth)	Freq [MHz]	Channel	Mode	Detector	RU Size	RU Index	Data Rate [Mbps]	Conducted Powers [dBm]			Conducted Power Limit [dBm]	Conducted Power Margin [dB]	Ant. Gain [dBi]	Max e.i.r.p. [dBm]	Max e.i.r.p. Limit [dBm]	e.i.r.p. Margin [dB]
								Antenna WF8	Antenna WF7	Summed						
								5190	38	CDD						
5230	46	SDM	AVG	484	65	487.5/573.5 (MCS11)	16.21	16.24	19.24	-	-	0.85	20.09	22.56	-2.47	
5270	54	CDD	AVG	484	65	487.5/573.5 (MCS11)	18.84	19.00	21.93	23.60	-1.67	0.70	22.63	29.60	-6.97	
5310	62	CDD	AVG	484	65	487.5/573.5 (MCS11)	12.95	12.86	15.91	23.60	-7.69	0.70	16.61	29.60	-12.99	
5510	102	CDD	AVG	484	65	487.5/573.5 (MCS11)	11.82	11.90	14.87	23.60	-8.73	2.70	17.57	29.60	-12.03	
5550	110	CDD	AVG	484	65	487.5/573.5 (MCS11)	16.86	16.87	19.87	23.60	-3.73	2.70	22.57	29.60	-7.03	
5670	134	CDD	AVG	484	65	487.5/573.5 (MCS11)	14.80	14.90	17.86	23.60	-5.74	2.70	20.56	29.60	-9.04	
5710	142	CDD	AVG	484	65	487.5/573.5 (MCS11)	19.48	19.40	22.45	23.60	-1.15	2.70	25.15	29.60	-4.45	
5755	151	CDD	AVG	484	65	487.5/573.5 (MCS11)	18.47	18.42	21.45	30.00	-8.55	1.90	23.35	-	-	
5795	159	CDD	AVG	484	65	487.5/573.5 (MCS11)	19.83	19.50	22.68	30.00	-7.32	1.90	24.58	-	-	

Table 7-164. ISED CDD/SDM Diversity 40MHz BW (UNII) Maximum Conducted Output Power (Fully-loaded RU)

5GHz (80MHz Bandwidth)	Freq [MHz]	Channel	Mode	Detector	RU Size	RU Index	Data Rate [Mbps]	Conducted Powers [dBm]			Conducted Power Limit [dBm]	Conducted Power Margin [dB]	Ant. Gain [dBi]	Max e.i.r.p. [dBm]	Max e.i.r.p. Limit [dBm]	e.i.r.p. Margin [dB]
								Antenna WF8	Antenna WF7	Summed						
								5210	42	CDD						
5290	58	CDD	AVG	996	67	1020.8/1201 (MCS11)	12.92	12.96	15.95	23.60	-7.65	0.70	16.65	29.60	-12.95	
5530	106	CDD	AVG	996	67	1020.8/1201 (MCS11)	11.45	11.50	14.48	23.60	-9.12	2.70	17.18	29.60	-12.42	
5690	138	CDD	AVG	996	67	1020.8/1201 (MCS11)	19.88	19.11	22.53	23.60	-1.07	2.70	25.23	29.60	-4.37	
5775	155	CDD	AVG	996	67	1020.8/1201 (MCS11)	15.91	15.93	18.93	30.00	-11.07	1.90	20.83	-	-	

Table 7-165. ISED CDD Diversity 80MHz BW (UNII) Maximum Conducted Output Power (Fully-loaded RU)

5GHz (160MHz Bandwidth)	Freq [MHz]	Channel	Mode	Detector	RU Size	RU Index	Data Rate [Mbps]	Conducted Powers [dBm]			Conducted Power Limit [dBm]	Conducted Power Margin [dB]	Ant. Gain [dBi]	Max e.i.r.p. [dBm]	Max e.i.r.p. Limit [dBm]	e.i.r.p. Margin [dB]
								Antenna WF8	Antenna WF7	Summed						
								5250	50	CDD						

Table 7-166. ISED CDD Diversity 160MHz BW (UNII) Maximum Conducted Output Power (Fully-loaded RU)

FCC ID: BCGA2836 IC: 579C-A2836		MEASUREMENT REPORT (CERTIFICATION)	Approved by: Technical Manager
Test Report S/N: 1C2311270067-12.BCG	Test Dates: 1/8/2024 - 3/18/2024	EUT Type: Tablet Device	Page 119 of 455

Note:

Per ANSI C63.10-2013 and KDB 662911 v02r01 Section E1), the conducted powers at Antenna WF5B and Antenna WF8 were first measured separately during CDD/SDM transmission as shown in the section above. The measured values were then summed in linear power units then converted back to dBm.

Per ANSI C63.10-2013 Subclause 14.4.3, the correlated directional gain is calculated using the following formula, where G_N is the gain of the nth antenna and N_{ANT} , the total number of antennas used.

$$\text{Directional gain} = G_{ANT} + \text{Array Gain dBi}$$

Per ANSI C63.10-2013 Subclause 14.4.3, the uncorrelated directional gain is calculated using the following formula, where G_N is the gain of the nth antenna and N_{ANT} , the total number of antennas used.

$$\text{Directional gain} = 10 \log\left[\frac{10^{G_1/10} + 10^{G_2/10} + \dots + 10^{G_N/10}}{N_{ANT}}\right] \text{ dBi}$$

Sample CDD/SDM Calculation:

At 5180MHz in 802.11ax (20MHz BW) mode, the average conducted output power was measured to be 5.73 dBm for Antenna WF5B and 5.70 dBm for Antenna WF8.

$$\text{Antenna WF5B} + \text{Antenna WF8} = \text{SDM}$$

$$(5.73 \text{ dBm} + 5.70 \text{ dBm}) = (3.74 \text{ mW} + 3.72 \text{ mW}) = 7.46 \text{ mW} = 8.73 \text{ dBm}$$

Sample e.i.r.p. Calculation:

At 5180MHz in 802.11ax (20MHz BW, SDM) mode, the average SDM conducted power was calculated to be 8.73 dBm with directional gain of 1.60 dBi.

$$\text{e.i.r.p. (dBm)} = \text{Conducted Power (dBm)} + \text{Ant gain (dBi)}$$

$$8.73 \text{ dBm} + 1.60 \text{ dBi} = 10.33 \text{ dBm}$$

FCC ID: BCGA2836 IC: 579C-A2836	 MEASUREMENT REPORT (CERTIFICATION)	Approved by: Technical Manager
Test Report S/N: 1C2311270067-12.BCG	Test Dates: 1/8/2024 - 3/18/2024	EUT Type: Tablet Device
		Page 120 of 455

7.5 Maximum Power Spectral Density – 802.11ax OFDMA

§15.407(a.1.iv) §15.407(a.2) §15.407(a.3); RSS-247 [6.2]

Test Overview and Limit

The spectrum analyzer was connected to the antenna terminal while the EUT was operating at its maximum duty cycle, at its maximum power control level, as defined in ANSI C63.10-2013 and KDB 789033 D02 v02r01, and at the appropriate frequencies. Method SA-1, as defined in ANSI C63.10-2013 and KDB 789033 D02 v02r01, was used to measure the power spectral density.

In the 5.15 – 5.25GHz, 5.25 – 5.35GHz, 5.47 – 5.725GHz bands, the maximum permissible power spectral density is 11dBm/MHz.

In the 5.725 – 5.850GHz band, the maximum permissible power spectral density is 30dBm/500kHz.

Test Procedure Used

ANSI C63.10-2013 – Subclause 12.3.2.2

KDB 789033 D02 v02r01 – Section F

ANSI C63.10-2013 – Subclause 14.3.2.2 Measure-and-Sum Technique

KDB 662911 v02r01 – Section E)2) Measure-and-Sum Technique

Test Settings

1. Analyzer was set to the center frequency of the UNII channel under investigation
2. Span was set to encompass the entire emission bandwidth of the signal
3. RBW = 1MHz for U-NII 1, 500kHz for U-NII 3
4. VBW \geq 3MHz for U-NII 1, \geq 3 x RBW for U-NII 3
5. Number of sweep points \geq 2 x (span/RBW)
6. Sweep time = auto
7. Detector = power averaging (RMS)
8. Trigger was set to free run for all modes
9. Trace was averaged over 100 sweeps
10. The peak search function of the spectrum analyzer was used to find the peak of the spectrum.

Test Setup

The EUT and measurement equipment were set up as shown in the diagram below.



Figure 7-4. Test Instrument & Measurement Setup

Test Notes

1. All of the partially-loaded RU configurations have been investigated for Power Spectral Density measurement and among all partially-loaded RU configurations, the RU26 configuration was found to be the worst case. Therefore, only the RU26 (Partially-loaded RU) and RU242 (Fully-loaded RU) data are included in this section.
2. Low, mid, and high channels were tested and tabular data has been reported. Only mid channel psd plots have been reported.

FCC ID: BCGA2836 IC: 579C-A2836		MEASUREMENT REPORT (CERTIFICATION)	Approved by: Technical Manager
Test Report S/N: 1C2311270067-12.BCG	Test Dates: 1/8/2024 - 3/18/2024	EUT Type: Tablet Device	Page 121 of 455

V 10.5 12/15/2021

Antenna WF5B Power Spectral Density Measurements

	Frequency [MHz]	Channel No.	802.11 MODE	RU Size	RU Index	Data Rate [Mbps]	Measured Power Density [dBm/MHz]	Max Power Density [dBm/MHz]	Margin [dB]
Band 1	5180	36	ax (20MHz)	26	0	12.5/14.7 (MCS11)	6.91	11.0	-4.09
				26	4	12.5/14.7 (MCS11)	6.27	11.0	-4.73
				26	8	12.5/14.7 (MCS11)	7.03	11.0	-3.97
	5200	40	ax (20MHz)	26	0	12.5/14.7 (MCS11)	6.98	11.0	-4.02
				26	4	12.5/14.7 (MCS11)	6.00	11.0	-5.00
				26	8	12.5/14.7 (MCS11)	7.54	11.0	-3.46
	5240	48	ax (20MHz)	26	0	12.5/14.7 (MCS11)	6.80	11.0	-4.20
				26	4	12.5/14.7 (MCS11)	6.34	11.0	-4.66
				26	8	12.5/14.7 (MCS11)	7.11	11.0	-3.89
	5190	38	ax (40MHz)	26	0	12.5/14.7 (MCS11)	6.52	11.0	-4.48
				26	8	12.5/14.7 (MCS11)	7.53	11.0	-3.47
				26	17	12.5/14.7 (MCS11)	6.97	11.0	-4.03
	5230	46	ax (40MHz)	26	0	12.5/14.7 (MCS11)	6.61	11.0	-4.39
				26	8	12.5/14.7 (MCS11)	7.44	11.0	-3.56
				26	17	12.5/14.7 (MCS11)	6.84	11.0	-4.16
	5210	42	ax (80MHz)	26	0	12.5/14.7 (MCS11)	7.01	11.0	-3.99
				26	18	12.5/14.7 (MCS11)	5.36	11.0	-5.64
				26	36	12.5/14.7 (MCS11)	6.85	11.0	-4.15

Table 7-167. Bands 1 Power Spectral Density Measurements Antenna WF5B (RU26)

FCC ID: BCGA2836 IC: 579C-A2836		MEASUREMENT REPORT (CERTIFICATION)	Approved by: Technical Manager
Test Report S/N: 1C2311270067-12.BCG	Test Dates: 1/8/2024 - 3/18/2024	EUT Type: Tablet Device	Page 122 of 455

	Frequency [MHz]	Channel No.	802.11 MODE	RU Size	RU Index	Data Rate [Mbps]	Measured Power Density [dBm/MHz]	Max Power Density [dBm/MHz]	Margin [dB]	
Band 1/2A	5250	50 (L)	ax (160MHz)	52	37	25/29.4 (MCS11)	5.02	11.0	-5.98	
				52	52	25/29.4 (MCS11)	4.90	11.0	-6.10	
		50 (U)		52	52	25/29.4 (MCS11)	5.23	11.0	-5.77	
Band 2A	5260	52	ax (20MHz)	52	37	25/29.4 (MCS11)	7.46	11.0	-3.54	
					52	38	25/29.4 (MCS11)	7.41	11.0	-3.59
					52	40	25/29.4 (MCS11)	7.13	11.0	-3.87
	5300	60	ax (20MHz)	52	37	25/29.4 (MCS11)	7.45	11.0	-3.55	
					52	38	25/29.4 (MCS11)	7.76	11.0	-3.24
					52	40	25/29.4 (MCS11)	7.37	11.0	-3.63
	5320	64	ax (20MHz)	52	37	25/29.4 (MCS11)	7.45	11.0	-3.55	
					52	38	25/29.4 (MCS11)	7.90	11.0	-3.10
					52	40	25/29.4 (MCS11)	7.59	11.0	-3.41
	5270	54	ax (40MHz)	52	37	25/29.4 (MCS11)	7.54	11.0	-3.46	
					52	40	25/29.4 (MCS11)	7.22	11.0	-3.78
					52	44	25/29.4 (MCS11)	7.19	11.0	-3.81
	5310	62	ax (40MHz)	52	37	25/29.4 (MCS11)	7.48	11.0	-3.52	
					52	40	25/29.4 (MCS11)	7.75	11.0	-3.25
					52	44	25/29.4 (MCS11)	7.14	11.0	-3.86
5290	58	ax (80MHz)	52	37	25/29.4 (MCS11)	7.08	11.0	-3.92		
				52	44	25/29.4 (MCS11)	7.06	11.0	-3.94	
				52	52	25/29.4 (MCS11)	7.27	11.0	-3.73	
Band 2C	5500	100	ax (20MHz)	52	37	25/29.4 (MCS11)	7.65	11.0	-3.35	
					52	38	25/29.4 (MCS11)	7.63	11.0	-3.37
					52	40	25/29.4 (MCS11)	7.82	11.0	-3.18
	5580	116	ax (20MHz)	52	37	25/29.4 (MCS11)	7.83	11.0	-3.17	
					52	38	25/29.4 (MCS11)	8.10	11.0	-2.90
					52	40	25/29.4 (MCS11)	7.84	11.0	-3.16
	5720	144	ax (20MHz)	52	37	25/29.4 (MCS11)	7.67	11.0	-3.33	
					52	38	25/29.4 (MCS11)	8.01	11.0	-2.99
					52	40	25/29.4 (MCS11)	7.65	11.0	-3.35
	5510	102	ax (40MHz)	52	37	25/29.4 (MCS11)	6.87	11.0	-4.13	
					52	40	25/29.4 (MCS11)	6.42	11.0	-4.58
					52	44	25/29.4 (MCS11)	6.39	11.0	-4.61
	5550	110	ax (40MHz)	52	37	25/29.4 (MCS11)	7.67	11.0	-3.33	
					52	40	25/29.4 (MCS11)	7.93	11.0	-3.07
					52	44	25/29.4 (MCS11)	7.84	11.0	-3.16
	5710	142	ax (40MHz)	52	37	25/29.4 (MCS11)	7.49	11.0	-3.51	
					52	40	25/29.4 (MCS11)	7.50	11.0	-3.50
					52	44	25/29.4 (MCS11)	7.66	11.0	-3.34
5530	106	ax (80MHz)	52	37	25/29.4 (MCS11)	5.78	11.0	-5.22		
				52	44	25/29.4 (MCS11)	6.00	11.0	-5.00	
				52	52	25/29.4 (MCS11)	5.60	11.0	-5.40	
5610*	122	ax (80MHz)	52	37	25/29.4 (MCS11)	7.77	11.0	-3.23		
				52	44	25/29.4 (MCS11)	7.52	11.0	-3.48	
				52	52	25/29.4 (MCS11)	7.79	11.0	-3.21	
5690	138	ax (80MHz)	52	37	25/29.4 (MCS11)	7.37	11.0	-3.63		
				52	44	25/29.4 (MCS11)	7.75	11.0	-3.26	
				52	52	25/29.4 (MCS11)	7.31	11.0	-3.69	
5570*	114 (L)	ax (160MHz)	52	37	25/29.4 (MCS11)	3.86	11.0	-7.14		
			52	52	25/29.4 (MCS11)	3.67	11.0	-7.33		
	114 (U)		52	52	25/29.4 (MCS11)	3.83	11.0	-7.17		

Table 7-168. Bands 2A, 2C Power Spectral Density Measurements Antenna WF5B (RU52)

*TDWR channel is not supported for ISED (denoted by a * next to the frequency)

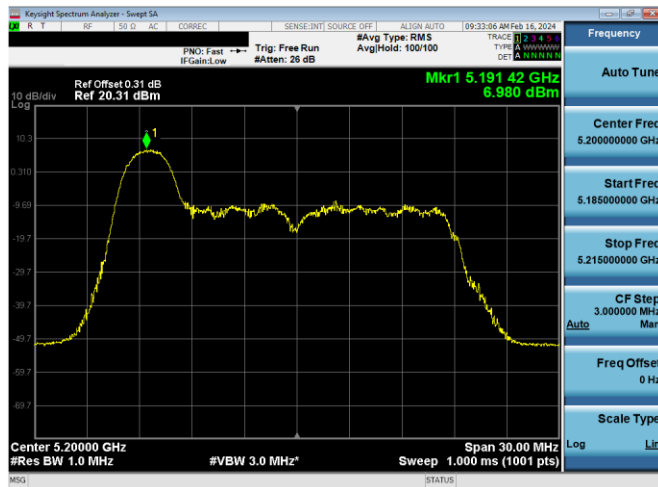
FCC ID: BCGA2836 IC: 579C-A2836		MEASUREMENT REPORT (CERTIFICATION)	Approved by: Technical Manager
Test Report S/N: 1C2311270067-12.BCG	Test Dates: 1/8/2024 - 3/18/2024	EUT Type: Tablet Device	Page 123 of 455

	Frequency [MHz]	Channel	802.11 MODE	RU Size	RU Index	Data Rate [Mbps]	Measured Power Density [dBm/MHz]	Max Power Density [dBm/MHz]	Margin [dB]
Band 1	5180	36	ax (20MHz)	242	61	121.9/143.4 (MCS11)	3.68	11.0	-7.32
	5200	40	ax (20MHz)	242	61	121.9/143.4 (MCS11)	7.62	11.0	-3.38
	5240	48	ax (20MHz)	242	61	121.9/143.4 (MCS11)	7.97	11.0	-3.03
	5190	38	ax (40MHz)	484	65	243.8/286.8 (MCS11)	-1.46	11.0	-12.46
	5230	46	ax (40MHz)	484	65	243.8/286.8 (MCS11)	4.90	11.0	-6.10
	5210	42	ax (80MHz)	996	67	510.4/600.5 (MCS11)	-5.32	11.0	-16.32
Band 1/2A	5250	50	ax (160MHz)	996x2	68	1020.8/1201 (MCS11)	-8.80	11.0	-19.80
Band 2A	5260	52	ax (20MHz)	242	61	121.9/143.4 (MCS11)	7.99	11.0	-3.01
	5300	60	ax (20MHz)	242	61	121.9/143.4 (MCS11)	8.32	11.0	-2.68
	5320	64	ax (20MHz)	242	61	121.9/143.4 (MCS11)	4.53	11.0	-6.47
	5270	54	ax (40MHz)	484	65	243.8/286.8 (MCS11)	5.08	11.0	-5.92
	5310	62	ax (40MHz)	484	65	243.8/286.8 (MCS11)	-0.64	11.0	-11.64
	5290	58	ax (80MHz)	996	67	510.4/600.5 (MCS11)	-4.14	11.0	-15.14
Band 2C	5500	100	ax (20MHz)	242	61	121.9/143.4 (MCS11)	2.73	11.0	-8.27
	5580	116	ax (20MHz)	242	61	121.9/143.4 (MCS11)	8.07	11.0	-2.93
	5720	144	ax (20MHz)	242	61	121.9/143.4 (MCS11)	8.17	11.0	-2.84
	5510	102	ax (40MHz)	484	65	243.8/286.8 (MCS11)	-2.58	11.0	-13.58
	5550	110	ax (40MHz)	484	65	243.8/286.8 (MCS11)	3.20	11.0	-7.80
	5710	142	ax (40MHz)	484	65	243.8/286.8 (MCS11)	5.07	11.0	-5.93
	5530	106	ax (80MHz)	996	67	510.4/600.5 (MCS11)	-5.93	11.0	-16.93
	5610*	122	ax (80MHz)	996	67	510.4/600.5 (MCS11)	-1.29	11.0	-12.29
	5690	138	ax (80MHz)	996	67	510.4/600.5 (MCS11)	1.76	11.0	-9.24
5570*	114	ax (160MHz)	996x2	68	1020.8/1201 (MCS11)	-10.49	11.0	-21.49	

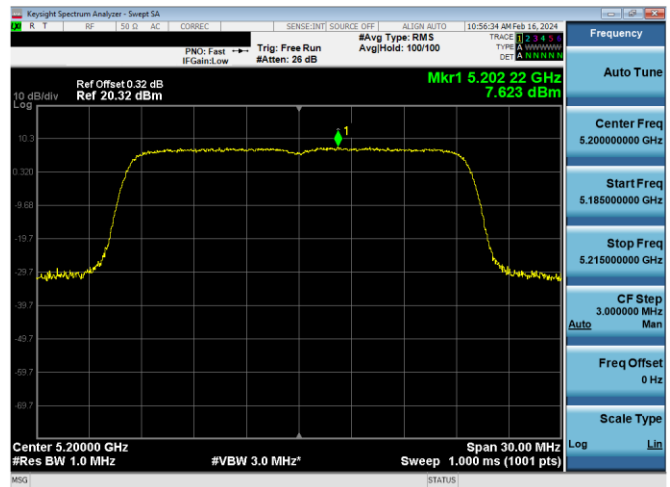
Table 7-169. Bands 1, 2A, 2C Power Spectral Density Measurements Antenna WF5B (Fully-loaded RU)

*TDWR channel is not supported for ISED (denoted by a * next to the frequency)

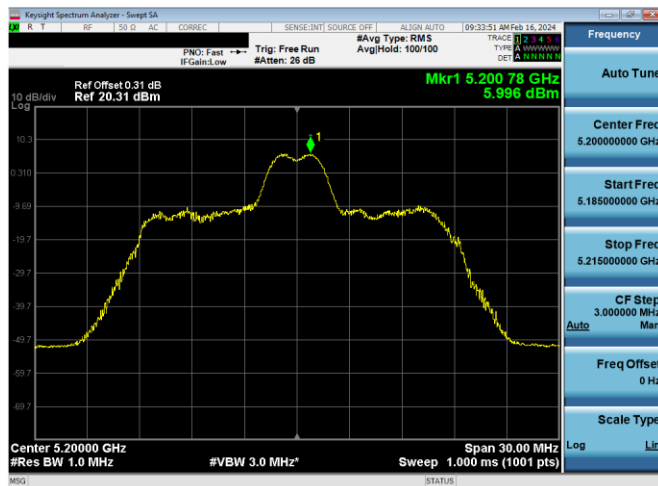
FCC ID: BCGA2836 IC: 579C-A2836		MEASUREMENT REPORT (CERTIFICATION)	Approved by: Technical Manager
Test Report S/N: 1C2311270067-12.BCG	Test Dates: 1/8/2024 - 3/18/2024	EUT Type: Tablet Device	Page 124 of 455



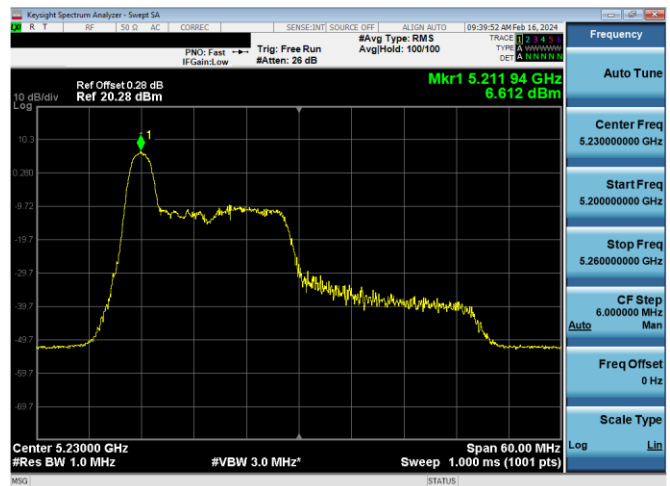
Plot 7-169. PSD Antenna WF5B (20MHz BW 11ax Index 0 - RU26 - Ch.40)



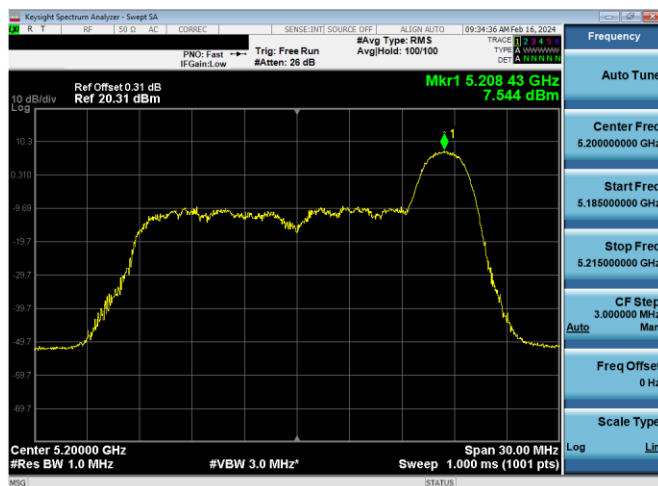
Plot 7-172. PSD Antenna WF5B (20MHz BW 11ax- RU242 - Ch.40)



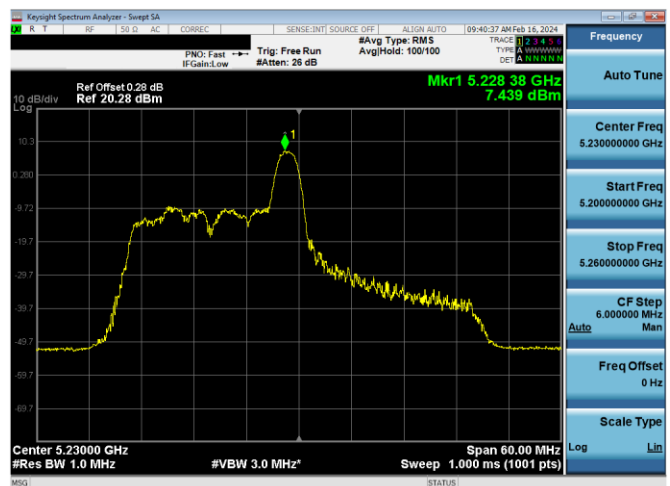
Plot 7-170. PSD Antenna WF5B (20MHz BW 11ax Index 4 - RU26 - Ch.40)



Plot 7-173. PSD Antenna WF5B (40MHz BW 11ax Index 0 - RU26 - Ch.46)

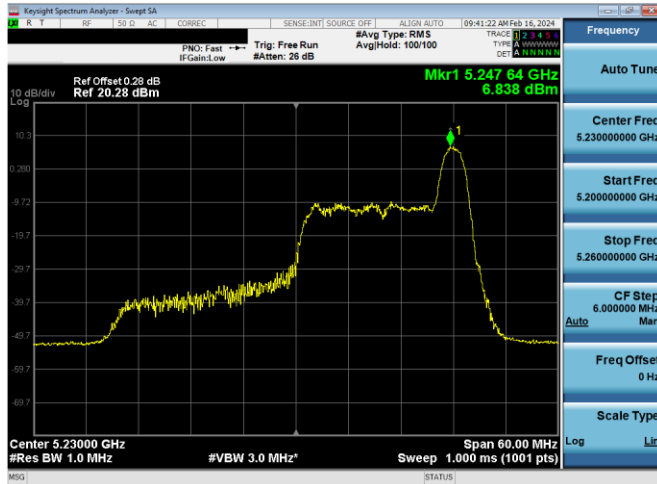


Plot 7-171. PSD Antenna WF5B (20MHz BW 11ax Index 8 - RU26 - Ch.40)

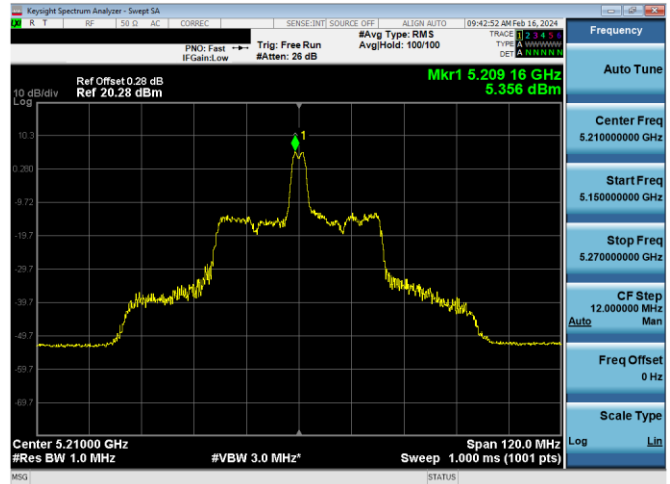


Plot 7-174. PSD Antenna WF5B (40MHz BW 11ax Index 8 - RU26 - Ch.46)

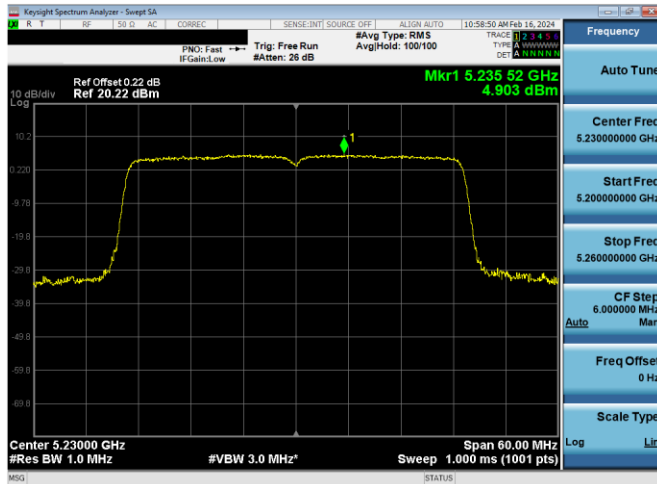
FCC ID: BCGA2836 IC: 579C-A2836		MEASUREMENT REPORT (CERTIFICATION)	Approved by: Technical Manager
Test Report S/N: 1C2311270067-12.BCG	Test Dates: 1/8/2024 - 3/18/2024	EUT Type: Tablet Device	Page 125 of 455



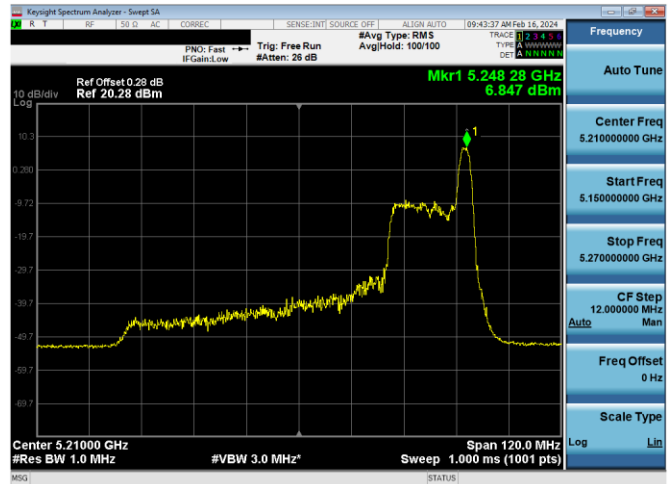
Plot 7-175. PSD Antenna WF5B (40MHz BW 11ax Index 17 - RU26 - Ch.46)



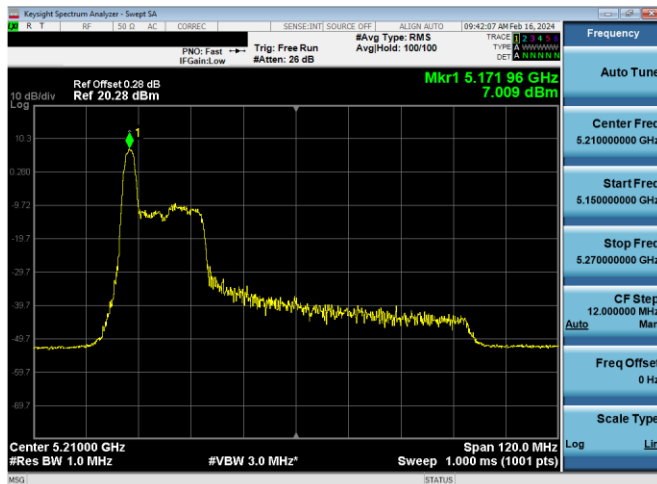
Plot 7-178. PSD Antenna WF5B (80MHz BW 11ax Index 18 - RU26 - Ch.42)



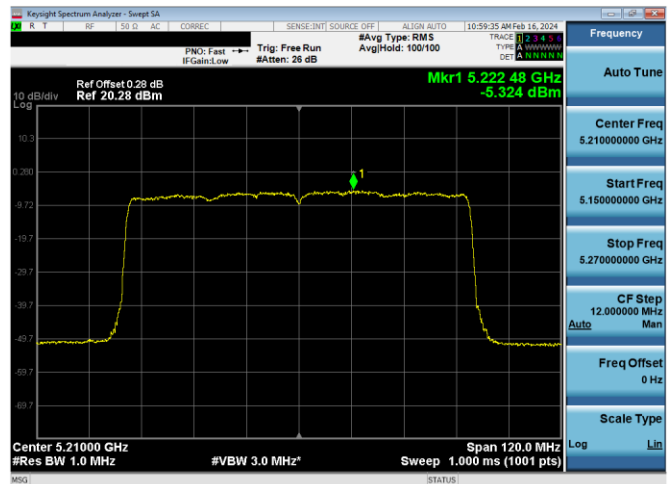
Plot 7-176. PSD Antenna WF5B (40MHz BW 11ax - RU484 - Ch.46)



Plot 7-179. PSD Antenna WF5B (80MHz BW 11ax Index 36 - RU26 - Ch.42)

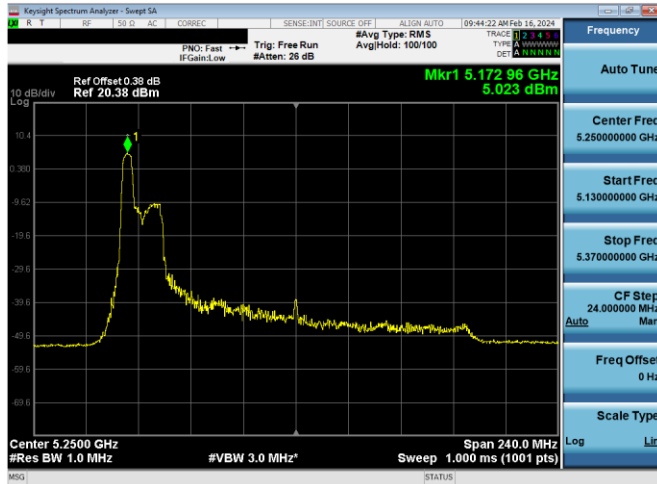


Plot 7-177. PSD Antenna WF5B (80MHz BW 11ax Index 0 - RU26 - Ch.42)

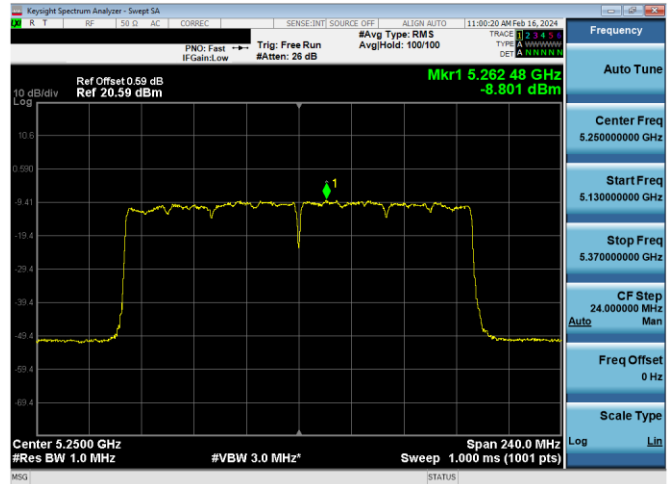


Plot 7-180. PSD Antenna WF5B (80MHz BW 11ax - RU996 - Ch.42)

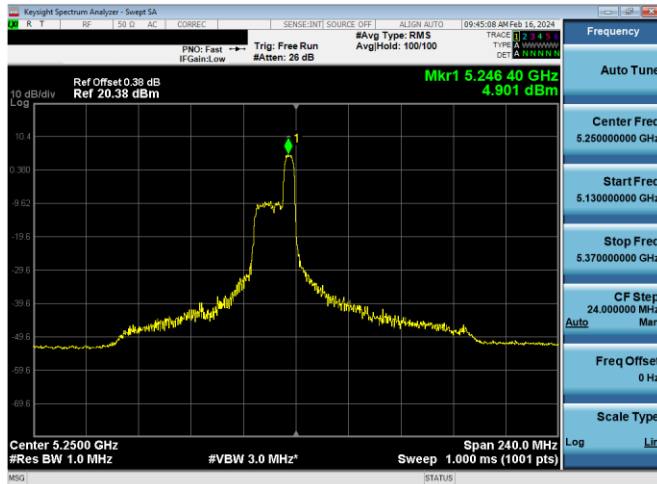
FCC ID: BCGA2836 IC: 579C-A2836		MEASUREMENT REPORT (CERTIFICATION)	Approved by: Technical Manager
Test Report S/N: 1C2311270067-12.BCG	Test Dates: 1/8/2024 - 3/18/2024	EUT Type: Tablet Device	Page 126 of 455



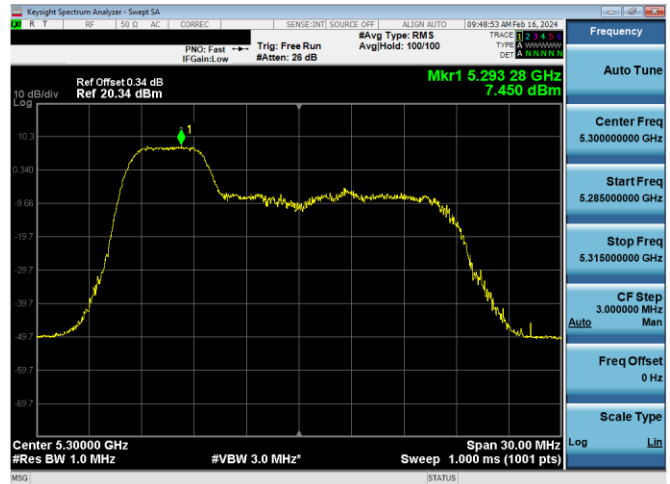
Plot 7-181. PSD Antenna WF5B (160MHz BW 11ax Index 37 - RU52 - Ch.50 (L))



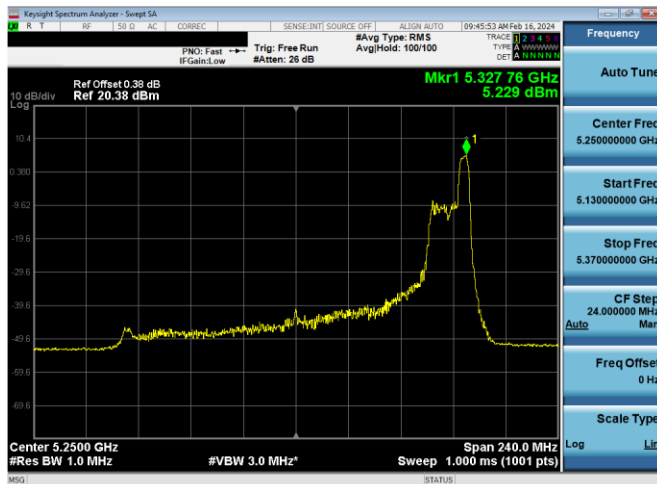
Plot 7-184. PSD Antenna WF5B (160MHz BW 11ax - RU96x2 - Ch.50)



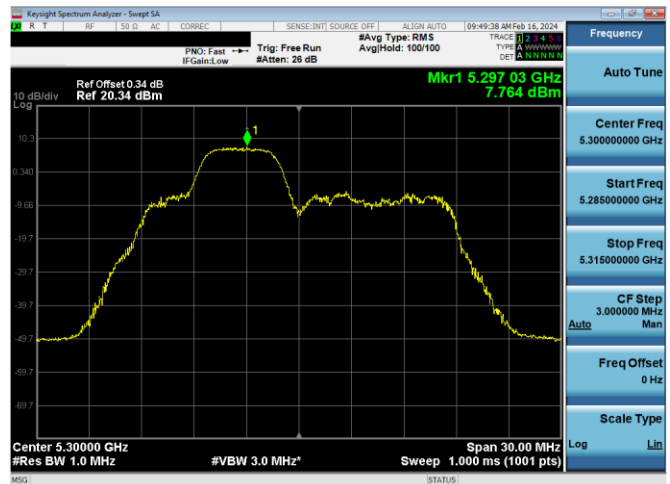
Plot 7-182. PSD Antenna WF5B (160MHz BW 11ax Index 52 - RU52 - Ch.50 (L))



Plot 7-185. PSD Antenna WF5B (20MHz BW 11ax Index 37 - RU52 - Ch.60)

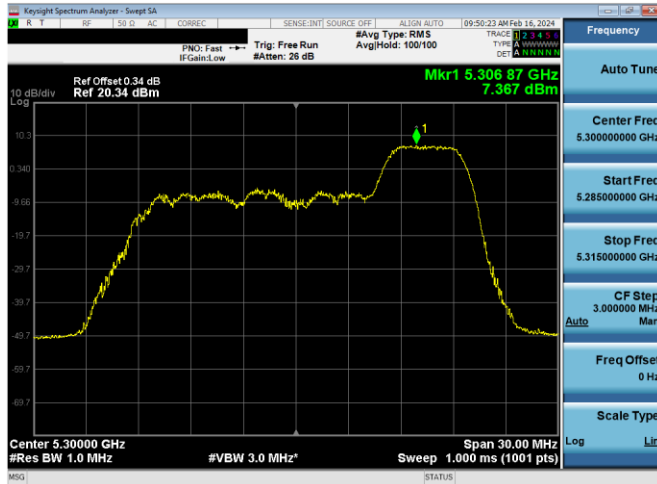


Plot 7-183. PSD Antenna WF5B (160MHz BW 11ax Index 52 - RU52 - Ch.50 (U))

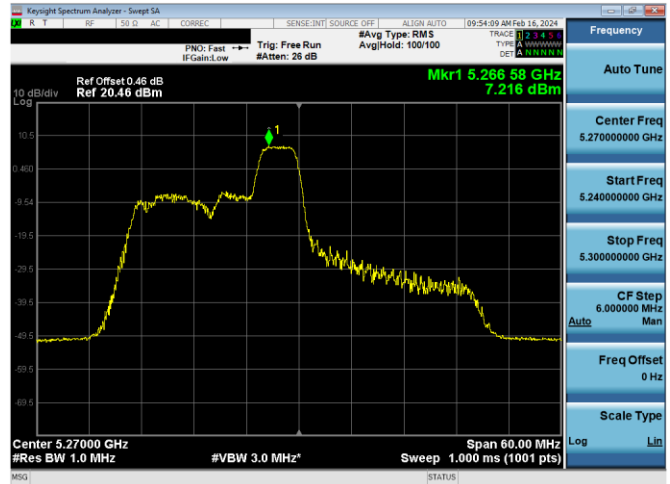


Plot 7-186. PSD Antenna WF5B (20MHz BW 11ax Index 38 - RU52 - Ch.60)

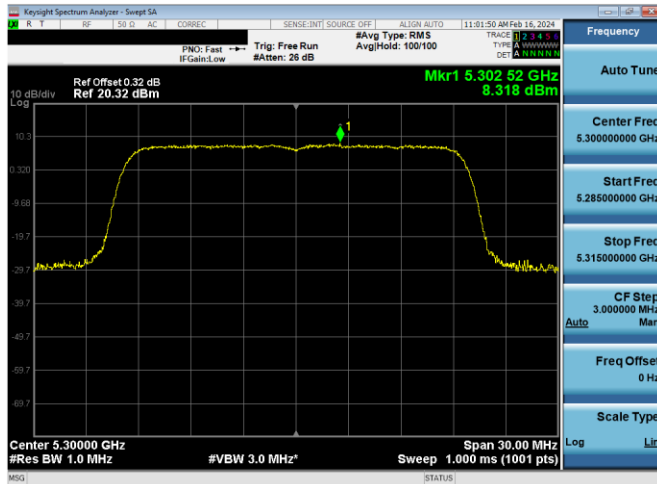
FCC ID: BCGA2836 IC: 579C-A2836		MEASUREMENT REPORT (CERTIFICATION)	Approved by: Technical Manager
Test Report S/N: 1C2311270067-12.BCG	Test Dates: 1/8/2024 - 3/18/2024	EUT Type: Tablet Device	Page 127 of 455



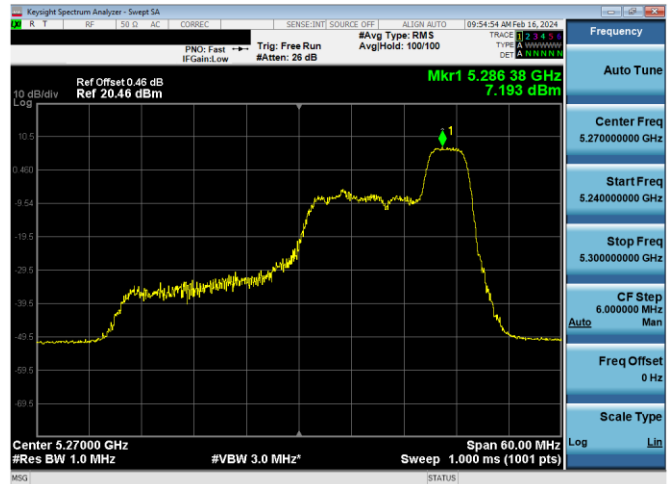
Plot 7-187. PSD Antenna WF5B (20MHz BW 11ax Index 40 - RU52 - Ch.60)



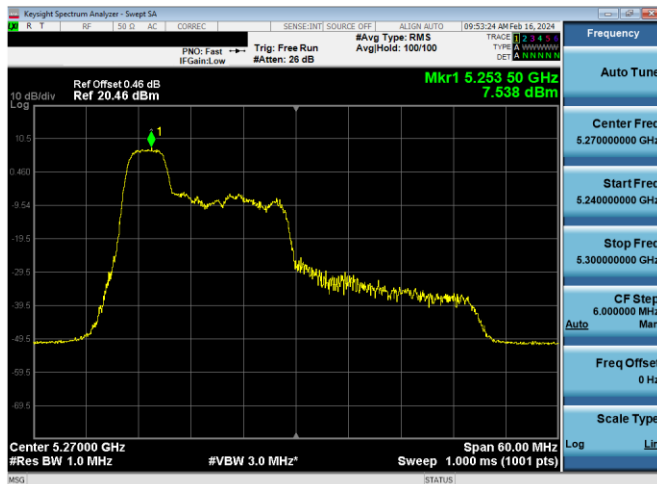
Plot 7-190. PSD Antenna WF5B (40MHz BW 11ax Index 40 - RU52 - Ch.54)



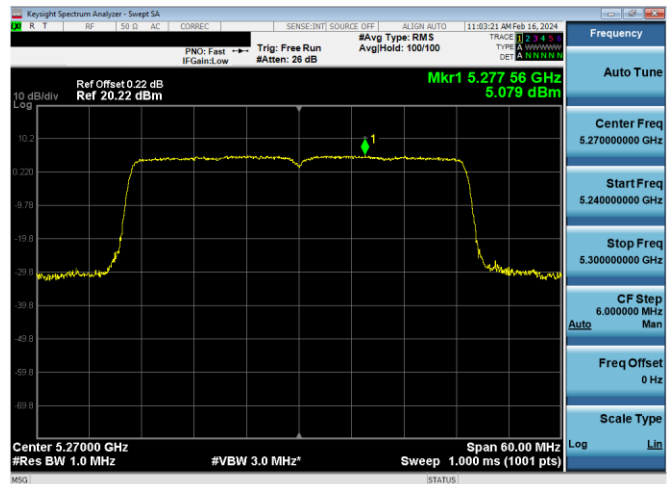
Plot 7-188. PSD Antenna WF5B (20MHz BW 11ax - RU242 - Ch.60)



Plot 7-191. PSD Antenna WF5B (40MHz BW 11ax Index 44 - RU52 - Ch.54)

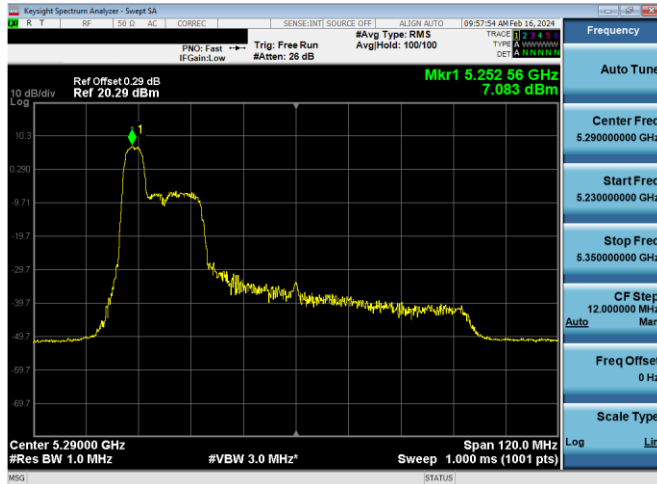


Plot 7-189. PSD Antenna WF5B (40MHz BW 11ax Index 37 - RU52 - Ch.54)

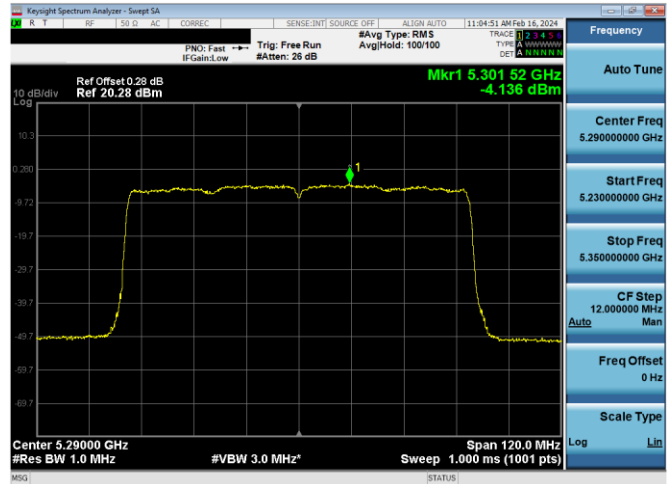


Plot 7-192. PSD Antenna WF5B (40MHz BW 11ax - RU484 - Ch.54)

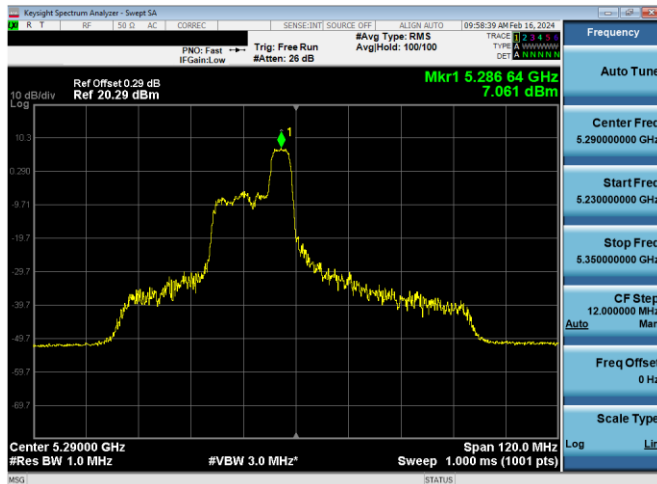
FCC ID: BCGA2836 IC: 579C-A2836		MEASUREMENT REPORT (CERTIFICATION)	Approved by: Technical Manager
Test Report S/N: 1C2311270067-12.BCG	Test Dates: 1/8/2024 - 3/18/2024	EUT Type: Tablet Device	Page 128 of 455



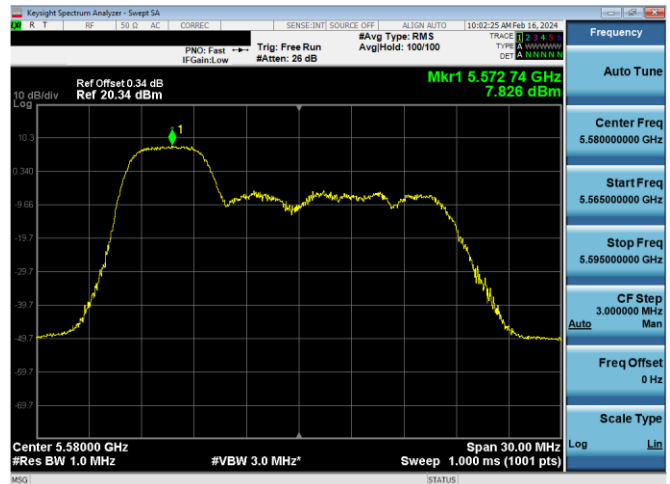
Plot 7-193. PSD Antenna WF5B (80MHz BW 11ax Index 37 - RU52 - Ch.58)



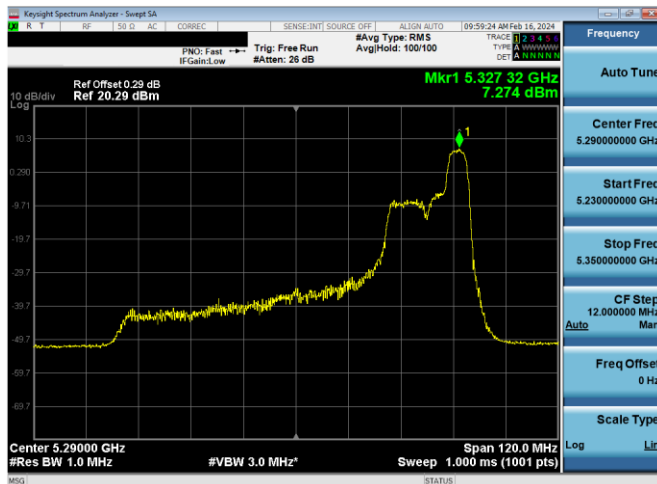
Plot 7-196. PSD Antenna WF5B (80MHz BW 11ax - RU996 - Ch.58)



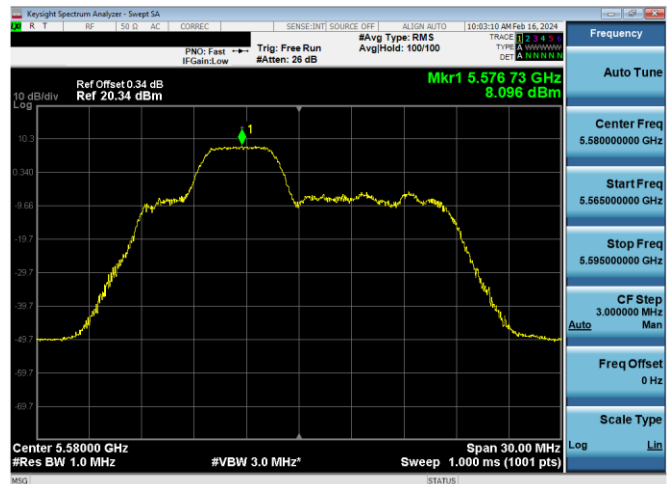
Plot 7-194. PSD Antenna WF5B (80MHz BW 11ax Index 44 - RU52 - Ch.58)



Plot 7-197. PSD Antenna WF5B (20MHz BW 11ax Index 37 - RU52 - Ch.116)

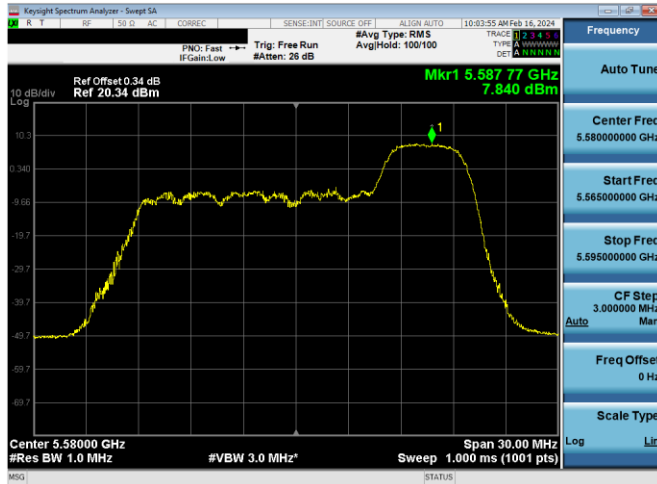


Plot 7-195. PSD Antenna WF5B (80MHz BW 11ax Index 52 - RU52 - Ch.58)

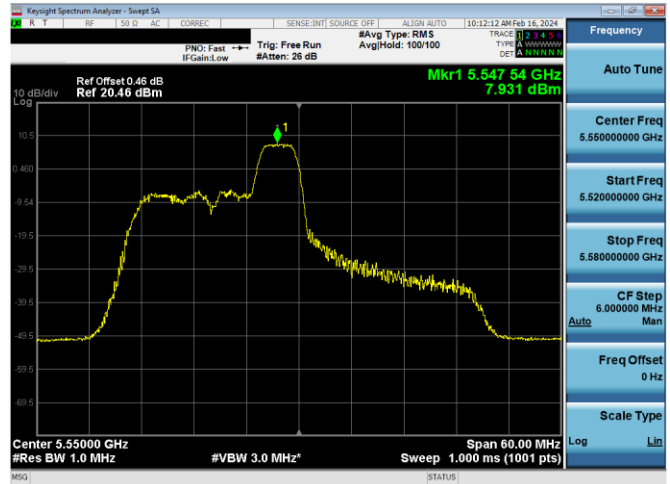


Plot 7-198. PSD Antenna WF5B (20MHz BW 11ax Index 38 - RU52 - Ch.116)

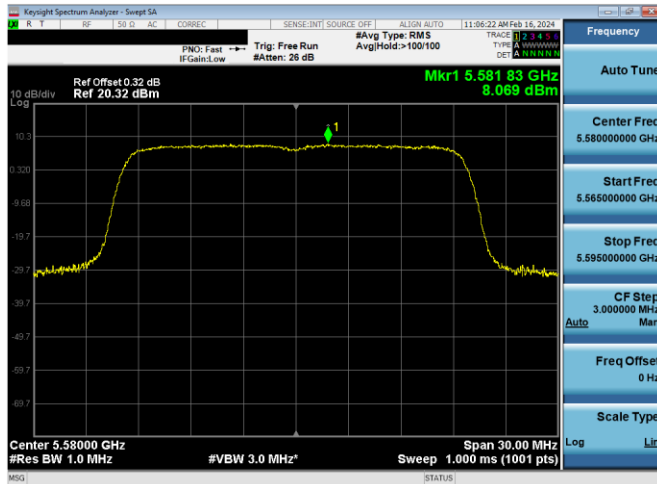
FCC ID: BCGA2836 IC: 579C-A2836		MEASUREMENT REPORT (CERTIFICATION)	Approved by: Technical Manager
Test Report S/N: 1C2311270067-12.BCG	Test Dates: 1/8/2024 - 3/18/2024	EUT Type: Tablet Device	Page 129 of 455



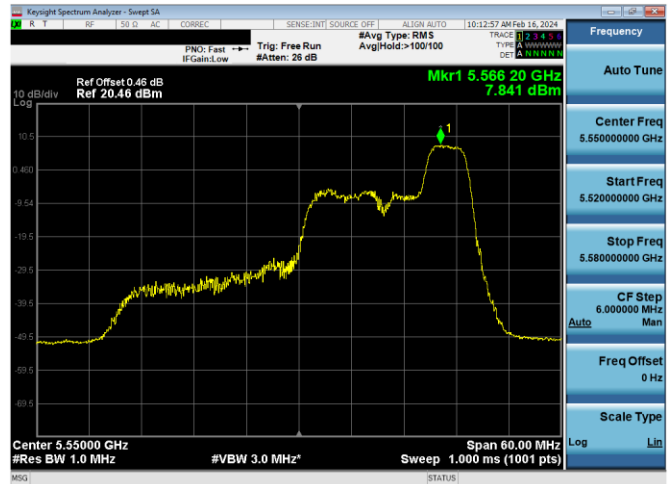
Plot 7-199. PSD Antenna WF5B (20MHz BW 11ax Index 40 - RU52 - Ch.116)



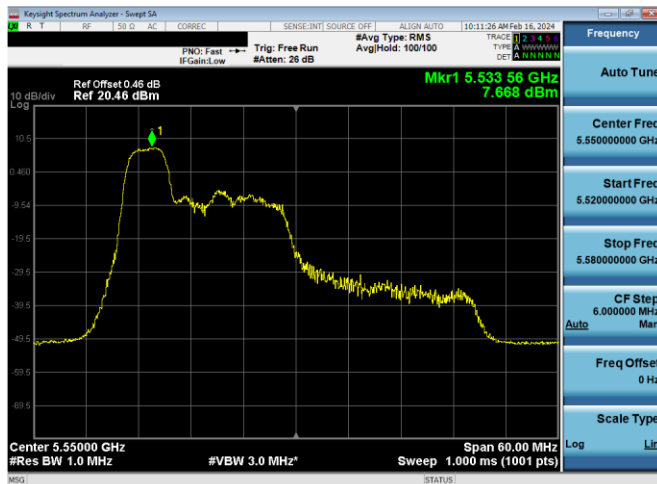
Plot 7-202. PSD Antenna WF5B (40MHz BW 11ax Index 40 - RU52 - Ch.110)



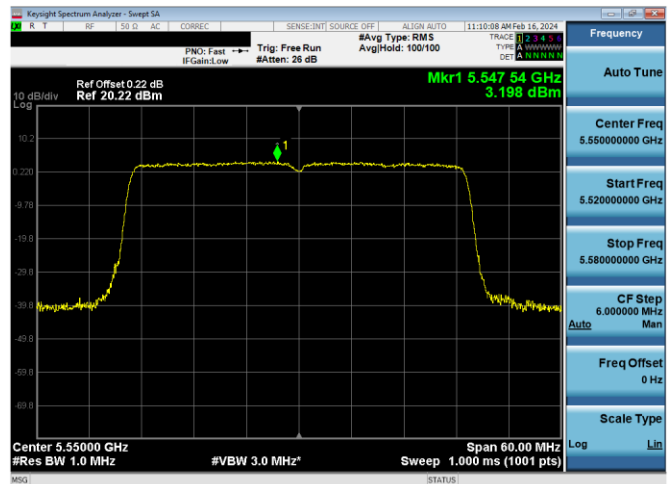
Plot 7-200. PSD Antenna WF5B (20MHz BW 11ax - RU242 - Ch.116)



Plot 7-203. PSD Antenna WF5B (40MHz BW 11ax index 44 - RU52 - Ch.110)

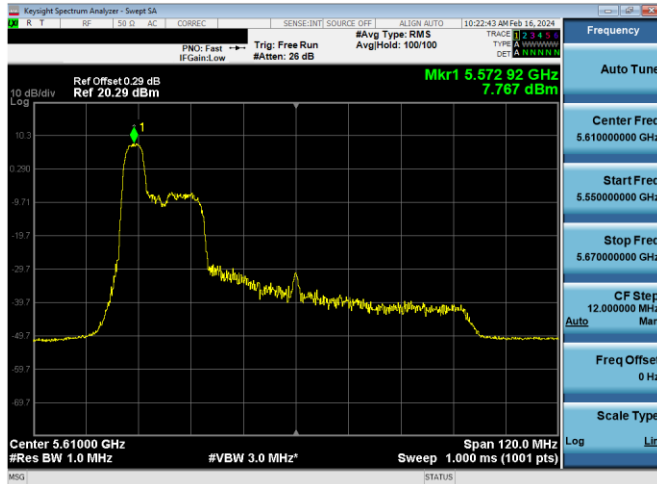


Plot 7-201. PSD Antenna WF5B (40MHz BW 11ax Index 37 - RU52 - Ch.110)

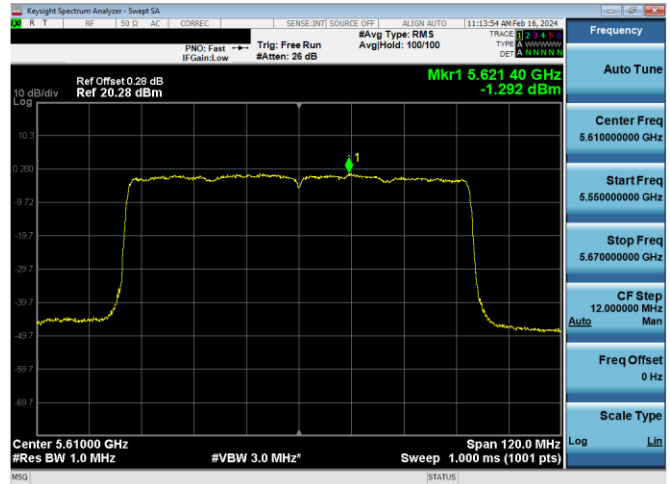


Plot 7-204. PSD Antenna WF5B (40MHz BW 11ax - RU484 - Ch.110)

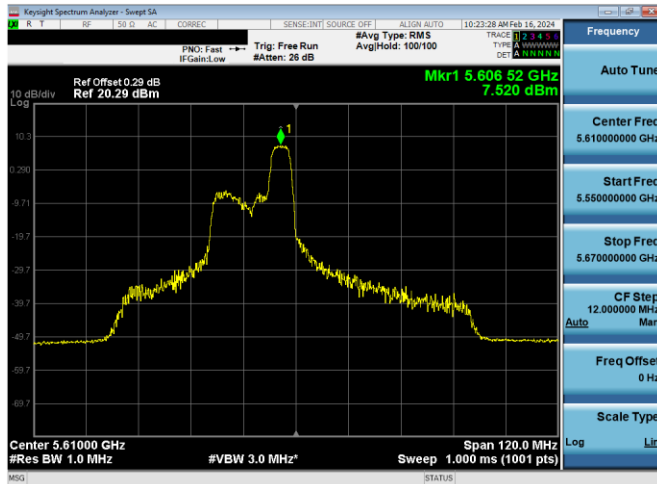
FCC ID: BCGA2836 IC: 579C-A2836		MEASUREMENT REPORT (CERTIFICATION)	Approved by: Technical Manager
Test Report S/N: 1C2311270067-12.BCG	Test Dates: 1/8/2024 - 3/18/2024	EUT Type: Tablet Device	Page 130 of 455



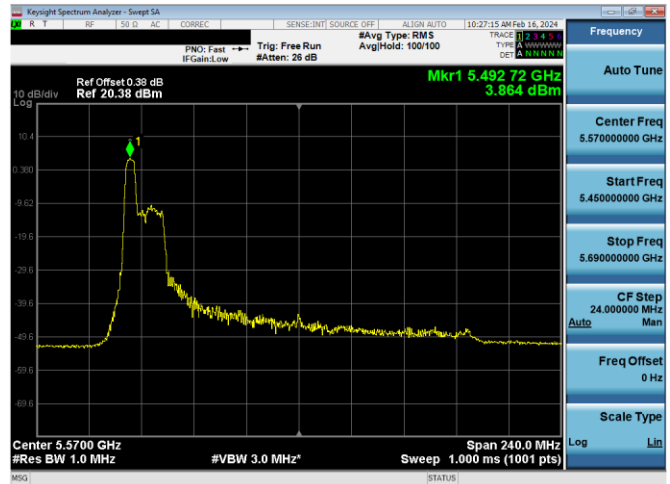
Plot 7-205. PSD Antenna WF5B (80MHz BW 11ax Index 37 – RU52 – Ch.122)



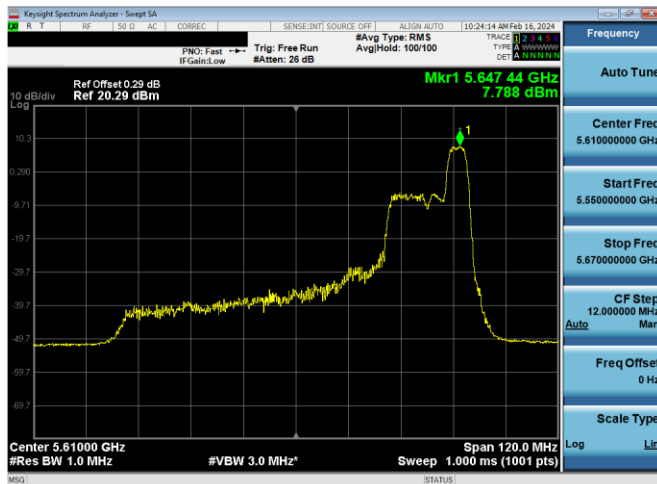
Plot 7-208. PSD Antenna WF5B (80MHz BW 11ax – RU996 – Ch.122)



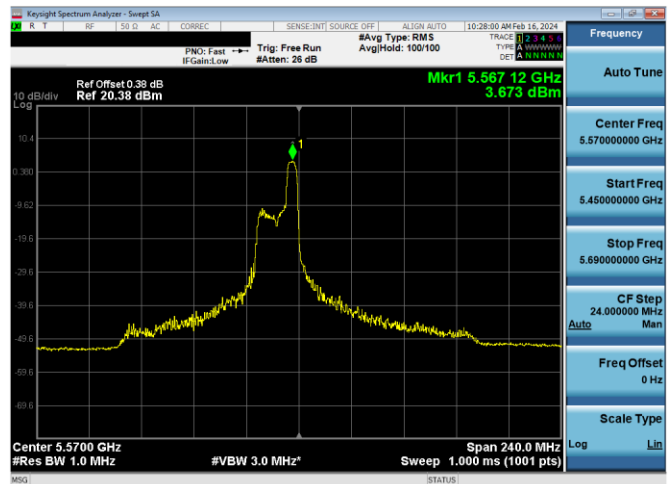
Plot 7-206. PSD Antenna WF5B (80MHz BW 11ax Index 44 – RU52 – Ch.122)



Plot 7-209. PSD Antenna WF5B (160MHz BW 11ax Index 37 – RU52 – Ch.114 (L))

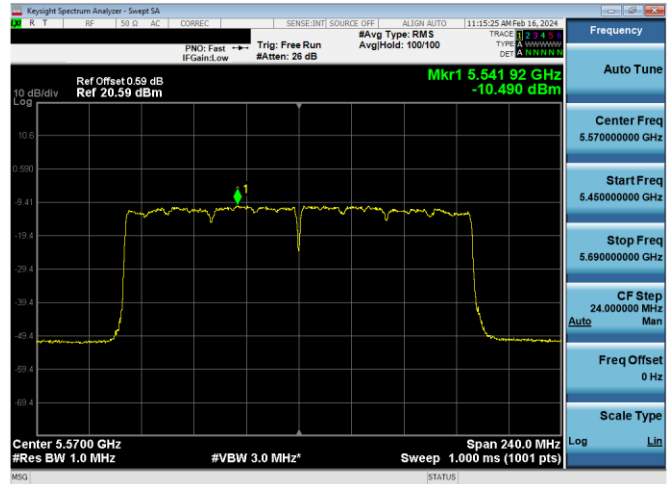
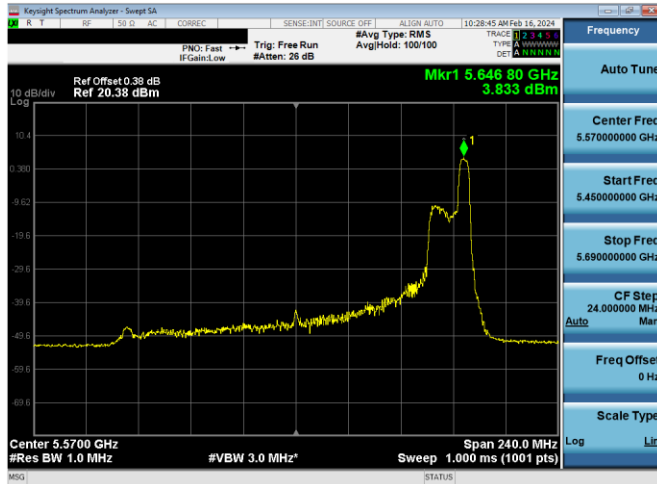


Plot 7-207. PSD Antenna WF5B (80MHz BW 11ax Index 52 – RU52 – Ch.122)



Plot 7-210. PSD Antenna WF5B (160MHz BW 11ax Index 52 – RU52 – Ch.114 (L))

FCC ID: BCGA2836 IC: 579C-A2836		MEASUREMENT REPORT (CERTIFICATION)	Approved by: Technical Manager
Test Report S/N: 1C2311270067-12.BCG	Test Dates: 1/8/2024 - 3/18/2024	EUT Type: Tablet Device	Page 131 of 455



FCC ID: BCGA2836 IC: 579C-A2836		MEASUREMENT REPORT (CERTIFICATION)	Approved by: Technical Manager
Test Report S/N: 1C2311270067-12.BCG	Test Dates: 1/8/2024 - 3/18/2024	EUT Type: Tablet Device	Page 132 of 455

	Frequency [MHz]	Channel No.	802.11 MODE	RU Size	RU Index	Data Rate [Mbps]	Measured Power Density [dBm/500kHz]	Max Permissible Power Density [dBm/500kHz]	Margin [dB]
Band 3	5745	149	ax (20MHz)	26	0	12.5/14.7 (MCS11)	4.46	30.0	-25.55
				26	4	12.5/14.7 (MCS11)	4.64	30.0	-25.36
				26	8	12.5/14.7 (MCS11)	4.55	30.0	-25.45
	5785	157	ax (20MHz)	26	0	12.5/14.7 (MCS11)	4.52	30.0	-25.48
				26	4	12.5/14.7 (MCS11)	4.50	30.0	-25.50
				26	8	12.5/14.7 (MCS11)	4.65	30.0	-25.35
	5825	165	ax (20MHz)	26	0	12.5/14.7 (MCS11)	4.90	30.0	-25.10
				26	4	12.5/14.7 (MCS11)	5.11	30.0	-24.90
				26	8	12.5/14.7 (MCS11)	4.99	30.0	-25.01
	5755	151	ax (40MHz)	26	0	12.5/14.7 (MCS11)	4.54	30.0	-25.46
				26	8	12.5/14.7 (MCS11)	4.23	30.0	-25.77
				26	17	12.5/14.7 (MCS11)	4.20	30.0	-25.81
	5795	159	ax (40MHz)	26	0	12.5/14.7 (MCS11)	4.46	30.0	-25.54
				26	8	12.5/14.7 (MCS11)	4.68	30.0	-25.32
				26	17	12.5/14.7 (MCS11)	4.50	30.0	-25.50
5775	155	ax (80MHz)	26	0	12.5/14.7 (MCS11)	4.61	30.0	-25.39	
			26	18	12.5/14.7 (MCS11)	4.05	30.0	-25.95	
			26	36	12.5/14.7 (MCS11)	4.03	30.0	-25.97	

Table 7-170. Band 3 Power Spectral Density Measurements Antenna WF5B (RU26)

	Frequency [MHz]	Channel	802.11 MODE	RU Size	RU Index	Data Rate [Mbps]	Measured Power Density [dBm/500kHz]	Max Permissible Power Density [dBm/500kHz]	Margin [dB]
Band 3	5745	149	ax (20MHz)	242	61	121.9/143.4 (MCS11)	5.37	30.0	-24.63
	5785	157	ax (20MHz)	242	61	121.9/143.4 (MCS11)	5.30	30.0	-24.70
	5825	165	ax (20MHz)	242	61	121.9/143.4 (MCS11)	5.55	30.0	-24.45
	5755	151	ax (40MHz)	484	65	243.8/286.8 (MCS11)	1.55	30.0	-28.45
	5795	159	ax (40MHz)	484	65	243.8/286.8 (MCS11)	2.44	30.0	-27.56
	5775	155	ax (80MHz)	996	67	510.4/600.5 (MCS11)	-3.87	30.0	-33.87

Table 7-171. Band 3 Power Spectral Density Measurements Antenna WF5B (Fully-loaded RU)

FCC ID: BCGA2836 IC: 579C-A2836		MEASUREMENT REPORT (CERTIFICATION)	Approved by: Technical Manager
Test Report S/N: 1C2311270067-12.BCG	Test Dates: 1/8/2024 - 3/18/2024	EUT Type: Tablet Device	Page 133 of 455