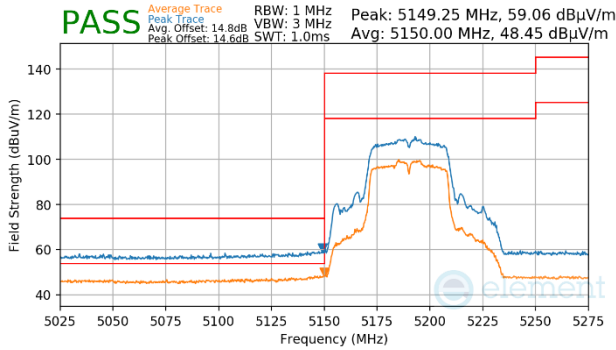
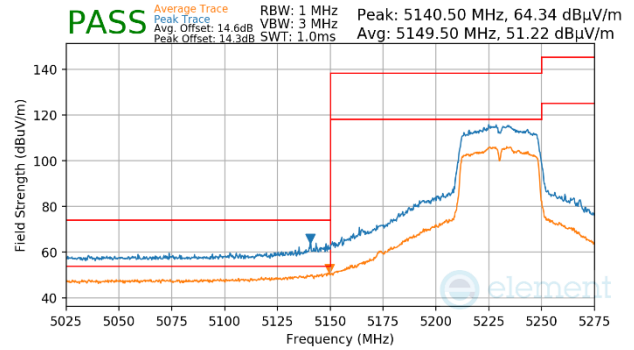


## 7.6.24 CDD Diversity Radiated Band Edge Measurements (40MHz BW)

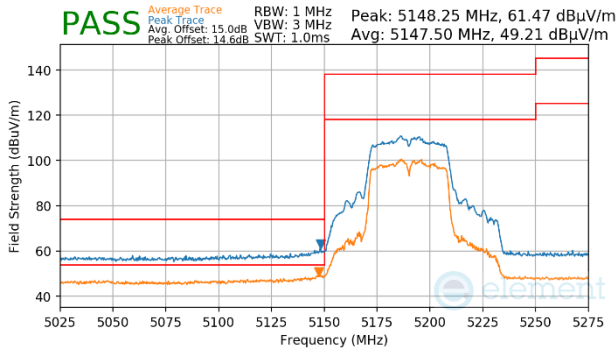
§15.407(b.1)(b.2) §15.205 §15.209; RSS-Gen [8.9]



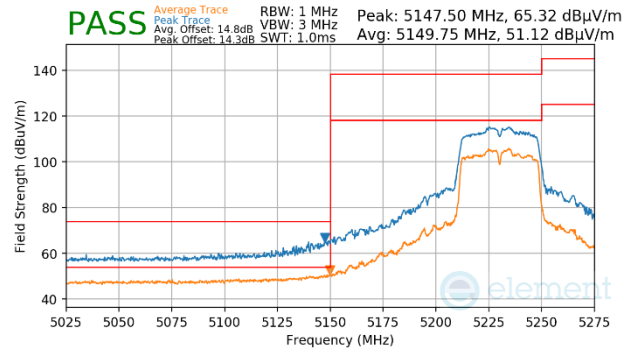
Plot 7-1881. CDD Diversity (Peak & Average, Ch.38, 802.11n, MCS10)



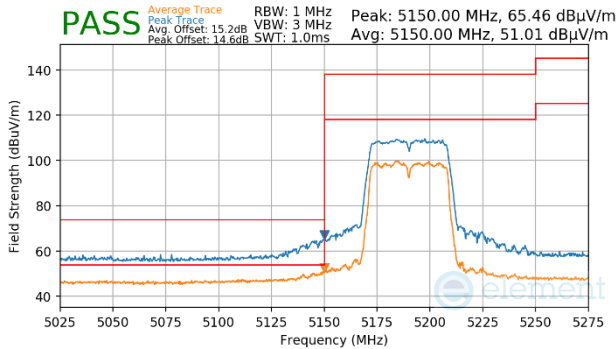
Plot 7-1884. CDD Diversity (Peak & Average, Ch.46, 802.11n, MCS10)



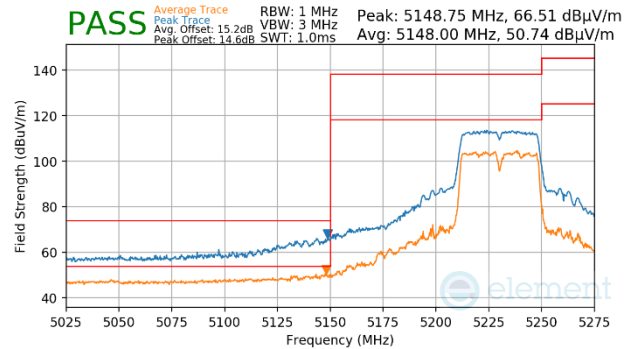
Plot 7-1882. CDD Diversity (Peak & Average, Ch.38, 802.11n, MCS12)



Plot 7-1885. CDD Diversity (Peak & Average, Ch.46, 802.11n, MCS12)

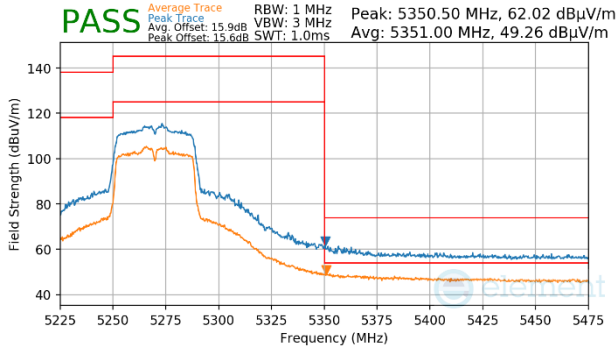


Plot 7-1883. CDD Diversity (Peak & Average, Ch.38, 802.11n, MCS15)

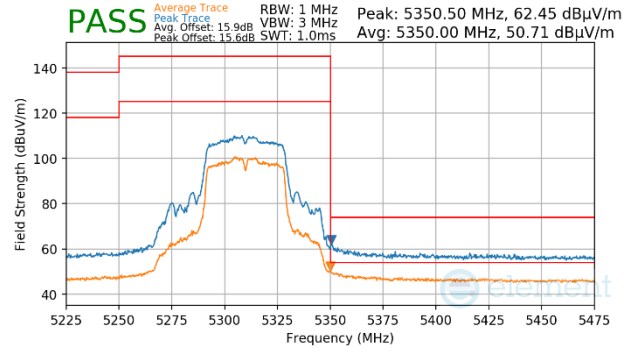


Plot 7-1886. CDD Diversity (Peak & Average, Ch.46, 802.11n, MCS15)

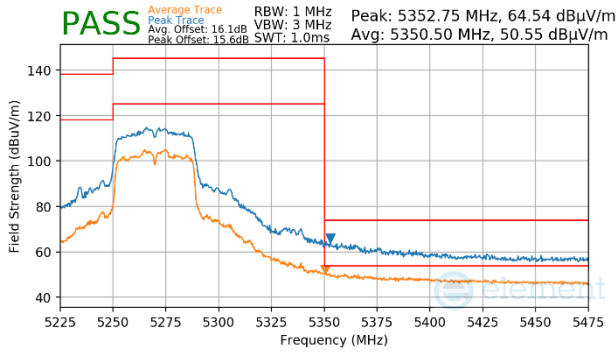
FCC ID: BCGA2836 IC: 579C-A2836		MEASUREMENT REPORT (CERTIFICATION)	Approved by: Technical Manager
Test Report S/N: 1C2311270067-11-R1.BCG	Test Dates: 12/06/202 - 02/20/2024	EUT Type: Tablet Device	Page 555 of 595



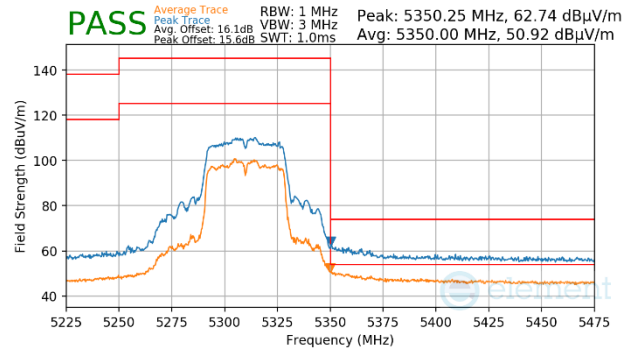
Plot 7-1887. CDD Diversity (Peak & Average, Ch.54, 802.11n, MCS10)



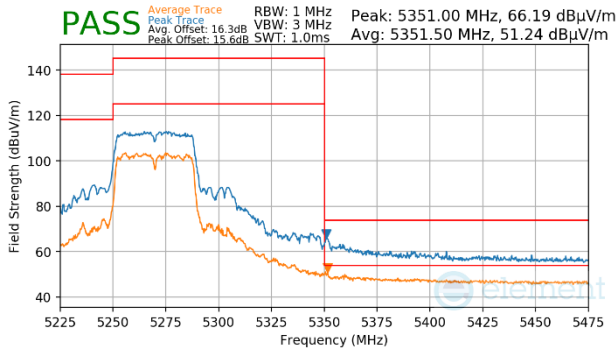
Plot 7-1890. CDD Diversity (Peak & Average, Ch.62, 802.11n, MCS10)



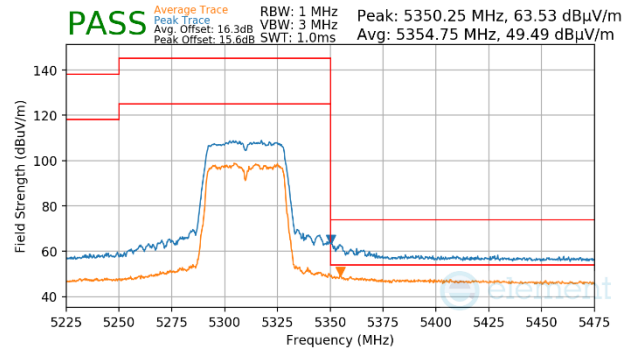
Plot 7-1888. CDD Diversity (Peak & Average, Ch.54, 802.11n, MCS12)



Plot 7-1891. CDD Diversity (Peak & Average, Ch.62, 802.11n, MCS12)

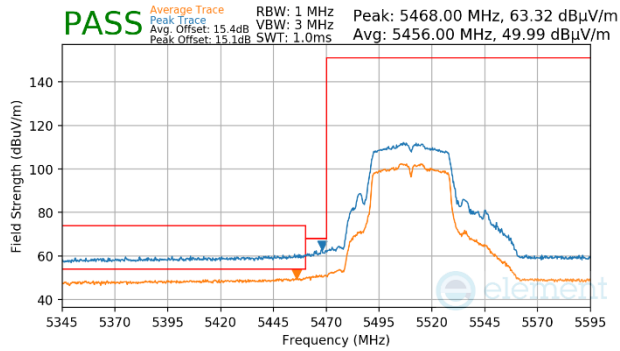


Plot 7-1889. CDD Diversity (Peak & Average, Ch.54, 802.11n, MCS15)

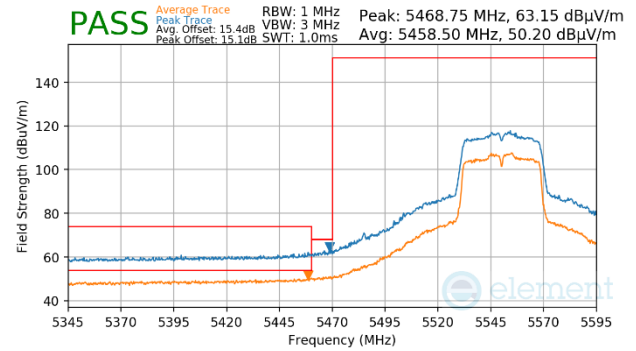


Plot 7-1892. CDD Diversity (Peak & Average, Ch.62, 802.11n, MCS15)

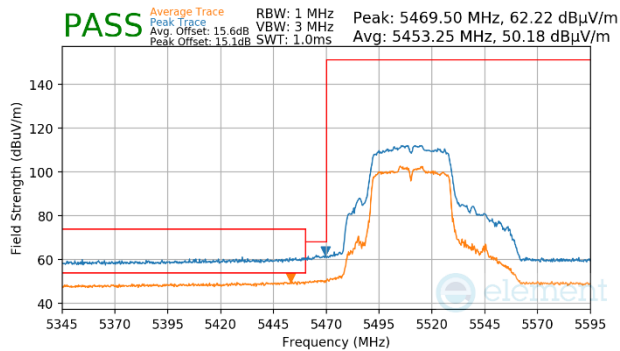
FCC ID: BCGA2836 IC: 579C-A2836		MEASUREMENT REPORT (CERTIFICATION)	Approved by: Technical Manager
Test Report S/N: 1C2311270067-11-R1.BCG	Test Dates: 12/06/202 - 02/20/2024	EUT Type: Tablet Device	Page 556 of 595



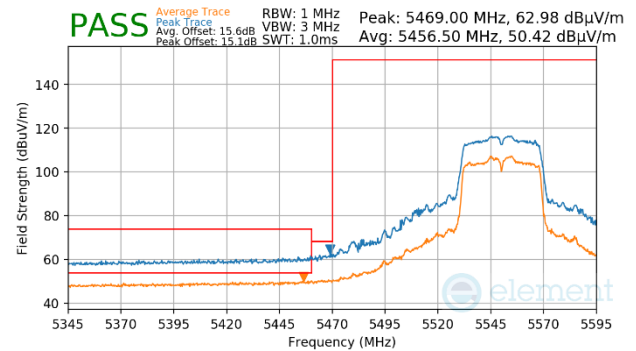
Plot 7-1893. CDD Diversity (Peak & Average, Ch.102, 802.11n, MCS10)



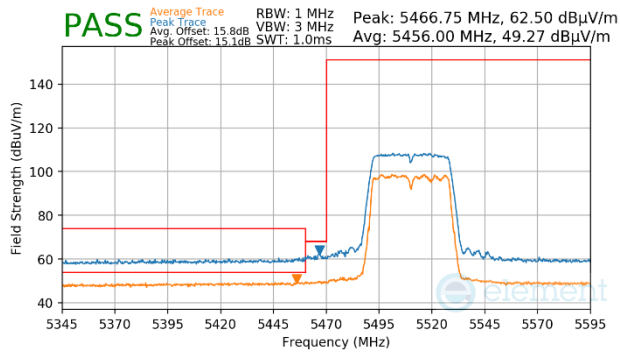
Plot 7-1896. CDD Diversity (Peak & Average, Ch.110, 802.11n, MCS10)



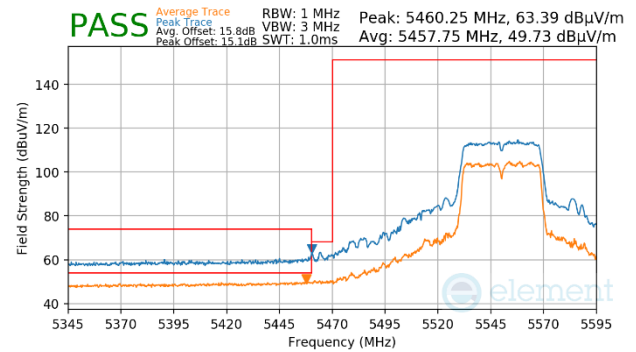
Plot 7-1894. CDD Diversity (Peak & Average, Ch.102, 802.11n, MCS12)



Plot 7-1897. CDD Diversity (Peak & Average, Ch.110, 802.11n, MCS12)

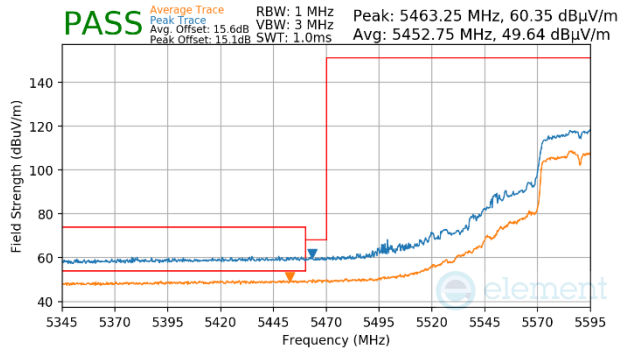


Plot 7-1895. CDD Diversity (Peak & Average, Ch.102, 802.11n, MCS15)

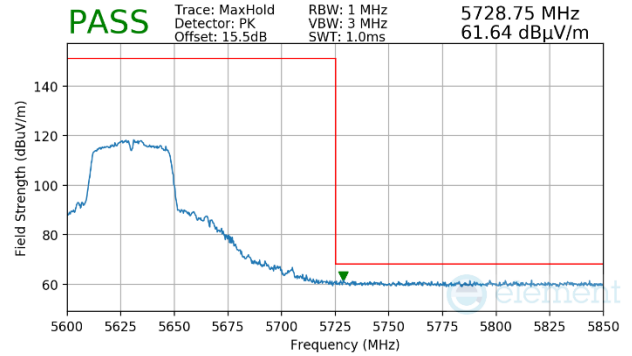


Plot 7-1898. CDD Diversity (Peak & Average, Ch.110, 802.11n, MCS15)

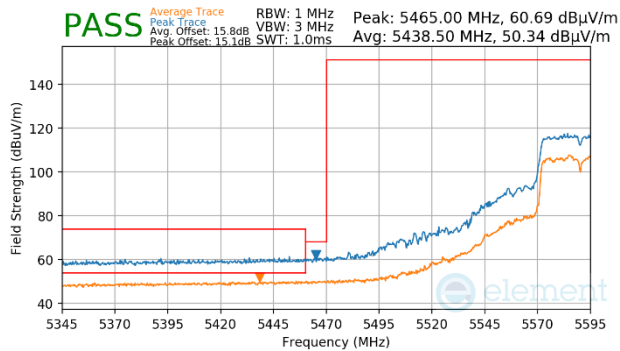
FCC ID: BCGA2836 IC: 579C-A2836		MEASUREMENT REPORT (CERTIFICATION)	Approved by: Technical Manager
Test Report S/N: 1C2311270067-11-R1.BCG	Test Dates: 12/06/202 - 02/20/2024	EUT Type: Tablet Device	Page 557 of 595



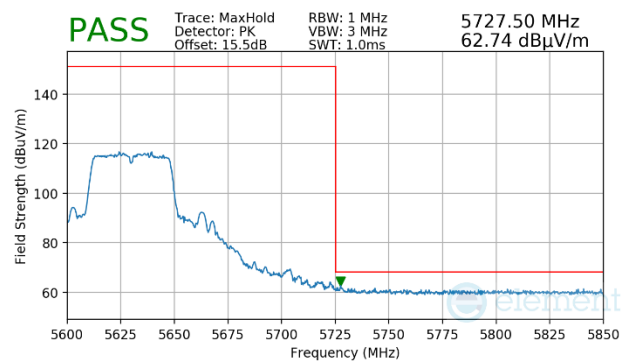
**Plot 7-1899. (FCC Only) CDD Diversity (Peak & Average, Ch.118, 802.11n, MCS12)**



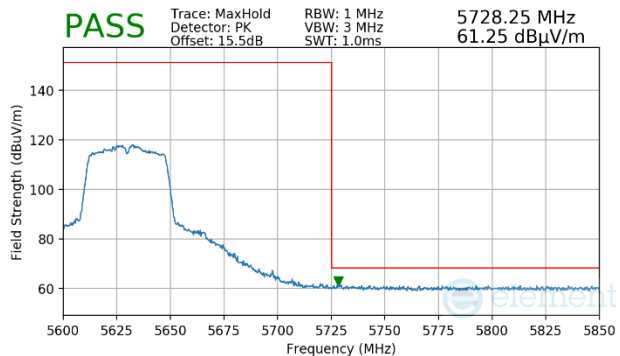
**Plot 7-1902. (FCC Only) CDD Diversity (Peak, Ch.126, 802.11n, MCS12)**



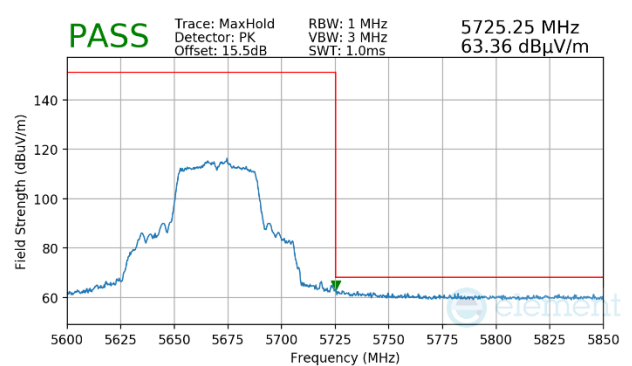
**Plot 7-1900. (FCC Only) CDD Diversity (Peak & Average, Ch.118, 802.11n, MCS15)**



**Plot 7-1903. (FCC Only) CDD Diversity (Peak, Ch.126, 802.11n, MCS15)**

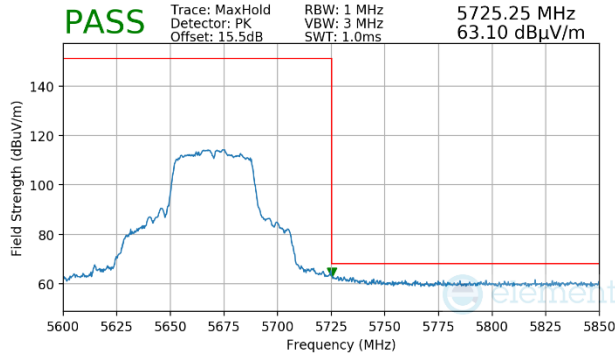


**Plot 7-1901. (FCC Only) CDD Diversity (Peak, Ch.126, 802.11n, MCS10)**

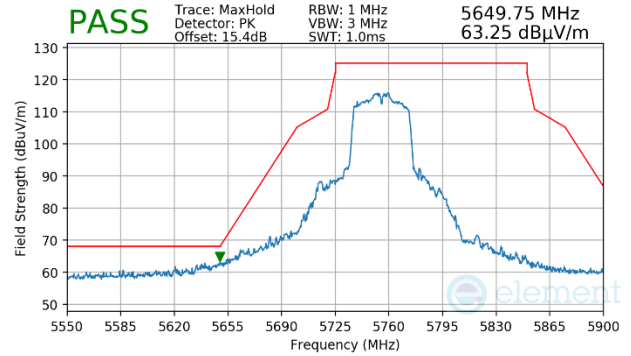


**Plot 7-1904. CDD Diversity (Peak, Ch.134, 802.11n, MCS10)**

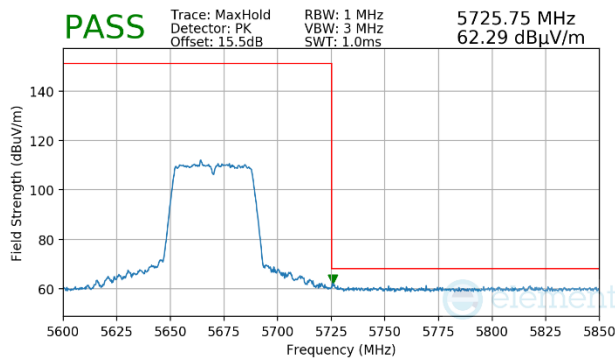
FCC ID: BCGA2836 IC: 579C-A2836		MEASUREMENT REPORT (CERTIFICATION)	Approved by: Technical Manager
Test Report S/N: 1C2311270067-11-R1.BCG	Test Dates: 12/06/202 - 02/20/2024	EUT Type: Tablet Device	Page 558 of 595



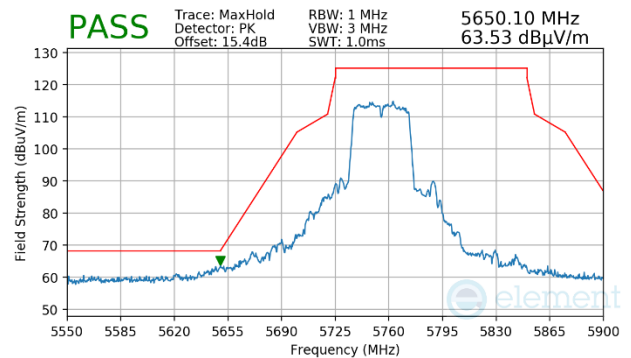
Plot 7-1905. CDD Diversity (Peak, Ch.134, 802.11n, MCS12)



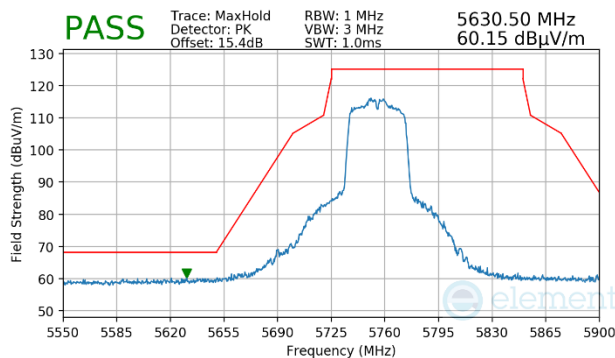
Plot 7-1908. CDD Diversity (Peak, Ch.151, 802.11n, MCS12)



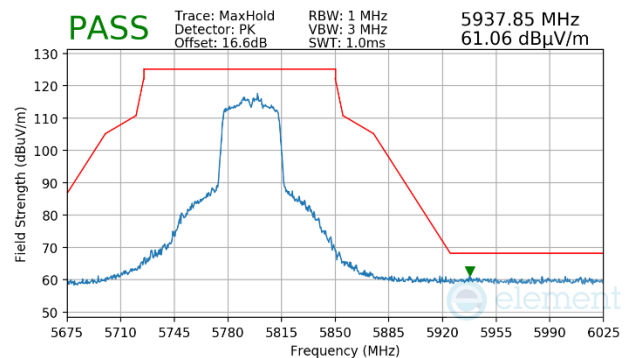
Plot 7-1906. CDD Diversity (Peak, Ch.134, 802.11n, MCS15)



Plot 7-1909. CDD Diversity (Peak, Ch.151, 802.11n, MCS15)

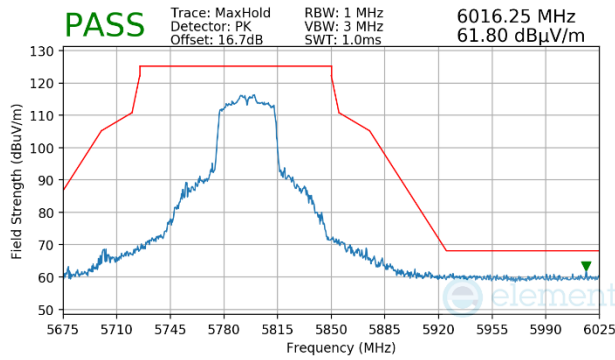


Plot 7-1907. CDD Diversity (Peak, Ch.151, 802.11n, MCS10)

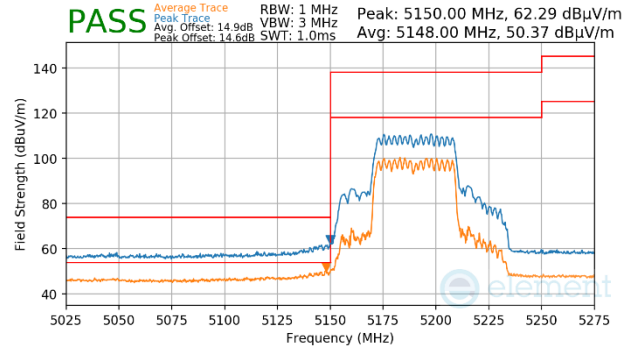


Plot 7-1910. CDD Diversity (Peak, Ch.159, 802.11n, MCS10)

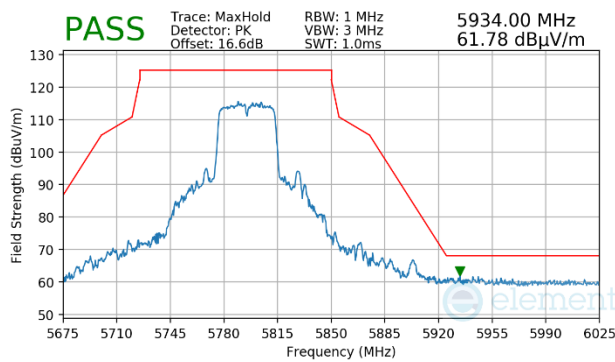
FCC ID: BCGA2836 IC: 579C-A2836		MEASUREMENT REPORT (CERTIFICATION)	Approved by: Technical Manager
Test Report S/N: 1C2311270067-11-R1.BCG	Test Dates: 12/06/202 - 02/20/2024	EUT Type: Tablet Device	Page 559 of 595



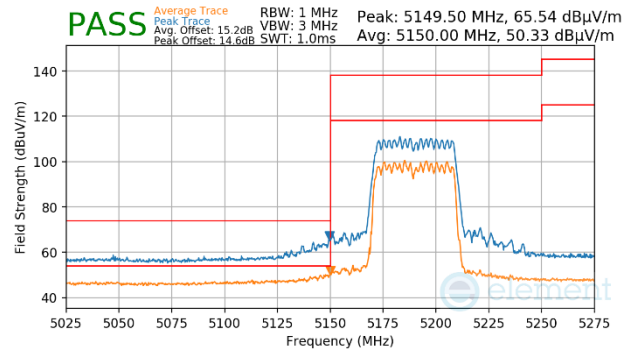
Plot 7-1911. CDD Diversity (Peak, Ch.159, 802.11n, MCS12)



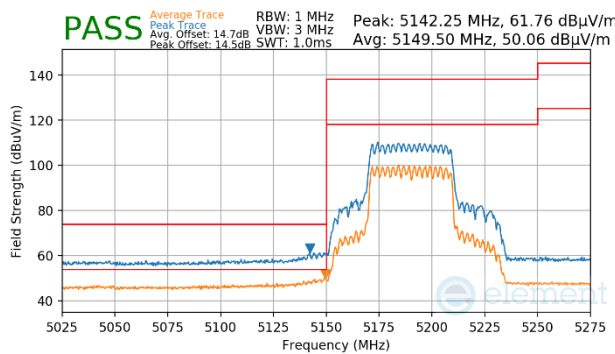
Plot 7-1914. CDD Diversity (Peak & Average, Ch.38, 802.11ax(SU), MCS4)



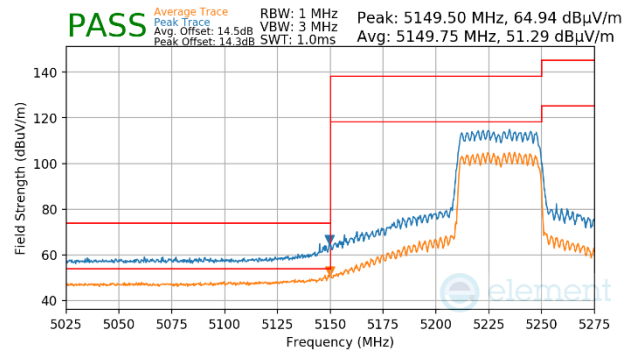
Plot 7-1912. CDD Diversity (Peak, Ch.159, 802.11n, MCS15)



Plot 7-1915. CDD Diversity (Peak & Average, Ch.38, 802.11ax(SU), MCS11)

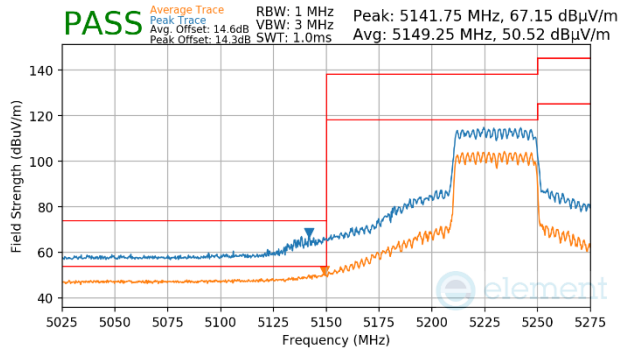


Plot 7-1913. CDD Diversity (Peak & Average, Ch.38, 802.11ax(SU), MCS2)

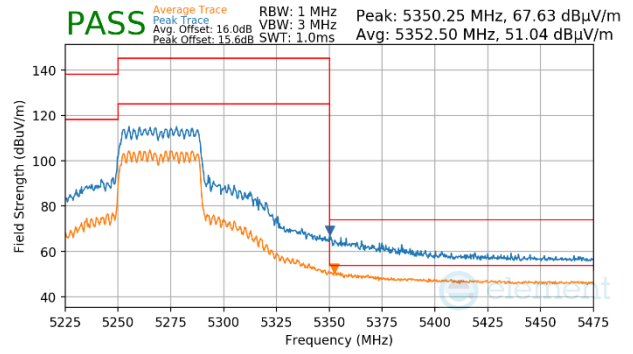


Plot 7-1916. CDD Diversity (Peak & Average, Ch.46, 802.11ax(SU), MCS2)

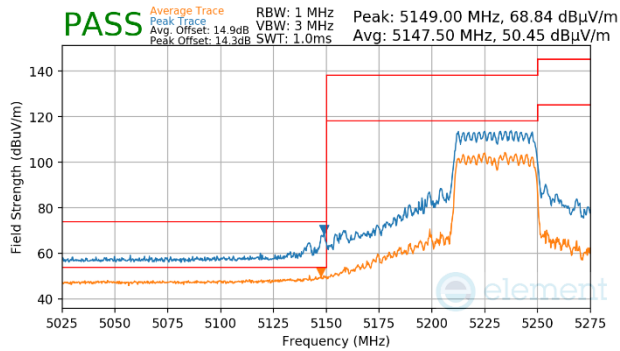
FCC ID: BCGA2836 IC: 579C-A2836		MEASUREMENT REPORT (CERTIFICATION)	Approved by: Technical Manager
Test Report S/N: 1C2311270067-11-R1.BCG	Test Dates: 12/06/202 - 02/20/2024	EUT Type: Tablet Device	Page 560 of 595



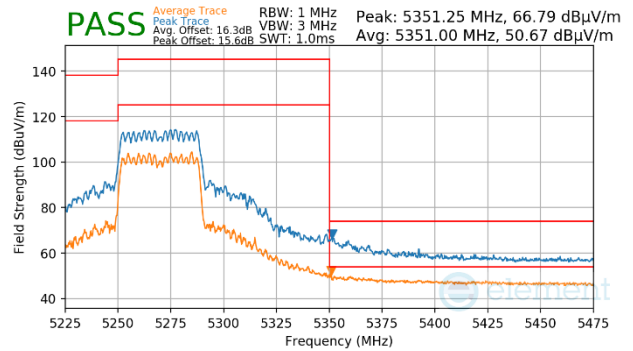
**Plot 7-1917. CDD Diversity (Peak & Average, Ch.46, 802.11ax(SU), MCS4)**



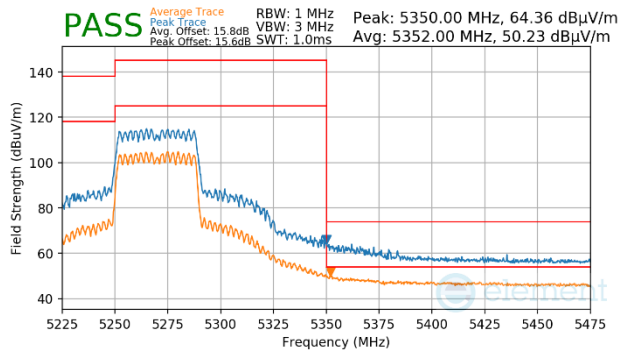
**Plot 7-1920. CDD Diversity (Peak & Average, Ch.54, 802.11ax(SU), MCS4)**



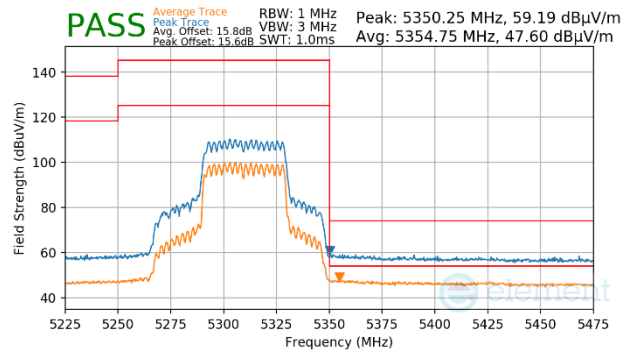
**Plot 7-1918. CDD Diversity (Peak & Average, Ch.46, 802.11ax(SU), MCS11)**



**Plot 7-1921. CDD Diversity (Peak & Average, Ch.54, 802.11ax(SU), MCS11)**



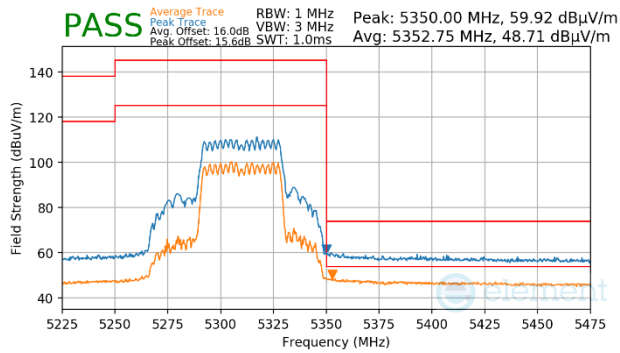
**Plot 7-1919. CDD Diversity (Peak & Average, Ch.54, 802.11ax(SU), MCS2)**



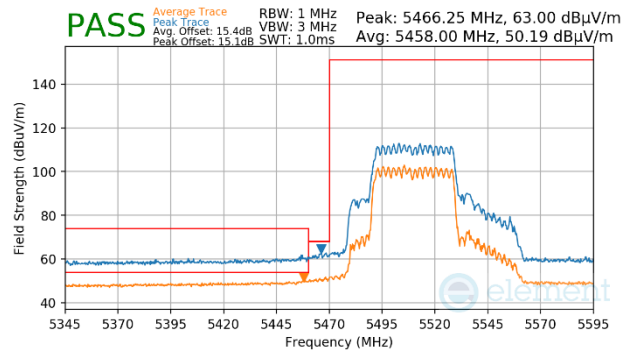
**Plot 7-1922. CDD Diversity (Peak & Average, Ch.62, 802.11ax(SU), MCS2)**

FCC ID: BCGA2836 IC: 579C-A2836		MEASUREMENT REPORT (CERTIFICATION)	Approved by: Technical Manager
Test Report S/N: 1C2311270067-11-R1.BCG	Test Dates: 12/06/202 - 02/20/2024	EUT Type: Tablet Device	Page 561 of 595

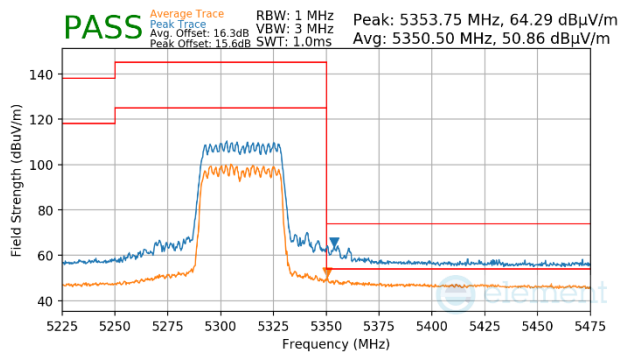




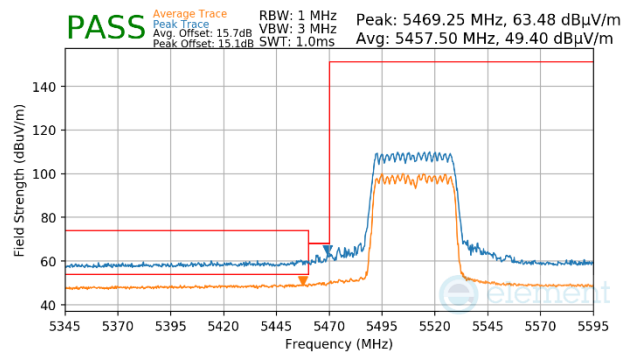
**Plot 7-1923. CDD Diversity (Peak & Average, Ch.62, 802.11ax(SU), MCS4)**



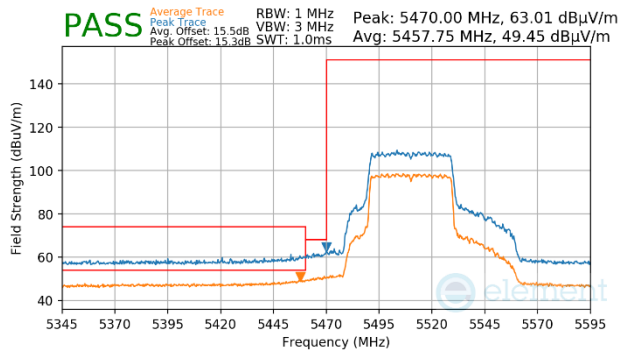
**Plot 7-1926. CDD Diversity (Peak & Average, Ch.102, 802.11ax(SU), MCS4)**



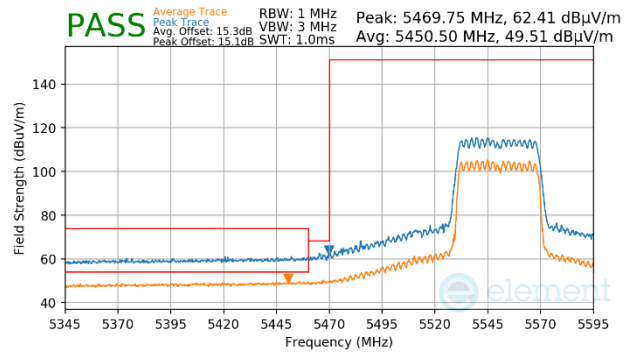
**Plot 7-1924. CDD Diversity (Peak & Average, Ch.62, 802.11ax(SU), MCS11)**



**Plot 7-1927. CDD Diversity (Peak & Average, Ch.102, 802.11ax(SU), MCS11)**



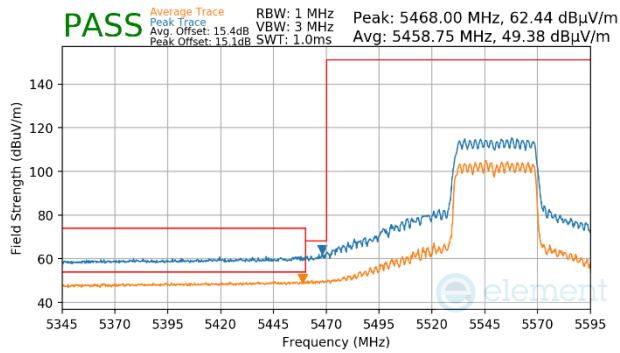
**Plot 7-1925. CDD Diversity (Peak & Average, Ch.102, 802.11ax(SU), MCS2)**



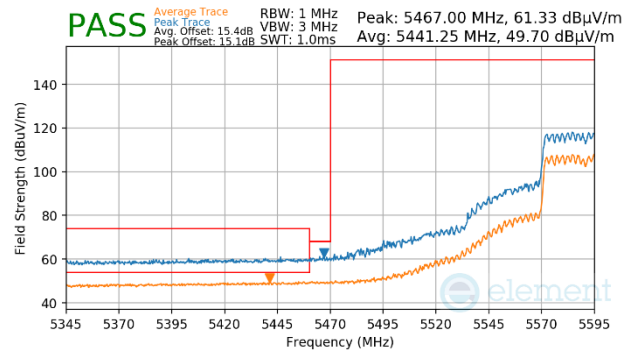
**Plot 7-1928. CDD Diversity (Peak & Average, Ch.110, 802.11ax(SU), MCS2)**

FCC ID: BCGA2836 IC: 579C-A2836		MEASUREMENT REPORT (CERTIFICATION)	Approved by: Technical Manager
Test Report S/N: 1C2311270067-11-R1.BCG	Test Dates: 12/06/202 - 02/20/2024	EUT Type: Tablet Device	Page 562 of 595

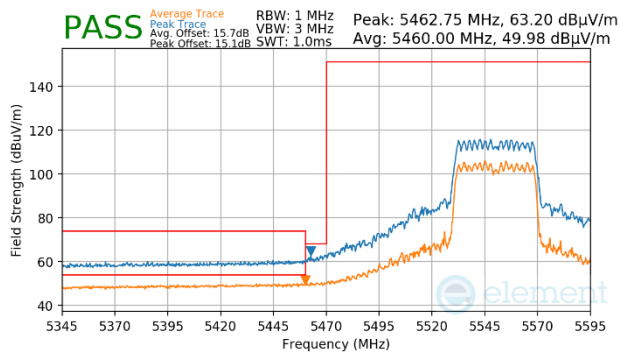




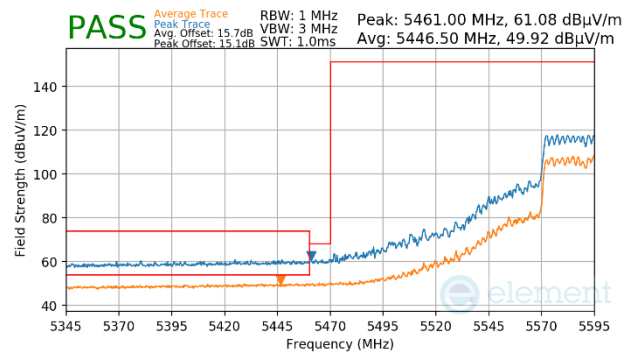
**Plot 7-1929. CDD Diversity (Peak & Average, Ch.110, 802.11ax(SU), MCS4)**



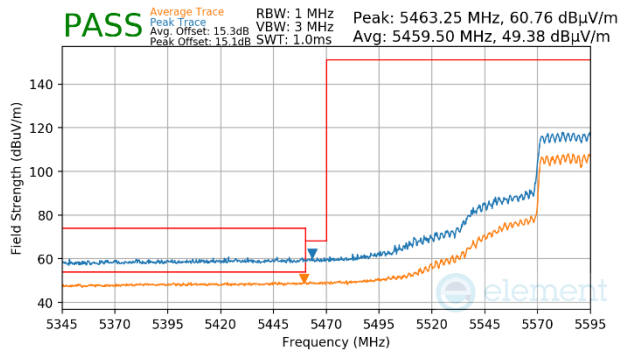
**Plot 7-1932. (FCC Only) CDD Diversity (Peak & Average, Ch.118, 802.11ax(SU), MCS4)**



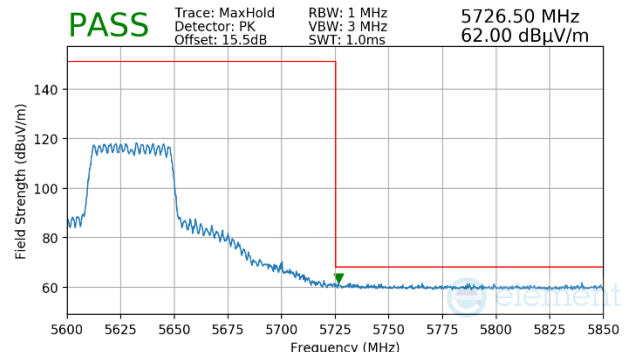
**Plot 7-1930. CDD Diversity (Peak & Average, Ch.110, 802.11ax(SU), MCS11)**



**Plot 7-1933. (FCC Only) CDD Diversity (Peak & Average, Ch.118, 802.11ax(SU), MCS11)**

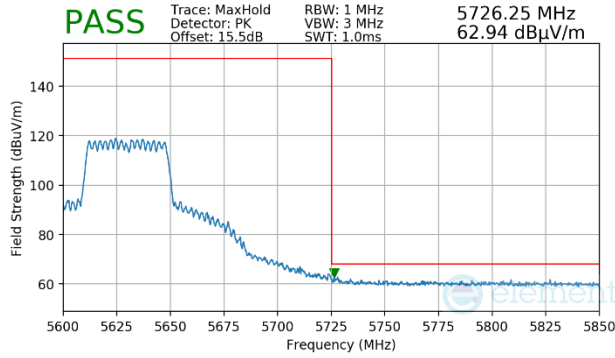


**Plot 7-1931. (FCC Only) CDD Diversity (Peak & Average, Ch.118, 802.11ax(SU), MCS2)**

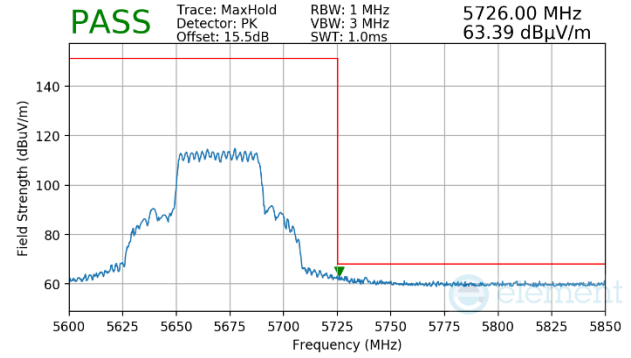


**Plot 7-1934. (FCC Only) CDD Diversity (Peak, Ch.126, 802.11ax(SU), MCS2)**

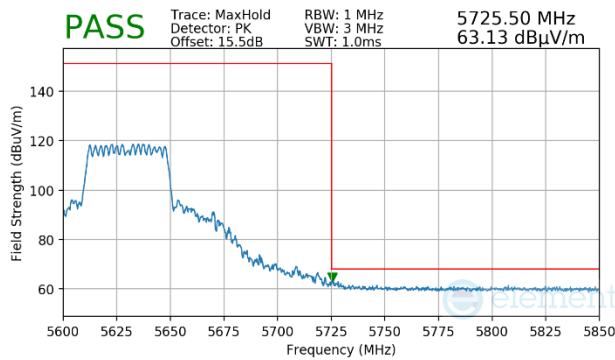
FCC ID: BCGA2836 IC: 579C-A2836		MEASUREMENT REPORT (CERTIFICATION)	Approved by: Technical Manager
Test Report S/N: 1C2311270067-11-R1.BCG	Test Dates: 12/06/202 - 02/20/2024	EUT Type: Tablet Device	Page 563 of 595



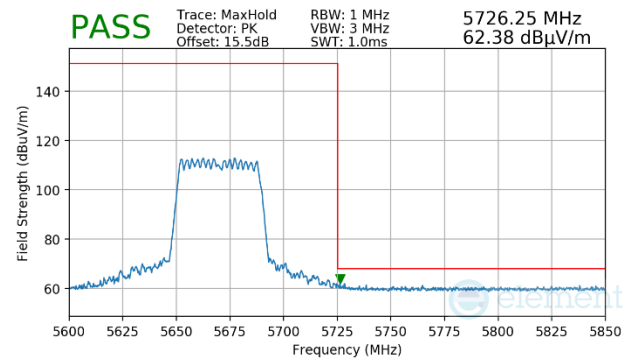
**Plot 7-1935. (FCC Only) CDD Diversity (Peak, Ch.126, 802.11ax(SU), MCS4)**



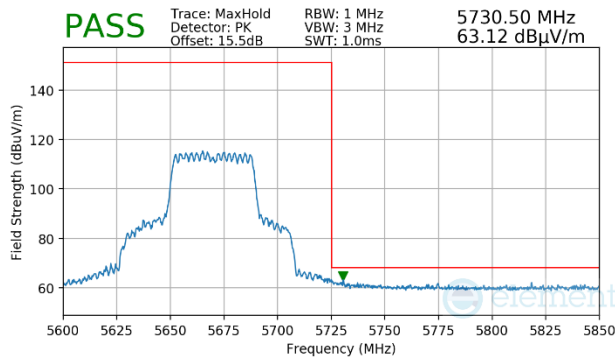
**Plot 7-1938. CDD Diversity (Peak, Ch.134, 802.11ax(SU), MCS4)**



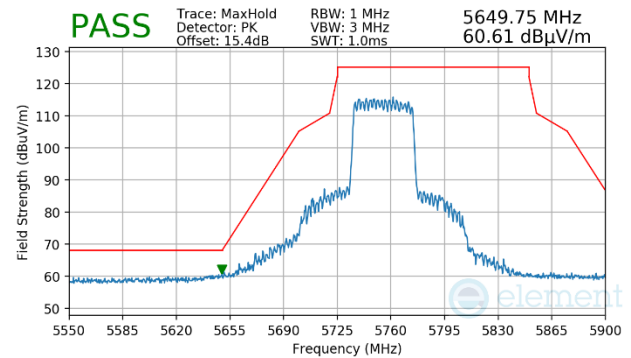
**Plot 7-1936. (FCC Only) CDD Diversity (Peak, Ch.126, 802.11ax(SU), MCS11)**



**Plot 7-1939. CDD Diversity (Peak, Ch.134, 802.11ax(SU), MCS11)**

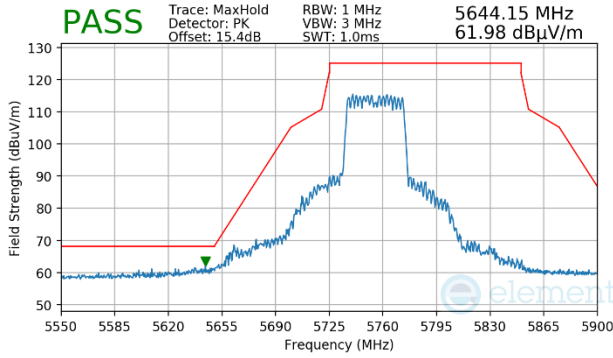


**Plot 7-1937. CDD Diversity (Peak, Ch.134, 802.11ax(SU), MCS2)**

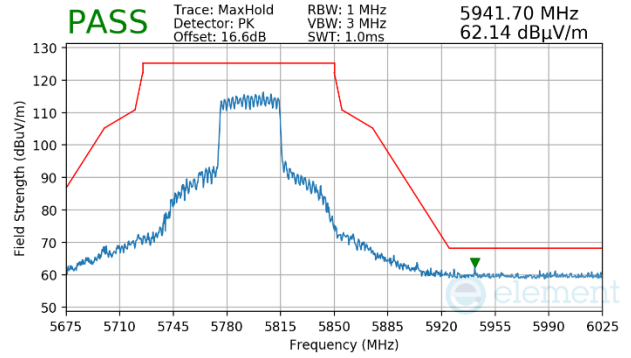


**Plot 7-1940. CDD Diversity (Peak, Ch.151, 802.11ax(SU), MCS2)**

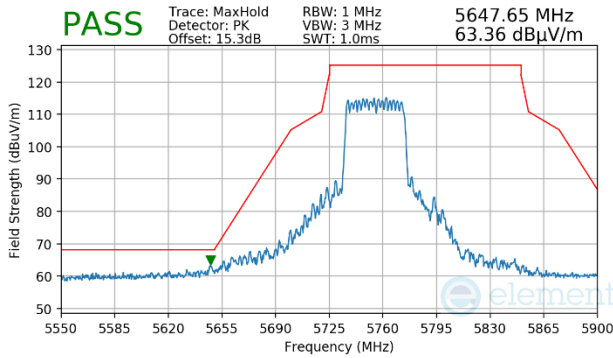
FCC ID: BCGA2836 IC: 579C-A2836		<b>MEASUREMENT REPORT (CERTIFICATION)</b>	<b>Approved by:</b> Technical Manager
<b>Test Report S/N:</b> 1C2311270067-11-R1.BCG	<b>Test Dates:</b> 12/06/202 - 02/20/2024	<b>EUT Type:</b> Tablet Device	Page 564 of 595



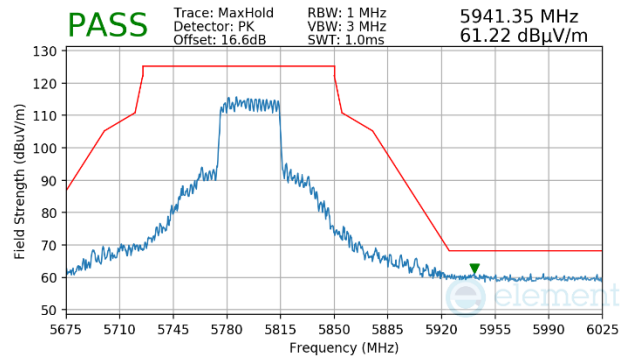
**Plot 7-1941. CDD Diversity (Peak, Ch.151, 802.11ax(SU), MCS4)**



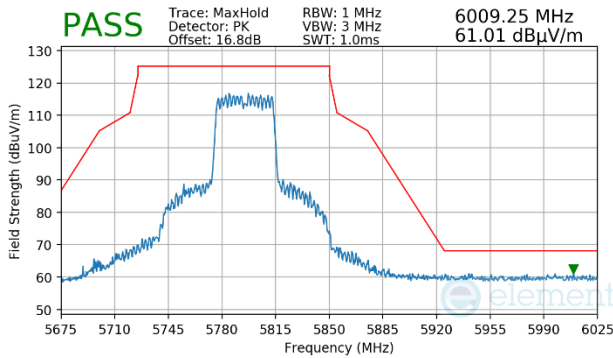
**Plot 7-1944. CDD Diversity (Peak, Ch.159, 802.11ax(SU), MCS4)**



**Plot 7-1942. CDD Diversity (Peak, Ch.151, 802.11ax(SU), MCS11)**



**Plot 7-1945. CDD Diversity (Peak, Ch.159, 802.11ax(SU), MCS11)**

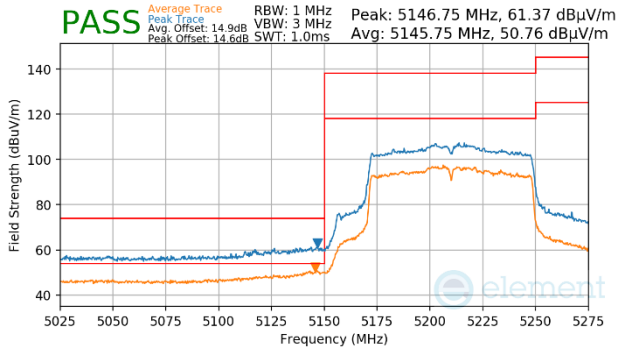


**Plot 7-1943. CDD Diversity (Peak, Ch.159, 802.11ax(SU), MCS2)**

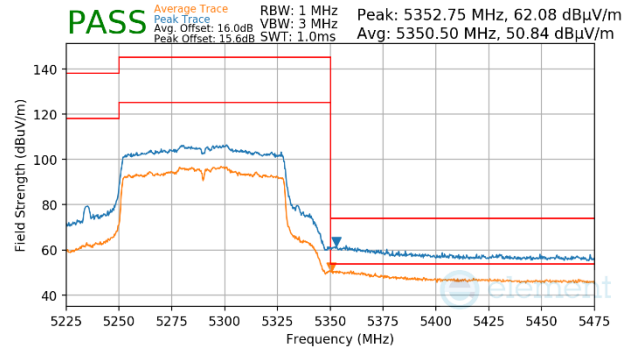
<b>FCC ID:</b> BCGA2836 <b>IC:</b> 579C-A2836		<b>MEASUREMENT REPORT (CERTIFICATION)</b>	<b>Approved by:</b> Technical Manager
<b>Test Report S/N:</b> 1C2311270067-11-R1.BCG	<b>Test Dates:</b> 12/06/202 - 02/20/2024	<b>EUT Type:</b> Tablet Device	Page 565 of 595

## 7.6.25 CDD Diversity Radiated Band Edge Measurements (80MHz BW)

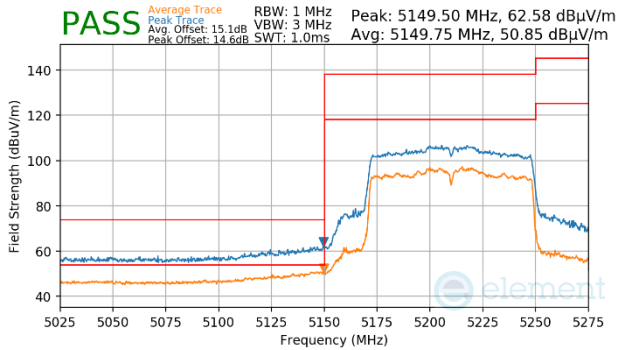
§15.407(b.1)(b.2) §15.205 §15.209; RSS-Gen [8.9]



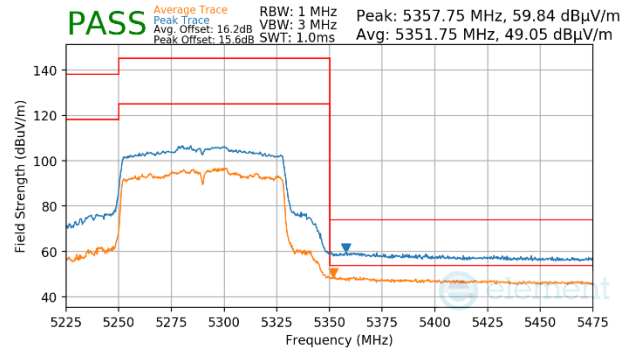
Plot 7-1946. CDD Diversity (Peak & Average, Ch.42, 802.11ac, MCS2)



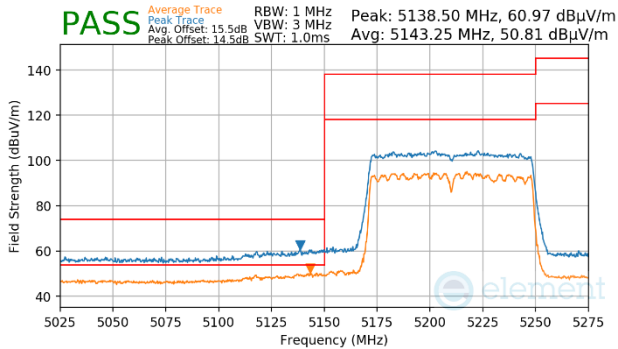
Plot 7-1949. CDD Diversity (Peak & Average, Ch.58, 802.11ac, MCS2)



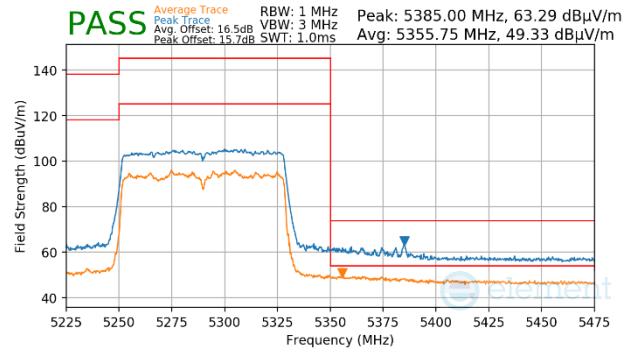
Plot 7-1947. CDD Diversity (Peak & Average, Ch.42, 802.11ac, MCS4)



Plot 7-1950. CDD Diversity (Peak & Average, Ch.58, 802.11ac, MCS4)

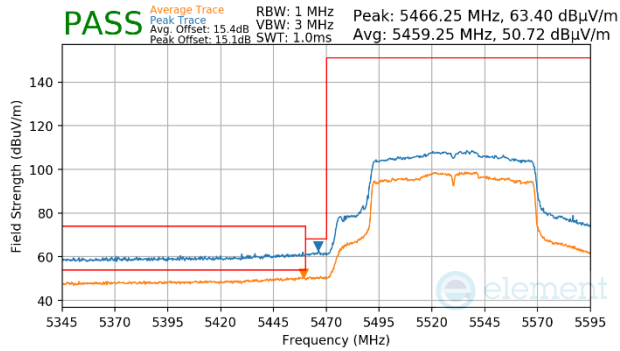


Plot 7-1948. CDD Diversity (Peak & Average, Ch.42, 802.11ac, MCS9)

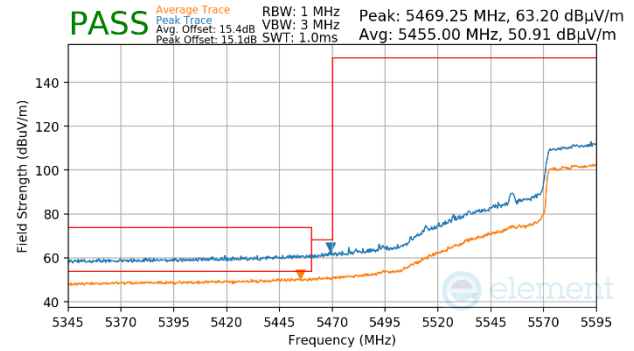


Plot 7-1951. CDD Diversity (Peak & Average, Ch.58, 802.11ac, MCS9)

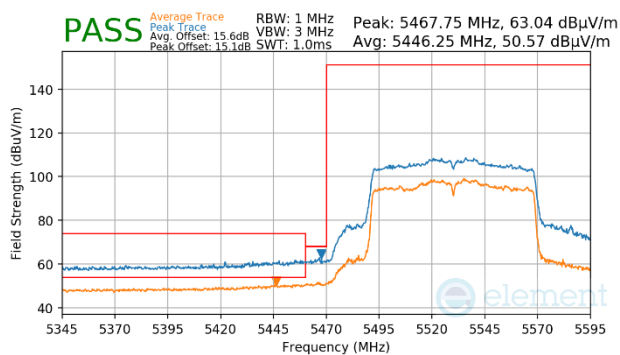
FCC ID: BCGA2836 IC: 579C-A2836		MEASUREMENT REPORT (CERTIFICATION)	Approved by: Technical Manager
Test Report S/N: 1C2311270067-11-R1.BCG	Test Dates: 12/06/202 - 02/20/2024	EUT Type: Tablet Device	Page 566 of 595



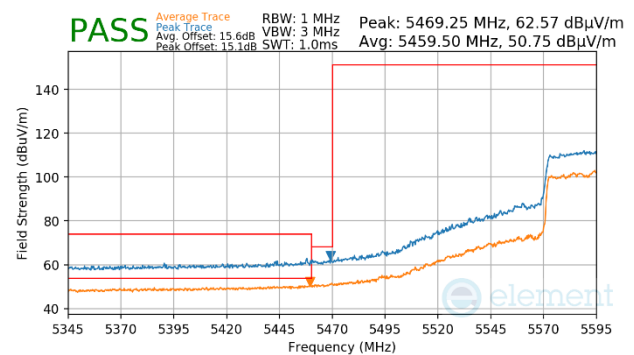
Plot 7-1952. CDD Diversity (Peak & Average, Ch.106, 802.11ac, MCS2)



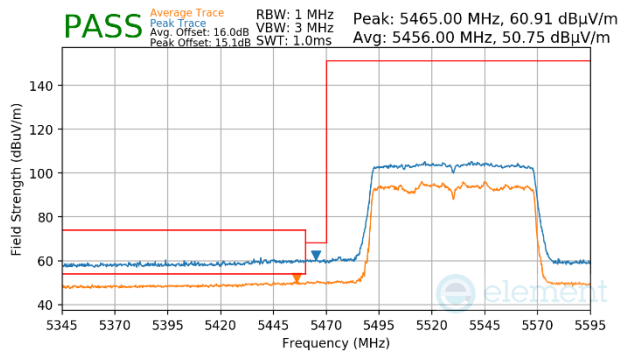
Plot 7-1955. (FCC Only) CDD Diversity (Peak & Average, Ch.122, 802.11ac, MCS2)



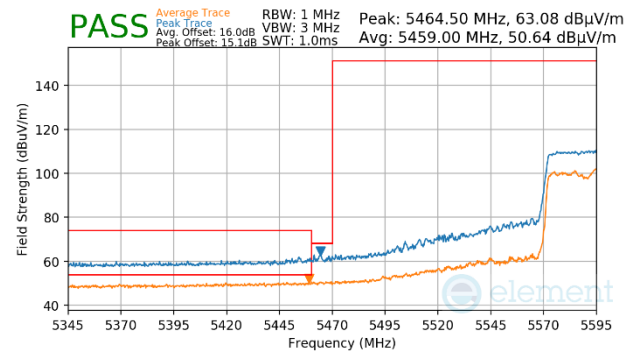
Plot 7-1953. CDD Diversity (Peak & Average, Ch.106, 802.11ac, MCS4)



Plot 7-1956. (FCC Only) CDD Diversity (Peak & Average, Ch.122, 802.11ac, MCS4)

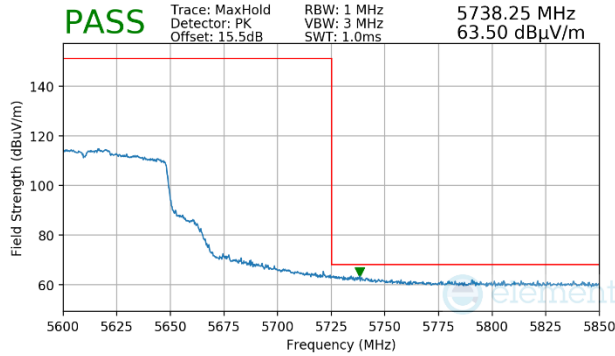


Plot 7-1954. CDD Diversity (Peak & Average, Ch.106, 802.11ac, MCS11)

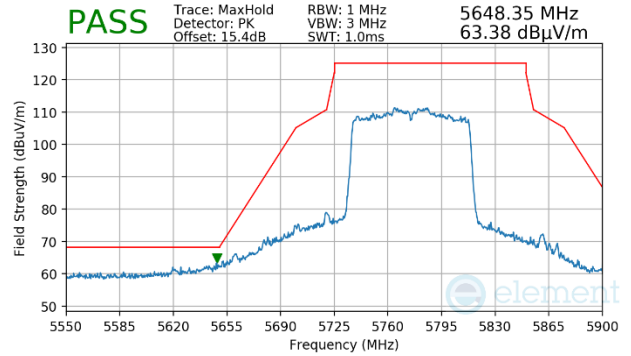


Plot 7-1957. (FCC Only) CDD Diversity (Peak & Average, Ch.122, 802.11ac, MCS9)

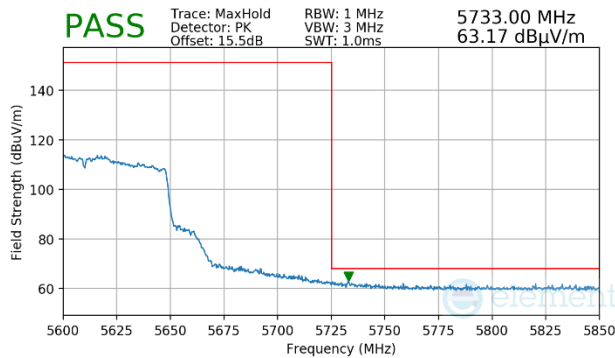
FCC ID: BCGA2836 IC: 579C-A2836		MEASUREMENT REPORT (CERTIFICATION)	Approved by: Technical Manager
Test Report S/N: 1C2311270067-11-R1.BCG	Test Dates: 12/06/202 - 02/20/2024	EUT Type: Tablet Device	Page 567 of 595



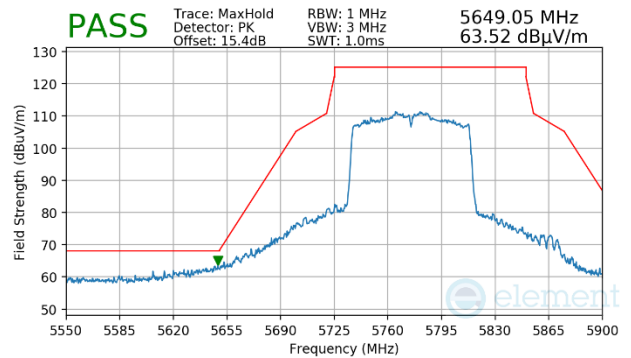
Plot 7-1958. (FCC Only) CDD Diversity (Peak, Ch.122, 802.11ac, MCS2)



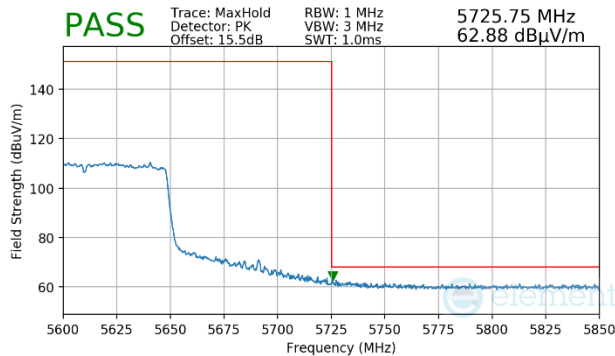
Plot 7-1961. CDD Diversity (Peak, Ch.155, 802.11ac, MCS2)



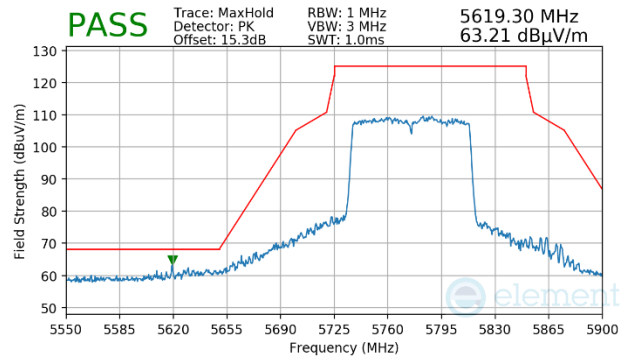
Plot 7-1959. (FCC Only) CDD Diversity (Peak, Ch.122, 802.11ac, MCS4)



Plot 7-1962. CDD Diversity (Peak, Ch.155, 802.11ac, MCS4)

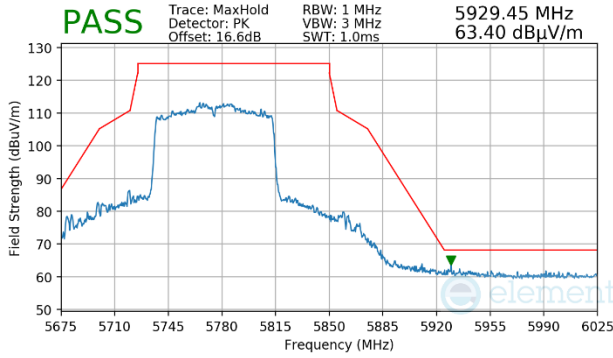


Plot 7-1960. (FCC Only) CDD Diversity (Peak, Ch.122, 802.11ac, MCS9)

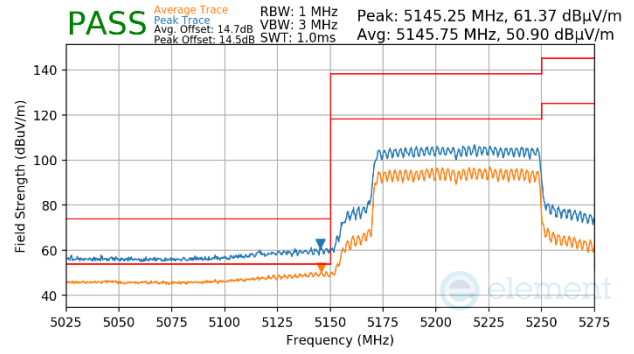


Plot 7-1963. CDD Diversity (Peak, Ch.155, 802.11ac, MCS9)

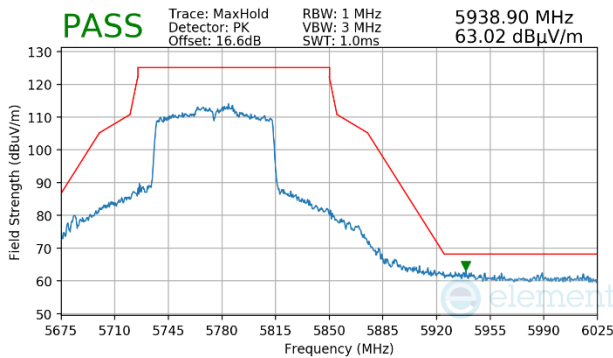
FCC ID: BCGA2836 IC: 579C-A2836		MEASUREMENT REPORT (CERTIFICATION)	Approved by: Technical Manager
Test Report S/N: 1C2311270067-11-R1.BCG	Test Dates: 12/06/202 - 02/20/2024	EUT Type: Tablet Device	Page 568 of 595



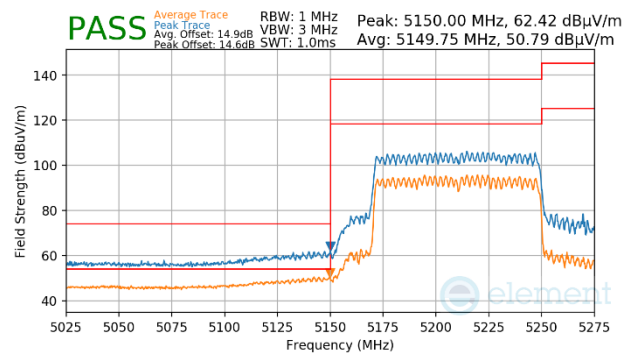
Plot 7-1964. CDD Diversity (Peak, Ch.155, 802.11ac, MCS2)



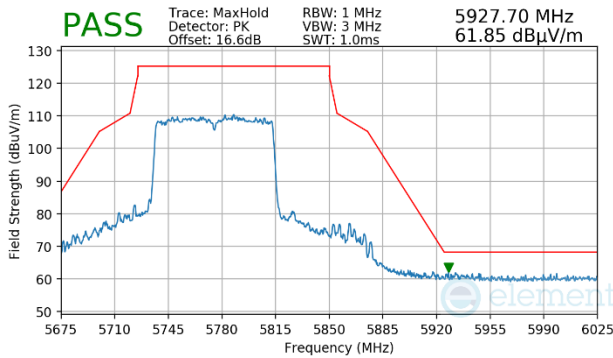
Plot 7-1967. CDD Diversity (Peak & Average, Ch.42, 802.11ax(SU), MCS2)



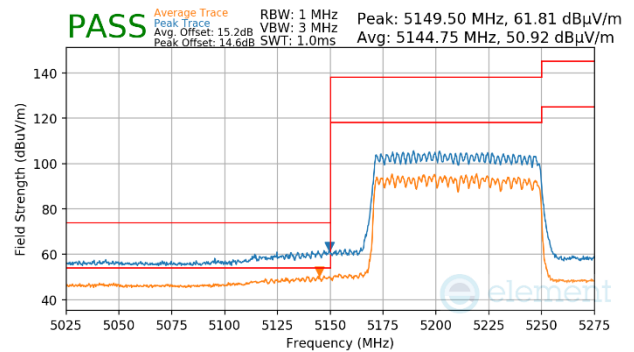
Plot 7-1965. CDD Diversity (Peak, Ch.155, 802.11ac, MCS4)



Plot 7-1968. CDD Diversity (Peak & Average, Ch.42, 802.11ax(SU), MCS4)



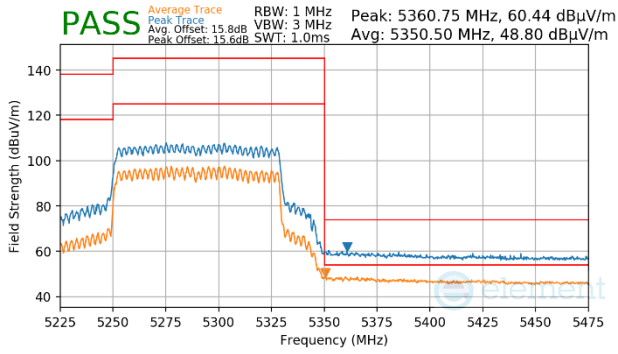
Plot 7-1966. CDD Diversity (Peak, Ch.155, 802.11ac, MCS9)



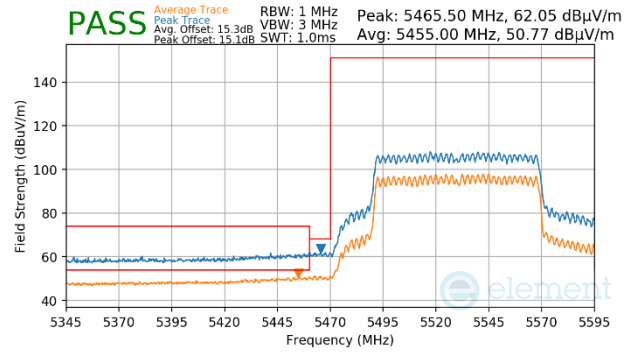
Plot 7-1969. CDD Diversity (Peak & Average, Ch.42, 802.11ax(SU), MCS11)

FCC ID: BCGA2836 IC: 579C-A2836		MEASUREMENT REPORT (CERTIFICATION)	Approved by: Technical Manager
Test Report S/N: 1C2311270067-11-R1.BCG	Test Dates: 12/06/202 - 02/20/2024	EUT Type: Tablet Device	Page 569 of 595

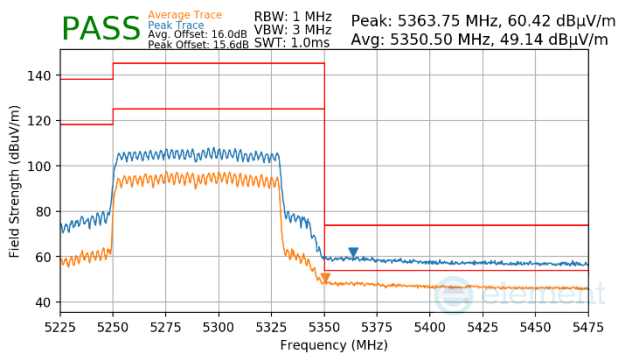




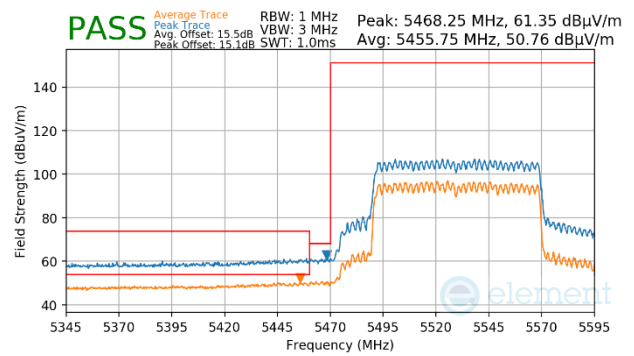
**Plot 7-1970. CDD Diversity (Peak & Average, Ch.58, 802.11ax(SU), MCS2)**



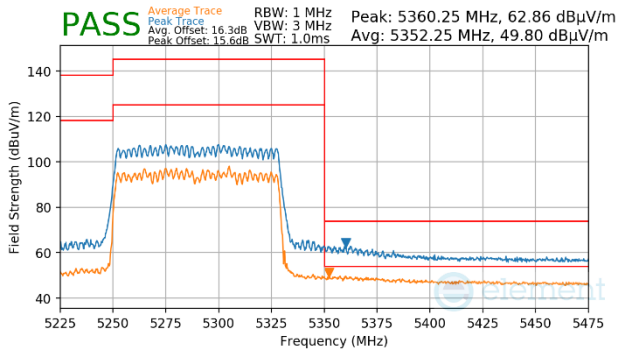
**Plot 7-1973. CDD Diversity (Peak & Average, Ch.106, 802.11ax(SU), MCS2)**



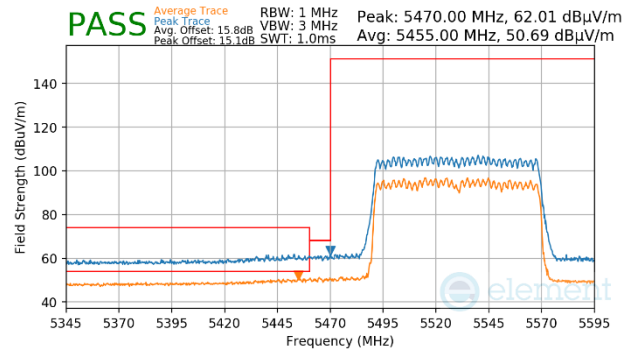
**Plot 7-1971. CDD Diversity (Peak & Average, Ch.58, 802.11ax(SU), MCS4)**



**Plot 7-1974. CDD Diversity (Peak & Average, Ch.106, 802.11ax(SU), MCS4)**

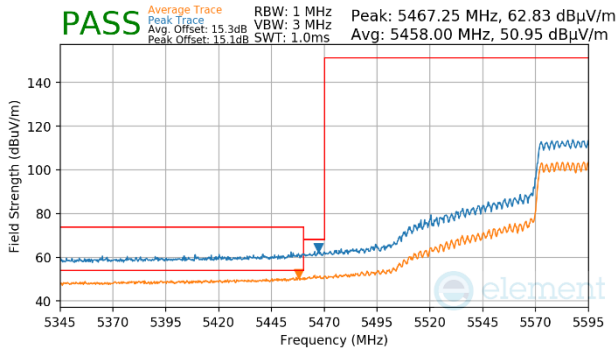


**Plot 7-1972. CDD Diversity (Peak & Average, Ch.58, 802.11ax(SU), MCS11)**

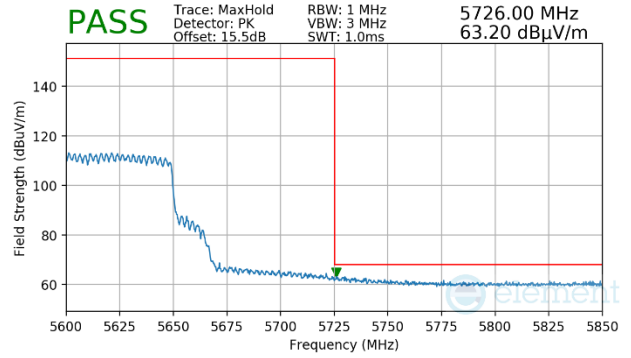


**Plot 7-1975. CDD Diversity (Peak & Average, Ch.106, 802.11ax(SU), MCS11)**

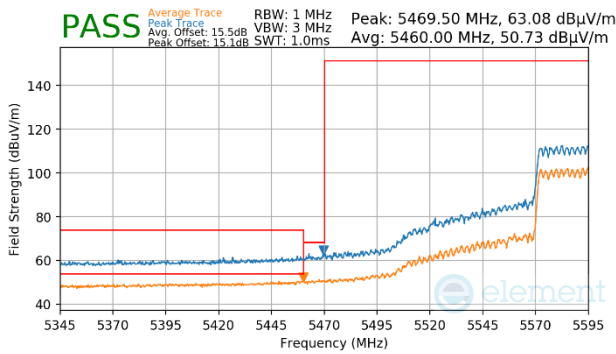
FCC ID: BCGA2836 IC: 579C-A2836		<b>MEASUREMENT REPORT (CERTIFICATION)</b>	<b>Approved by:</b> Technical Manager
Test Report S/N: 1C2311270067-11-R1.BCG	Test Dates: 12/06/202 - 02/20/2024	EUT Type: Tablet Device	Page 570 of 595



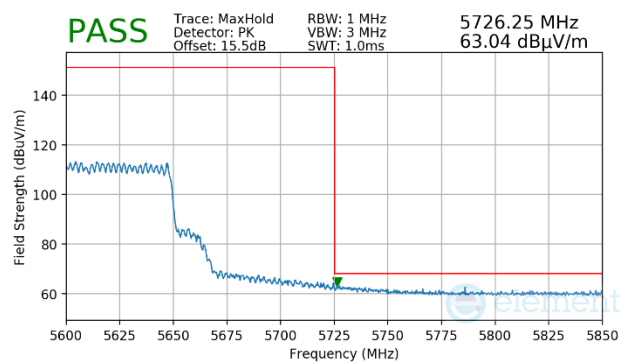
**Plot 7-1976. (FCC Only) CDD Diversity (Peak & Average, Ch.122, 802.11ax(SU), MCS2)**



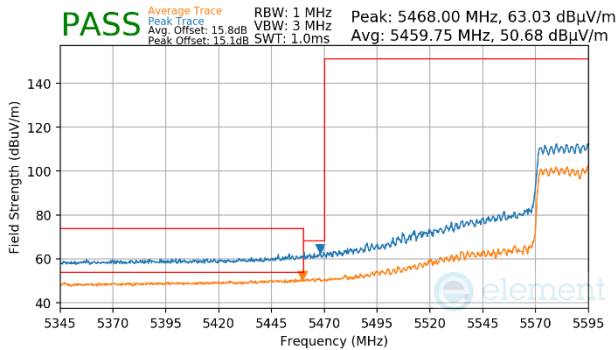
**Plot 7-1979. (FCC Only) CDD Diversity (Peak, Ch.122, 802.11ax(SU), MCS2)**



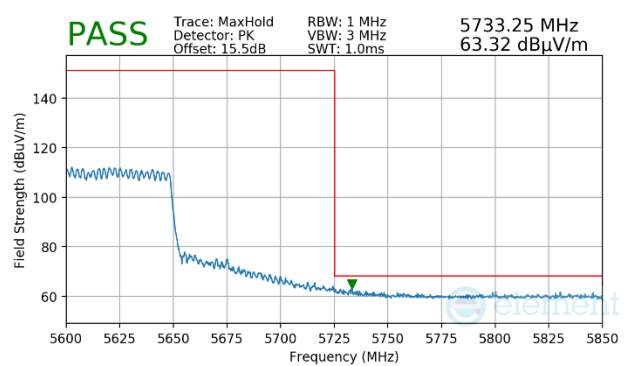
**Plot 7-1977. (FCC Only) CDD Diversity (Peak & Average, Ch.122, 802.11ax(SU), MCS4)**



**Plot 7-1980. (FCC Only) CDD Diversity (Peak, Ch.122, 802.11ax(SU), MCS4)**



**Plot 7-1978. (FCC Only) CDD Diversity (Peak & Average, Ch.122, 802.11ax(SU), MCS11)**



**Plot 7-1981. (FCC Only) CDD Diversity (Peak, Ch.122, 802.11ax(SU), MCS11)**

FCC ID: BCGA2836 IC: 579C-A2836		MEASUREMENT REPORT (CERTIFICATION)	Approved by: Technical Manager
Test Report S/N: 1C2311270067-11-R1.BCG	Test Dates: 12/06/202 - 02/20/2024	EUT Type: Tablet Device	Page 571 of 595