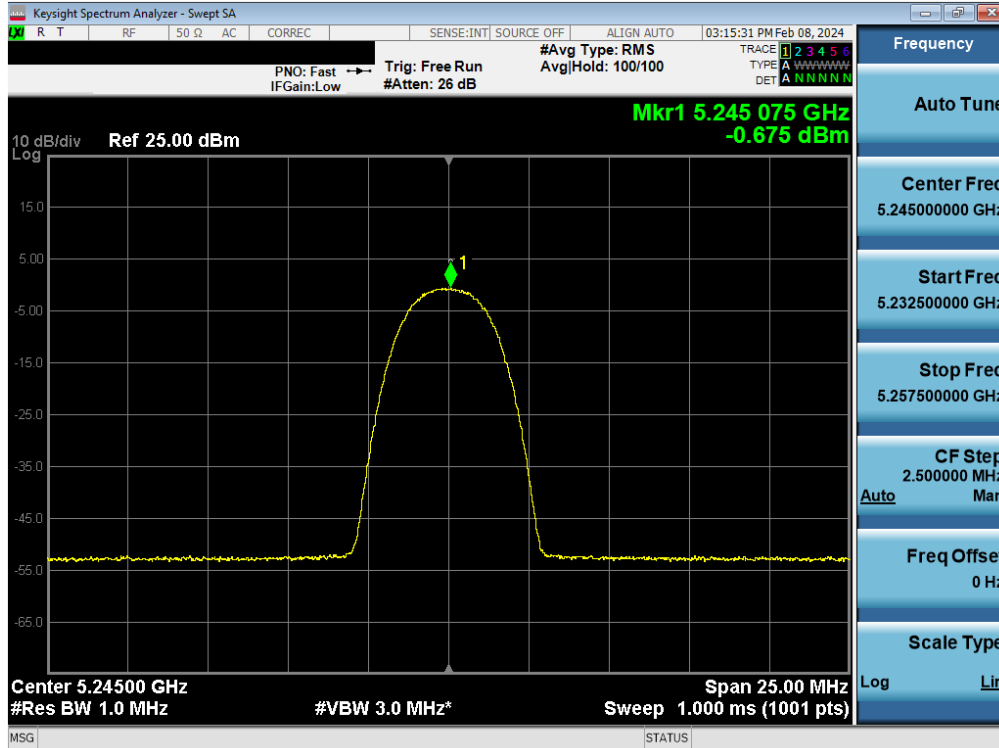
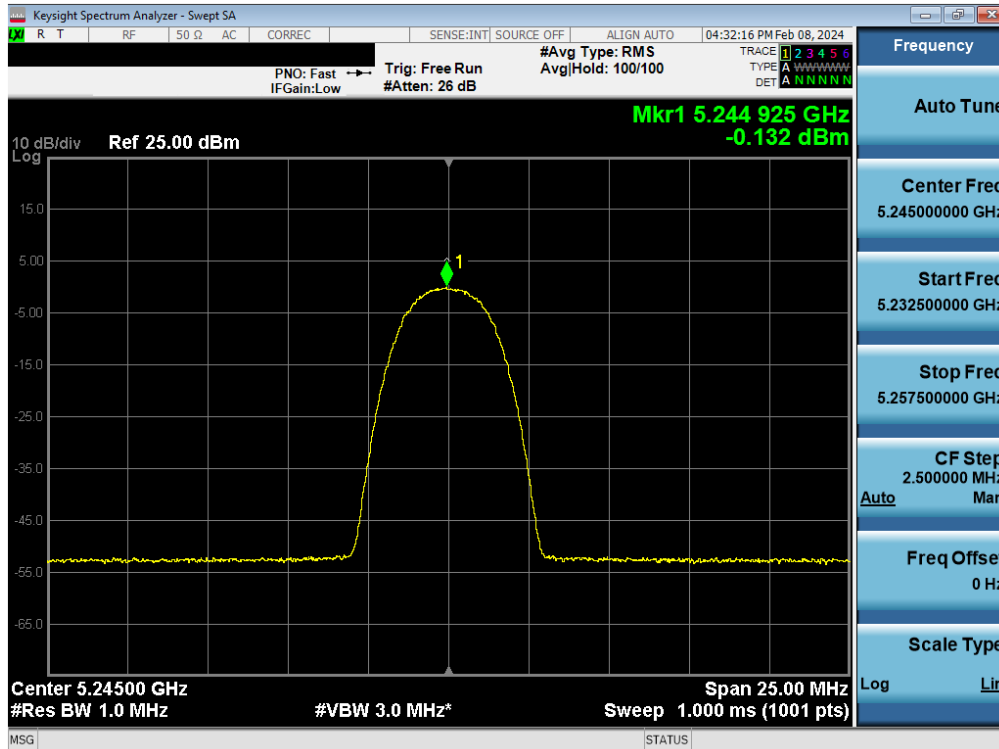


FCC ID: BCGA2836 IC: 579C-A2836		MEASUREMENT REPORT (CERTIFICATION)	Approved by: Technical Manager
Test Report S/N: 1C2311270067-09.BCG	Test Dates: 1/8/2024 - 3/15/2024	EUT Type: Tablet Device	Page 103 of 177

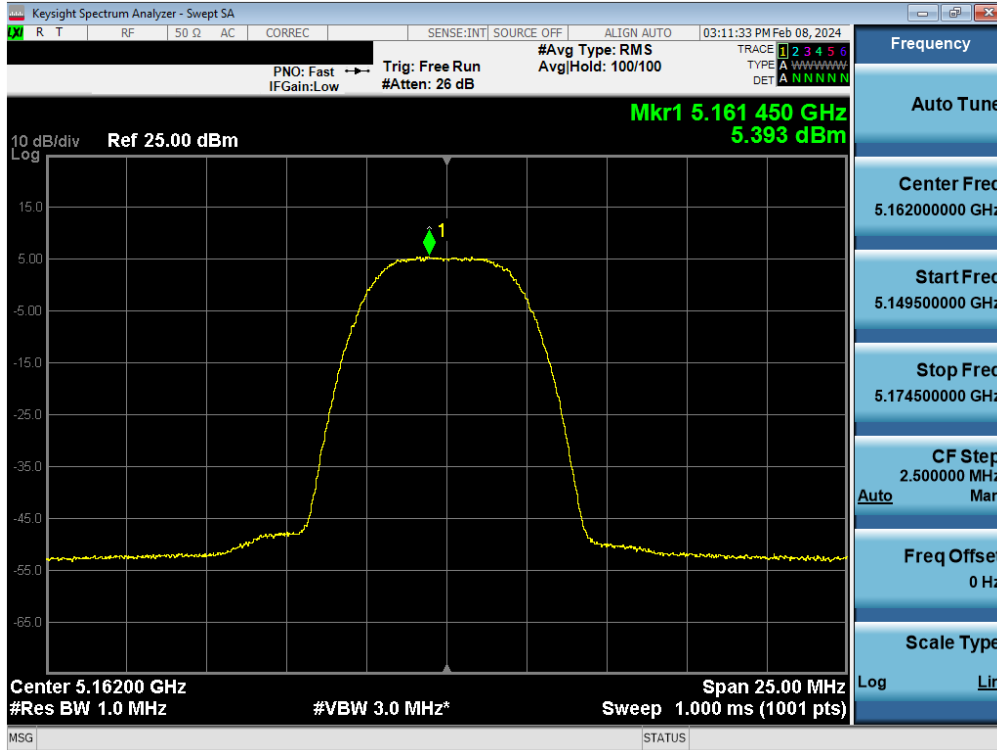


Plot 7-128. FCC/ISED PSD TxBF Antenna WF5B (HDR4, iPA- 5245MHz)

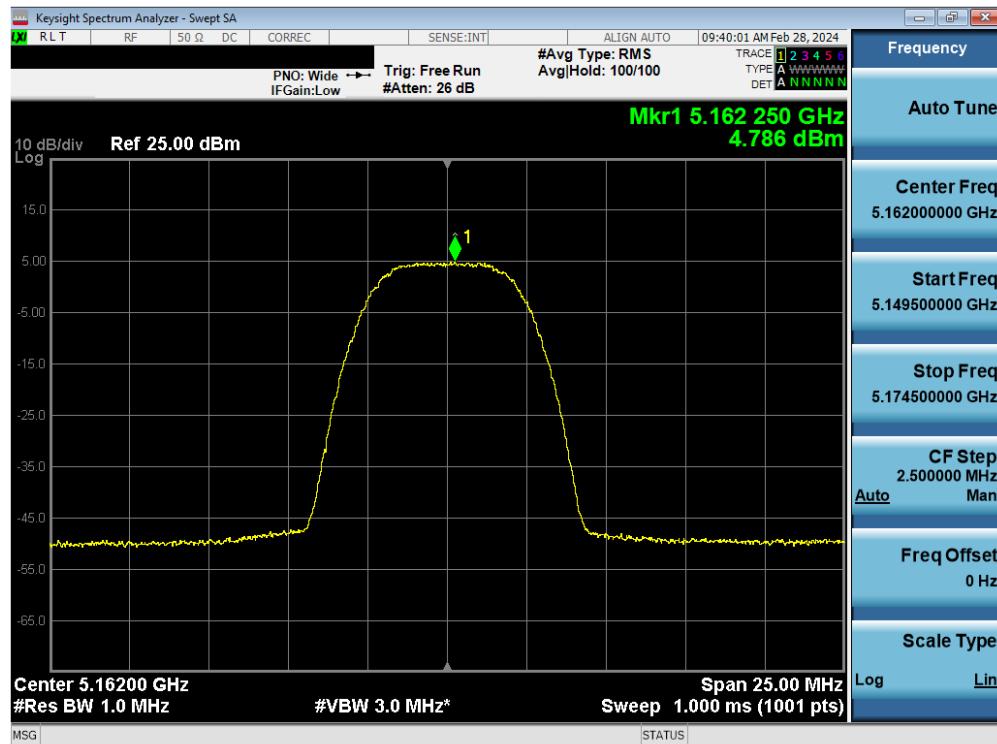


Plot 7-129. FCC/ISED PSD TxBF Antenna WF8 (HDR4, iPA- 5245MHz)

FCC ID: BCGA2836 IC: 579C-A2836		MEASUREMENT REPORT (CERTIFICATION)	Approved by: Technical Manager
Test Report S/N: 1C2311270067-09.BCG	Test Dates: 1/8/2024 - 3/15/2024	EUT Type: Tablet Device	Page 104 of 177

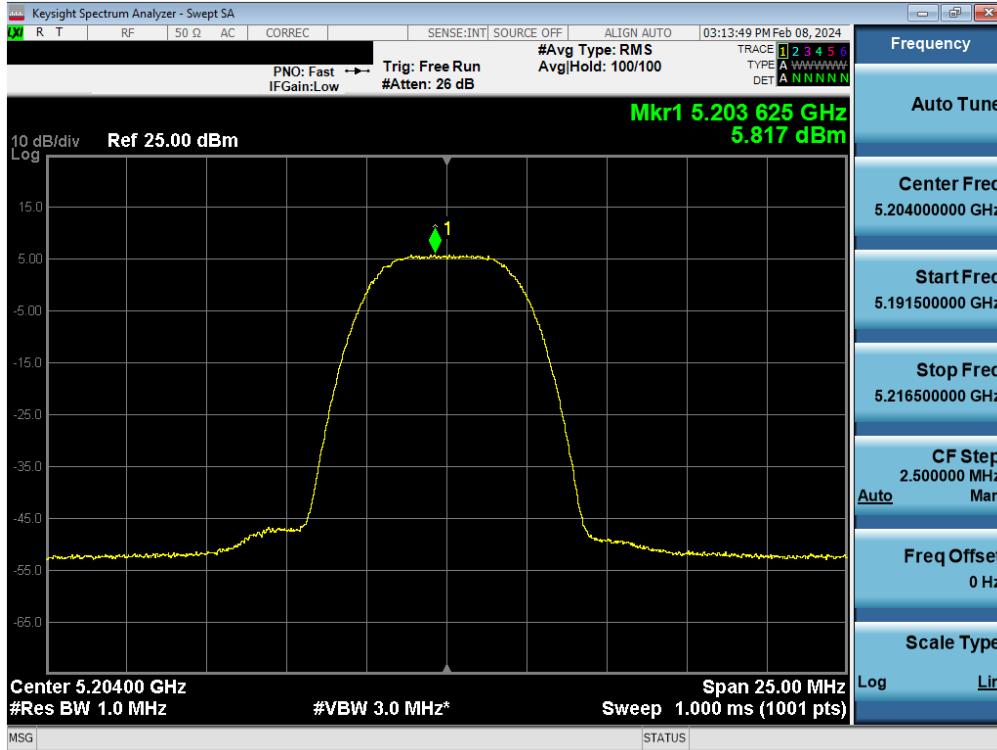


Plot 7-130. FCC PSD TxBF Antenna WF5B (HDR8, ePA - 5162MHz)

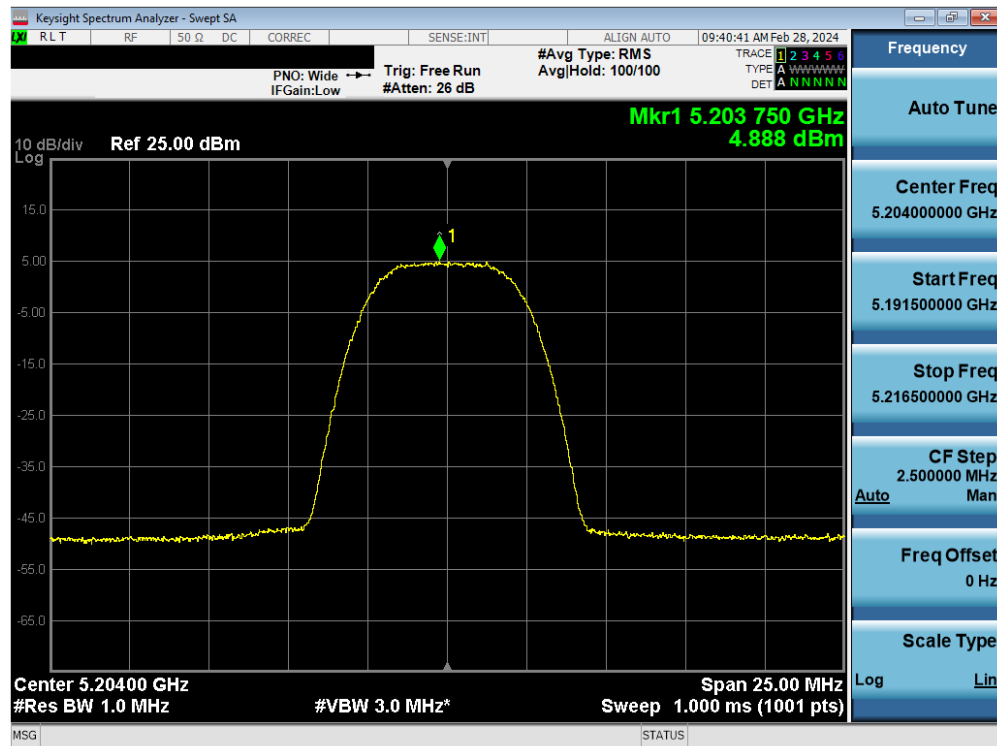


Plot 7-131. FCC PSD TxBF Antenna WF8 (HDR8, ePA - 5162MHz)

FCC ID: BCGA2836 IC: 579C-A2836		MEASUREMENT REPORT (CERTIFICATION)	Approved by: Technical Manager
Test Report S/N: 1C2311270067-09.BCG	Test Dates: 1/8/2024 - 3/15/2024	EUT Type: Tablet Device	Page 105 of 177

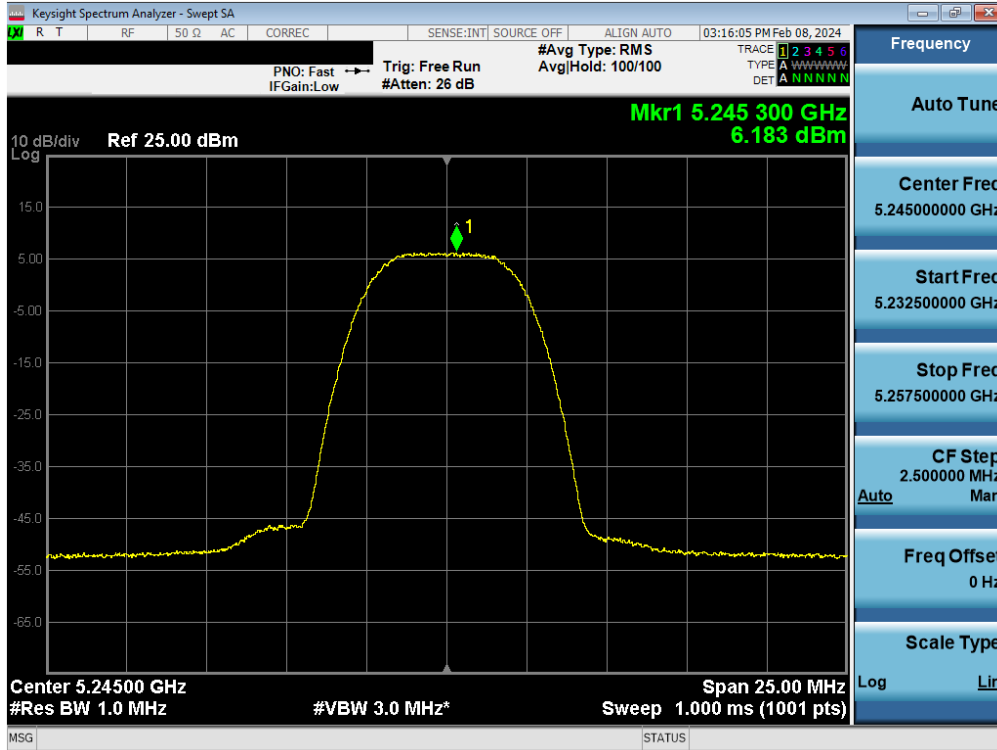


Plot 7-132. FCC PSD TxBF Antenna WF5B (HDR8, ePA – 5204MHz)

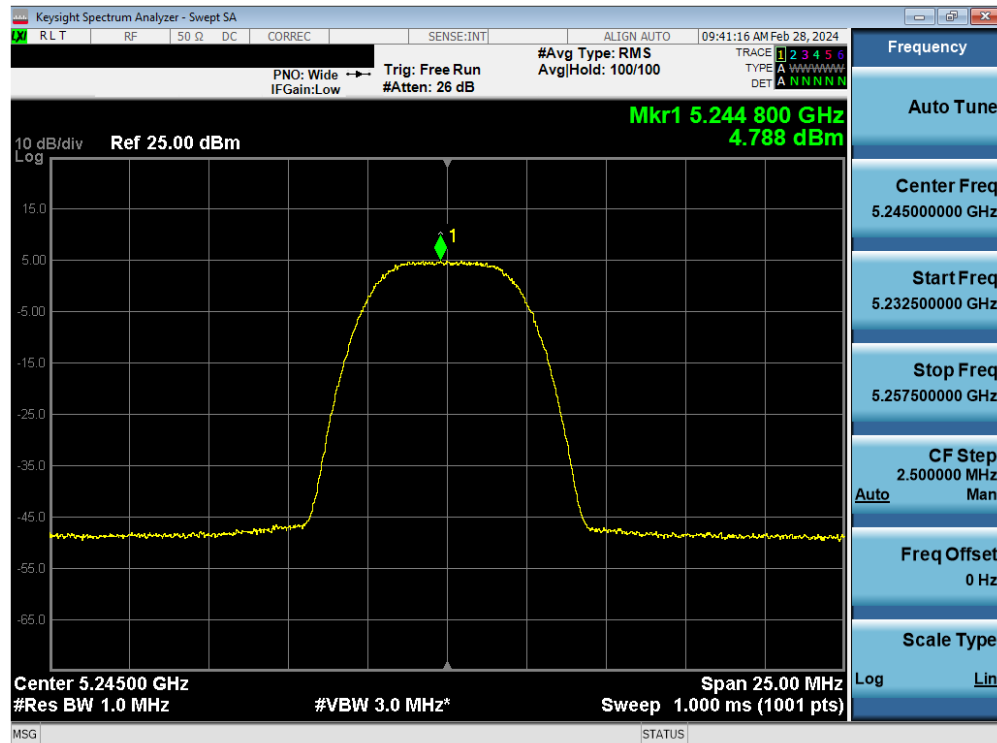


Plot 7-133. FCC PSD TxBF Antenna WF8 (HDR8, ePA – 5204MHz)

FCC ID: BCGA2836 IC: 579C-A2836		MEASUREMENT REPORT (CERTIFICATION)	Approved by: Technical Manager
Test Report S/N: 1C2311270067-09.BCG	Test Dates: 1/8/2024 - 3/15/2024	EUT Type: Tablet Device	Page 106 of 177

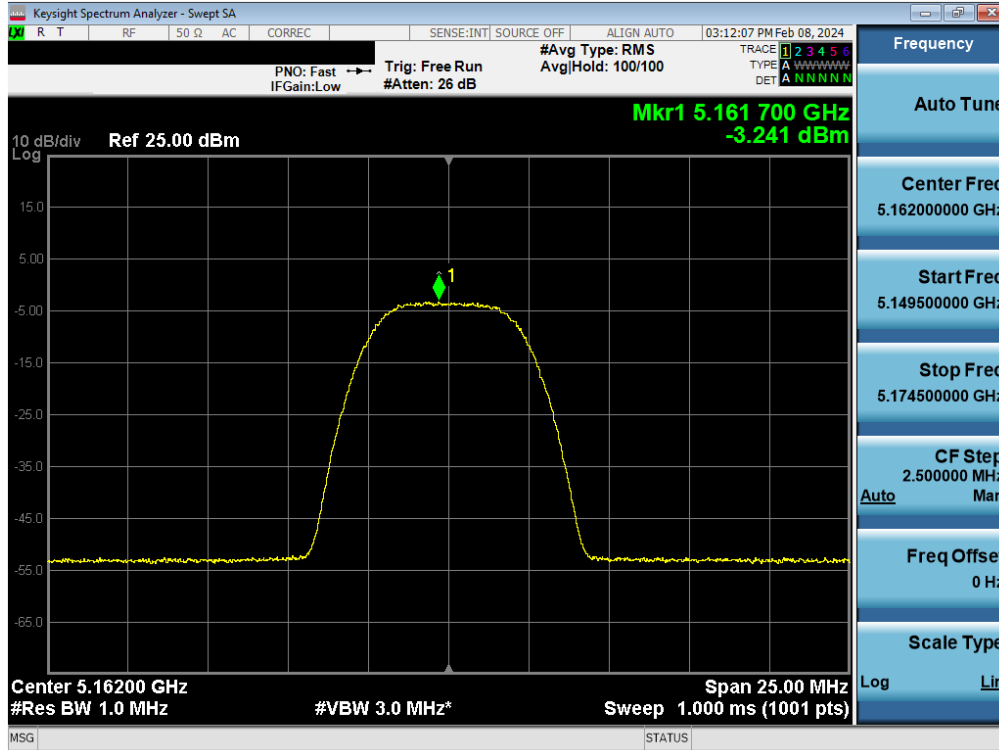


Plot 7-134. FCC PSD Tx BF Antenna WF5B (HDR8, ePA- 5245MHz)

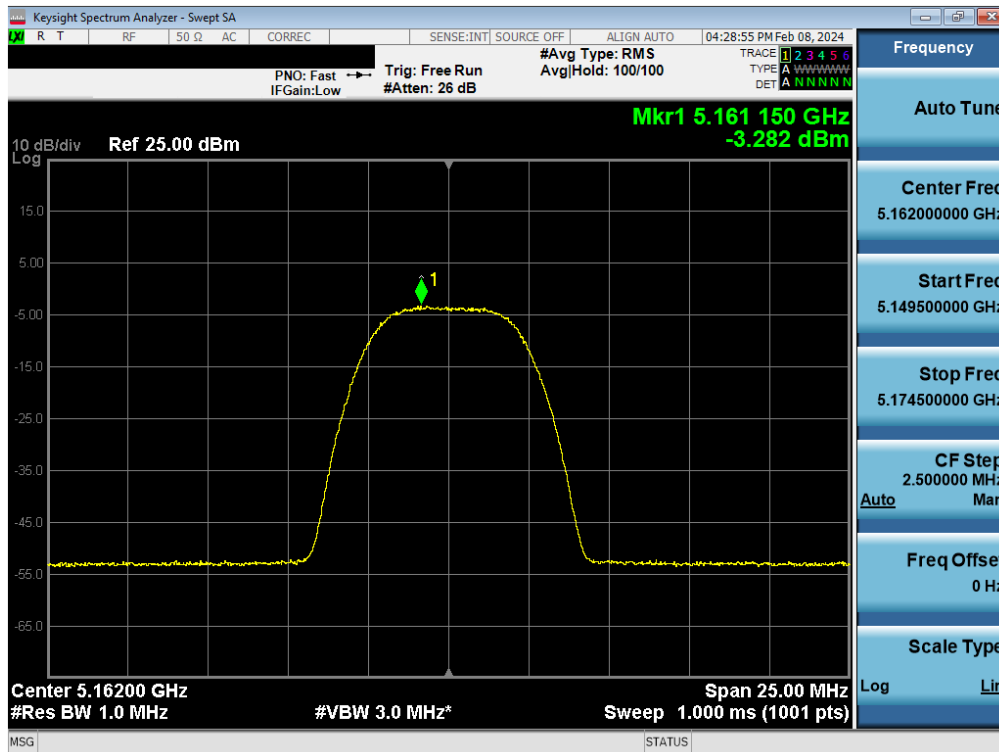


Plot 7-135. FCC PSD Tx BF Antenna WF8 (HDR8, ePA- 5245MHz)

FCC ID: BCGA2836 IC: 579C-A2836		MEASUREMENT REPORT (CERTIFICATION)	Approved by: Technical Manager
Test Report S/N: 1C2311270067-09.BCG	Test Dates: 1/8/2024 - 3/15/2024	EUT Type: Tablet Device	Page 107 of 177

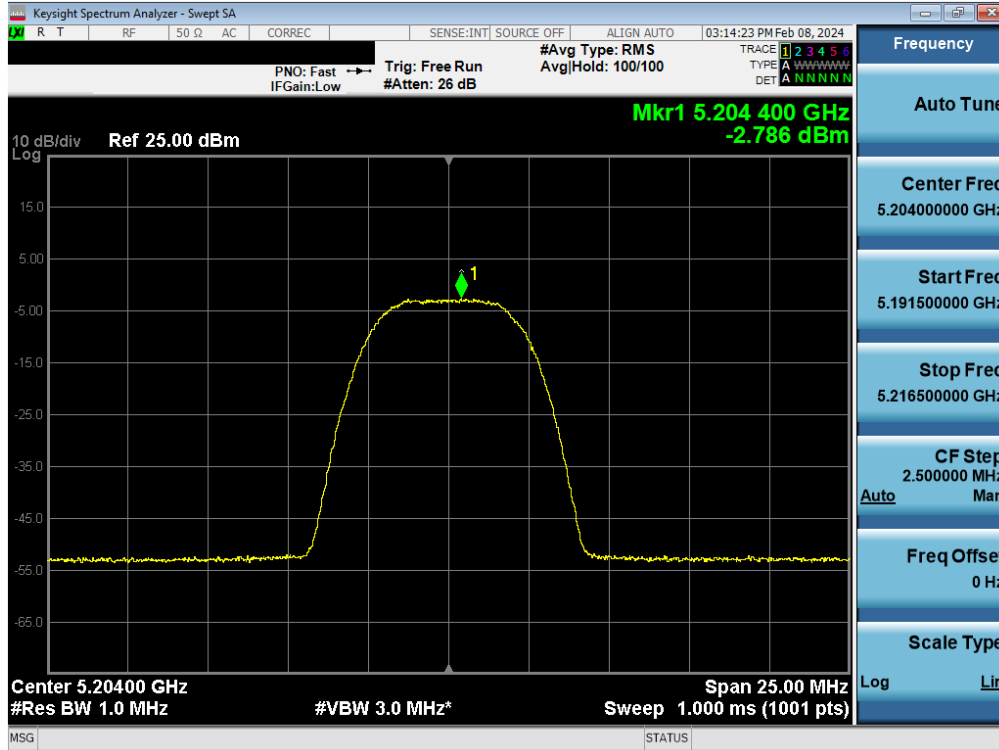


Plot 7-136. FCC/ISED PSD TxBF Antenna WF5B (HDR8, iPA – 5162MHz)

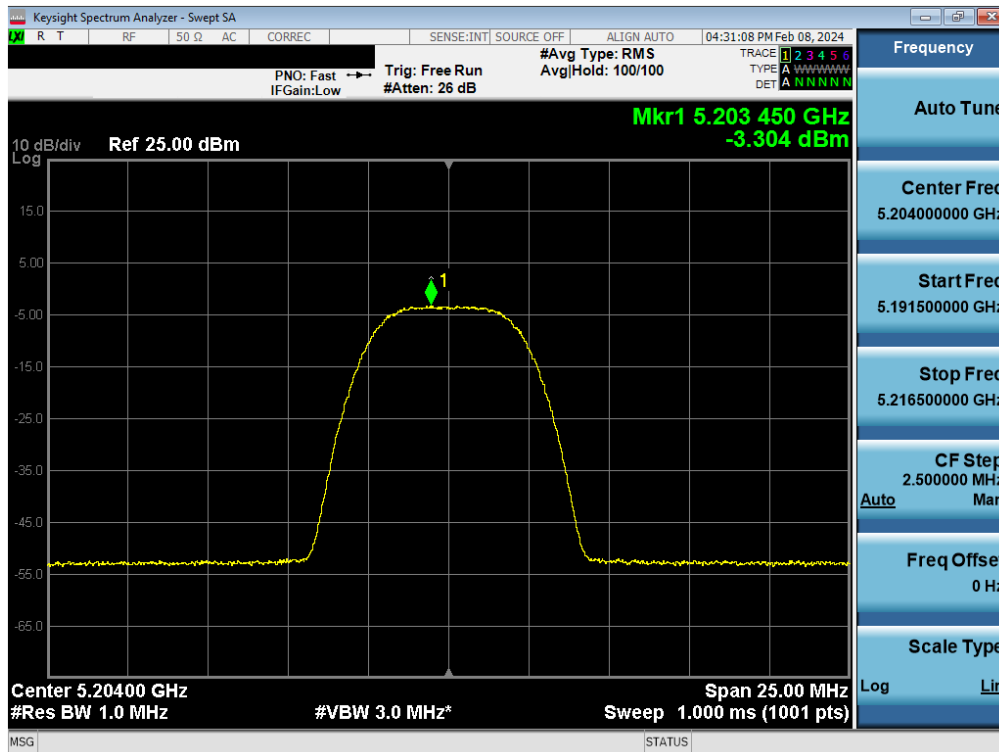


Plot 7-137. FCC/ISED PSD TxBF Antenna WF8 (HDR8, iPA – 5162MHz)

FCC ID: BCGA2836 IC: 579C-A2836		MEASUREMENT REPORT (CERTIFICATION)	Approved by: Technical Manager
Test Report S/N: 1C2311270067-09.BCG	Test Dates: 1/8/2024 - 3/15/2024	EUT Type: Tablet Device	Page 108 of 177

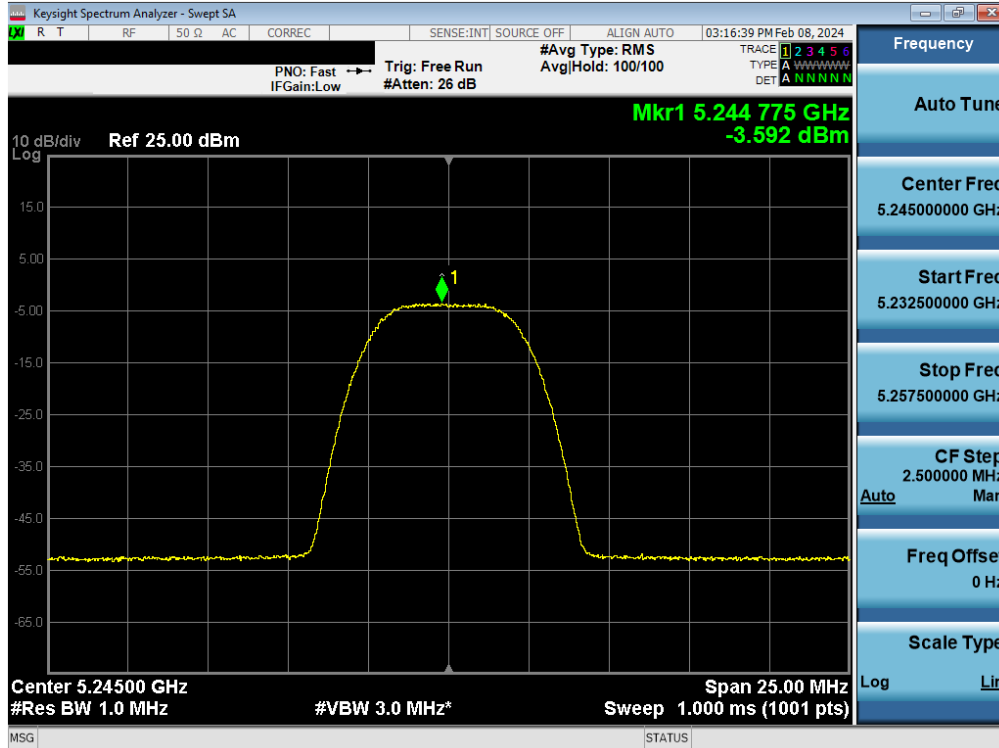


Plot 7-138. FCC/ISED PSD TxBF Antenna WF5B (HDR8, iPA - 5204MHz)

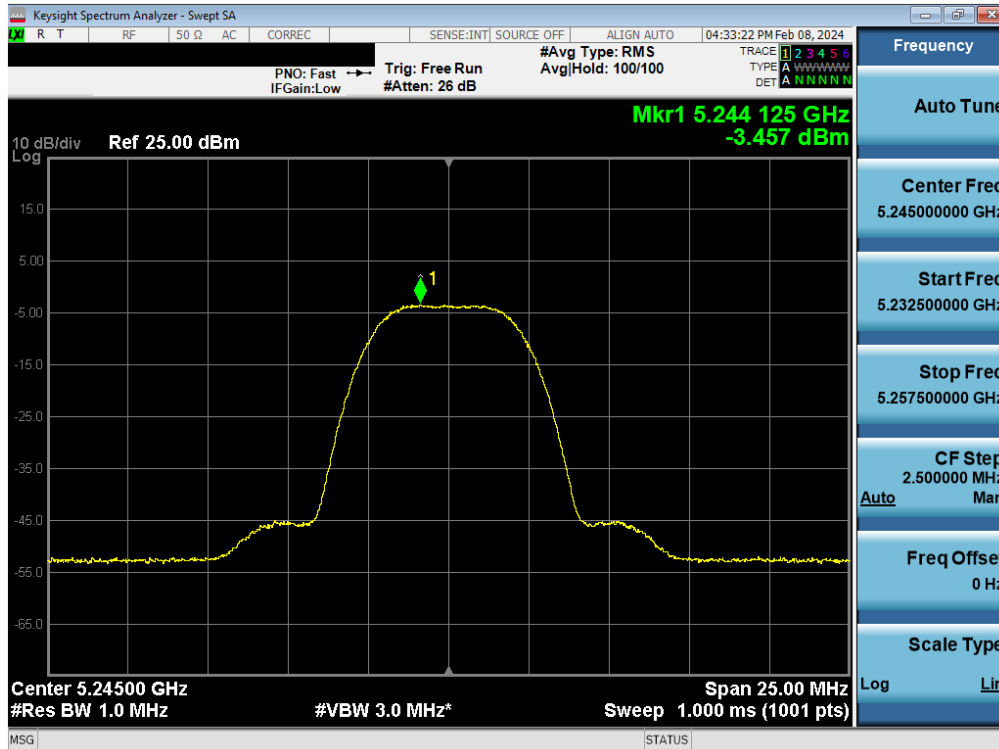


Plot 7-139. FCC/ISED PSD TxBF Antenna WF8 (HDR8, iPA - 5204MHz)

FCC ID: BCGA2836 IC: 579C-A2836		MEASUREMENT REPORT (CERTIFICATION)	Approved by: Technical Manager
Test Report S/N: 1C2311270067-09.BCG	Test Dates: 1/8/2024 - 3/15/2024	EUT Type: Tablet Device	Page 109 of 177

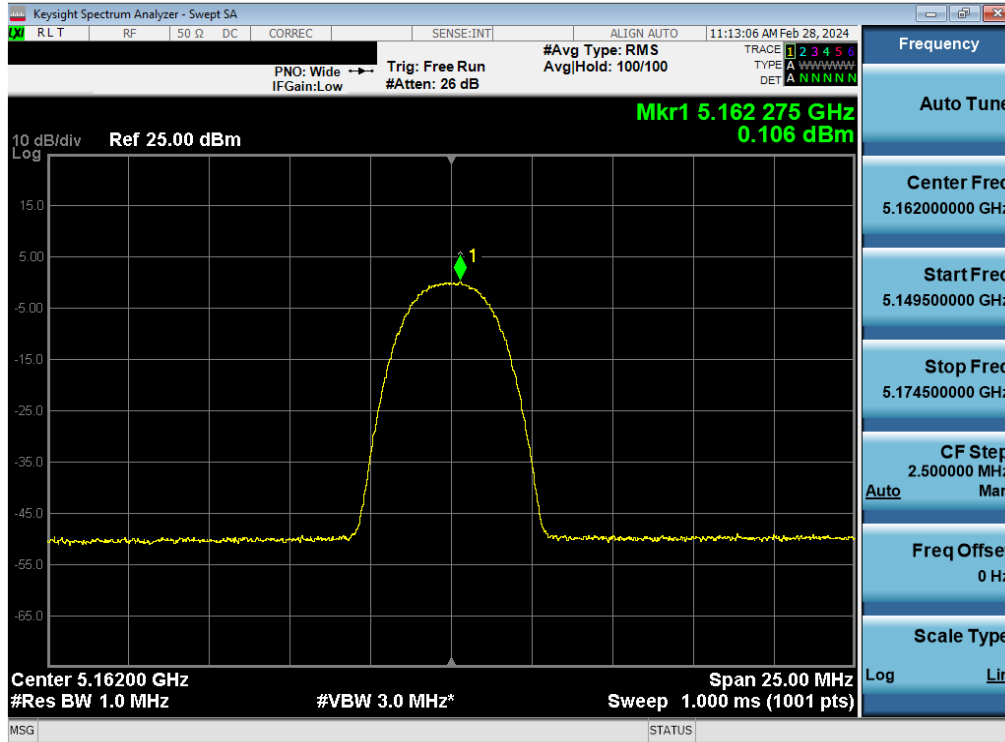


Plot 7-140. FCC/ISED PSD TxBF Antenna WF5B (HDR8, iPA- 5245MHz)

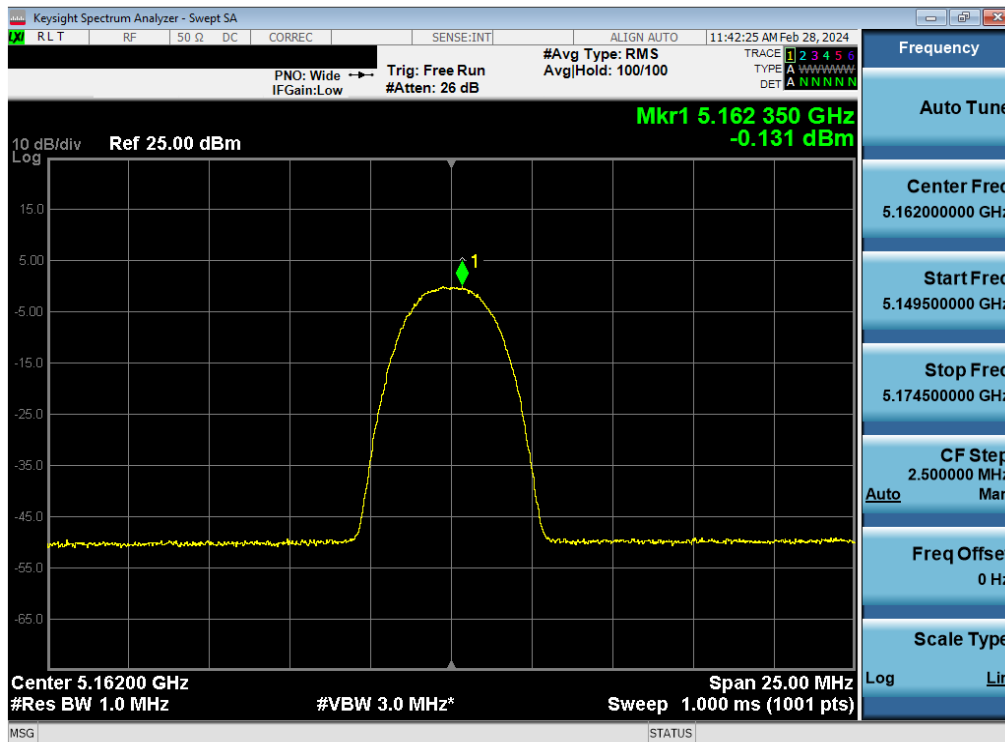


Plot 7-141. FCC/ISED PSD TxBF Antenna WF8 (HDR8, iPA- 5245MHz)

FCC ID: BCGA2836 IC: 579C-A2836		MEASUREMENT REPORT (CERTIFICATION)	Approved by: Technical Manager
Test Report S/N: 1C2311270067-09.BCG	Test Dates: 1/8/2024 - 3/15/2024	EUT Type: Tablet Device	Page 110 of 177

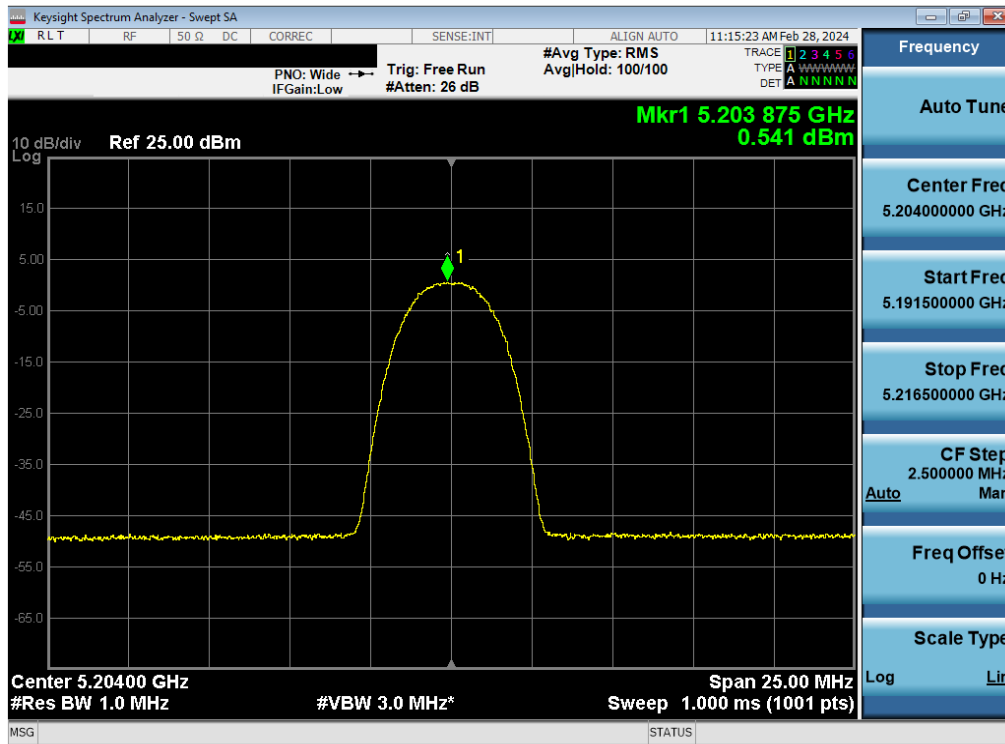


Plot 7-142. ISED PSD TxBF Antenna WF5B (HDR4, ePA – 5162MHz)

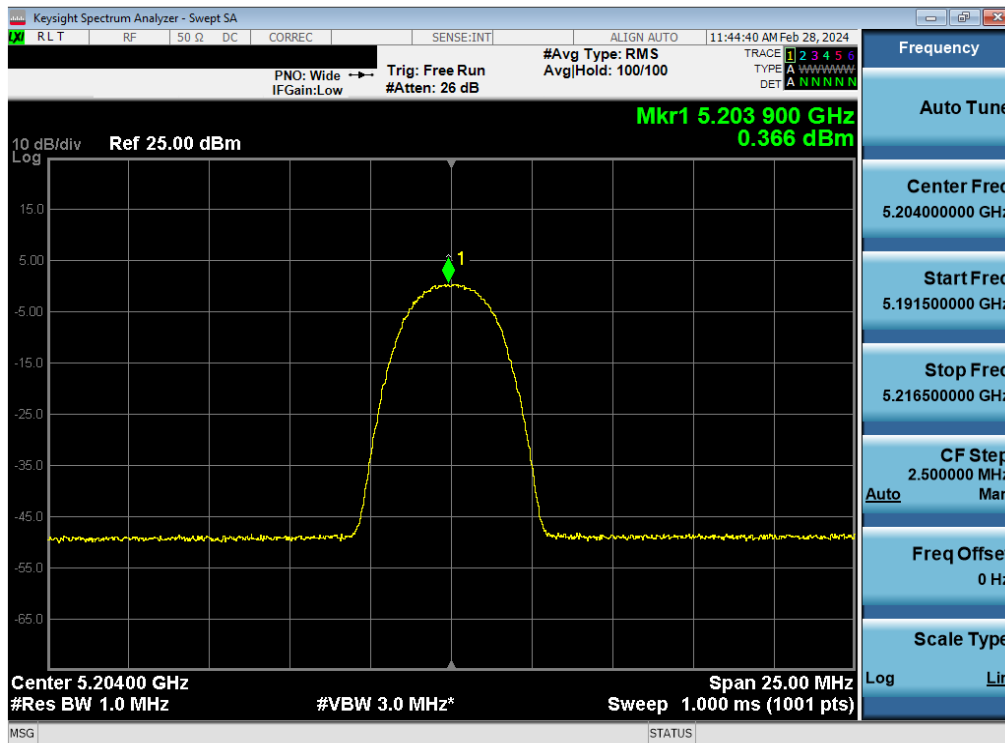


Plot 7-143. ISED PSD TxBF Antenna WF8 (HDR4, ePA – 5162MHz)

FCC ID: BCGA2836 IC: 579C-A2836		MEASUREMENT REPORT (CERTIFICATION)	Approved by: Technical Manager
Test Report S/N: 1C2311270067-09.BCG	Test Dates: 1/8/2024 - 3/15/2024	EUT Type: Tablet Device	Page 111 of 177

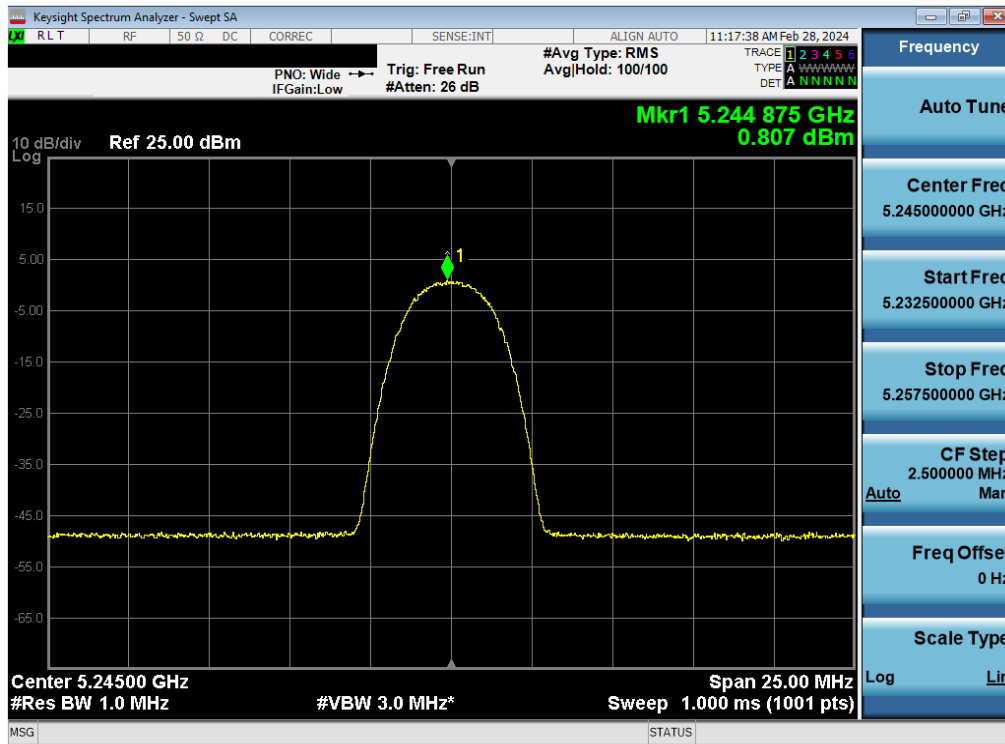


Plot 7-144. ISED PSD TxBF Antenna WF5B (HDR4, ePA – 5204MHz)

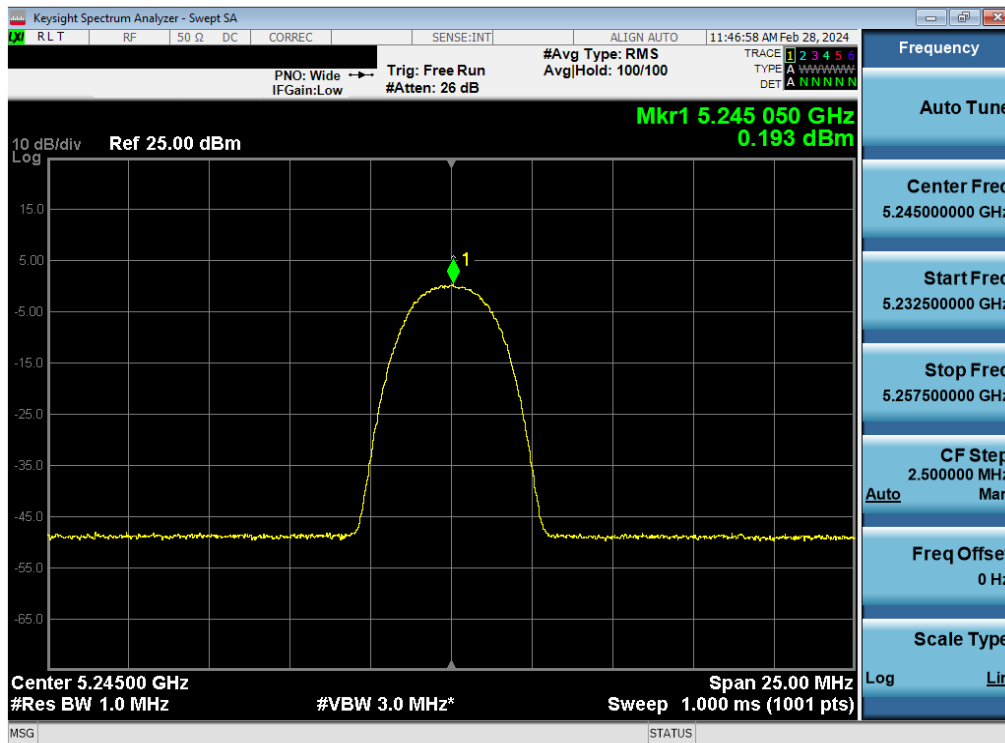


Plot 7-145. ISED PSD TxBF Antenna WF8 (HDR4, ePA – 5204MHz)

FCC ID: BCGA2836 IC: 579C-A2836		MEASUREMENT REPORT (CERTIFICATION)	Approved by: Technical Manager
Test Report S/N: 1C2311270067-09.BCG	Test Dates: 1/8/2024 - 3/15/2024	EUT Type: Tablet Device	Page 112 of 177

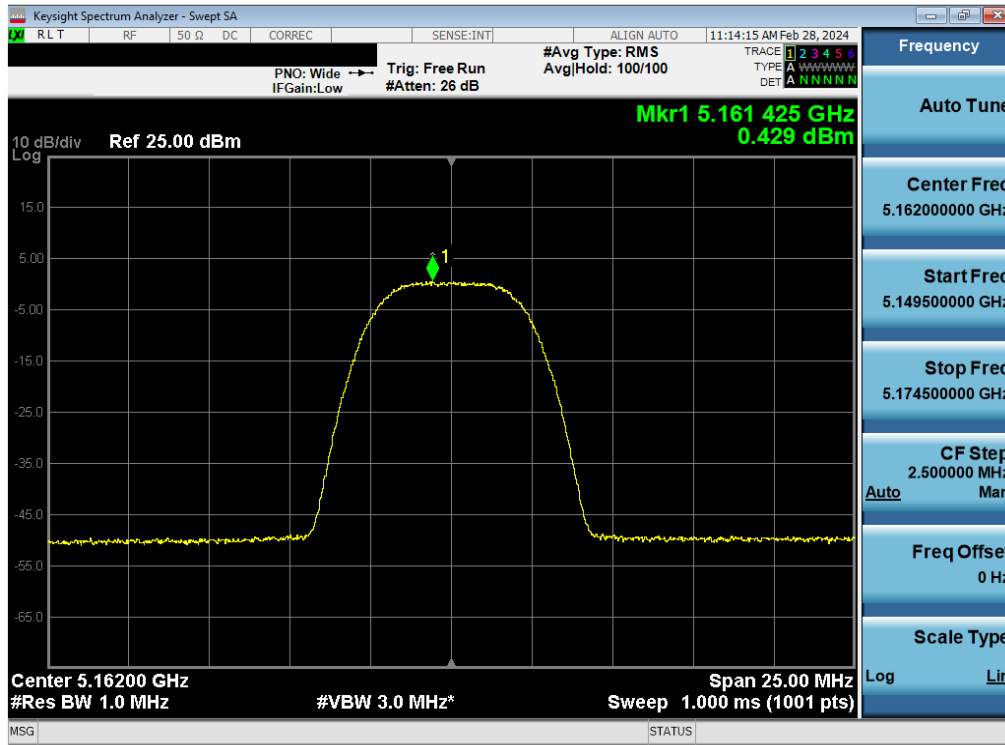


Plot 7-146. ISED PSD TxBF Antenna WF5B (HDR4, ePA- 5245MHz)

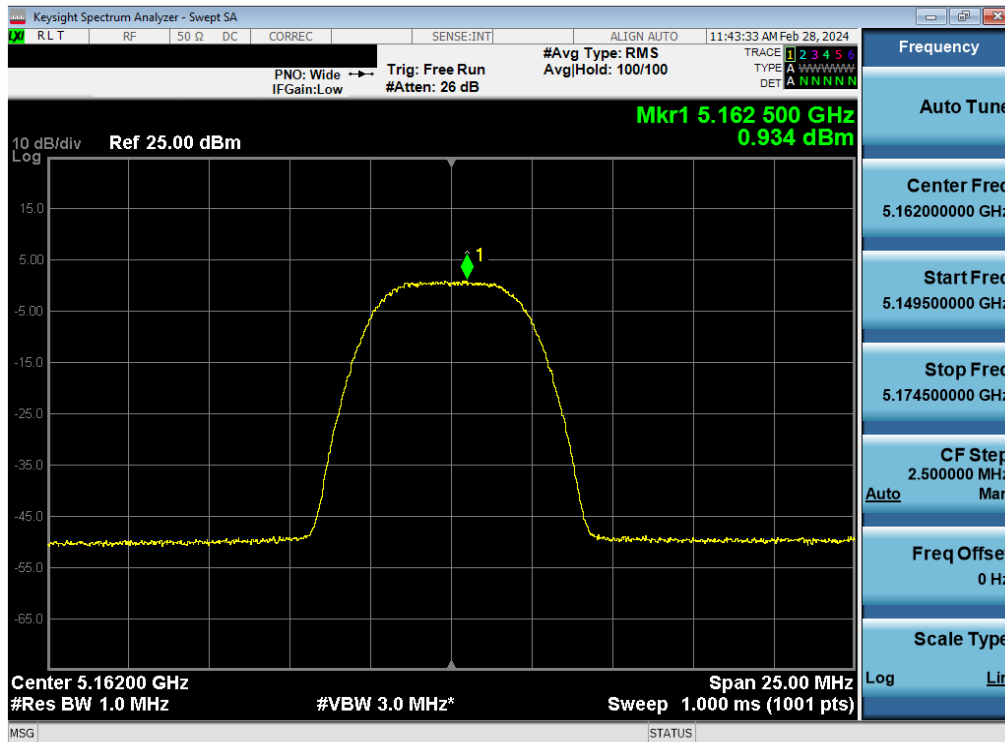


Plot 7-147. ISED PSD TxBF Antenna WF8 (HDR4, ePA - 5245MHz)

FCC ID: BCGA2836 IC: 579C-A2836		MEASUREMENT REPORT (CERTIFICATION)	Approved by: Technical Manager
Test Report S/N: 1C2311270067-09.BCG	Test Dates: 1/8/2024 - 3/15/2024	EUT Type: Tablet Device	Page 113 of 177

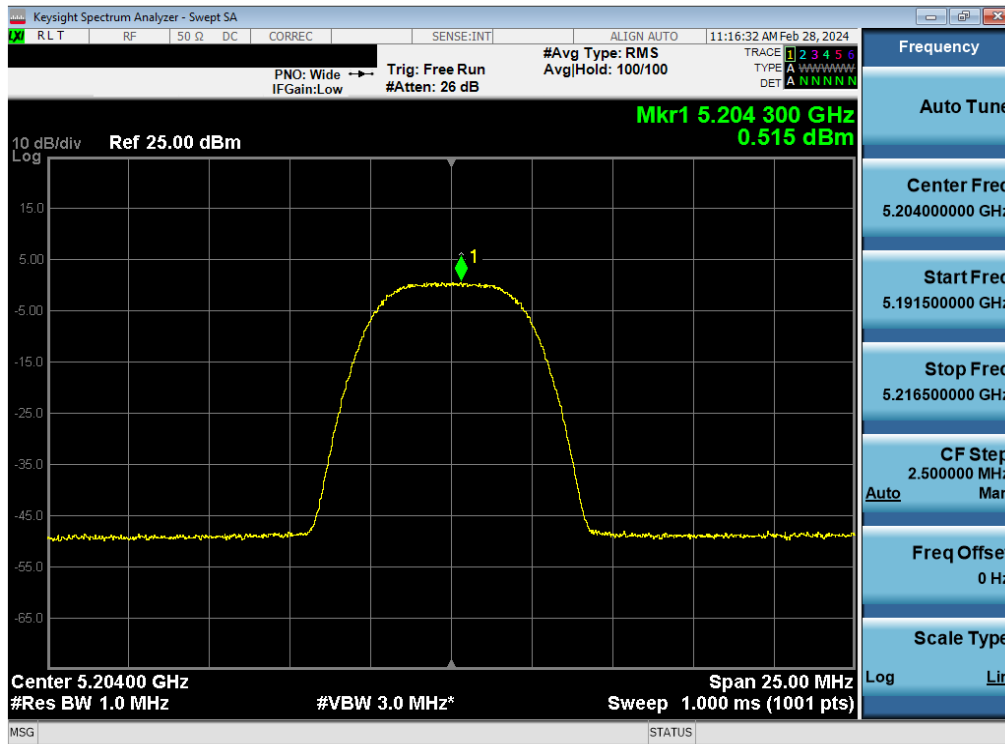


Plot 7-148. ISED PSD TxBF Antenna WF5B (HDR8, ePA – 5162MHz)

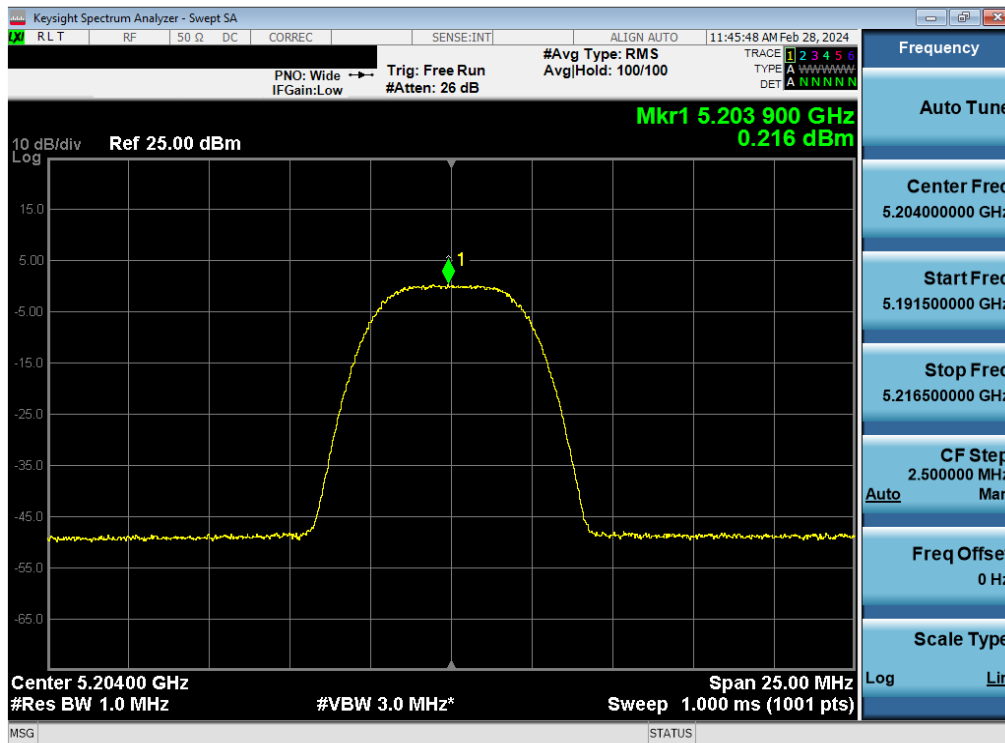


Plot 7-149. ISED PSD TxBF Antenna WF8 (HDR8, ePA – 5162MHz)

FCC ID: BCGA2836 IC: 579C-A2836		MEASUREMENT REPORT (CERTIFICATION)	Approved by: Technical Manager
Test Report S/N: 1C2311270067-09.BCG	Test Dates: 1/8/2024 - 3/15/2024	EUT Type: Tablet Device	Page 114 of 177

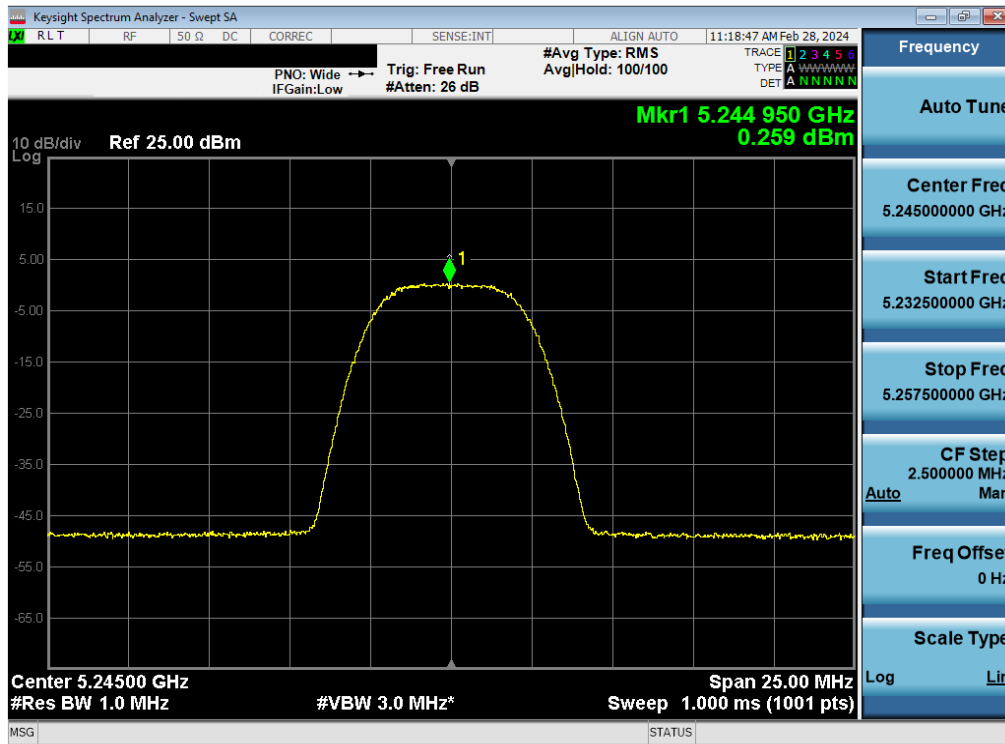


Plot 7-150. ISED PSD TxBF Antenna WF5B (HDR8, ePA – 5204MHz)

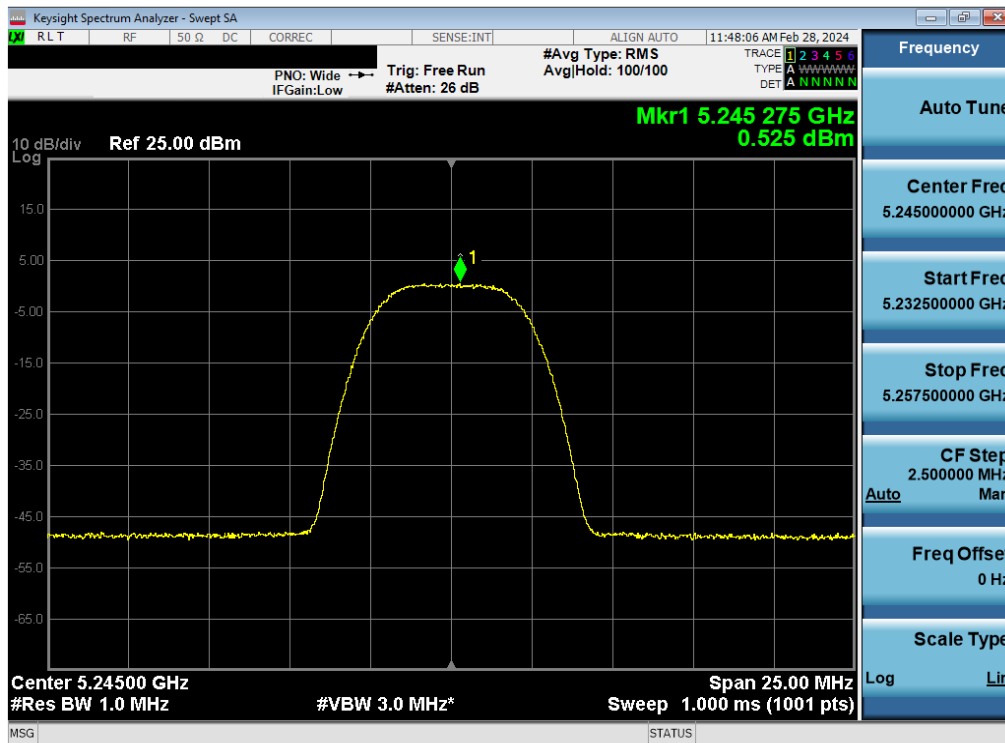


Plot 7-151. ISED PSD TxBF Antenna WF8 (HDR8, ePA – 5204MHz)

FCC ID: BCGA2836 IC: 579C-A2836		MEASUREMENT REPORT (CERTIFICATION)	Approved by: Technical Manager
Test Report S/N: 1C2311270067-09.BCG	Test Dates: 1/8/2024 - 3/15/2024	EUT Type: Tablet Device	Page 115 of 177



Plot 7-152. ISED PSD Tx BF Antenna WF5B (HDR8, ePA- 5245MHz)

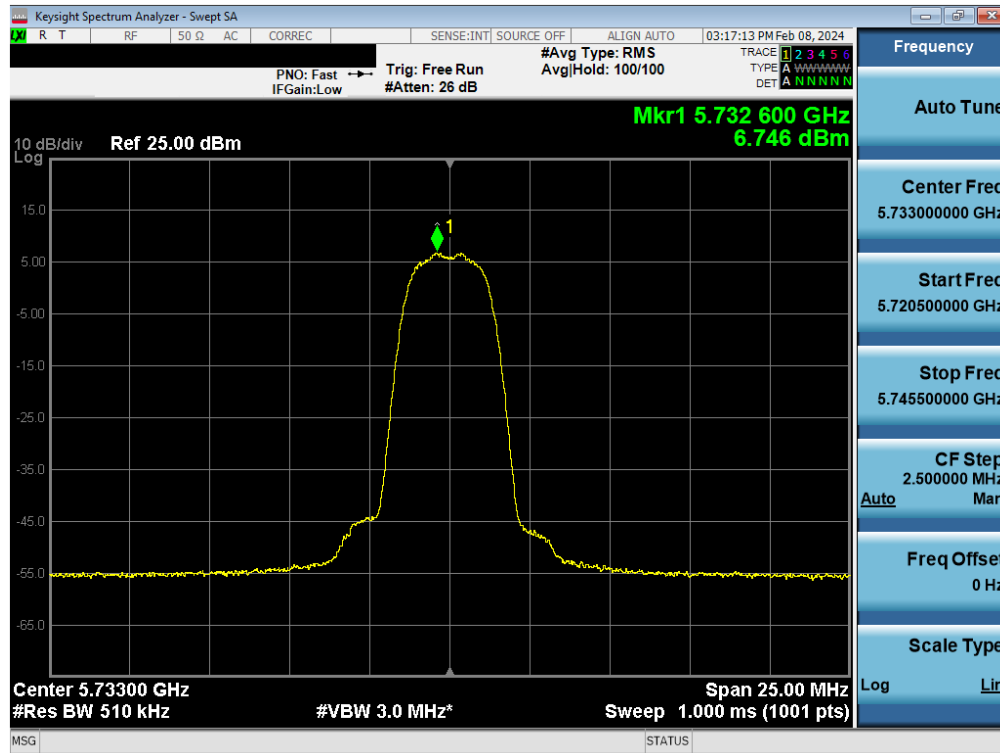


Plot 7-153. ISED PSD Tx BF Antenna WF8 (HDR8, ePA- 5245MHz)

FCC ID: BCGA2836 IC: 579C-A2836		MEASUREMENT REPORT (CERTIFICATION)	Approved by: Technical Manager
Test Report S/N: 1C2311270067-09.BCG	Test Dates: 1/8/2024 - 3/15/2024	EUT Type: Tablet Device	Page 116 of 177

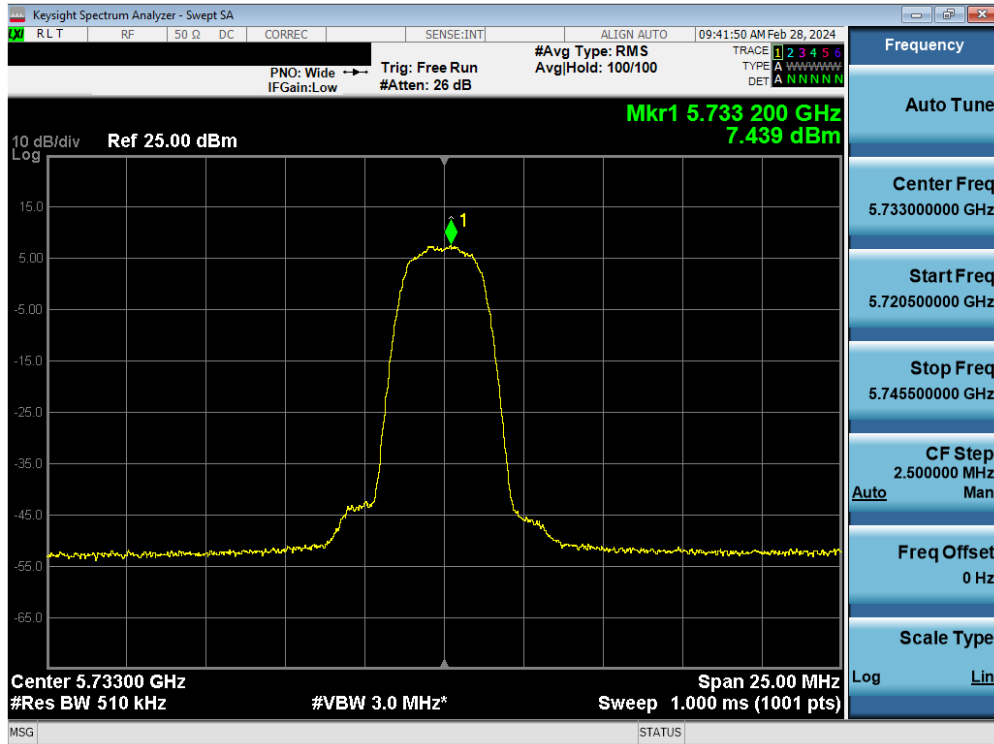
	Frequency [MHz]	Data Rate [Mbps]	Mode	Power Scheme	Antenna WF5B Power Density [dBm/500kHz]	Antenna WF8 Power Density [dBm/500kHz]	Summed Power Density [dBm/500kHz]	Max Permissible Power Density [dBm/500kHz]	Margin [dB]
Band 3	5733	4.0	HDR4	ePA	6.75	7.44	10.12	30.00	-19.88
	5789	4.0	HDR4	ePA	6.36	4.65	8.60	30.00	-21.40
	5844	4.0	HDR4	ePA	6.93	4.56	8.91	30.00	-21.09
	5733	4.0	HDR4	iPA	-2.82	-3.10	0.05	30.00	-29.95
	5789	4.0	HDR4	iPA	-3.56	-3.55	-0.54	30.00	-30.54
	5844	4.0	HDR4	iPA	-3.38	-3.37	-0.37	30.00	-30.37
	5733	8.0	HDR8	ePA	3.21	2.76	6.00	30.00	-24.00
	5789	8.0	HDR8	ePA	3.44	1.98	5.78	30.00	-24.22
	5844	8.0	HDR8	ePA	3.75	2.26	6.08	30.00	-23.92
	5733	8.0	HDR8	iPA	-6.65	-6.32	-3.47	30.00	-33.47
	5789	8.0	HDR8	iPA	-7.04	-6.52	-3.76	30.00	-33.76
5844	8.0	HDR8	iPA	-6.54	-6.15	-3.33	30.00	-33.33	

Table 7-27. Power Spectral Density Measurements TxBF

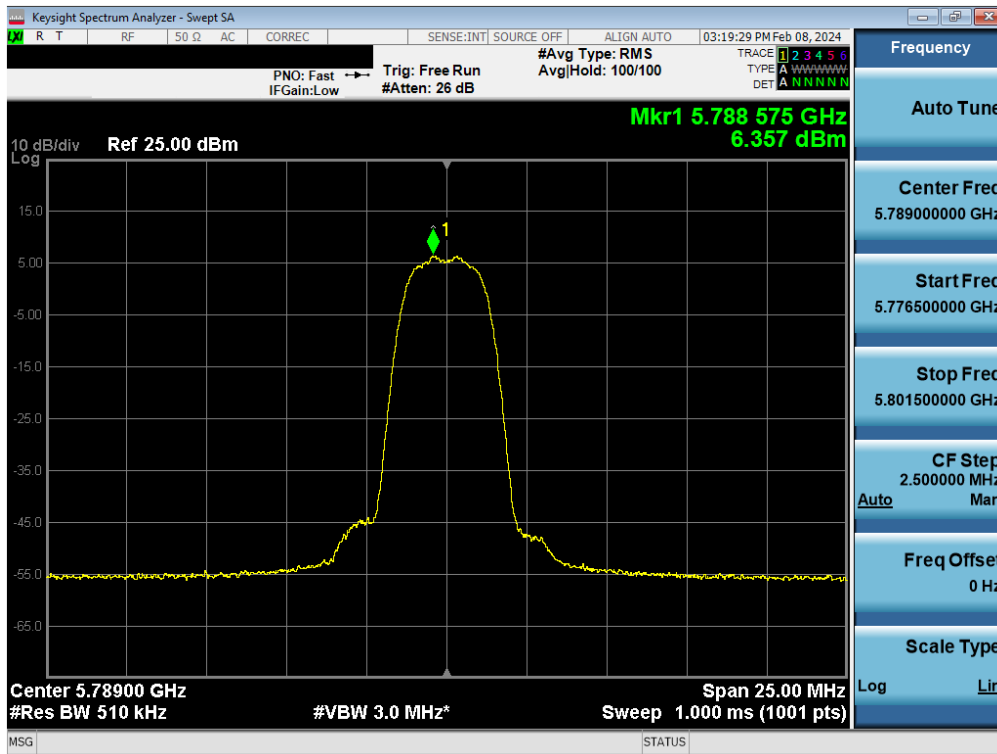


Plot 7-154. PSD TxBF Antenna WF5B (HDR4, ePA 5733MHz)

FCC ID: BCGA2836 IC: 579C-A2836		MEASUREMENT REPORT (CERTIFICATION)	Approved by: Technical Manager
Test Report S/N: 1C2311270067-09.BCG	Test Dates: 1/8/2024 - 3/15/2024	EUT Type: Tablet Device	Page 117 of 177

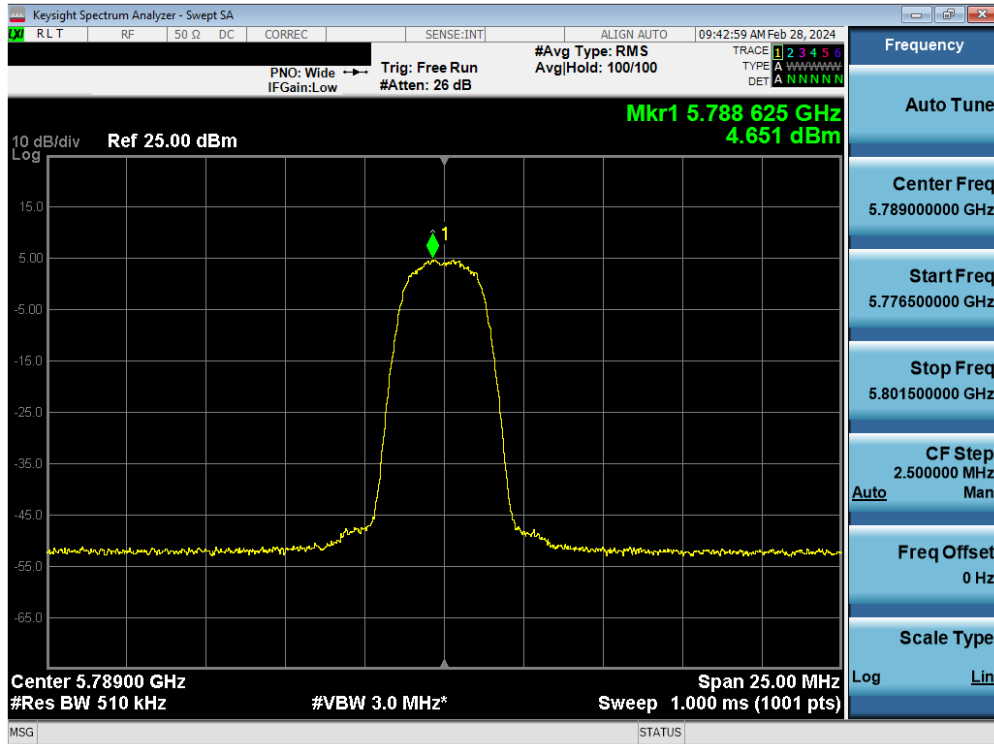


Plot 7-155. PSD TxBF Antenna WF8 (HDR4, ePA 5733MHz)

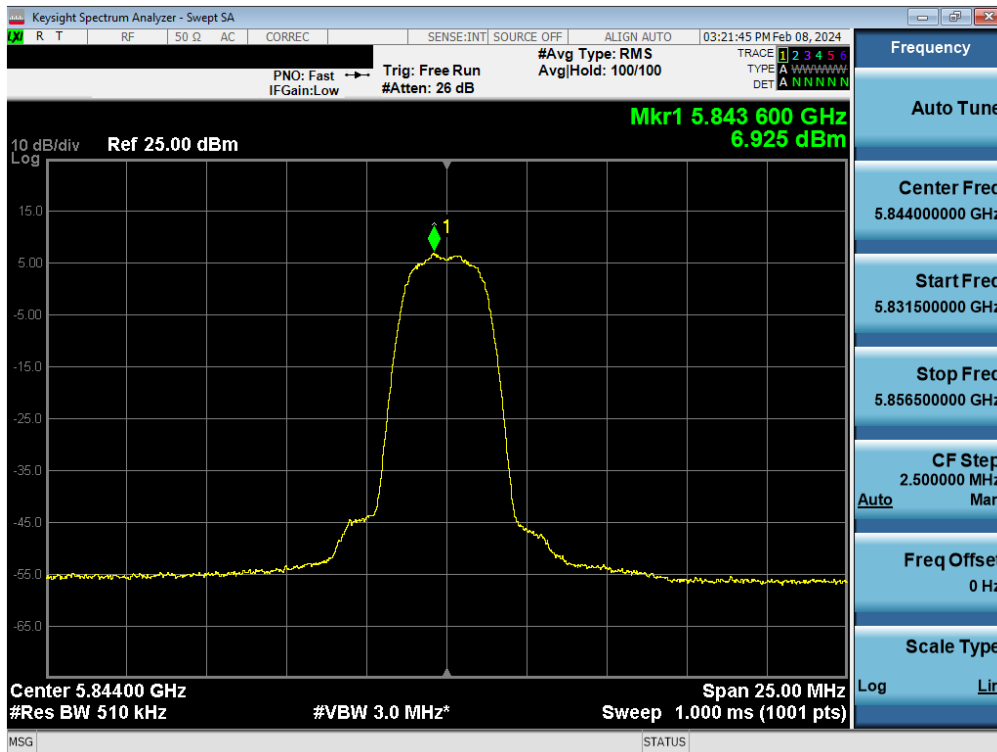


Plot 7-156. PSD TxBF Antenna WF5B (HDR4, ePA 5789MHz)

FCC ID: BCGA2836 IC: 579C-A2836		MEASUREMENT REPORT (CERTIFICATION)	Approved by: Technical Manager
Test Report S/N: 1C2311270067-09.BCG	Test Dates: 1/8/2024 - 3/15/2024	EUT Type: Tablet Device	Page 118 of 177

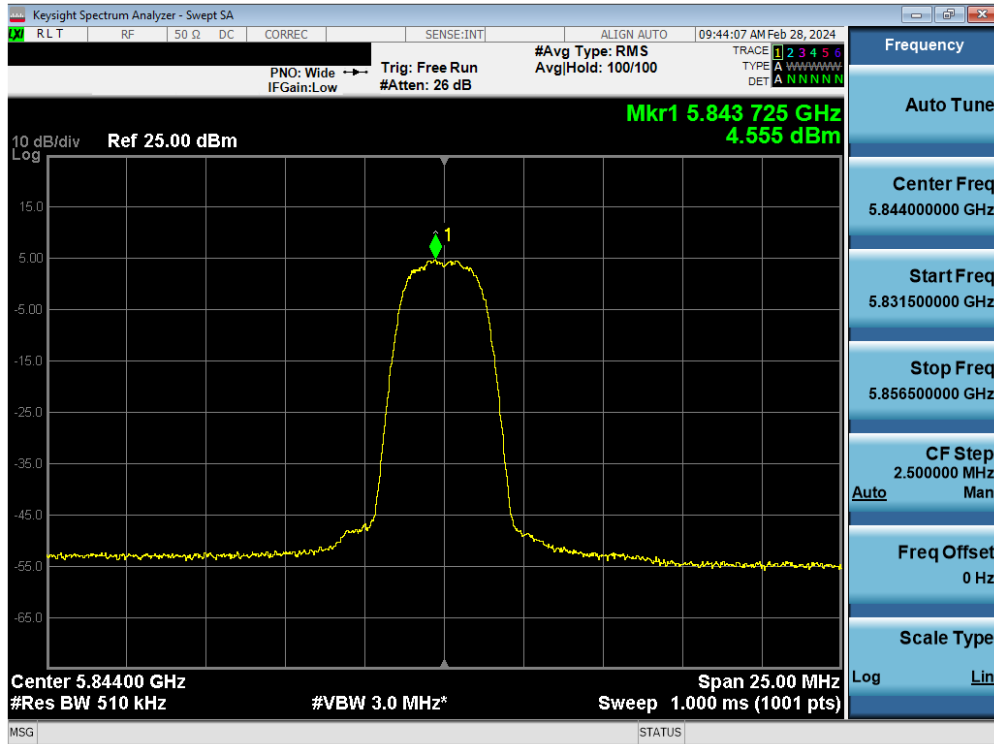


Plot 7-157. PSD TxBF Antenna WF8 (HDR4, ePA 5789MHz)

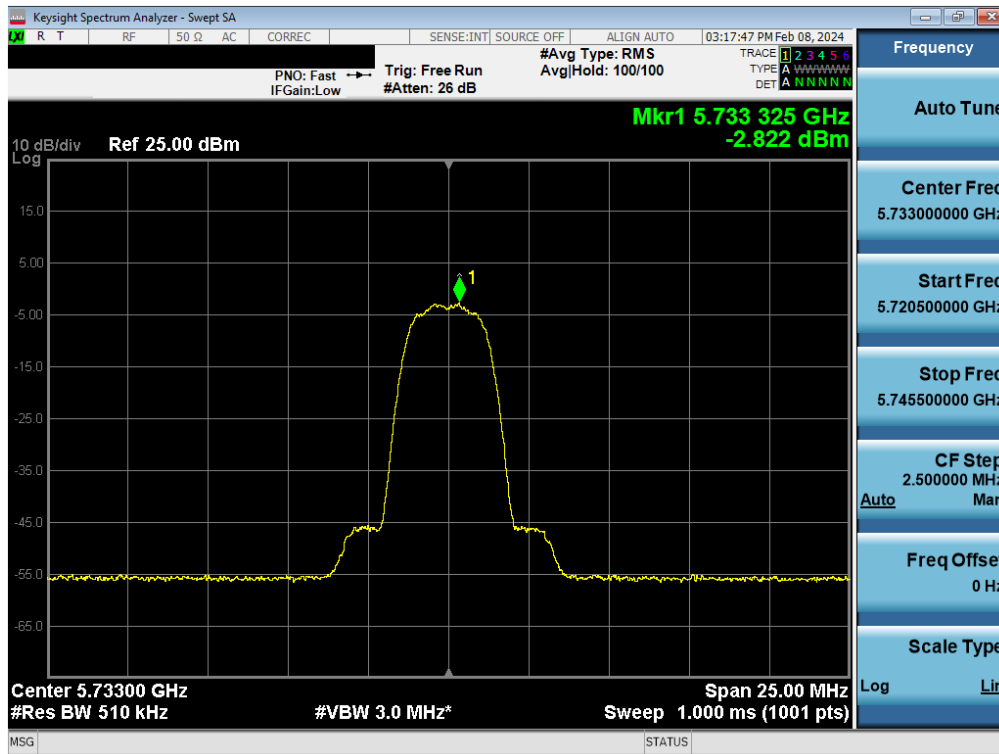


Plot 7-158. PSD TxBF Antenna WF5B (HDR4, ePA 5844MHz)

FCC ID: BCGA2836 IC: 579C-A2836		MEASUREMENT REPORT (CERTIFICATION)	Approved by: Technical Manager
Test Report S/N: 1C2311270067-09.BCG	Test Dates: 1/8/2024 - 3/15/2024	EUT Type: Tablet Device	Page 119 of 177

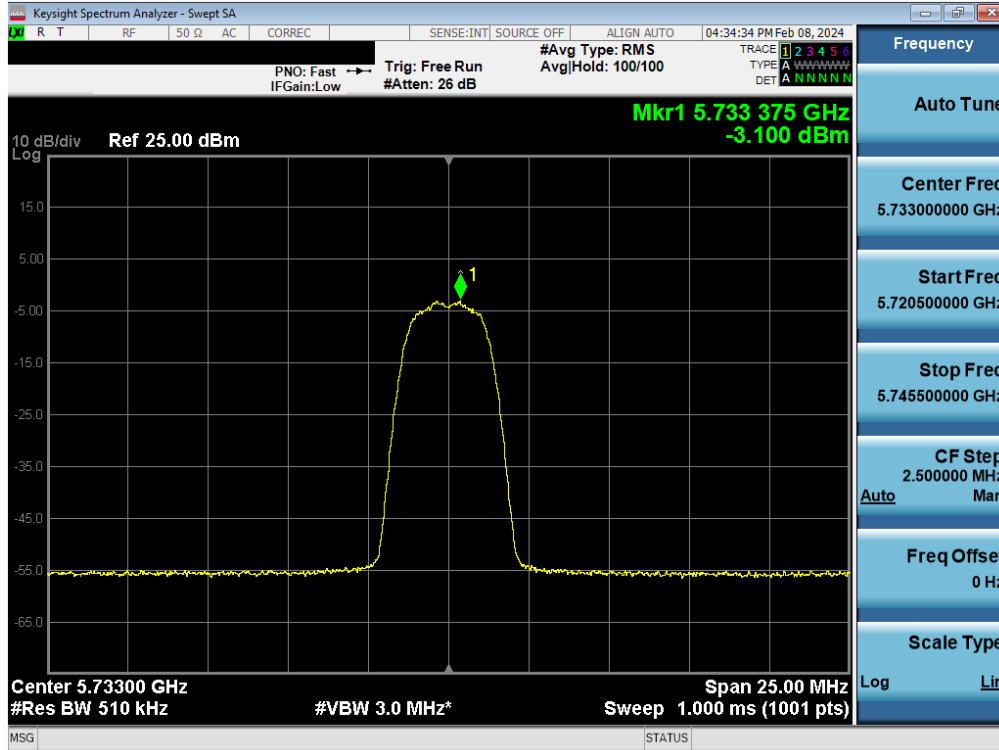


Plot 7-159. PSD TxBF Antenna WF8 (HDR4, ePA 5844MHz)

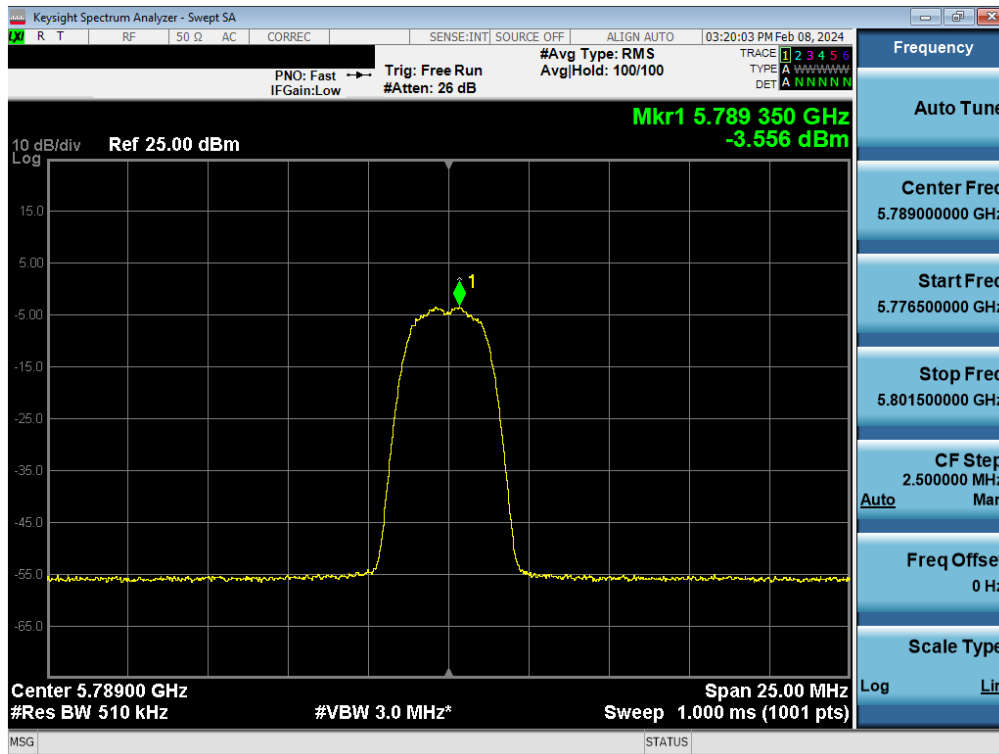


Plot 7-160. PSD TxBF Antenna WF5B (HDR4, iPA 5733MHz)

FCC ID: BCGA2836 IC: 579C-A2836		MEASUREMENT REPORT (CERTIFICATION)	Approved by: Technical Manager
Test Report S/N: 1C2311270067-09.BCG	Test Dates: 1/8/2024 - 3/15/2024	EUT Type: Tablet Device	Page 120 of 177

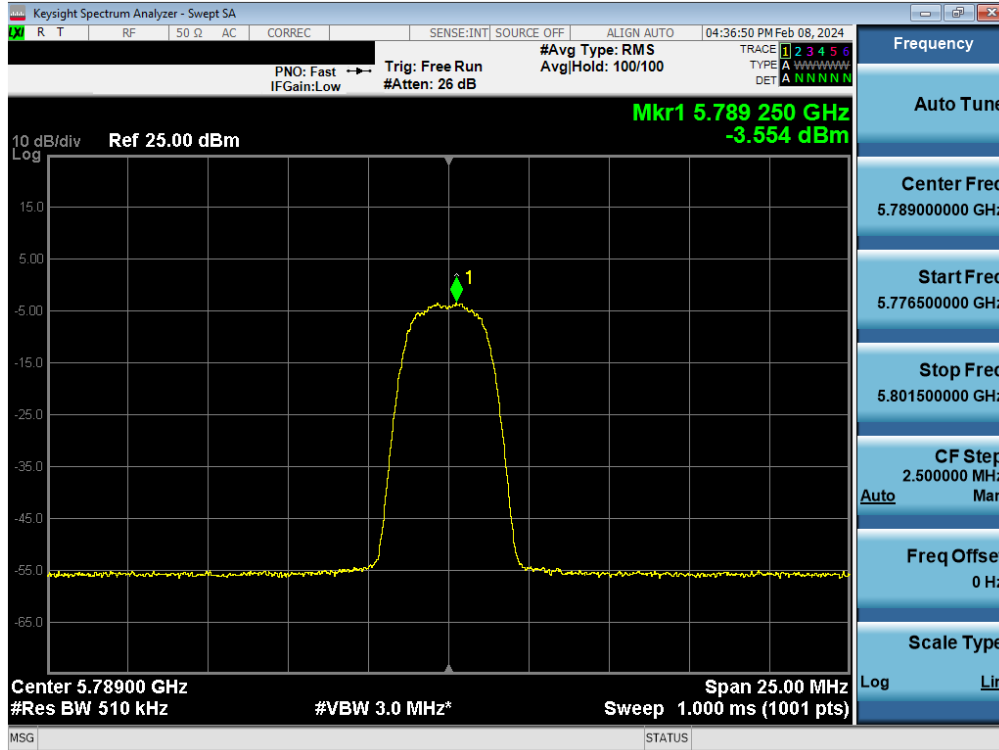


Plot 7-161. PSD TxBF Antenna WF8 (HDR4, iPA 5733MHz)

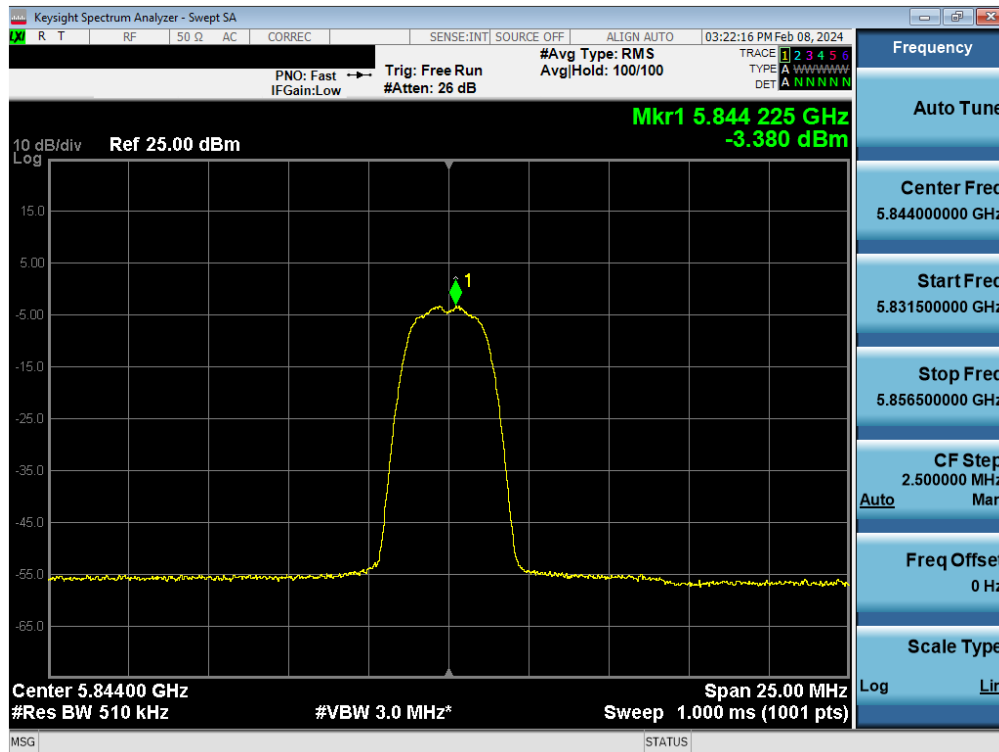


Plot 7-162. PSD TxBF Antenna WF5B (HDR4, iPA 5789MHz)

FCC ID: BCGA2836 IC: 579C-A2836		MEASUREMENT REPORT (CERTIFICATION)	Approved by: Technical Manager
Test Report S/N: 1C2311270067-09.BCG	Test Dates: 1/8/2024 - 3/15/2024	EUT Type: Tablet Device	Page 121 of 177

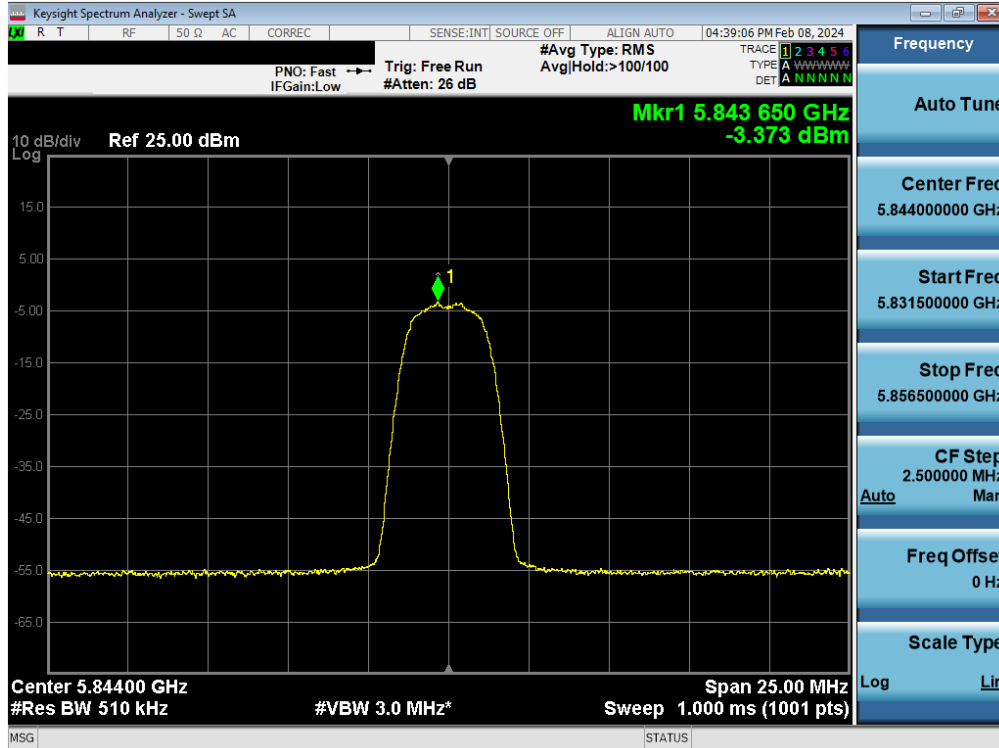


Plot 7-163. PSD TxBF Antenna WF8 (HDR4, iPA 5789MHz)

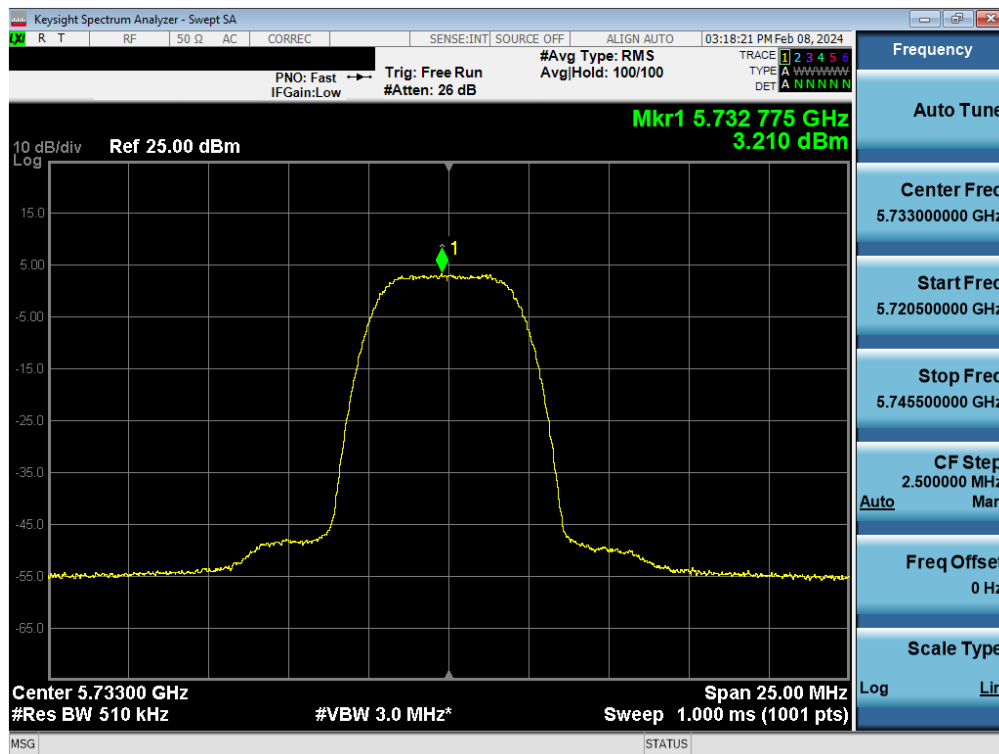


Plot 7-164. PSD TxBF Antenna WF5B (HDR4, iPA 5844MHz)

FCC ID: BCGA2836 IC: 579C-A2836		MEASUREMENT REPORT (CERTIFICATION)	Approved by: Technical Manager
Test Report S/N: 1C2311270067-09.BCG	Test Dates: 1/8/2024 - 3/15/2024	EUT Type: Tablet Device	Page 122 of 177

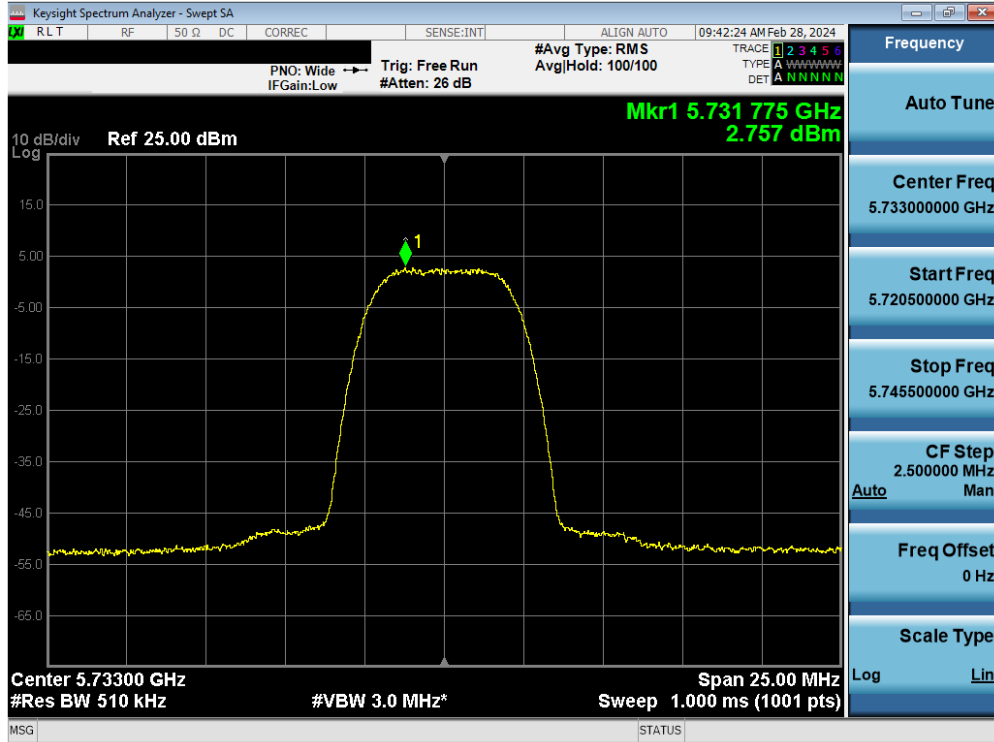


Plot 7-165. PSD TxBF Antenna WF8 (HDR4, iPA 5844MHz)

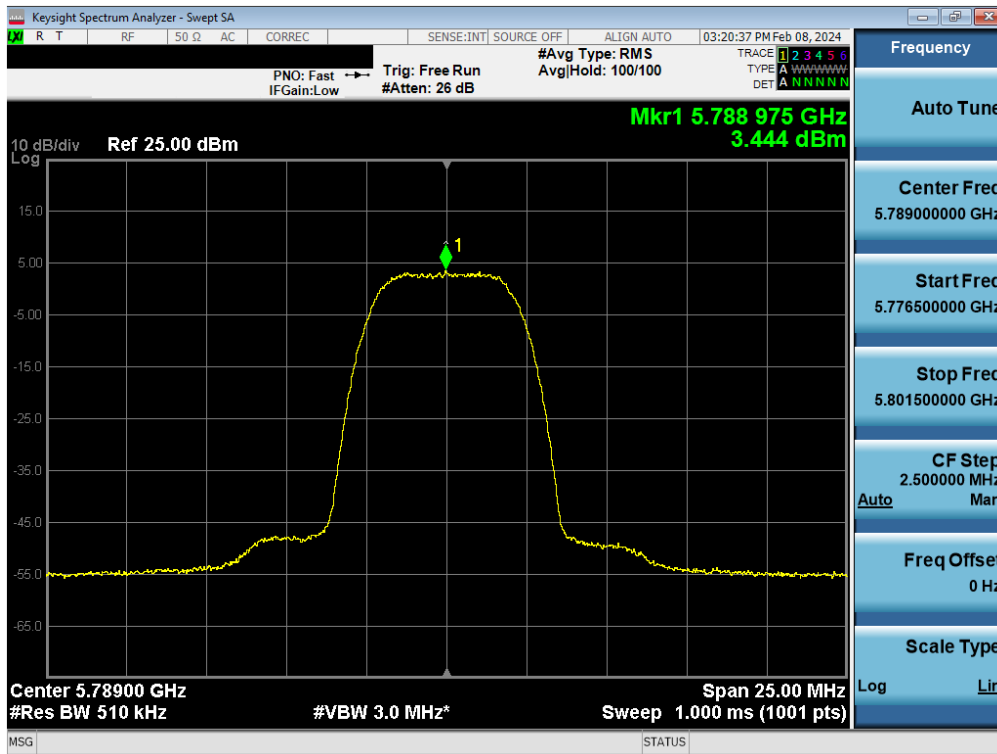


Plot 7-166. PSD TxBF Antenna WF5B (HDR8, ePA 5733MHz)

FCC ID: BCGA2836 IC: 579C-A2836		MEASUREMENT REPORT (CERTIFICATION)	Approved by: Technical Manager
Test Report S/N: 1C2311270067-09.BCG	Test Dates: 1/8/2024 - 3/15/2024	EUT Type: Tablet Device	Page 123 of 177

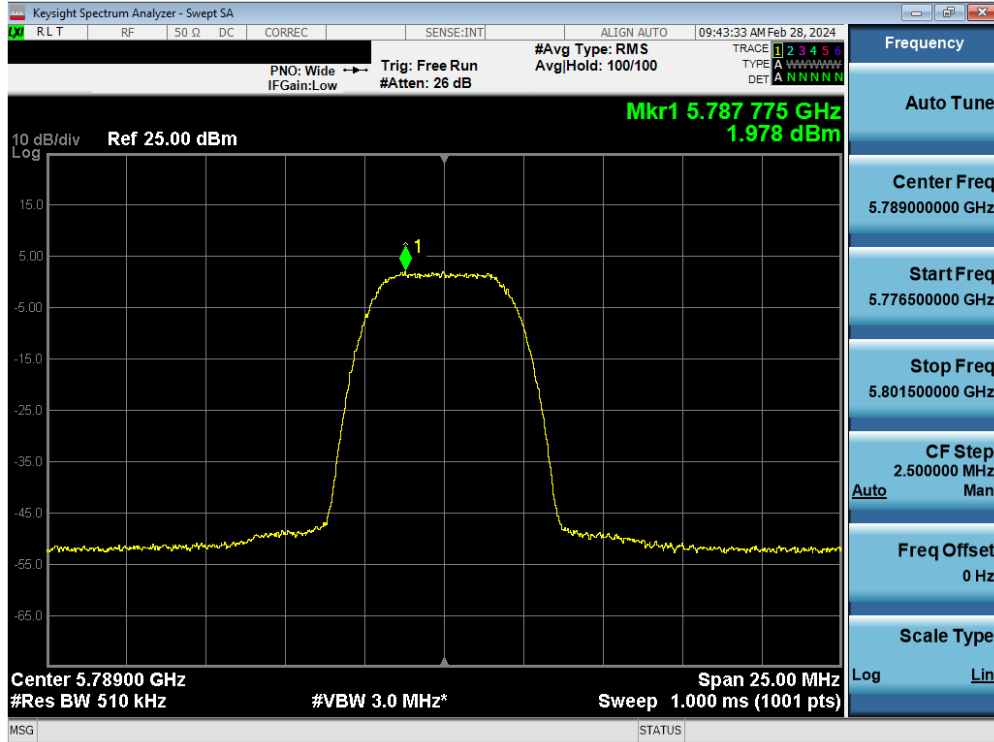


Plot 7-167. PSD TxBF Antenna WF8 (HDR8, ePA 5733MHz)

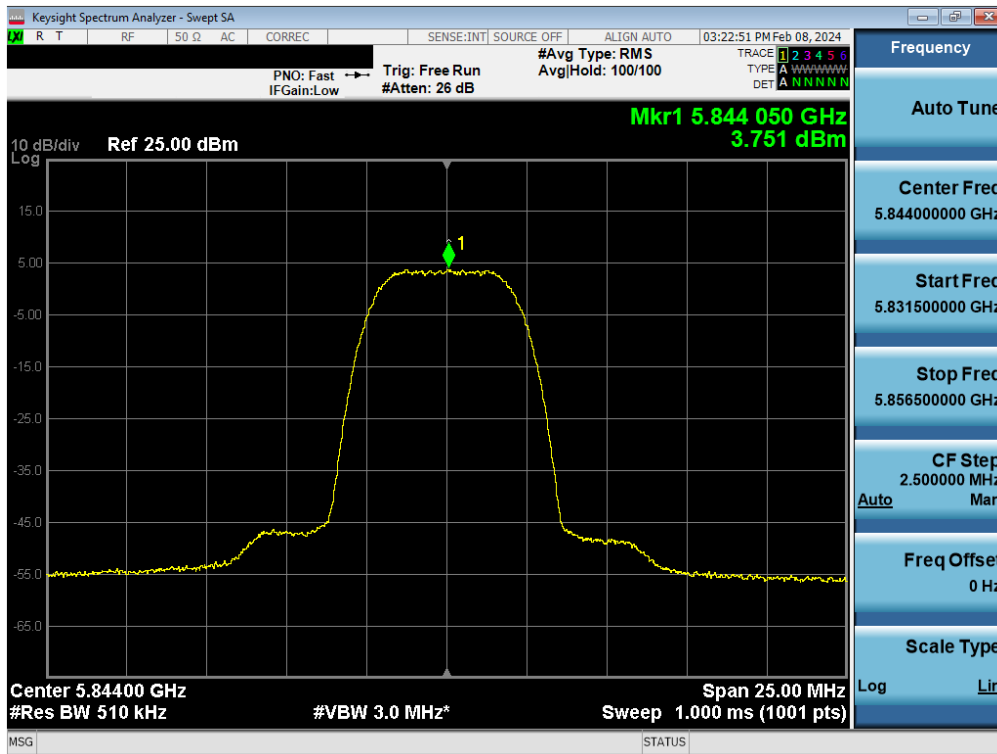


Plot 7-168. PSD TxBF Antenna WF5B (HDR8, ePA 5789MHz)

FCC ID: BCGA2836 IC: 579C-A2836		MEASUREMENT REPORT (CERTIFICATION)	Approved by: Technical Manager
Test Report S/N: 1C2311270067-09.BCG	Test Dates: 1/8/2024 - 3/15/2024	EUT Type: Tablet Device	Page 124 of 177

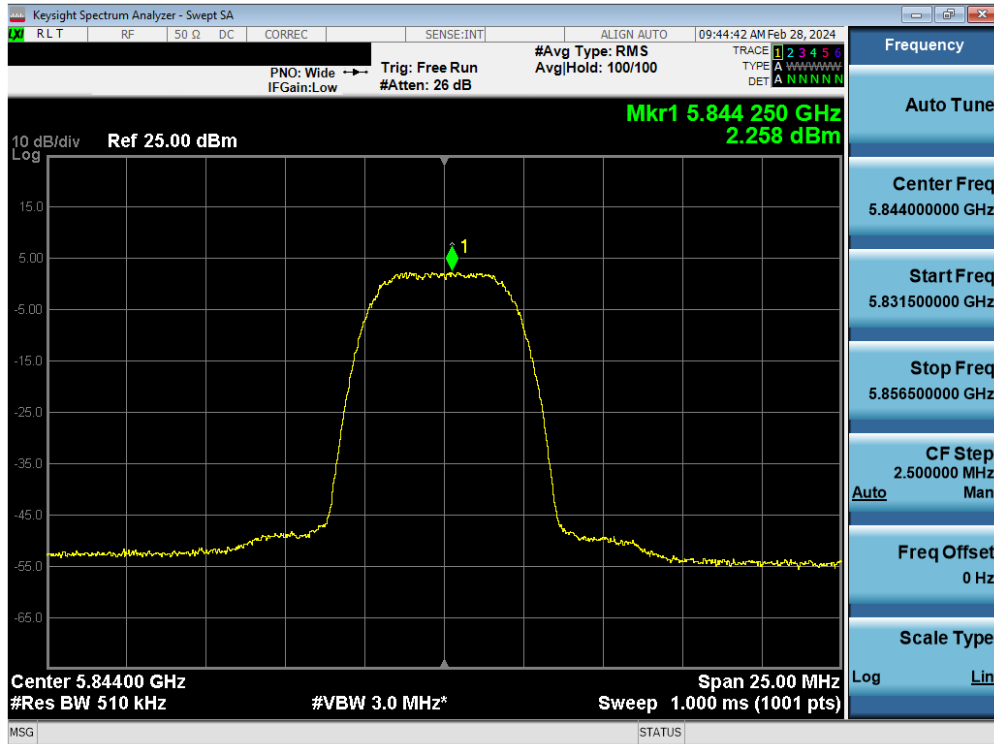


Plot 7-169. PSD TxBF Antenna WF8 (HDR8, ePA 5789MHz)

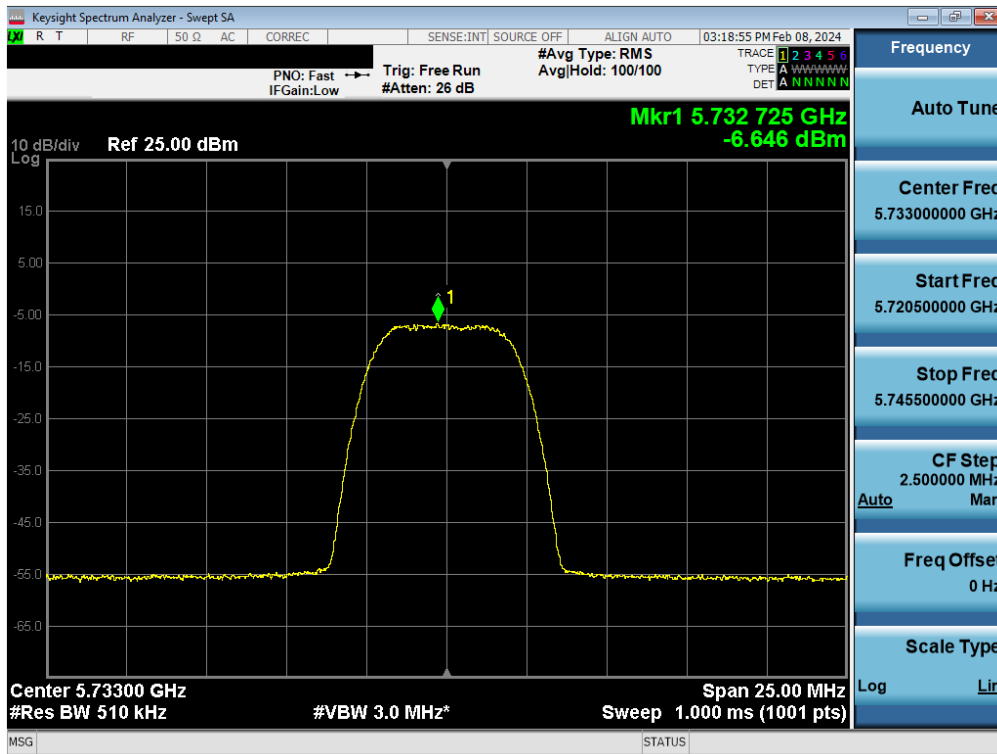


Plot 7-170. PSD TxBF Antenna WF5B (HDR8, ePA 5844MHz)

FCC ID: BCGA2836 IC: 579C-A2836		MEASUREMENT REPORT (CERTIFICATION)	Approved by: Technical Manager
Test Report S/N: 1C2311270067-09.BCG	Test Dates: 1/8/2024 - 3/15/2024	EUT Type: Tablet Device	Page 125 of 177

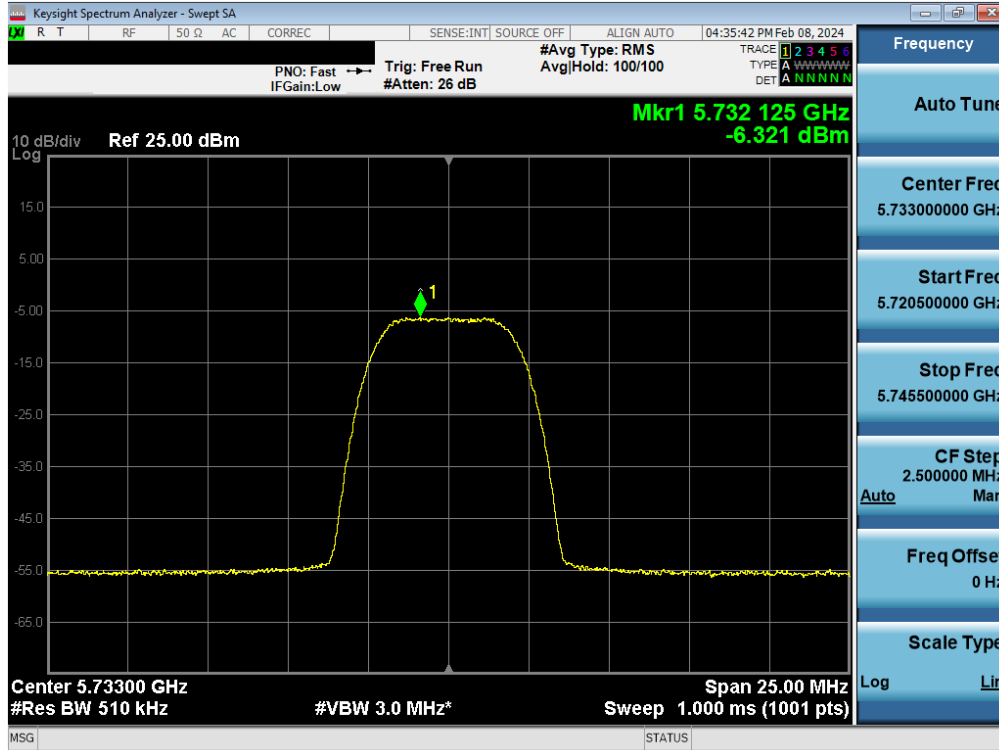


Plot 7-171. PSD TxBF Antenna WF8 (HDR8, ePA 5844MHz)

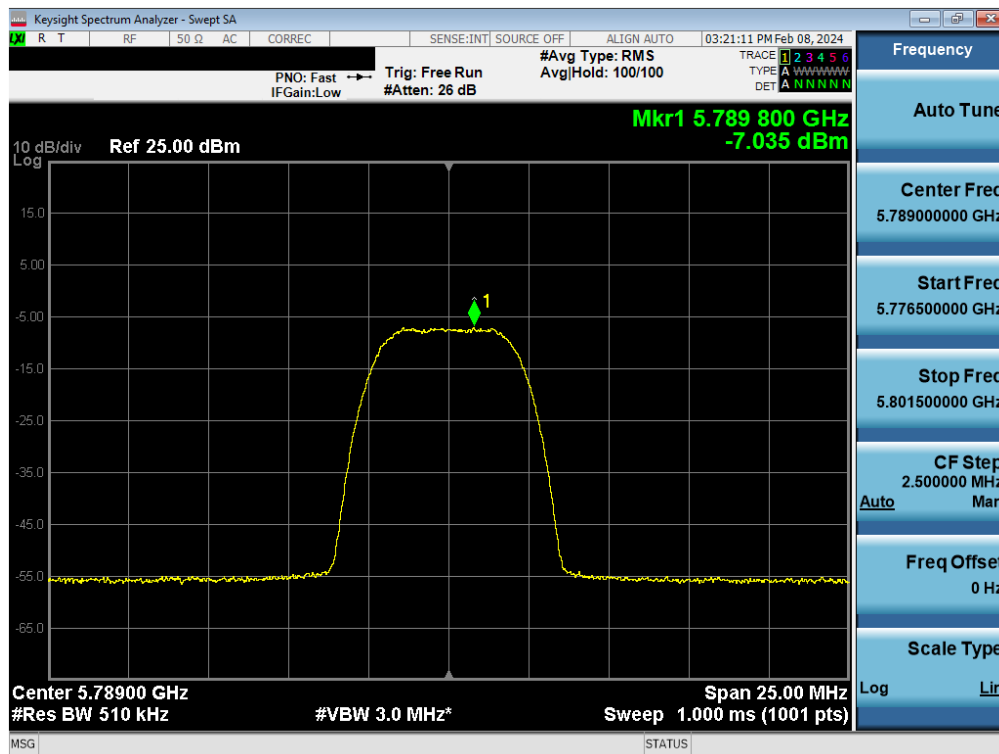


Plot 7-172. PSD TxBF Antenna WF5B (HDR8, iPA 5733MHz)

FCC ID: BCGA2836 IC: 579C-A2836		MEASUREMENT REPORT (CERTIFICATION)	Approved by: Technical Manager
Test Report S/N: 1C2311270067-09.BCG	Test Dates: 1/8/2024 - 3/15/2024	EUT Type: Tablet Device	Page 126 of 177

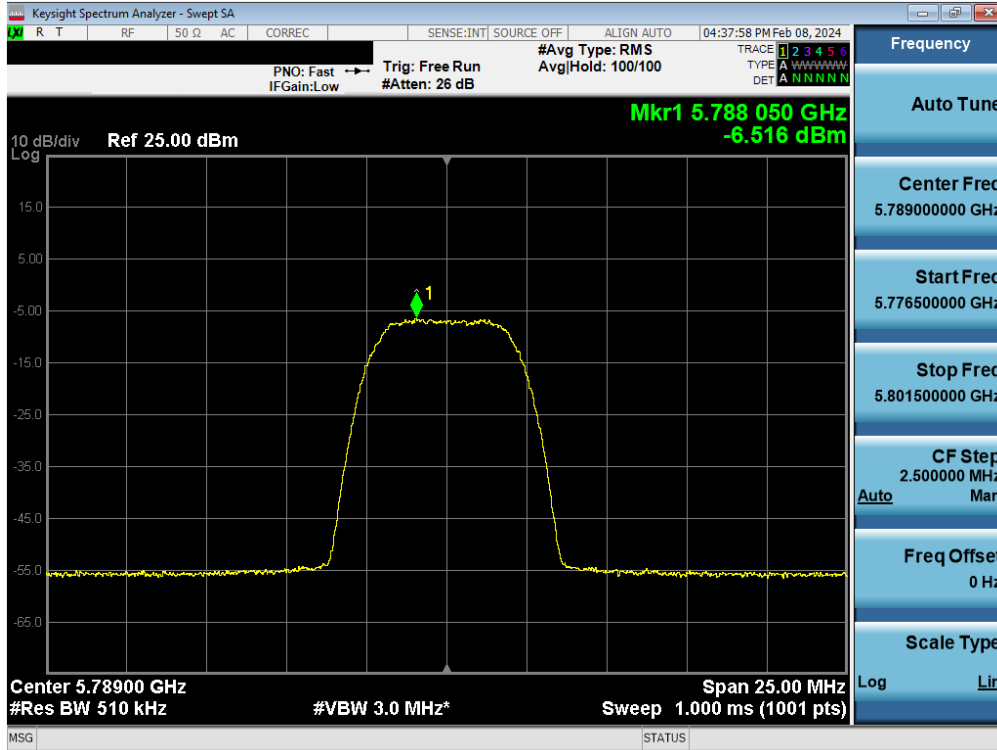


Plot 7-173. PSD TxBF Antenna WF8 (HDR8, iPA 5733MHz)

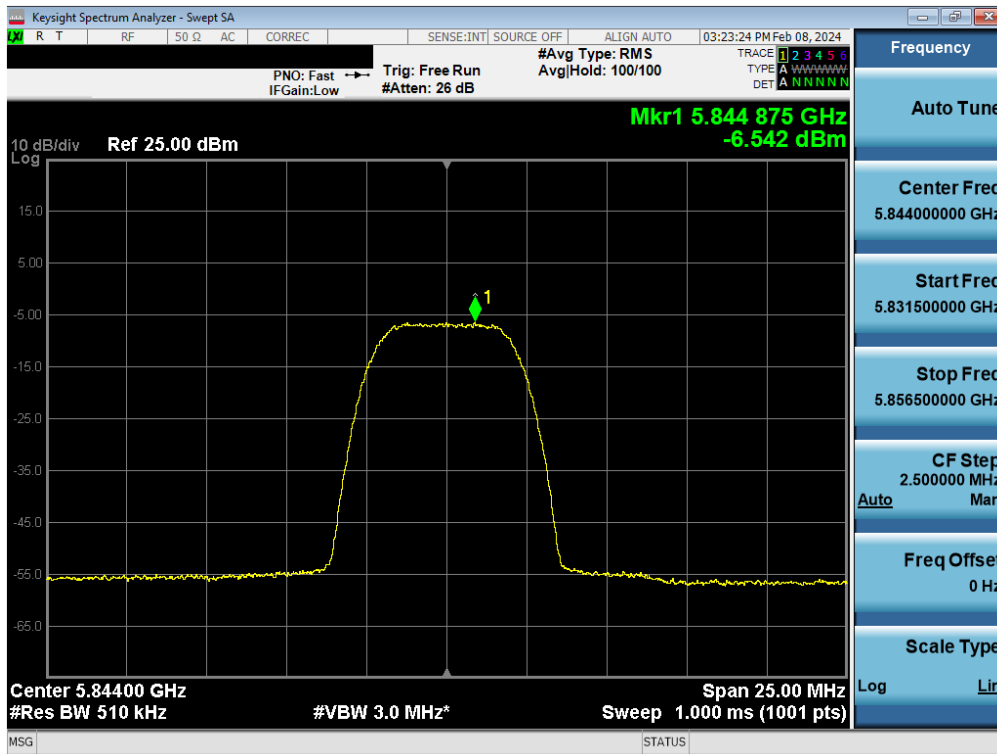


Plot 7-174. PSD TxBF Antenna WF5B (HDR8, iPA 5789MHz)

FCC ID: BCGA2836 IC: 579C-A2836		MEASUREMENT REPORT (CERTIFICATION)	Approved by: Technical Manager
Test Report S/N: 1C2311270067-09.BCG	Test Dates: 1/8/2024 - 3/15/2024	EUT Type: Tablet Device	Page 127 of 177

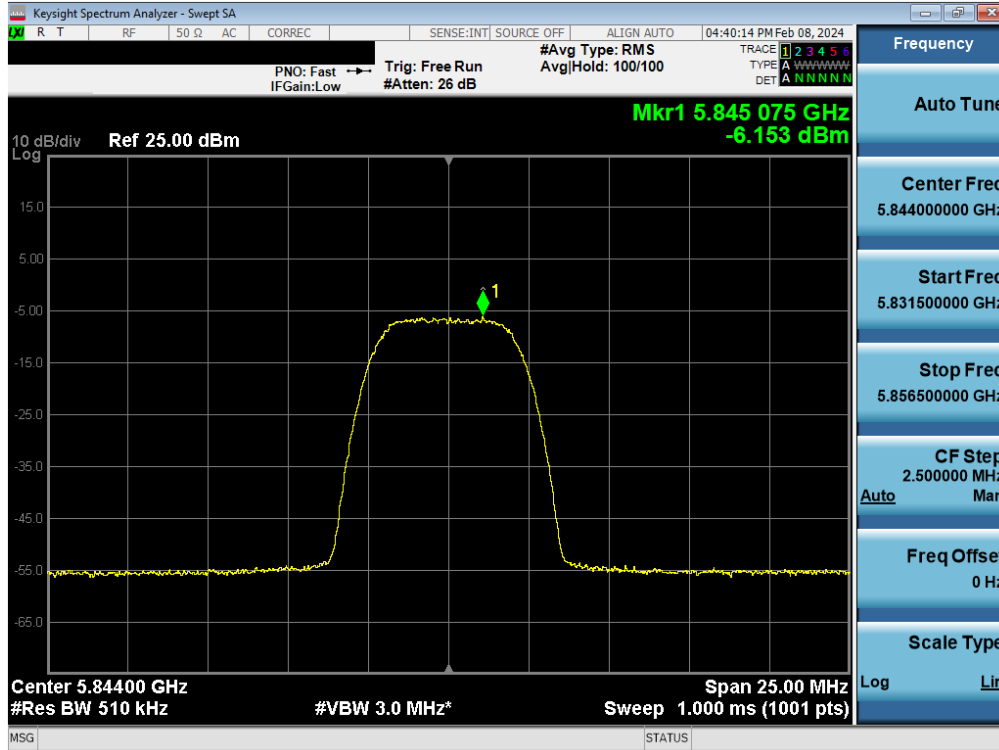


Plot 7-175. PSD TxBF Antenna WF8 (HDR8, iPA 5789MHz)



Plot 7-176. PSD TxBF Antenna WF5B (HDR8, iPA 5844MHz)

FCC ID: BCGA2836 IC: 579C-A2836		MEASUREMENT REPORT (CERTIFICATION)	Approved by: Technical Manager
Test Report S/N: 1C2311270067-09.BCG	Test Dates: 1/8/2024 - 3/15/2024	EUT Type: Tablet Device	Page 128 of 177



Plot 7-177. PSD TxBF Antenna WF8 (HDR8, iPA 5844MHz)

FCC ID: BCGA2836 IC: 579C-A2836		MEASUREMENT REPORT (CERTIFICATION)	Approved by: Technical Manager
Test Report S/N: 1C2311270067-09.BCG	Test Dates: 1/8/2024 - 3/15/2024	EUT Type: Tablet Device	Page 129 of 177



Note:

Per ANSI C63.10-2013 Subclause 14.3.2.2 and KDB 662911 v02r01 Section E)2), the power spectral density at Antenna WF5B and Antenna WF8 were first measured separately during TxBF transmission as shown in the section above. The measured values were then summed in linear power units then converted back to dBm.

Sample TxBF Calculation:

At 5162MHz, the average conducted power spectral density was measured to be 0.11dBm for Antenna WF5B and -0.13dBm for Antenna WF8.

$$\text{Antenna WF5B} + \text{Antenna WF8} = \text{TxBF}$$

$$(0.11 \text{ dBm} + -0.13 \text{ dBm}) = (1.026 \text{ mW} + 0.971 \text{ mW}) = 1.997 \text{ mW} = 3.00 \text{ dBm}$$

Sample e.i.r.p. Calculation:

At 5162MHz, the average conducted power spectral density was measured to be 3.00dBm with an Antenna gain of 4.61 dBi.

$$\text{e.i.r.p. (dBm)} = \text{Conducted Power Spectral Density (dBm)} + \text{Ant gain (dBi)}$$

$$3.00 \text{ dBm} + 4.61 \text{ dBi} = 7.61 \text{ dBm}$$

FCC ID: BCGA2836 IC: 579C-A2836	 MEASUREMENT REPORT (CERTIFICATION)		Approved by: Technical Manager
Test Report S/N: 1C2311270067-09.BCG	Test Dates: 1/8/2024 - 3/15/2024	EUT Type: Tablet Device	Page 130 of 177

V 10.5 12/15/2021



7.6 Radiated Spurious Emission – Above 1GHz

§15.407(b) §15.205 §15.209; RSS-Gen [8.9]

Test Overview and Limit

All out of band radiated spurious emissions are measured with a spectrum analyzer connected to a receive antenna while the EUT is operating at its maximum duty cycle, at its maximum power control level, as defined in ANSI C63.10-2013 and KDB 789033 D02 v02r01, and at the appropriate frequencies. All channels and power schemes were investigated among all UNII bands. Only the radiated emissions of the configuration that produced the worst case emissions are reported in this section.

For transmitters operating in the 5.15-5.25 GHz band: All emissions outside of the 5.15-5.25 GHz band shall not exceed an EIRP of -27 dBm/MHz.

For transmitters operating in the 5.725 – 5.85 GHz band: All emissions shall be limited to a level of -27 dBm/MHz at 75 MHz or more above or below the band edge increasing linearly to 10 dBm/MHz at 25 MHz above or below the band edge, and from 25 MHz above or below the band edge increasing linearly to a level of 15.6 dBm/MHz at 5 MHz above or below the band edge, and from 5 MHz above or below the band edge increasing linearly to a level of 27 dBm/MHz at the band edge.

All out of band emissions appearing in a restricted band as specified in Section 15.205 of the Title 47 CFR and Table 7 of RSS-Gen (8.10) must not exceed the limits shown in Table 7-28 per Section 15.209 and RSS-Gen (8.9).

Frequency	Field Strength [μ V/m]	Measured Distance [Meters]
Above 960.0 MHz	500	3

Table 7-28. Radiated Limits

Test Procedures Used

ANSI C63.10-2013 – Subclauses 12.7.7.2, 12.7.6, 12.7.5
KDB 789033 D02 v02r01 – Section G

FCC ID: BCGA2836 IC: 579C-A2836		MEASUREMENT REPORT (CERTIFICATION)	Approved by: Technical Manager
Test Report S/N: 1C2311270067-09.BCG	Test Dates: 1/8/2024 - 3/15/2024	EUT Type: Tablet Device	Page 131 of 177

V 10.5 12/15/2021

Test Settings

Average Field Strength Measurements

1. Analyzer center frequency was set to the frequency of the radiated spurious emission of interest
2. RBW = 1MHz
3. VBW = 3MHz
4. Detector = power average (RMS)
5. Number of measurement points = 1001 (Number of points must be $\geq 2 \times \text{span/RBW}$)
6. Averaging type = power (RMS)
7. Sweep time = auto couple
8. Trace was averaged over 100 sweeps

Peak Field Strength Measurements

1. Analyzer center frequency was set to the frequency of the radiated spurious emission of interest
2. RBW = 1MHz
3. VBW = 3MHz
4. Detector = peak
5. Sweep time = auto couple
6. Trace mode = max hold
7. Trace was allowed to stabilize

Test Setup

The EUT and measurement equipment were set up as shown in the diagram below.

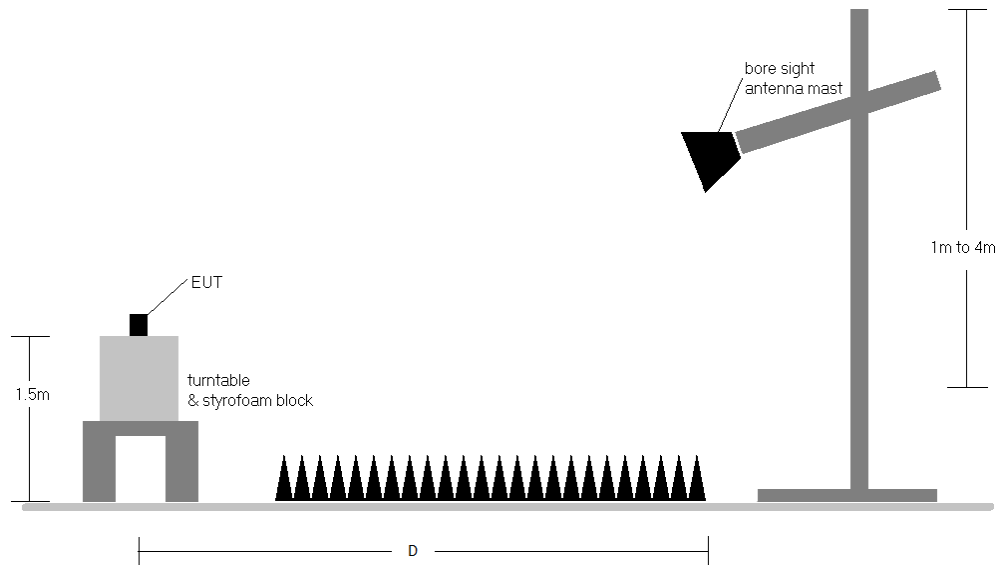


Figure 7-5. Test Instrument & Measurement Setup

FCC ID: BCGA2836 IC: 579C-A2836		MEASUREMENT REPORT (CERTIFICATION)	Approved by: Technical Manager
Test Report S/N: 1C2311270067-09.BCG	Test Dates: 1/8/2024 - 3/15/2024	EUT Type: Tablet Device	Page 132 of 177

V 10.5 12/15/2021

Test Notes

1. All emissions that lie in the restricted bands (denoted by a * next to the frequency) specified in §15.205 are below the limit shown in Table 7-28.
2. All spurious emissions lying in restricted bands specified in §15.205 are below the limit shown in Table 7-28. All spurious emissions that do not lie in a restricted band are subject to a peak limit of -27dBm/MHz. At a distance of 3 meters, the field strength limit in dB μ V/m can be determined by adding a “conversion” factor of 95.2dB to the EIRP limit of -27dBm/MHz to obtain the limit for out of band spurious emissions of 68.2dB μ V/m.
3. The antenna is manipulated through typical positions, polarity and length during the tests. The EUT is manipulated through three orthogonal planes.
4. This unit was tested with its standard battery.
5. The spectrum is measured from 9kHz to the 10th harmonic of the fundamental frequency of the transmitter using CISPR quasi peak detector below 1GHz. Above 1 GHz, average and peak measurements were taken using linearly polarized horn antennas.
6. D is the measurement test distance and emissions 1-18GHz were measured at a 3 meters test distance while emissions above 18GHz were measured at a 1 meter test distance with the application of a distance correction factor.
7. The "-" shown in the following RSE tables are used to denote a noise floor measurement.
8. All supported modulation and power schemes have been tested on the unit and only worst case configuration is reported.

Sample Calculations

Determining Spurious Emissions Levels

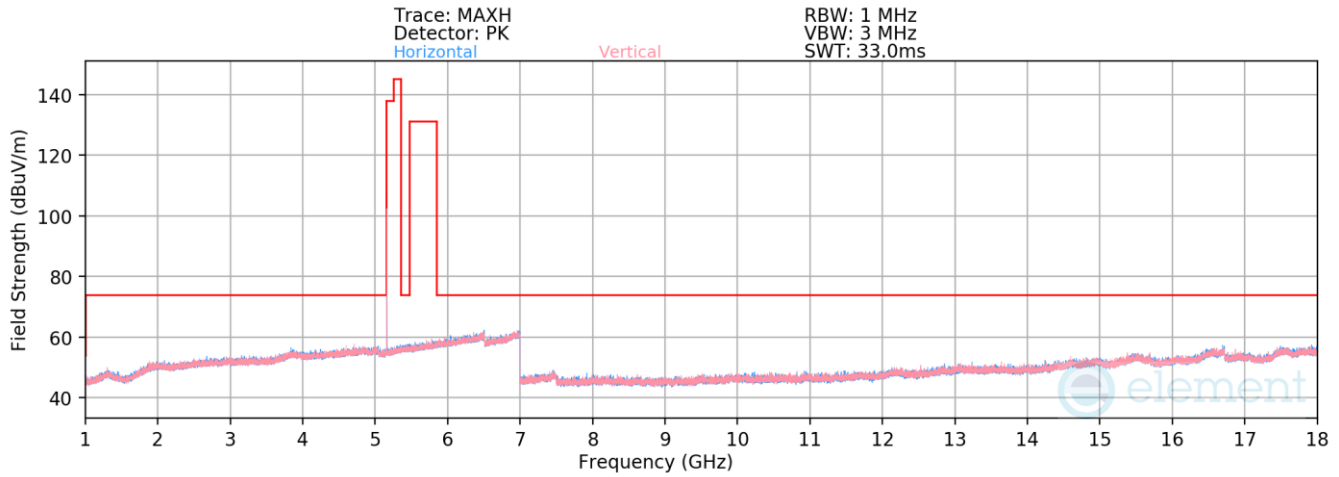
- Field Strength Level [dB μ V/m] = Analyzer Level [dBm] + 107 + AFCL [dB/m]
- AFCL [dB/m] = Antenna Factor [dB/m] + Cable Loss [dB] – Preamplifier Gain [dB]
- Margin [dB] = Field Strength Level [dB μ V/m] – Limit [dB μ V/m]

Radiated Band Edge Measurement Offset

- The amplitude offset shown in the radiated restricted band edge plots in Section 7.6.5 was calculated using the formula:
Offset (dB) = (Antenna Factor + Cable Loss + Attenuator) – Preamplifier Gain

FCC ID: BCGA2836 IC: 579C-A2836		MEASUREMENT REPORT (CERTIFICATION)	Approved by: Technical Manager
Test Report S/N: 1C2311270067-09.BCG	Test Dates: 1/8/2024 - 3/15/2024	EUT Type: Tablet Device	Page 133 of 177

7.6.1 Antenna WF5B Radiated Spurious Emission (1-18GHz)



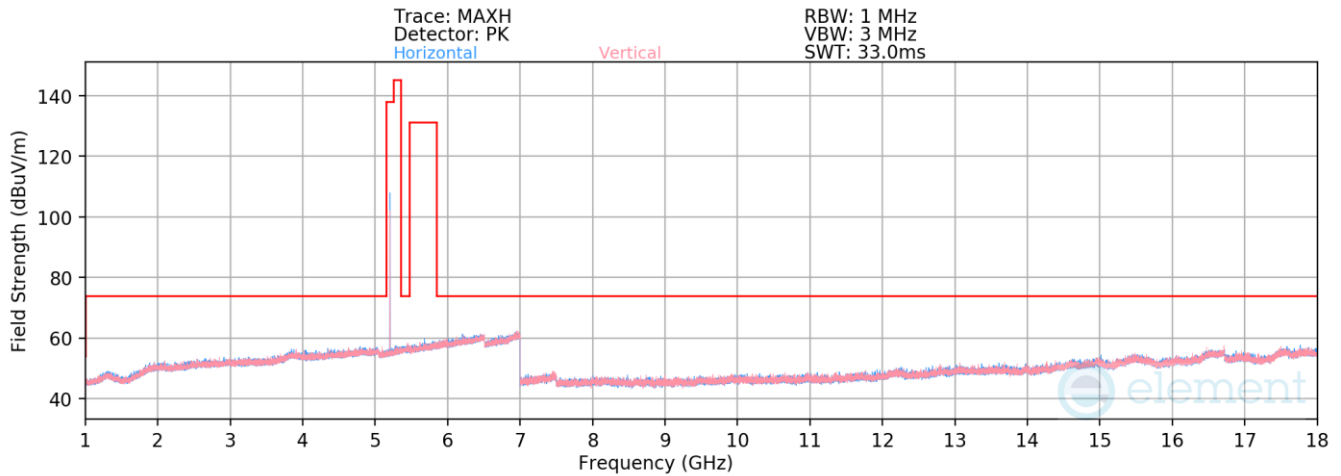
Plot 7-178. Radiated Spurious Emissions 1-18GHz Antenna WF5B (HDR4, ePA – 5162MHz)

Mode:	HDR4
Data Rate:	4Mbps
Distance of Measurements:	3 Meters
Operating Frequency:	5162MHz

Frequency [MHz]	Detector	Ant. Pol. [H/V]	Antenna Height [cm]	Turntable Azimuth [degree]	Analyzer Level [dBm]	AFCL [dB/m]	Field Strength [dBμV/m]	Limit [dBμV/m]	Margin [dB]
10324.00	Peak	V	-	-	-67.31	8.38	48.07	68.20	-20.13
* 15486.00	Average	V	-	-	-79.57	13.94	41.37	53.98	-12.61
* 15486.00	Peak	V	-	-	-68.41	13.94	52.53	73.98	-21.45

Table 7-29. Radiated Spurious Emissions Measurements Antenna WF5B

FCC ID: BCGA2836 IC: 579C-A2836		MEASUREMENT REPORT (CERTIFICATION)	Approved by: Technical Manager
Test Report S/N: 1C2311270067-09.BCG	Test Dates: 1/8/2024 - 3/15/2024	EUT Type: Tablet Device	Page 134 of 177



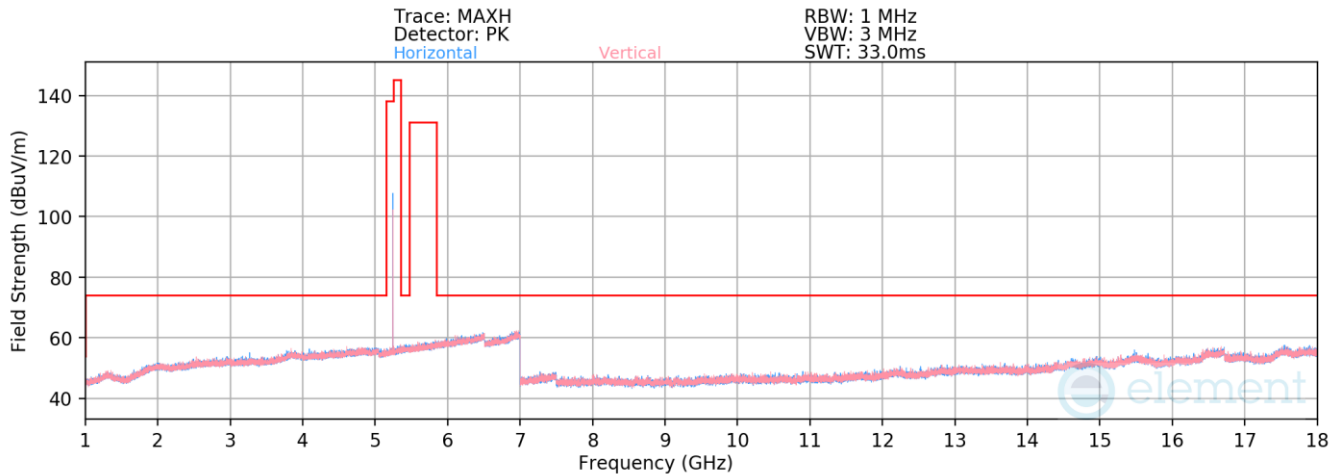
Plot 7-179. Radiated Spurious Emissions 1-18GHz Antenna WF5B (HDR4, ePA – 5204MHz)

Mode: HDR4
 Data Rate: 4Mbps
 Distance of Measurements: 3 Meters
 Operating Frequency: 5204MHz

Frequency [MHz]	Detector	Ant. Pol. [H/V]	Antenna Height [cm]	Turntable Azimuth [degree]	Analyzer Level [dBm]	AFCL [dB/m]	Field Strength [dB μ V/m]	Limit [dB μ V/m]	Margin [dB]
10408.00	Peak	V	-	-	-67.68	8.41	47.73	68.20	-20.47
* 15612.00	Average	V	-	-	-79.40	13.98	41.58	53.98	-12.40
* 15612.00	Peak	V	-	-	-68.07	13.98	52.91	73.98	-21.07

Table 7-30. Radiated Spurious Emissions Measurements Antenna WF5B

FCC ID: BCGA2836 IC: 579C-A2836		MEASUREMENT REPORT (CERTIFICATION)	Approved by: Technical Manager
Test Report S/N: 1C2311270067-09.BCG	Test Dates: 1/8/2024 - 3/15/2024	EUT Type: Tablet Device	Page 135 of 177



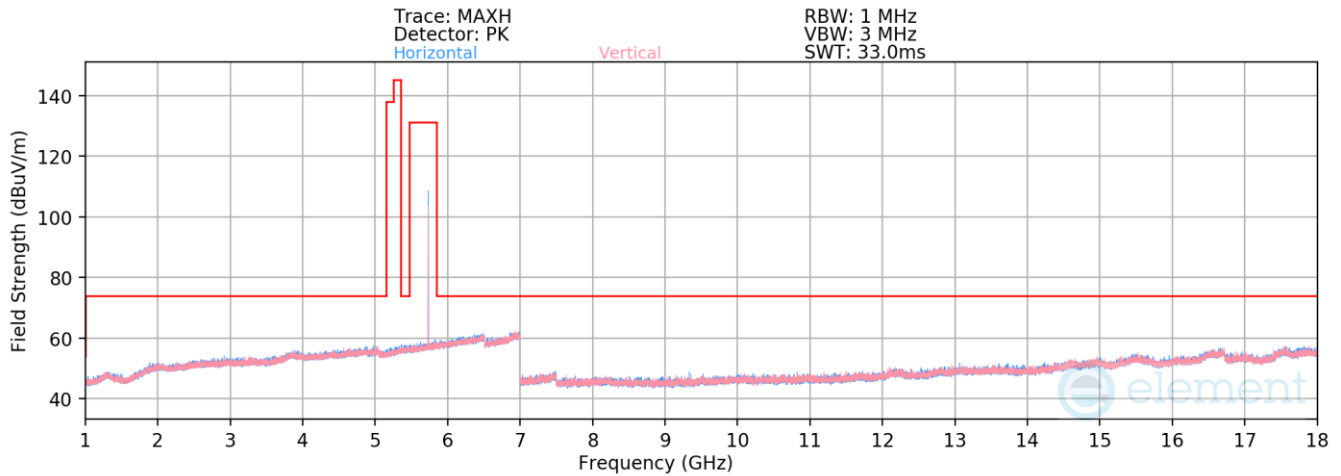
Plot 7-180. Radiated Spurious Emissions 1-18GHz Antenna WF5B (HDR4, ePA – 5245MHz)

Mode: HDR4
 Data Rate: 4Mbps
 Distance of Measurements: 3 Meters
 Operating Frequency: 5245MHz

Frequency [MHz]	Detector	Ant. Pol. [H/V]	Antenna Height [cm]	Turntable Azimuth [degree]	Analyzer Level [dBm]	AFCL [dB/m]	Field Strength [dBμV/m]	Limit [dBμV/m]	Margin [dB]
10490.00	Peak	V	-	-	-67.28	8.43	48.15	68.20	-20.05
* 15735.00	Average	V	-	-	-79.14	13.07	40.93	53.98	-13.05
* 15735.00	Peak	V	-	-	-67.74	13.07	52.33	73.98	-21.65

Table 7-31. Radiated Spurious Emissions Measurements Antenna WF5B

FCC ID: BCGA2836 IC: 579C-A2836		MEASUREMENT REPORT (CERTIFICATION)	Approved by: Technical Manager
Test Report S/N: 1C2311270067-09.BCG	Test Dates: 1/8/2024 - 3/15/2024	EUT Type: Tablet Device	Page 136 of 177



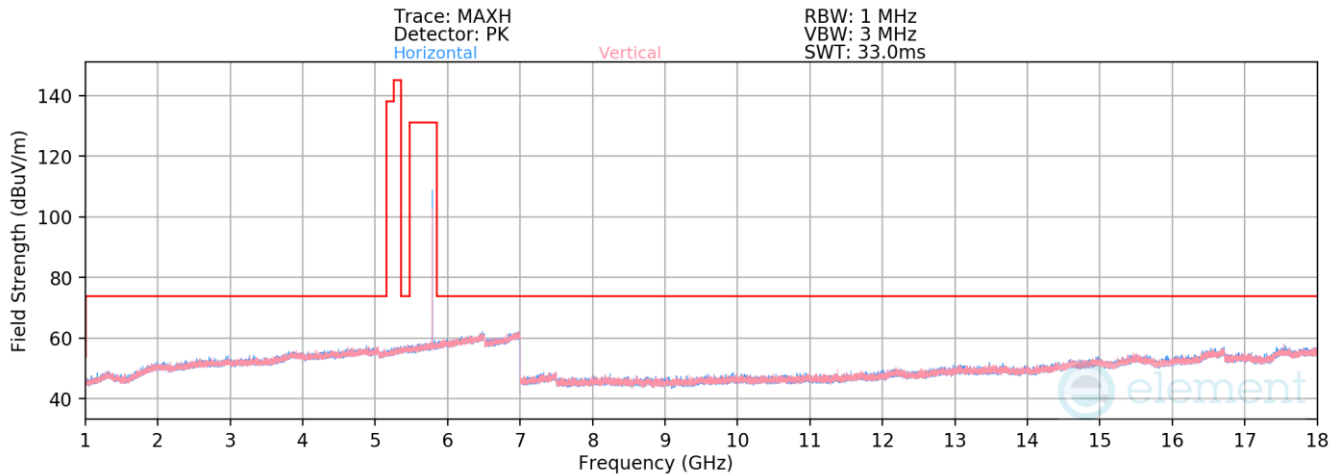
Plot 7-181. Radiated Spurious Emissions 1-18GHz Antenna WF5B (HDR4, ePA – 5733MHz)

Mode: HDR4
 Data Rate: 4Mbps
 Distance of Measurements: 3 Meters
 Operating Frequency: 5733MHz

Frequency [MHz]	Detector	Ant. Pol. [H/V]	Antenna Height [cm]	Turntable Azimuth [degree]	Analyzer Level [dBm]	AFCL [dB/m]	Field Strength [dBμV/m]	Limit [dBμV/m]	Margin [dB]
* 11466.00	Average	V	-	-	-79.39	9.34	36.95	53.98	-17.03
* 11466.00	Peak	V	-	-	-67.29	9.34	49.05	73.98	-24.93
17199.00	Peak	V	-	-	-67.96	16.17	55.21	68.20	-12.99

Table 7-32. Radiated Spurious Emissions Measurements Antenna WF5B

FCC ID: BCGA2836 IC: 579C-A2836		MEASUREMENT REPORT (CERTIFICATION)	Approved by: Technical Manager
Test Report S/N: 1C2311270067-09.BCG	Test Dates: 1/8/2024 - 3/15/2024	EUT Type: Tablet Device	Page 137 of 177



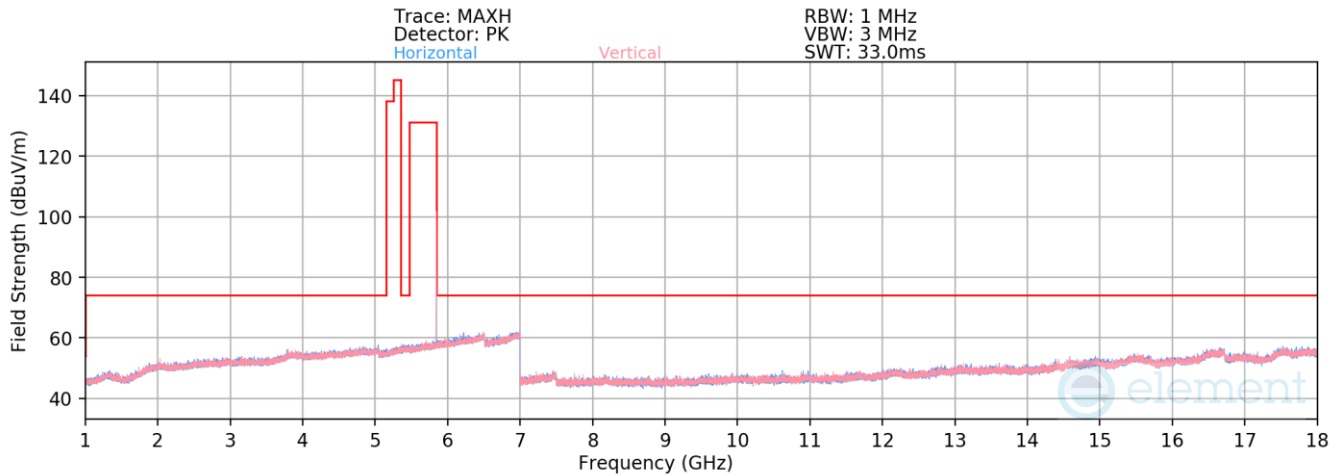
Plot 7-182. Radiated Spurious Emissions 1-18GHz Antenna WF5B (HDR4, ePA – 5789MHz)

Mode: HDR4
 Data Rate: 4Mbps
 Distance of Measurements: 3 Meters
 Operating Frequency: 5789MHz

Frequency [MHz]	Detector	Ant. Pol. [H/V]	Antenna Height [cm]	Turntable Azimuth [degree]	Analyzer Level [dBm]	AFCL [dB/m]	Field Strength [dB μ V/m]	Limit [dB μ V/m]	Margin [dB]
* 11578.00	Average	V	-	-	-79.15	9.31	37.16	53.98	-16.82
* 11578.00	Peak	V	-	-	-67.80	9.31	48.51	73.98	-25.47
17367.00	Peak	V	-	-	-68.40	17.30	55.90	68.20	-12.30

Table 7-33. Radiated Spurious Emissions Measurements Antenna WF5B

FCC ID: BCGA2836 IC: 579C-A2836		MEASUREMENT REPORT (CERTIFICATION)	Approved by: Technical Manager
Test Report S/N: 1C2311270067-09.BCG	Test Dates: 1/8/2024 - 3/15/2024	EUT Type: Tablet Device	Page 138 of 177



Plot 7-183. Radiated Spurious Emissions 1-18GHz Antenna WF5B (HDR4, ePA – 5844MHz)

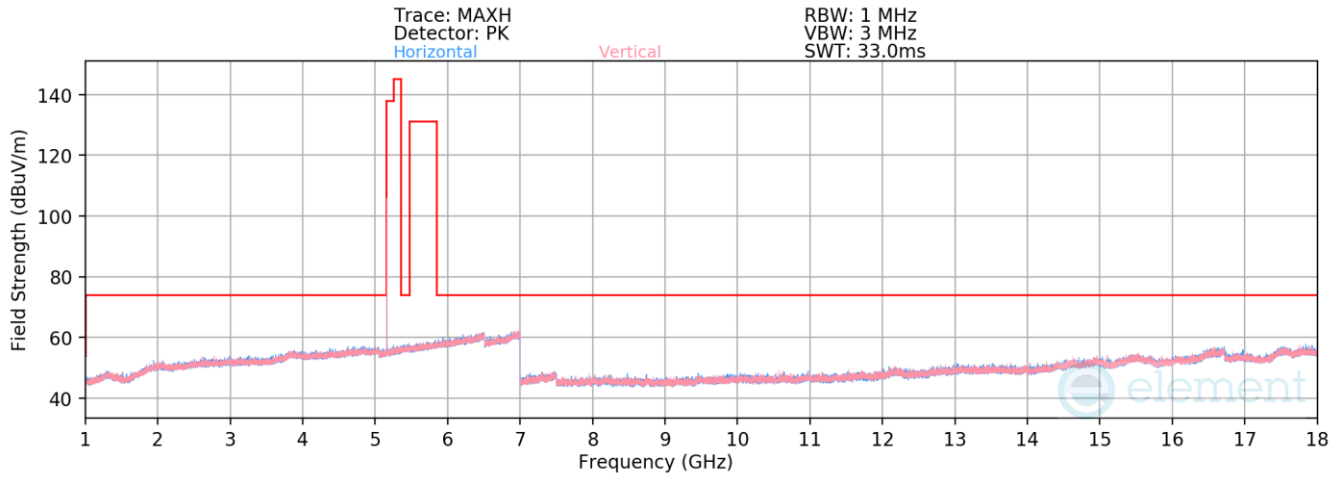
Mode: HDR4
 Data Rate: 4Mbps
 Distance of Measurements: 3 Meters
 Operating Frequency: 5844MHz

Frequency [MHz]	Detector	Ant. Pol. [H/V]	Antenna Height [cm]	Turntable Azimuth [degree]	Analyzer Level [dBm]	AFCL [dB/m]	Field Strength [dBuV/m]	Limit [dBuV/m]	Margin [dB]
* 11688.00	Average	V	-	-	-78.94	9.56	37.62	53.98	-16.36
* 11688.00	Peak	V	-	-	-67.46	9.56	49.10	73.98	-24.88
17532.00	Peak	V	-	-	-68.14	18.80	57.66	68.20	-10.54

Table 7-34. Radiated Spurious Emissions Measurements Antenna WF5B

FCC ID: BCGA2836 IC: 579C-A2836		MEASUREMENT REPORT (CERTIFICATION)	Approved by: Technical Manager
Test Report S/N: 1C2311270067-09.BCG	Test Dates: 1/8/2024 - 3/15/2024	EUT Type: Tablet Device	Page 139 of 177

7.6.2 Antenna WF8 Radiated Spurious Emission (1-18GHz)



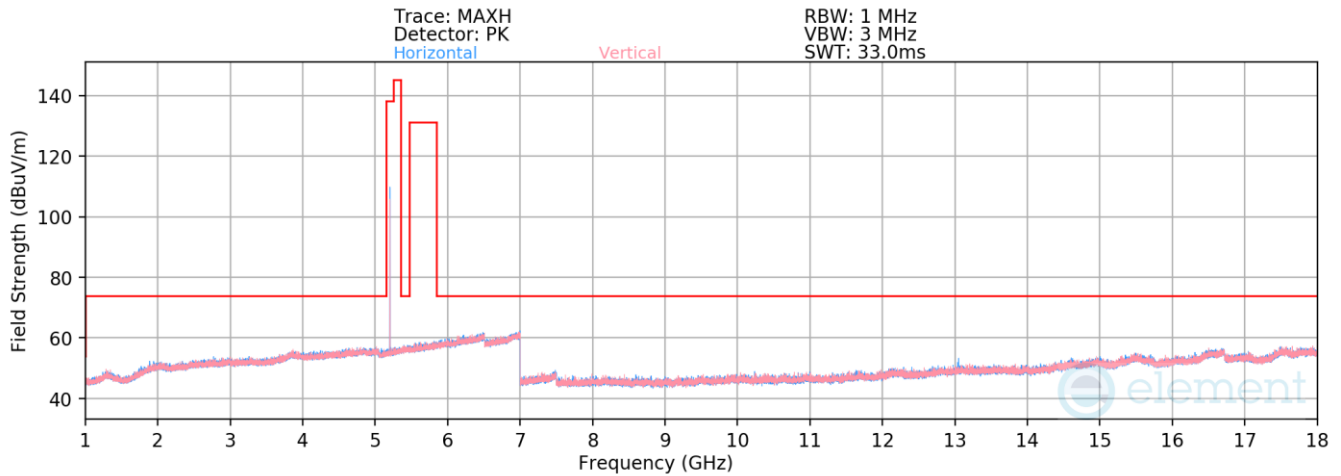
Plot 7-184. Radiated Spurious Emissions 1-18GHz Antenna WF8 (HDR4, ePA – 5162MHz)

Mode:	HDR4
Data Rate:	4Mbps
Distance of Measurements:	3 Meters
Operating Frequency:	5162MHz

Frequency [MHz]	Detector	Ant. Pol. [H/V]	Antenna Height [cm]	Turntable Azimuth [degree]	Analyzer Level [dBm]	AFCL [dB/m]	Field Strength [dBμV/m]	Limit [dBμV/m]	Margin [dB]
10324.00	Peak	V	-	-	-66.99	8.38	48.39	68.20	-19.81
* 15486.00	Average	V	-	-	-79.43	13.94	41.51	53.98	-12.47
* 15486.00	Peak	V	-	-	-67.71	13.94	53.23	73.98	-20.75

Table 7-35. Radiated Spurious Emissions Measurements Antenna WF8

FCC ID: BCGA2836 IC: 579C-A2836		MEASUREMENT REPORT (CERTIFICATION)	Approved by: Technical Manager
Test Report S/N: 1C2311270067-09.BCG	Test Dates: 1/8/2024 - 3/15/2024	EUT Type: Tablet Device	Page 140 of 177



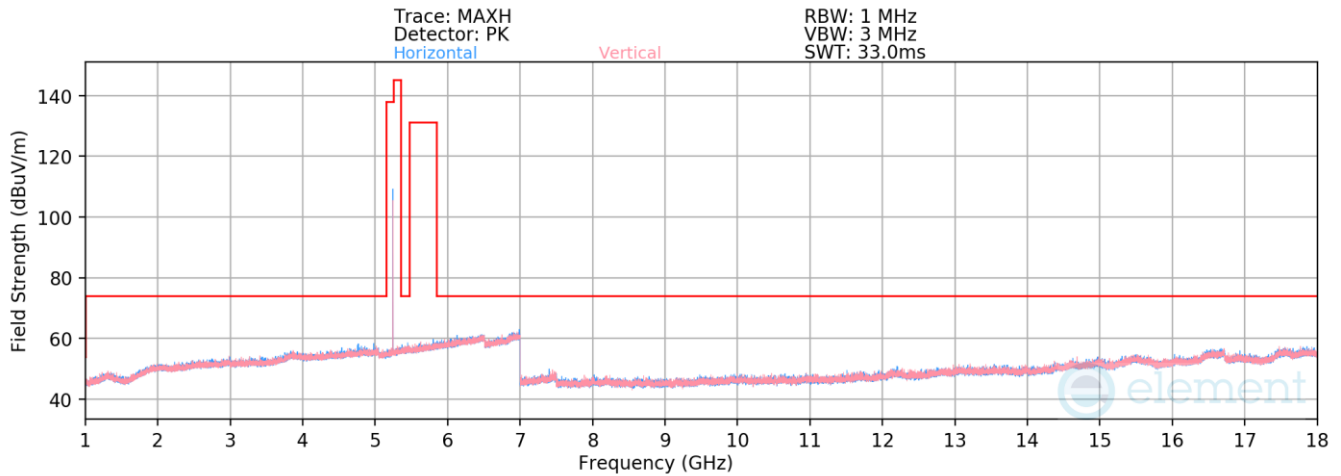
Plot 7-185. Radiated Spurious Emissions 1-18GHz Antenna WF8 (HDR4, ePA – 5204MHz)

Mode: HDR4
 Data Rate: 4Mbps
 Distance of Measurements: 3 Meters
 Operating Frequency: 5204MHz

Frequency [MHz]	Detector	Ant. Pol. [H/V]	Antenna Height [cm]	Turntable Azimuth [degree]	Analyzer Level [dBm]	AFCL [dB/m]	Field Strength [dB μ V/m]	Limit [dB μ V/m]	Margin [dB]
10408.00	Peak	V	-	-	-66.92	8.41	48.49	68.20	-19.71
* 15612.00	Average	V	-	-	-79.53	13.98	41.45	53.98	-12.53
* 15612.00	Peak	V	-	-	-67.83	13.98	53.15	73.98	-20.83

Table 7-36. Radiated Spurious Emissions Measurements Antenna WF8

FCC ID: BCGA2836 IC: 579C-A2836		MEASUREMENT REPORT (CERTIFICATION)	Approved by: Technical Manager
Test Report S/N: 1C2311270067-09.BCG	Test Dates: 1/8/2024 - 3/15/2024	EUT Type: Tablet Device	Page 141 of 177



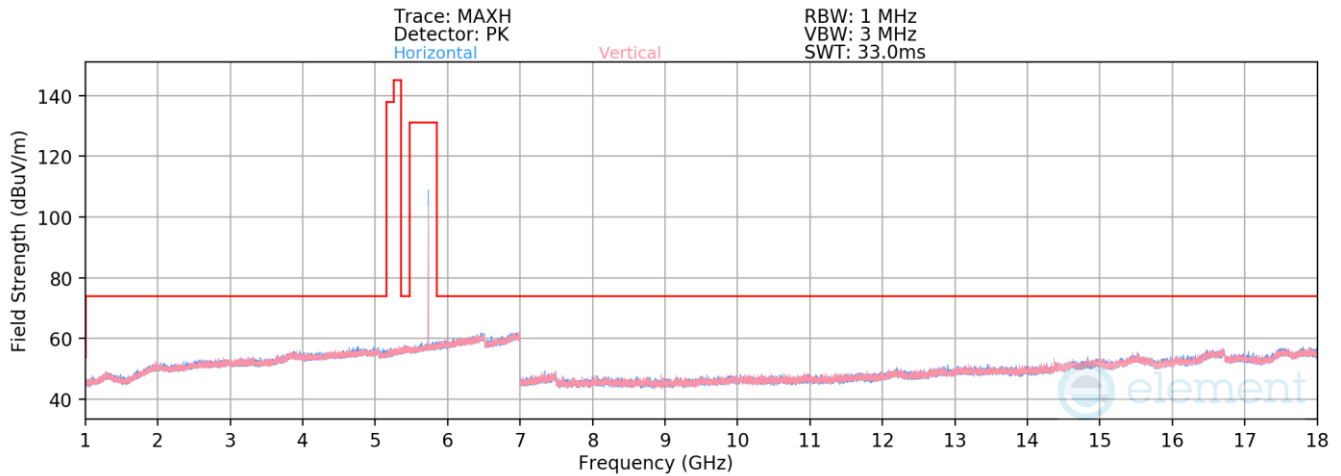
Plot 7-186. Radiated Spurious Emissions 1-18GHz Antenna WF8 (HDR4, ePA – 5245MHz)

Mode: HDR4
 Data Rate: 4Mbps
 Distance of Measurements: 3 Meters
 Operating Frequency: 5245MHz

Frequency [MHz]	Detector	Ant. Pol. [H/V]	Antenna Height [cm]	Turntable Azimuth [degree]	Analyzer Level [dBm]	AFCL [dB/m]	Field Strength [dBμV/m]	Limit [dBμV/m]	Margin [dB]
10490.00	Peak	V	-	-	-67.00	8.43	48.43	68.20	-19.77
* 15735.00	Average	V	-	-	-79.27	13.07	40.80	53.98	-13.18
* 15735.00	Peak	V	-	-	-67.46	13.07	52.61	73.98	-21.37

Table 7-37. Radiated Spurious Emissions Measurements Antenna WF8

FCC ID: BCGA2836 IC: 579C-A2836		MEASUREMENT REPORT (CERTIFICATION)	Approved by: Technical Manager
Test Report S/N: 1C2311270067-09.BCG	Test Dates: 1/8/2024 - 3/15/2024	EUT Type: Tablet Device	Page 142 of 177



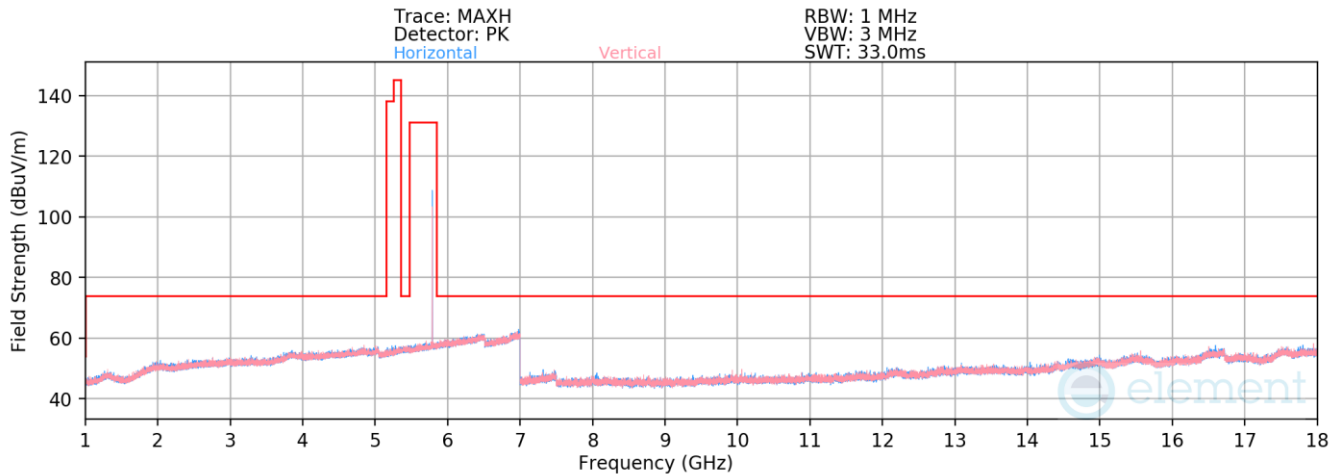
Plot 7-187. Radiated Spurious Emissions 1-18GHz Antenna WF8 (HDR4, ePA – 5733MHz)

Mode: HDR4
 Data Rate: 4Mbps
 Distance of Measurements: 3 Meters
 Operating Frequency: 5733MHz

Frequency [MHz]	Detector	Ant. Pol. [H/V]	Antenna Height [cm]	Turntable Azimuth [degree]	Analyzer Level [dBm]	AFCL [dB/m]	Field Strength [dBμV/m]	Limit [dBμV/m]	Margin [dB]
* 11466.00	Average	V	-	-	-79.41	9.34	36.93	53.98	-17.05
* 11466.00	Peak	V	-	-	-68.11	9.34	48.23	73.98	-25.75
17199.00	Peak	V	-	-	-67.76	16.17	55.41	68.20	-12.79

Table 7-38. Radiated Spurious Emissions Measurements Antenna WF8

FCC ID: BCGA2836 IC: 579C-A2836		MEASUREMENT REPORT (CERTIFICATION)	Approved by: Technical Manager
Test Report S/N: 1C2311270067-09.BCG	Test Dates: 1/8/2024 - 3/15/2024	EUT Type: Tablet Device	Page 143 of 177



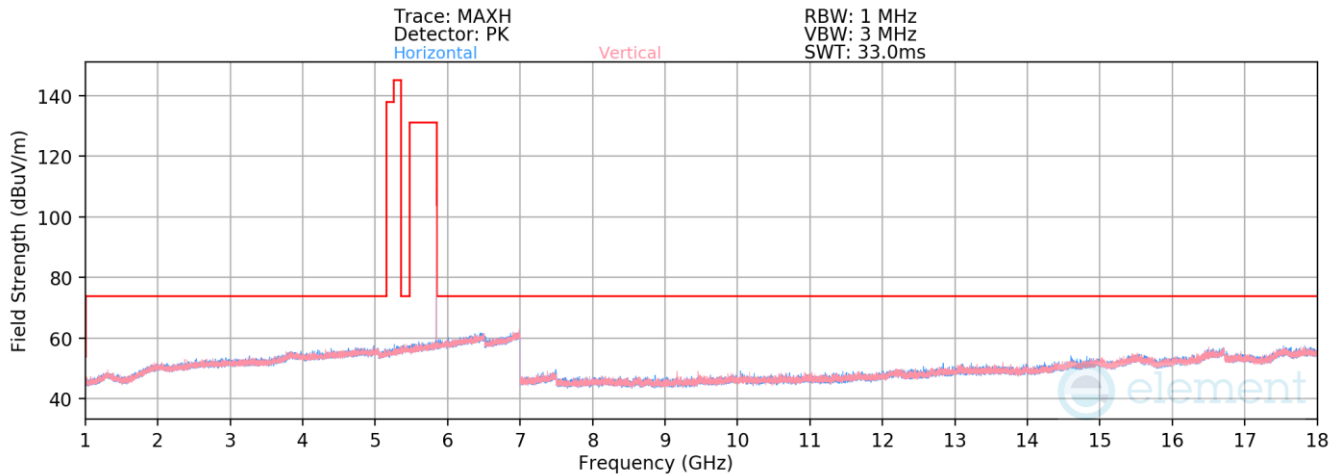
Plot 7-188. Radiated Spurious Emissions 1-18GHz Antenna WF8 (HDR4, ePA – 5789MHz)

Mode: HDR4
 Data Rate: 4Mbps
 Distance of Measurements: 3 Meters
 Operating Frequency: 5789MHz

Frequency [MHz]	Detector	Ant. Pol. [H/V]	Antenna Height [cm]	Turntable Azimuth [degree]	Analyzer Level [dBm]	AFCL [dB/m]	Field Strength [dBμV/m]	Limit [dBμV/m]	Margin [dB]
* 11578.00	Average	V	-	-	-79.16	9.31	37.15	53.98	-16.83
* 11578.00	Peak	V	-	-	-67.73	9.31	48.58	73.98	-25.40
17367.00	Peak	V	-	-	-67.97	17.30	56.33	68.20	-11.87

Table 7-39. Radiated Spurious Emissions Measurements Antenna WF8

FCC ID: BCGA2836 IC: 579C-A2836		MEASUREMENT REPORT (CERTIFICATION)	Approved by: Technical Manager
Test Report S/N: 1C2311270067-09.BCG	Test Dates: 1/8/2024 - 3/15/2024	EUT Type: Tablet Device	Page 144 of 177



Plot 7-189. Radiated Spurious Emissions 1-18GHz Antenna WF8 (HDR4, ePA – 5844MHz)

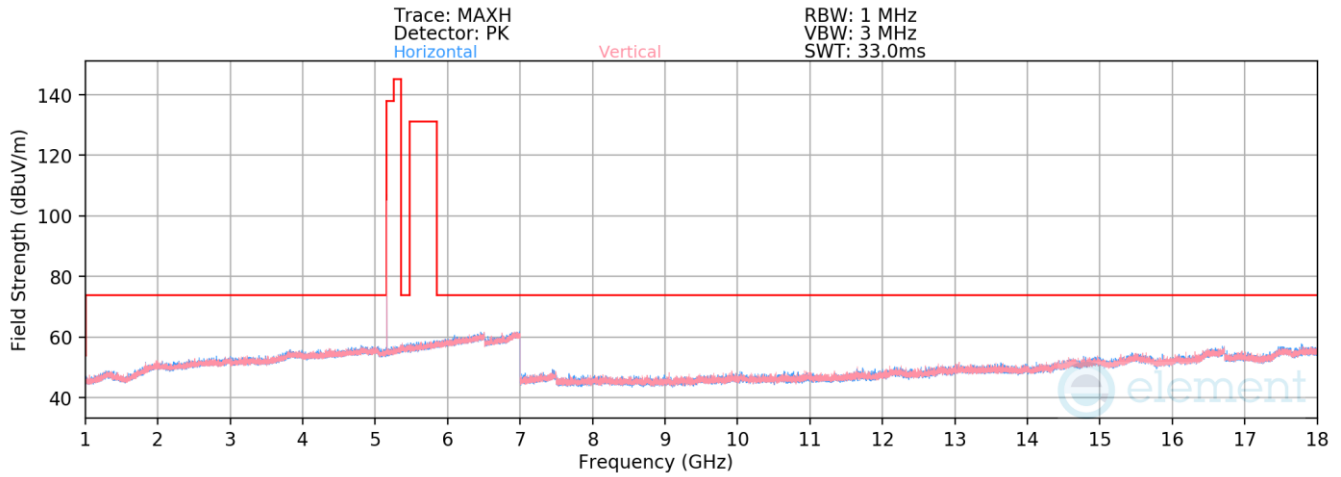
Mode: HDR4
 Data Rate: 4Mbps
 Distance of Measurements: 3 Meters
 Operating Frequency: 5844MHz

Frequency [MHz]	Detector	Ant. Pol. [H/V]	Antenna Height [cm]	Turntable Azimuth [degree]	Analyzer Level [dBm]	AFCL [dB/m]	Field Strength [dBμV/m]	Limit [dBμV/m]	Margin [dB]
* 11688.00	Average	V	-	-	-78.84	9.56	37.72	53.98	-16.26
* 11688.00	Peak	V	-	-	-66.73	9.56	49.83	73.98	-24.15
17532.00	Peak	V	-	-	-67.58	18.80	58.22	68.20	-9.98

Table 7-40. Radiated Spurious Emissions Measurements Antenna WF8

FCC ID: BCGA2836 IC: 579C-A2836		MEASUREMENT REPORT (CERTIFICATION)	Approved by: Technical Manager
Test Report S/N: 1C2311270067-09.BCG	Test Dates: 1/8/2024 - 3/15/2024	EUT Type: Tablet Device	Page 145 of 177

7.6.3 Antenna WF7 Radiated Spurious Emission (1-18GHz)



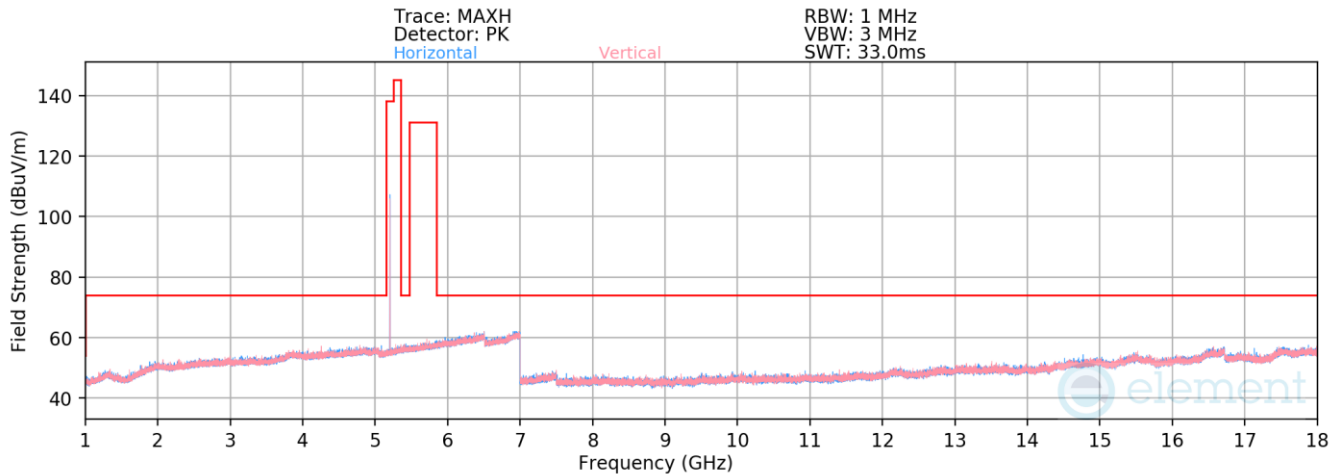
Plot 7-190. Radiated Spurious Emissions 1-18GHz Antenna WF7 (HDR4, ePA – 5162MHz)

Mode: HDR4
 Data Rate: 4Mbps
 Distance of Measurements: 3 Meters
 Operating Frequency: 5162MHz

Frequency [MHz]	Detector	Ant. Pol. [H/V]	Antenna Height [cm]	Turntable Azimuth [degree]	Analyzer Level [dBm]	AFCL [dB/m]	Field Strength [dBμV/m]	Limit [dBμV/m]	Margin [dB]
10324.00	Peak	V	-	-	-66.96	8.38	48.42	68.20	-19.78
* 15486.00	Average	V	-	-	-79.60	13.94	41.34	53.98	-12.64
* 15486.00	Peak	V	-	-	-67.84	13.94	53.10	73.98	-20.88

Table 7-41. Radiated Spurious Emissions Measurements Antenna WF7

FCC ID: BCGA2836 IC: 579C-A2836		MEASUREMENT REPORT (CERTIFICATION)	Approved by: Technical Manager
Test Report S/N: 1C2311270067-09.BCG	Test Dates: 1/8/2024 - 3/15/2024	EUT Type: Tablet Device	Page 146 of 177



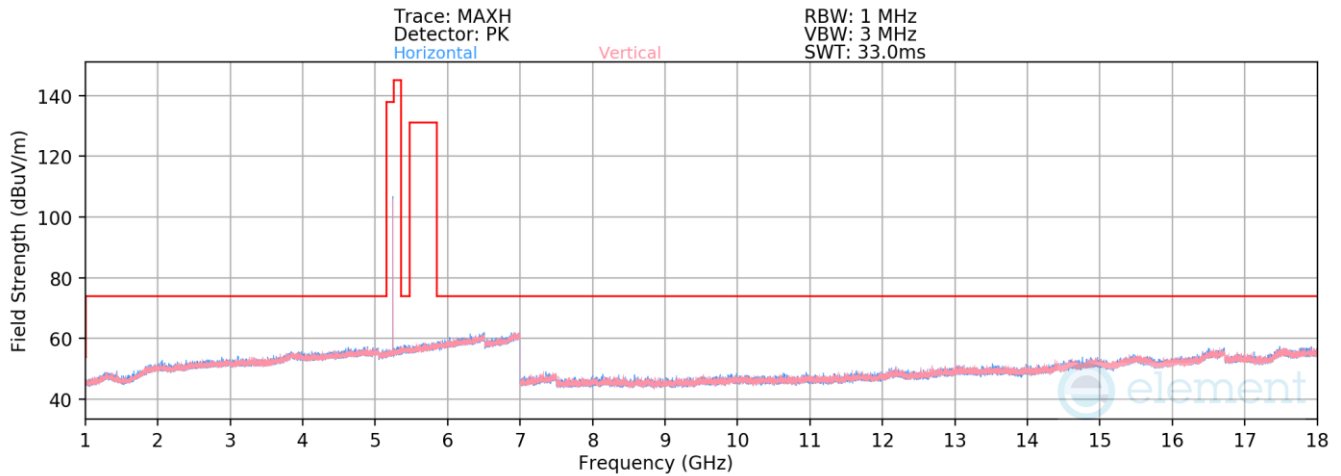
Plot 7-191. Radiated Spurious Emissions 1-18GHz Antenna WF7 (HDR4, ePA – 5204MHz)

Mode: HDR4
 Data Rate: 4Mbps
 Distance of Measurements: 3 Meters
 Operating Frequency: 5204MHz

Frequency [MHz]	Detector	Ant. Pol. [H/V]	Antenna Height [cm]	Turntable Azimuth [degree]	Analyzer Level [dBm]	AFCL [dB/m]	Field Strength [dBμV/m]	Limit [dBμV/m]	Margin [dB]
10408.00	Peak	V	-	-	-67.10	8.41	48.31	68.20	-19.89
* 15612.00	Average	V	-	-	-79.51	13.98	41.47	53.98	-12.51
* 15612.00	Peak	V	-	-	-68.22	13.98	52.76	73.98	-21.22

Table 7-42. Radiated Spurious Emissions Measurements Antenna WF7

FCC ID: BCGA2836 IC: 579C-A2836		MEASUREMENT REPORT (CERTIFICATION)	Approved by: Technical Manager
Test Report S/N: 1C2311270067-09.BCG	Test Dates: 1/8/2024 - 3/15/2024	EUT Type: Tablet Device	Page 147 of 177



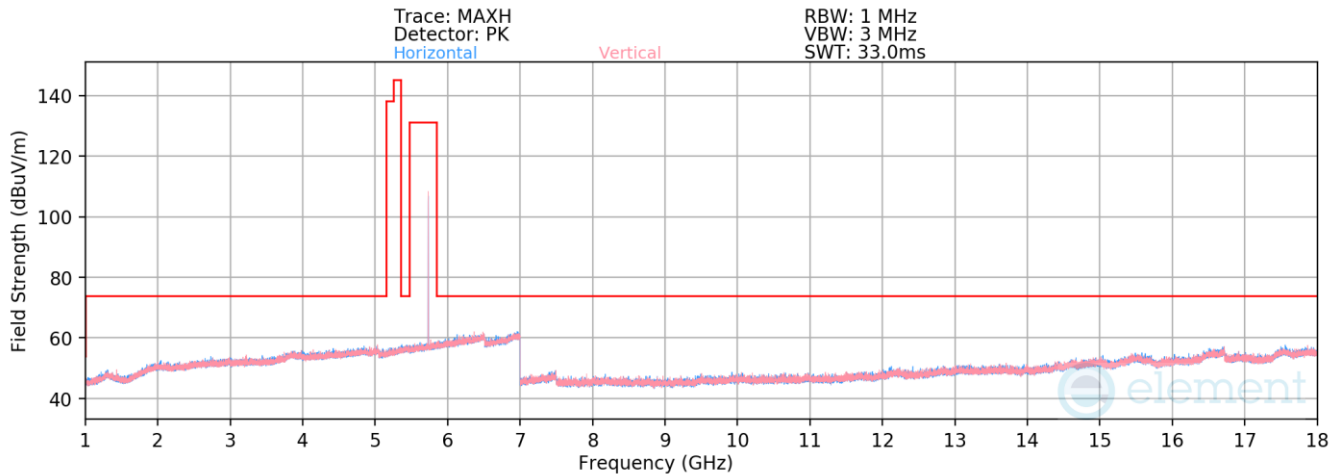
Plot 7-192. Radiated Spurious Emissions 1-18GHz Antenna WF7 (HDR4, ePA – 5245MHz)

Mode: HDR4
 Data Rate: 4Mbps
 Distance of Measurements: 3 Meters
 Operating Frequency: 5245MHz

Frequency [MHz]	Detector	Ant. Pol. [H/V]	Antenna Height [cm]	Turntable Azimuth [degree]	Analyzer Level [dBm]	AFCL [dB/m]	Field Strength [dBμV/m]	Limit [dBμV/m]	Margin [dB]
10490.00	Peak	V	-	-	-67.19	8.43	48.24	68.20	-19.96
* 15735.00	Average	V	-	-	-78.96	13.07	41.11	53.98	-12.87
* 15735.00	Peak	V	-	-	-67.90	13.07	52.17	73.98	-21.81

Table 7-43. Radiated Spurious Emissions Measurements Antenna WF7

FCC ID: BCGA2836 IC: 579C-A2836		MEASUREMENT REPORT (CERTIFICATION)	Approved by: Technical Manager
Test Report S/N: 1C2311270067-09.BCG	Test Dates: 1/8/2024 - 3/15/2024	EUT Type: Tablet Device	Page 148 of 177



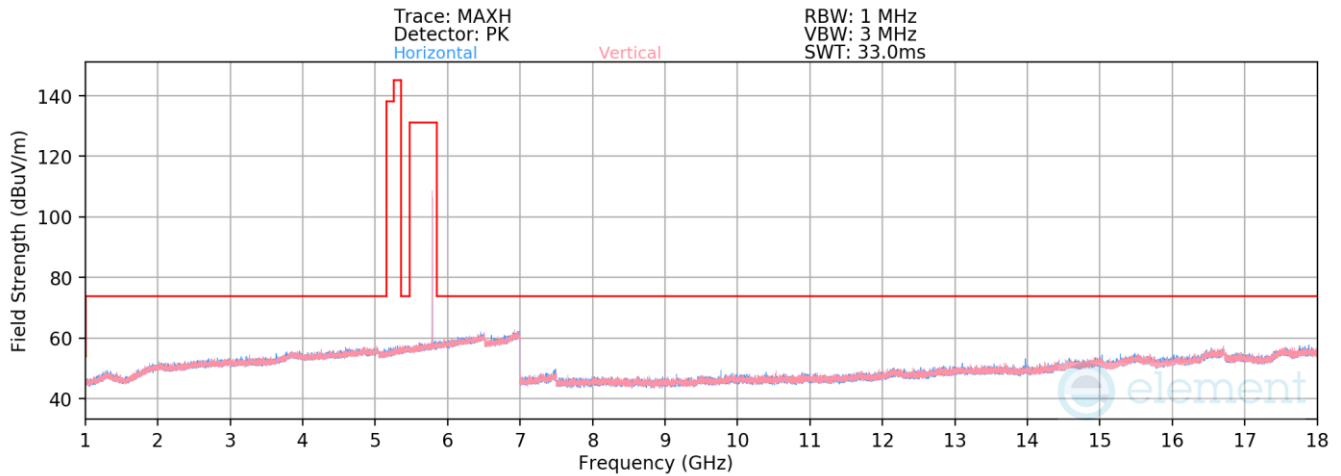
Plot 7-193. Radiated Spurious Emissions 1-18GHz Antenna WF7 (HDR4, ePA – 5733MHz)

Mode: HDR4
 Data Rate: 4Mbps
 Distance of Measurements: 3 Meters
 Operating Frequency: 5733MHz

Frequency [MHz]	Detector	Ant. Pol. [H/V]	Antenna Height [cm]	Turntable Azimuth [degree]	Analyzer Level [dBm]	AFCL [dB/m]	Field Strength [dBμV/m]	Limit [dBμV/m]	Margin [dB]
* 11466.00	Average	V	-	-	-79.36	9.34	36.98	53.98	-17.00
* 11466.00	Peak	V	-	-	-67.93	9.34	48.41	73.98	-25.57
17199.00	Peak	V	-	-	-68.03	16.17	55.14	68.20	-13.06

Table 7-44. Radiated Spurious Emissions Measurements Antenna WF7

FCC ID: BCGA2836 IC: 579C-A2836		MEASUREMENT REPORT (CERTIFICATION)	Approved by: Technical Manager
Test Report S/N: 1C2311270067-09.BCG	Test Dates: 1/8/2024 - 3/15/2024	EUT Type: Tablet Device	Page 149 of 177



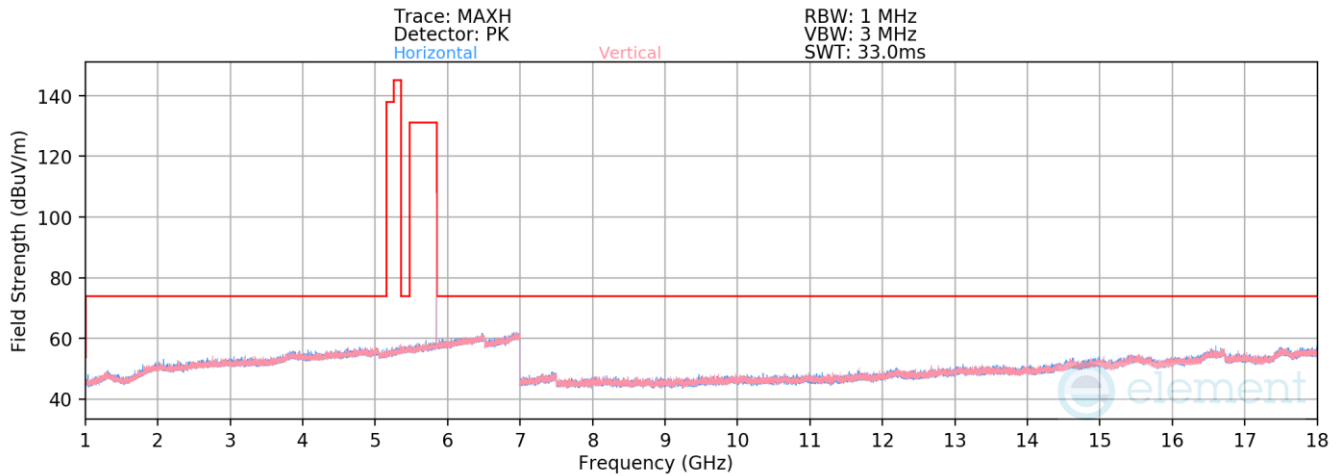
Plot 7-194. Radiated Spurious Emissions 1-18GHz Antenna WF7 (HDR4, ePA – 5789MHz)

Mode: HDR4
 Data Rate: 4Mbps
 Distance of Measurements: 3 Meters
 Operating Frequency: 5789MHz

Frequency [MHz]	Detector	Ant. Pol. [H/V]	Antenna Height [cm]	Turntable Azimuth [degree]	Analyzer Level [dBm]	AFCL [dB/m]	Field Strength [dBμV/m]	Limit [dBμV/m]	Margin [dB]
* 11578.00	Average	V	-	-	-79.12	9.31	37.19	53.98	-16.79
* 11578.00	Peak	V	-	-	-67.26	9.31	49.05	73.98	-24.93
17367.00	Peak	V	-	-	-68.71	17.30	55.59	68.20	-12.61

Table 7-45. Radiated Spurious Emissions Measurements Antenna WF7

FCC ID: BCGA2836 IC: 579C-A2836		MEASUREMENT REPORT (CERTIFICATION)	Approved by: Technical Manager
Test Report S/N: 1C2311270067-09.BCG	Test Dates: 1/8/2024 - 3/15/2024	EUT Type: Tablet Device	Page 150 of 177



Plot 7-195. Radiated Spurious Emissions 1-18GHz Antenna WF7 (HDR4, ePA – 5844MHz)

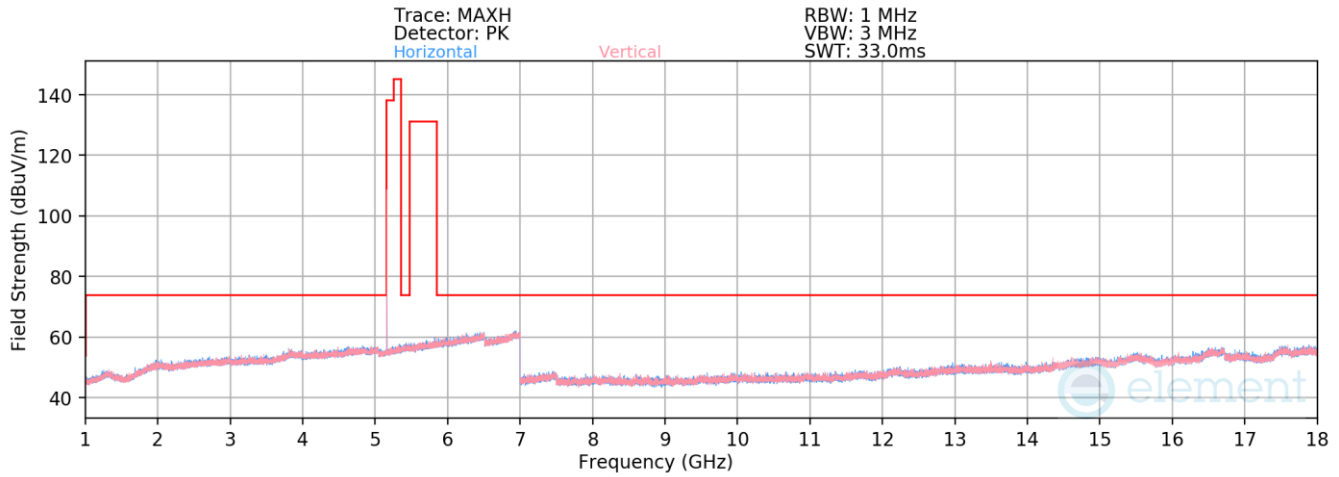
Mode: HDR4
 Data Rate: 4Mbps
 Distance of Measurements: 3 Meters
 Operating Frequency: 5844MHz

Frequency [MHz]	Detector	Ant. Pol. [H/V]	Antenna Height [cm]	Turntable Azimuth [degree]	Analyzer Level [dBm]	AFCL [dB/m]	Field Strength [dBμV/m]	Limit [dBμV/m]	Margin [dB]
* 11688.00	Average	V	-	-	-78.95	9.56	37.61	53.98	-16.37
* 11688.00	Peak	V	-	-	-67.52	9.56	49.04	73.98	-24.94
17532.00	Peak	V	-	-	-67.96	18.80	57.84	68.20	-10.36

Table 7-46. Radiated Spurious Emissions Measurements Antenna WF7

FCC ID: BCGA2836 IC: 579C-A2836		MEASUREMENT REPORT (CERTIFICATION)	Approved by: Technical Manager
Test Report S/N: 1C2311270067-09.BCG	Test Dates: 1/8/2024 - 3/15/2024	EUT Type: Tablet Device	Page 151 of 177

7.6.4 TxBF Radiated Spurious Emission (Above 1GHz)



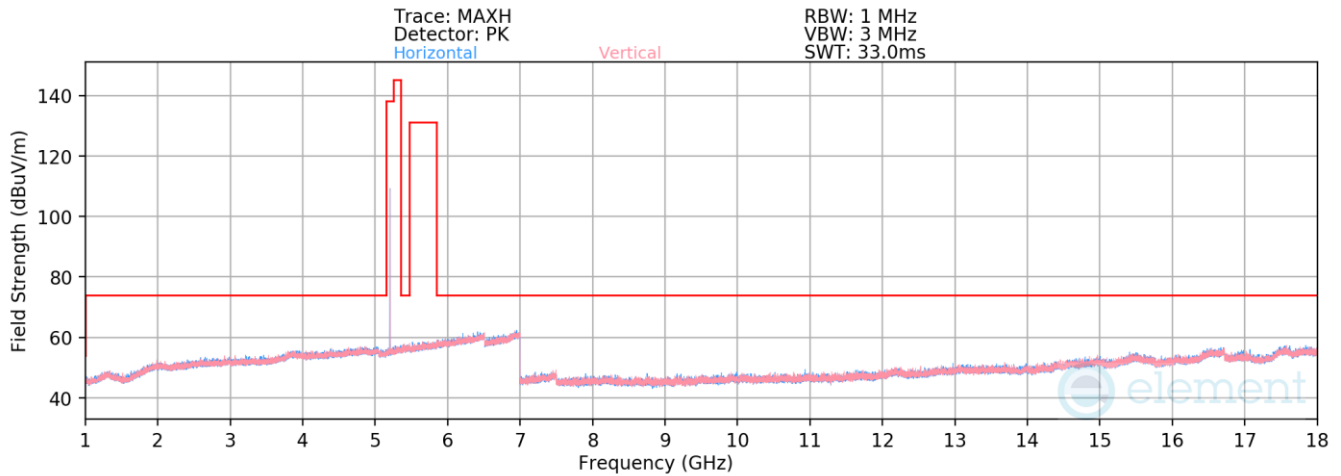
Plot 7-196. Radiated Spurious Emissions 1-18GHz TxBF (HDR4, ePA – 5162MHz)

Mode:	HDR4
Data Rate:	4Mbps
Distance of Measurements:	3 Meters
Operating Frequency:	5162MHz

Frequency [MHz]	Detector	Ant. Pol. [H/V]	Antenna Height [cm]	Turntable Azimuth [degree]	Analyzer Level [dBm]	AFCL [dB/m]	Field Strength [dBμV/m]	Limit [dBμV/m]	Margin [dB]
10324.00	Peak	V	-	-	-66.80	8.38	48.58	68.20	-19.62
* 15486.00	Average	V	-	-	-79.35	13.94	41.59	53.98	-12.39
* 15486.00	Peak	V	-	-	-67.89	13.94	53.05	73.98	-20.93

Table 7-47. Radiated Spurious Emissions Measurements TxBF

FCC ID: BCGA2836 IC: 579C-A2836		MEASUREMENT REPORT (CERTIFICATION)	Approved by: Technical Manager
Test Report S/N: 1C2311270067-09.BCG	Test Dates: 1/8/2024 - 3/15/2024	EUT Type: Tablet Device	Page 152 of 177



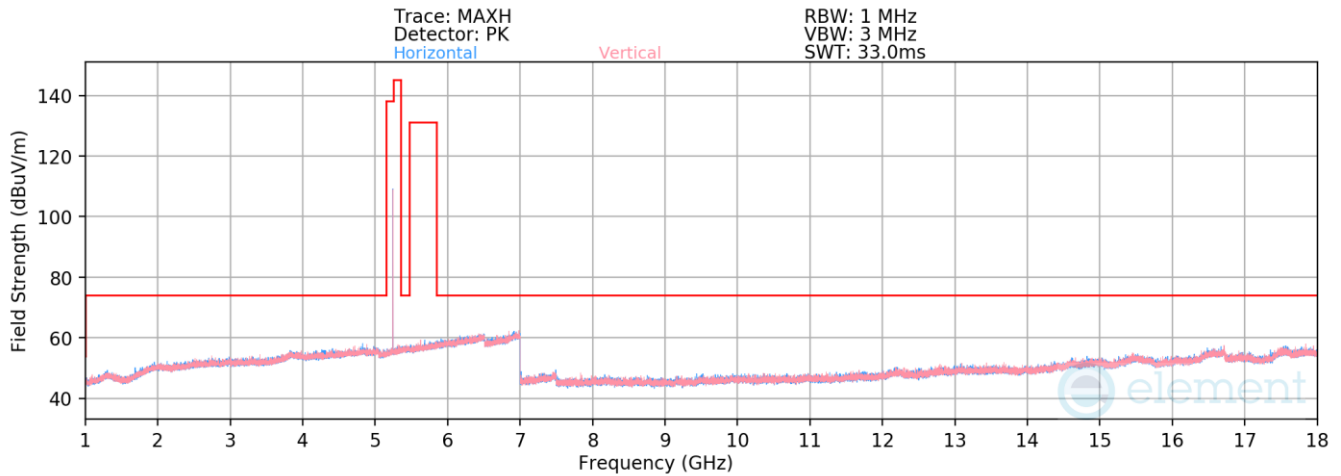
Plot 7-197. Radiated Spurious Emissions 1-18GHz TxBF (HDR4, ePA – 5204MHz)

Mode: HDR4
 Data Rate: 4Mbps
 Distance of Measurements: 3 Meters
 Operating Frequency: 5204MHz

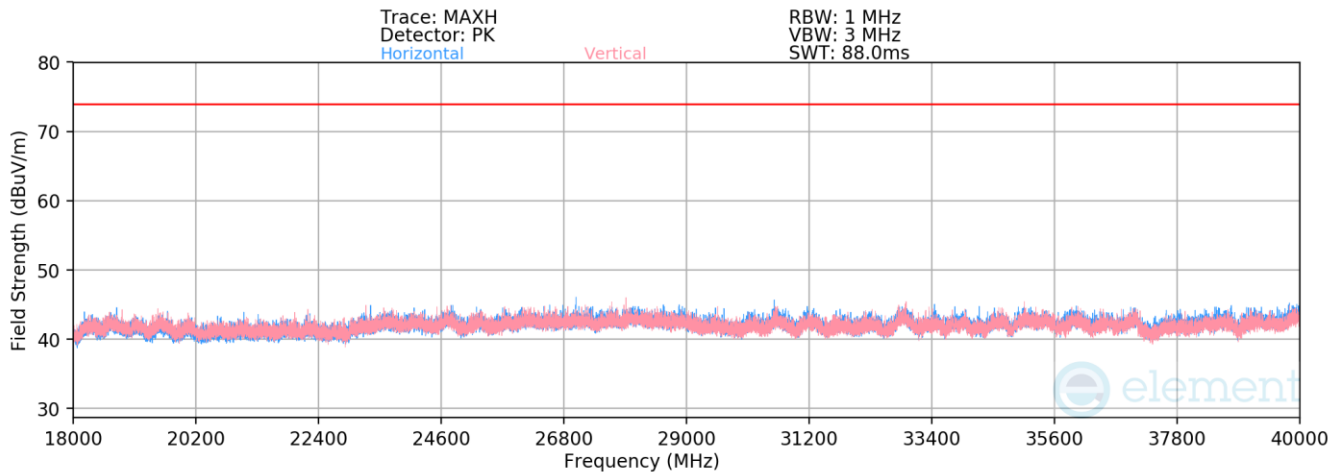
Frequency [MHz]	Detector	Ant. Pol. [H/V]	Antenna Height [cm]	Turntable Azimuth [degree]	Analyzer Level [dBm]	AFCL [dB/m]	Field Strength [dB μ V/m]	Limit [dB μ V/m]	Margin [dB]
10408.00	Peak	V	-	-	-67.37	8.41	48.04	68.20	-20.16
* 15612.00	Average	V	-	-	-79.32	13.98	41.66	53.98	-12.32
* 15612.00	Peak	V	-	-	-68.24	13.98	52.74	73.98	-21.24

Table 7-48. Radiated Spurious Emissions Measurements TxBF

FCC ID: BCGA2836 IC: 579C-A2836		MEASUREMENT REPORT (CERTIFICATION)	Approved by: Technical Manager
Test Report S/N: 1C2311270067-09.BCG	Test Dates: 1/8/2024 - 3/15/2024	EUT Type: Tablet Device	Page 153 of 177



Plot 7-198. Radiated Spurious Emissions 1-18GHz TxBF (HDR4, ePA – 5245MHz)



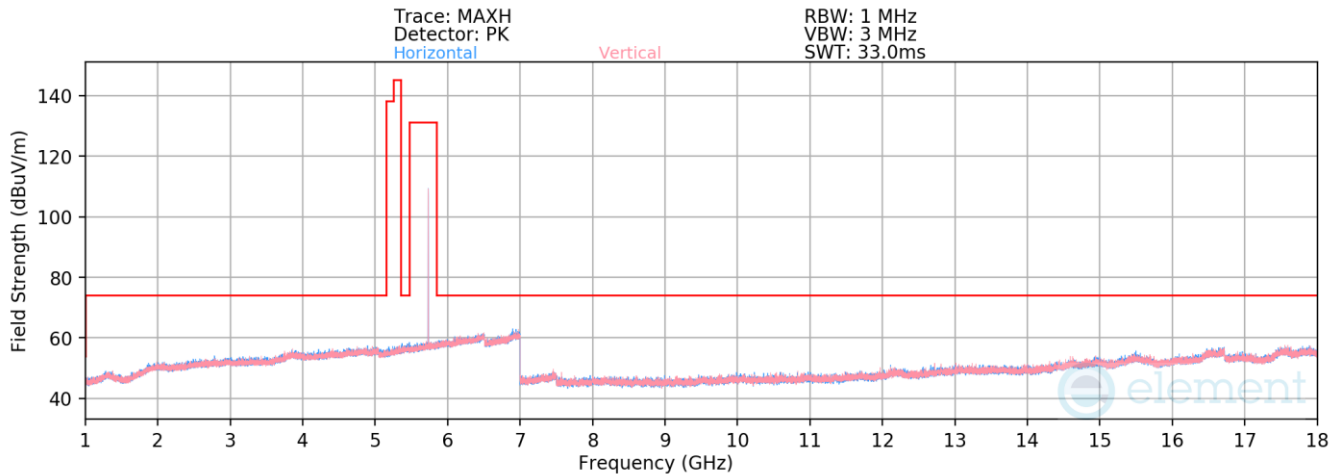
Plot 7-199. Radiated Spurious Emissions Above 18GHz TxBF (HDR4, ePA – 5245MHz)

Mode: HDR4
 Data Rate: 4Mbps
 Distance of Measurements: 3 Meters
 Operating Frequency: 5245MHz

Frequency [MHz]	Detector	Ant. Pol. [H/V]	Antenna Height [cm]	Turntable Azimuth [degree]	Analyzer Level [dBm]	AFCL [dB/m]	Field Strength [dBμV/m]	Limit [dBμV/m]	Margin [dB]
10490.00	Peak	V	-	-	-67.32	8.43	48.11	68.20	-20.09
* 15735.00	Average	V	-	-	-79.18	13.07	40.89	53.98	-13.09
* 15735.00	Peak	V	-	-	-67.04	13.07	53.03	73.98	-20.95

Table 7-49. Radiated Spurious Emissions Measurements TxBF

FCC ID: BCGA2836 IC: 579C-A2836		MEASUREMENT REPORT (CERTIFICATION)	Approved by: Technical Manager
Test Report S/N: 1C2311270067-09.BCG	Test Dates: 1/8/2024 - 3/15/2024	EUT Type: Tablet Device	Page 154 of 177



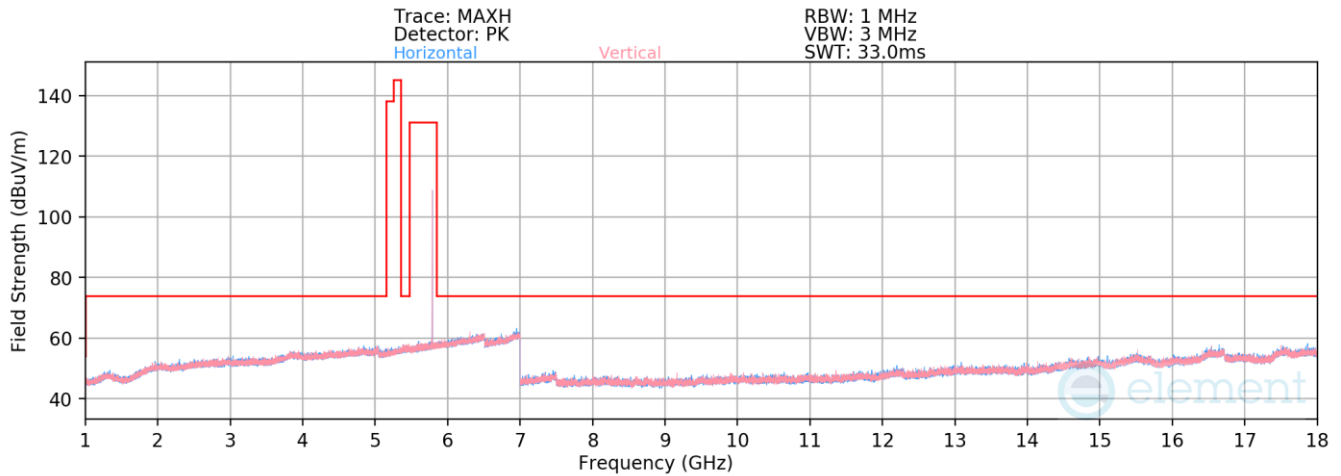
Plot 7-200. Radiated Spurious Emissions 1-18GHz TxBF (HDR4, ePA – 5733MHz)

Mode: HDR4
 Data Rate: 4Mbps
 Distance of Measurements: 3 Meters
 Operating Frequency: 5733MHz

Frequency [MHz]	Detector	Ant. Pol. [H/V]	Antenna Height [cm]	Turntable Azimuth [degree]	Analyzer Level [dBm]	AFCL [dB/m]	Field Strength [dB μ V/m]	Limit [dB μ V/m]	Margin [dB]
* 11466.00	Average	V	-	-	-79.32	9.34	37.02	53.98	-16.96
* 11466.00	Peak	V	-	-	-67.89	9.34	48.45	73.98	-25.53
17199.00	Peak	V	-	-	-68.34	16.17	54.83	68.20	-13.37

Table 7-50. Radiated Spurious Emissions Measurements TxBF

FCC ID: BCGA2836 IC: 579C-A2836		MEASUREMENT REPORT (CERTIFICATION)	Approved by: Technical Manager
Test Report S/N: 1C2311270067-09.BCG	Test Dates: 1/8/2024 - 3/15/2024	EUT Type: Tablet Device	Page 155 of 177



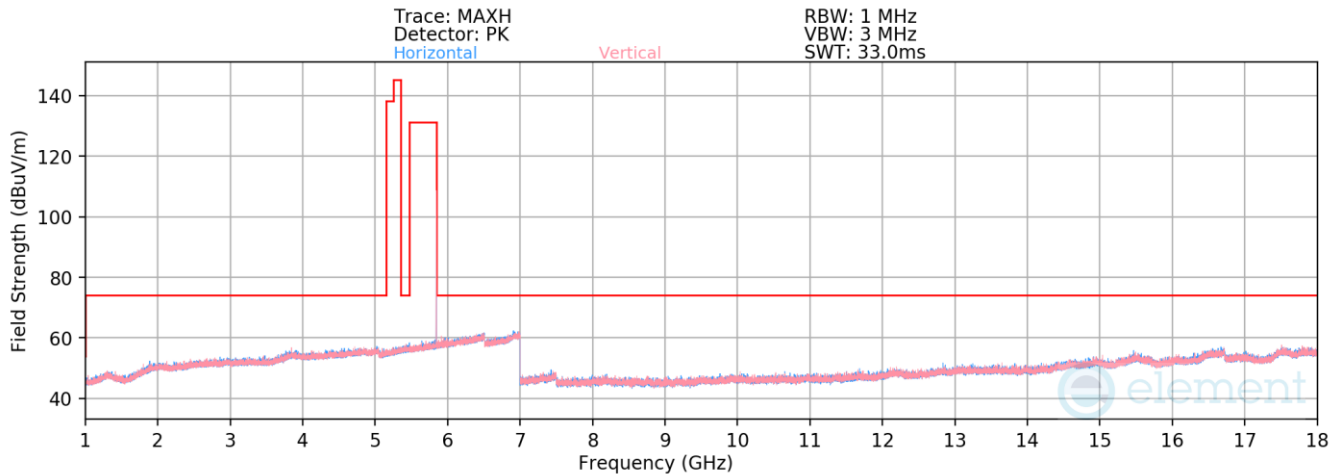
Plot 7-201. Radiated Spurious Emissions 1-18GHz TxBF (HDR4, ePA – 5789MHz)

Mode: HDR4
 Data Rate: 4Mbps
 Distance of Measurements: 3 Meters
 Operating Frequency: 5789MHz

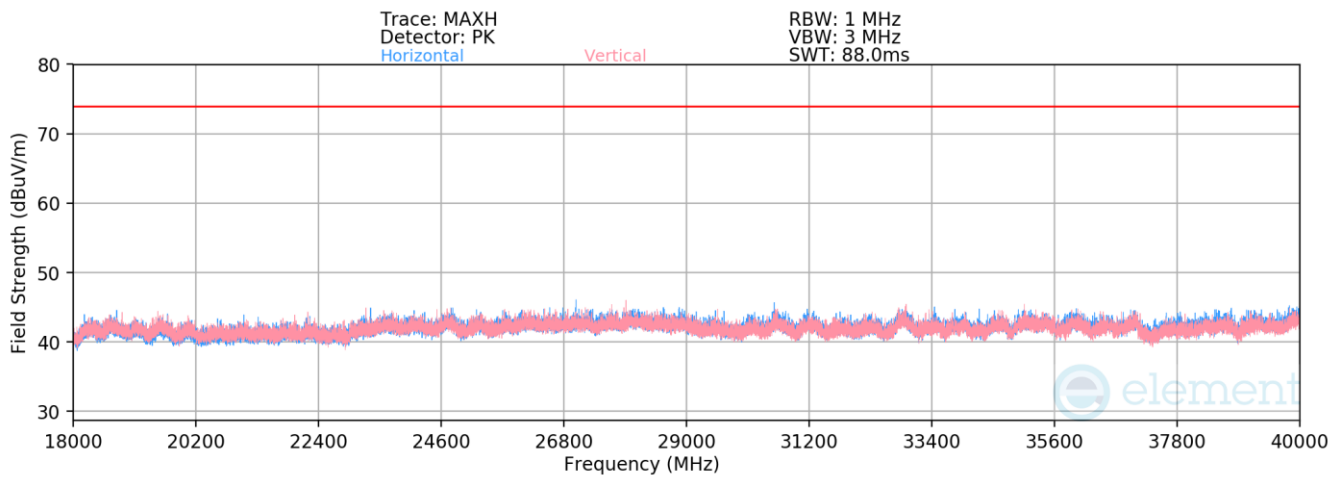
Frequency [MHz]	Detector	Ant. Pol. [H/V]	Antenna Height [cm]	Turntable Azimuth [degree]	Analyzer Level [dBm]	AFCL [dB/m]	Field Strength [dBμV/m]	Limit [dBμV/m]	Margin [dB]
* 11578.00	Average	V	-	-	-79.01	9.31	37.30	53.98	-16.68
* 11578.00	Peak	V	-	-	-67.48	9.31	48.83	73.98	-25.15
17367.00	Peak	V	-	-	-67.39	17.30	56.91	68.20	-11.29

Table 7-51. Radiated Spurious Emissions Measurements TxBF

FCC ID: BCGA2836 IC: 579C-A2836		MEASUREMENT REPORT (CERTIFICATION)	Approved by: Technical Manager
Test Report S/N: 1C2311270067-09.BCG	Test Dates: 1/8/2024 - 3/15/2024	EUT Type: Tablet Device	Page 156 of 177



Plot 7-202. Radiated Spurious Emissions 1-18GHz TxBF (HDR4, ePA – 5844MHz)



Plot 7-203. Radiated Spurious Emissions Above 18GHz TxBF (HDR4, ePA – 5844MHz)

Mode: HDR4
 Data Rate: 4Mbps
 Distance of Measurements: 3 Meters
 Operating Frequency: 5844MHz

Frequency [MHz]	Detector	Ant. Pol. [H/V]	Antenna Height [cm]	Turntable Azimuth [degree]	Analyzer Level [dBm]	AFCL [dB/m]	Field Strength [dB μ V/m]	Limit [dB μ V/m]	Margin [dB]
* 11688.00	Average	V	-	-	-78.82	9.56	37.74	53.98	-16.24
* 11688.00	Peak	V	-	-	-67.12	9.56	49.44	73.98	-24.54
17532.00	Peak	V	-	-	-67.74	18.80	58.06	68.20	-10.14

Table 7-52. Radiated Spurious Emissions Measurements TxBF

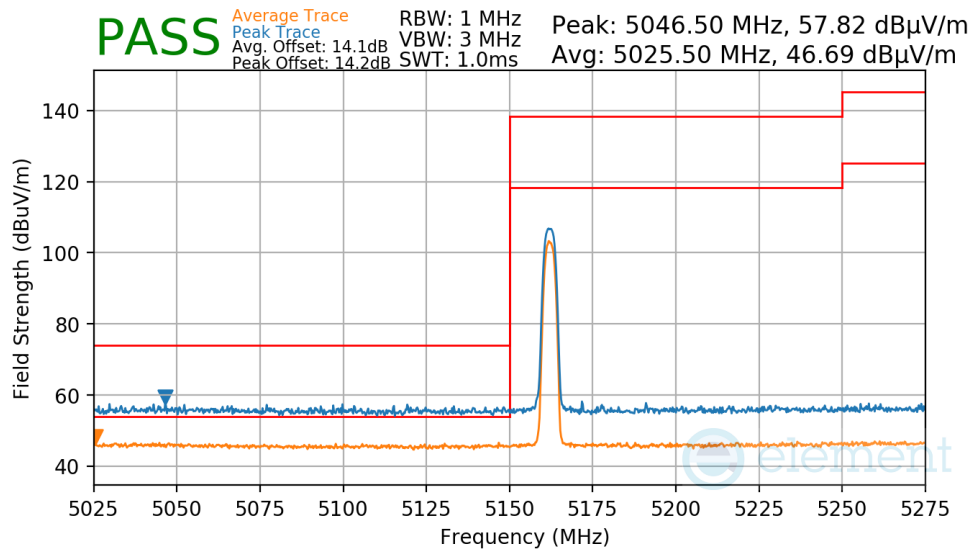
FCC ID: BCGA2836 IC: 579C-A2836		MEASUREMENT REPORT (CERTIFICATION)	Approved by: Technical Manager
Test Report S/N: 1C2311270067-09.BCG	Test Dates: 1/8/2024 - 3/15/2024	EUT Type: Tablet Device	Page 157 of 177

7.6.5 Radiated Band Edge Measurements

§15.407(b.1) §15.205 §15.209; RSS-Gen [8.9]

Antenna WF5B

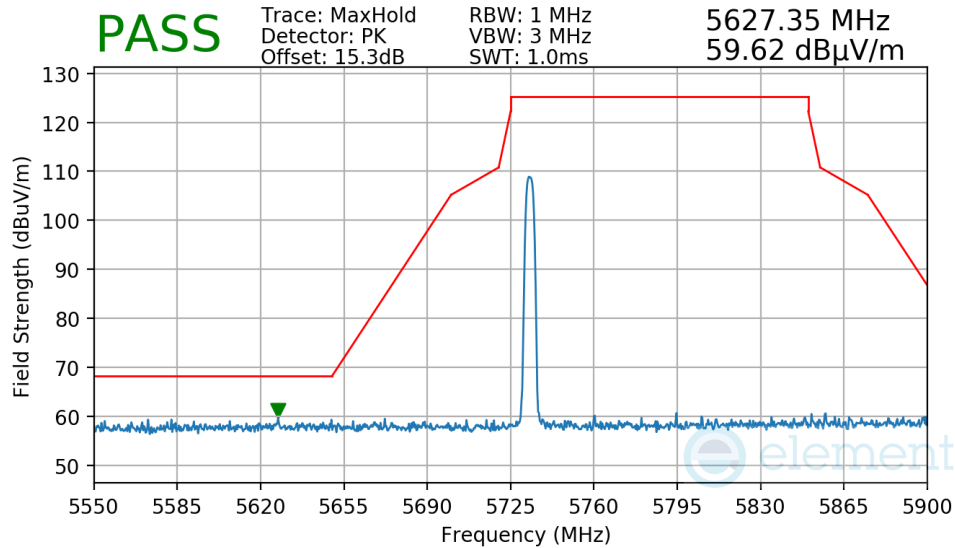
Mode: HDR4
 Power Scheme: ePA
 Measurement Distance: 3 Meters
 Operating Frequency: 5162MHz



Plot 7-204. Radiated Lower Band Edge Measurement Antenna WF5B

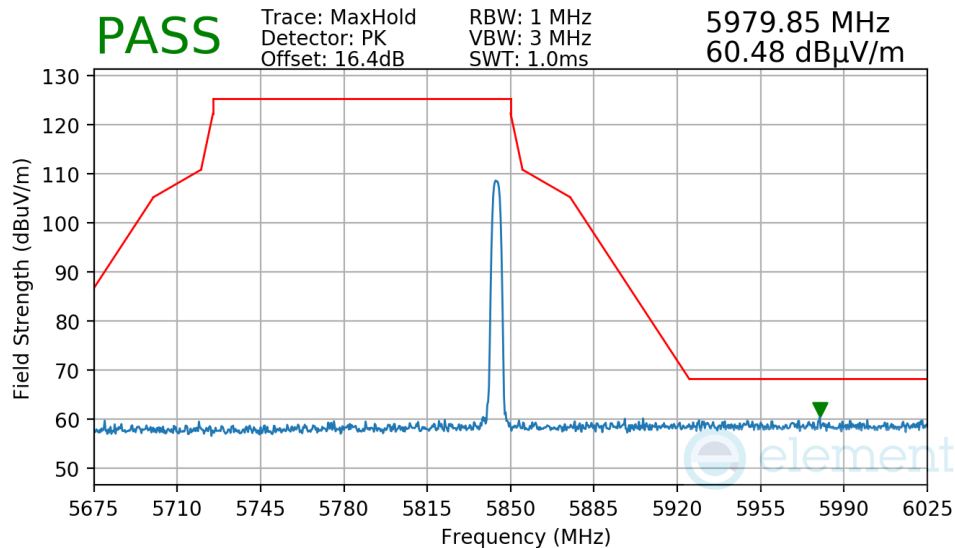
FCC ID: BCGA2836 IC: 579C-A2836		MEASUREMENT REPORT (CERTIFICATION)	Approved by: Technical Manager
Test Report S/N: 1C2311270067-09.BCG	Test Dates: 1/8/2024 - 3/15/2024	EUT Type: Tablet Device	Page 158 of 177

Mode: HDR4
 Power Scheme: ePA
 Measurement Distance: 3 Meters
 Operating Frequency: 5733MHz



Plot 7-205. Radiated Lower Band Edge Measurement Antenna WF5B

Mode: HDR4
 Measurement Distance: 3 Meters
 Power Scheme: ePA
 Operating Frequency: 5844MHz



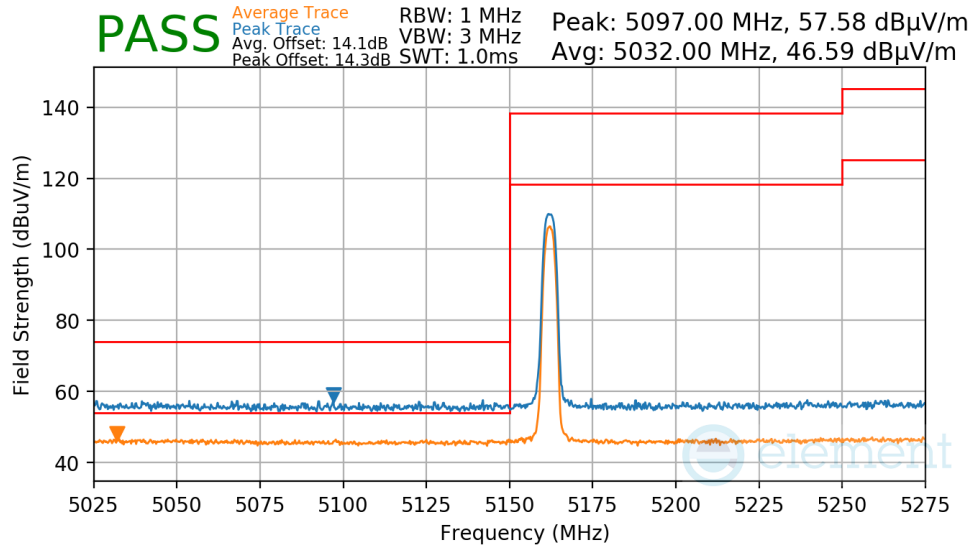
Plot 7-206. Radiated Upper Band Edge Measurement Antenna WF5B

FCC ID: BCGA2836 IC: 579C-A2836		MEASUREMENT REPORT (CERTIFICATION)	Approved by: Technical Manager
Test Report S/N: 1C2311270067-09.BCG	Test Dates: 1/8/2024 - 3/15/2024	EUT Type: Tablet Device	Page 159 of 177

Radiated Band Edge Measurements
§15.407(b.1) §15.205 §15.209; RSS-Gen [8.9]

Antenna WF8

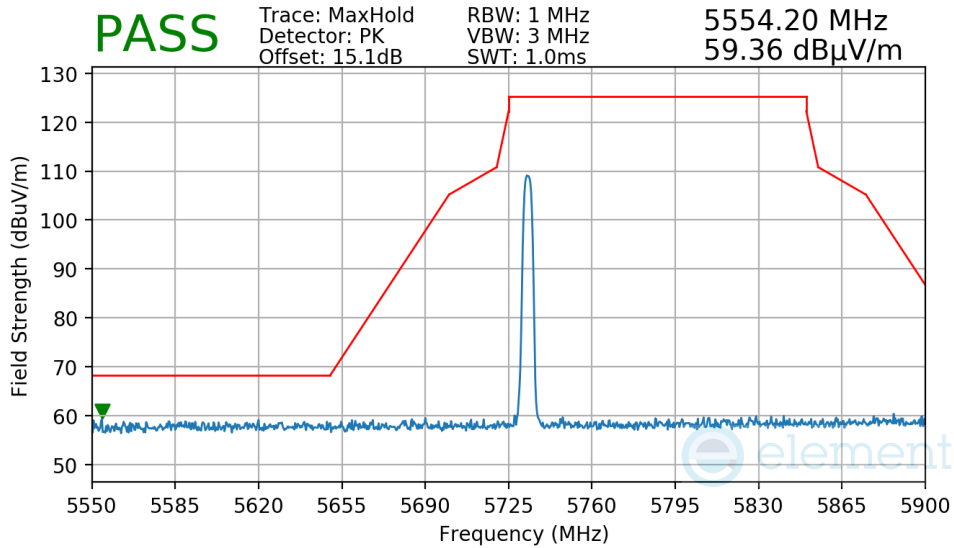
Mode: HDR4
 Power Scheme: ePA
 Measurement Distance: 3 Meters
 Operating Frequency: 5162MHz



Plot 7-207. Radiated Lower Band Edge Measurement Antenna WF8

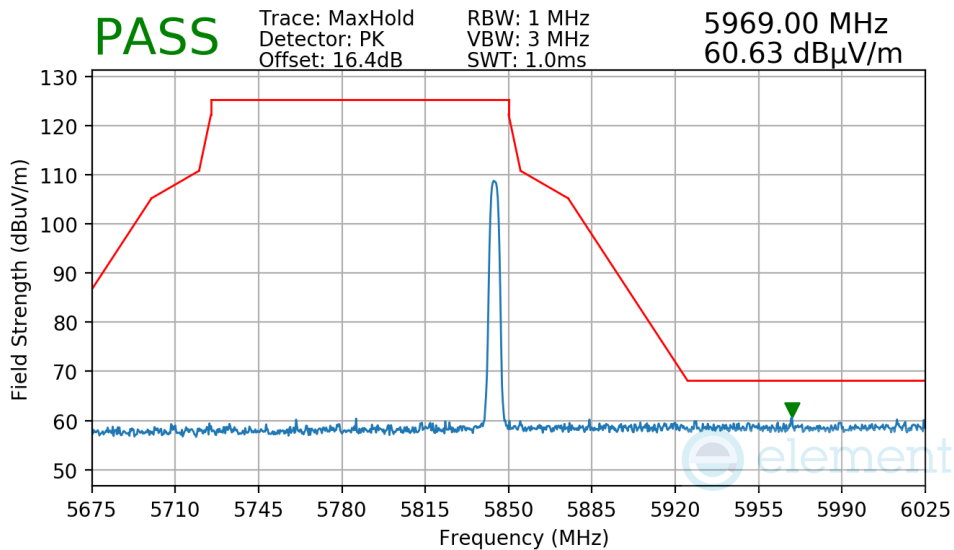
FCC ID: BCGA2836 IC: 579C-A2836		MEASUREMENT REPORT (CERTIFICATION)	Approved by: Technical Manager
Test Report S/N: 1C2311270067-09.BCG	Test Dates: 1/8/2024 - 3/15/2024	EUT Type: Tablet Device	Page 160 of 177

Mode: HDR4
 Power Scheme: ePA
 Measurement Distance: 3 Meters
 Operating Frequency: 5733MHz



Plot 7-208. Radiated Lower Band Edge Measurement Antenna WF8

Mode: HDR4
 Power Scheme: ePA
 Measurement Distance: 3 Meters
 Operating Frequency: 5844MHz



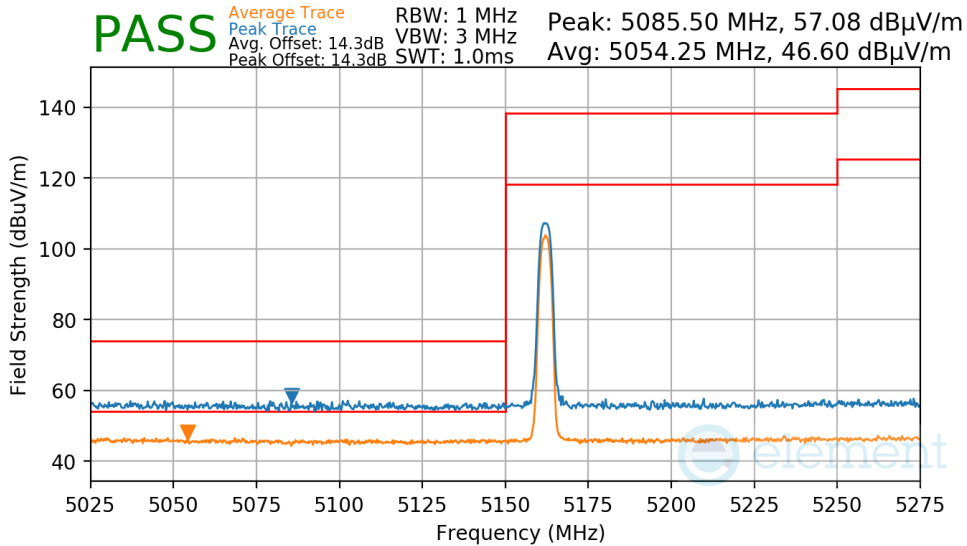
Plot 7-209. Radiated Upper Band Edge Measurement Antenna WF8

FCC ID: BCGA2836 IC: 579C-A2836		MEASUREMENT REPORT (CERTIFICATION)	Approved by: Technical Manager
Test Report S/N: 1C2311270067-09.BCG	Test Dates: 1/8/2024 - 3/15/2024	EUT Type: Tablet Device	Page 161 of 177

Radiated Band Edge Measurements
§15.407(b.1) §15.205 §15.209; RSS-Gen [8.9]

Antenna WF7

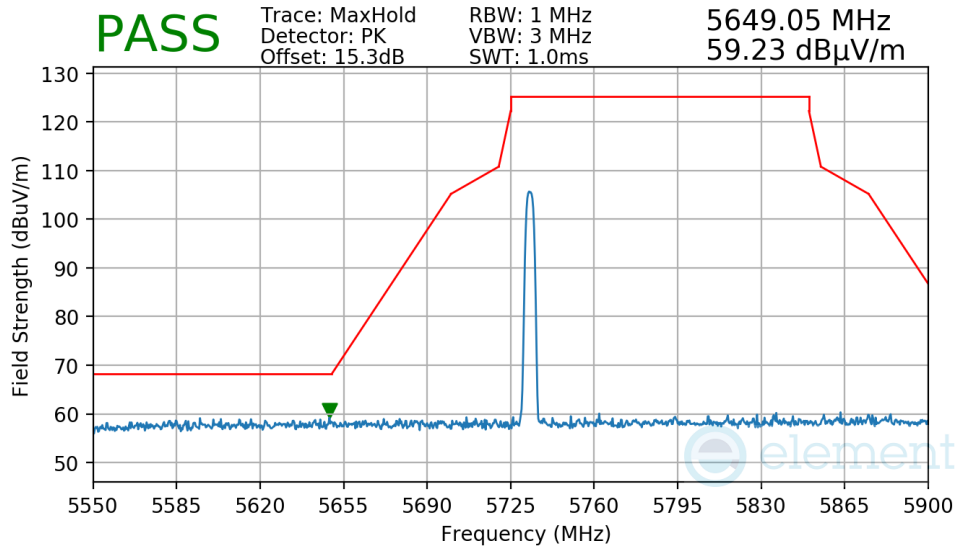
Mode: HDR4
 Power Scheme: ePA
 Measurement Distance: 3 Meters
 Operating Frequency: 5162MHz



Plot 7-210. Radiated Lower Band Edge Measurement Antenna WF7

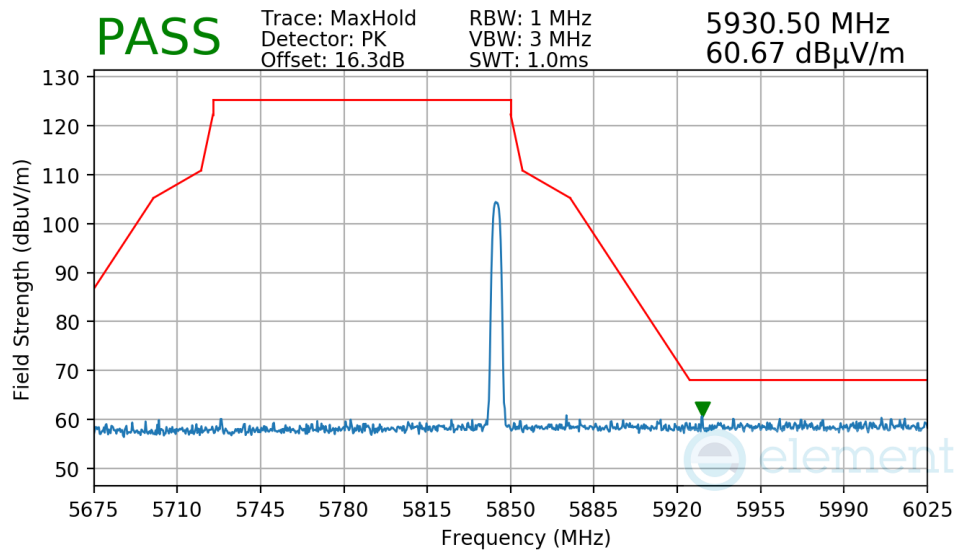
FCC ID: BCGA2836 IC: 579C-A2836		MEASUREMENT REPORT (CERTIFICATION)	Approved by: Technical Manager
Test Report S/N: 1C2311270067-09.BCG	Test Dates: 1/8/2024 - 3/15/2024	EUT Type: Tablet Device	Page 162 of 177

Mode: HDR4
 Power Scheme: ePA
 Measurement Distance: 3 Meters
 Operating Frequency: 5733MHz



Plot 7-211. Radiated Lower Band Edge Measurement Antenna WF7

Mode: HDR4
 Power Scheme: ePA
 Measurement Distance: 3 Meters
 Operating Frequency: 5844MHz



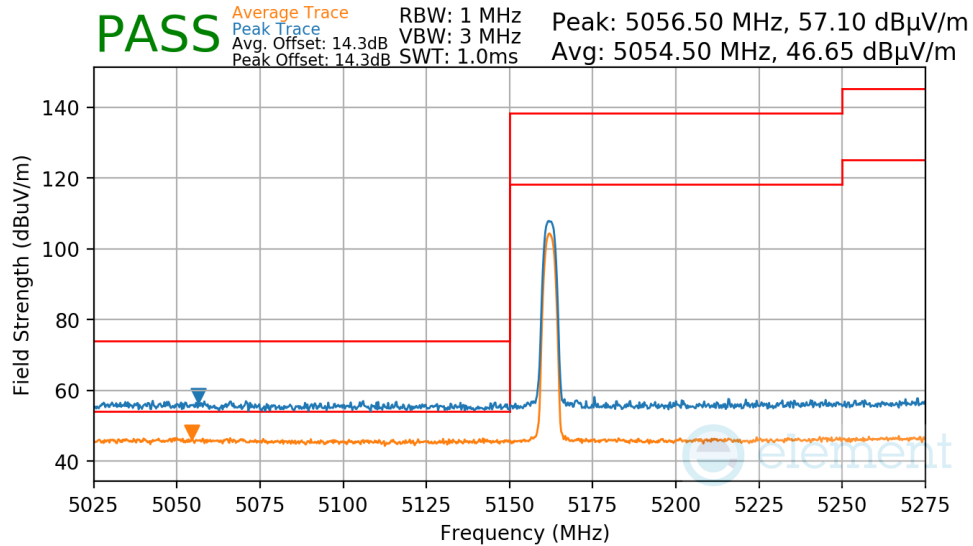
Plot 7-212. Radiated Upper Band Edge Measurement Antenna WF7

FCC ID: BCGA2836 IC: 579C-A2836		MEASUREMENT REPORT (CERTIFICATION)	Approved by: Technical Manager
Test Report S/N: 1C2311270067-09.BCG	Test Dates: 1/8/2024 - 3/15/2024	EUT Type: Tablet Device	Page 163 of 177

Radiated Band Edge Measurements
§15.407(b.1) §15.205 §15.209; RSS-Gen [8.9]

Antenna TxBF

Mode: HDR4
 Power Scheme: ePA
 Measurement Distance: 3 Meters
 Operating Frequency: 5162MHz



Plot 7-213. Radiated Lower Band Edge Measurement TxBF

FCC ID: BCGA2836 IC: 579C-A2836		MEASUREMENT REPORT (CERTIFICATION)	Approved by: Technical Manager
Test Report S/N: 1C2311270067-09.BCG	Test Dates: 1/8/2024 - 3/15/2024	EUT Type: Tablet Device	Page 164 of 177