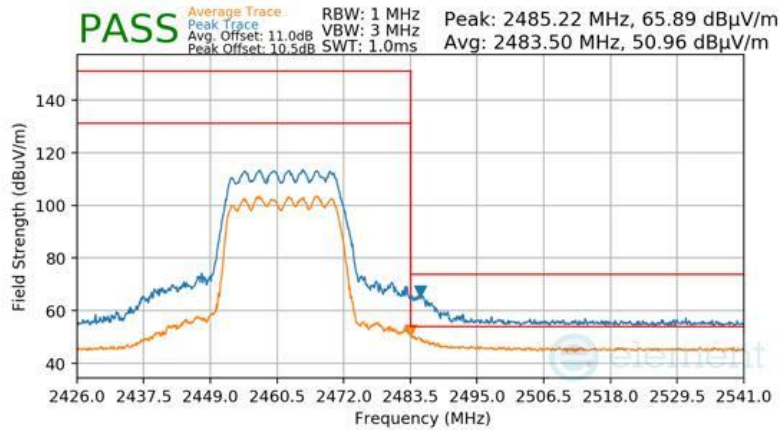
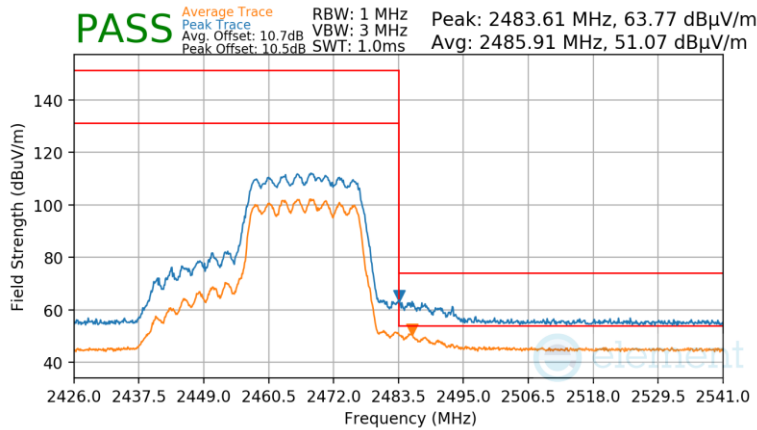


Mode	802.11ax-SU
Data Rate	MCS9
Distance of Measurement	3 Meters
Operating Frequency	2462MHz
Channel	11



Plot 7-886 Radiated Restricted Upper Band Edge Measurement CDD Primary

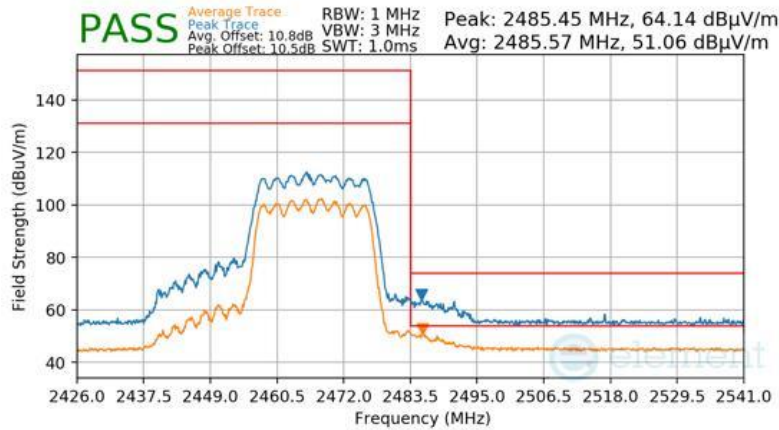
Mode	802.11ax-SU
Data Rate	MCS2
Distance of Measurement	3 Meters
Operating Frequency	2467MHz
Channel	12



Plot 7-887 Radiated Restricted Upper Band Edge Measurement CDD Primary

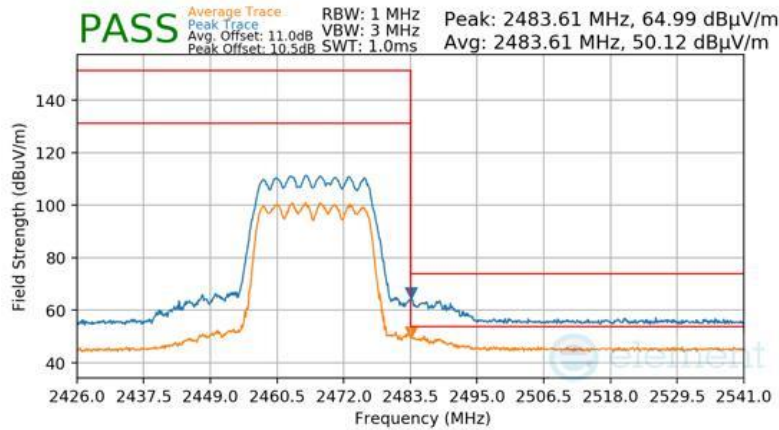
FCC ID: BCGA2836 IC: 579C-A2836		MEASUREMENT REPORT (CERTIFICATION)	Approved by: Technical Manager
Test Report S/N: 1C2311270067-03.BCG	Test Dates: 1/8/2024 - 3/15/2024	EUT Type: Tablet Device	Page 527 of 583

**Mode** 802.11ax-SU  
**Data Rate** MCS4  
**Distance of Measurement** 3 Meters  
**Operating Frequency** 2467MHz  
**Channel** 12



Plot 7-888 Radiated Restricted Upper Band Edge Measurement CDD Primary

**Mode** 802.11ax-SU  
**Data Rate** MCS9  
**Distance of Measurement** 3 Meters  
**Operating Frequency** 2467MHz  
**Channel** 12

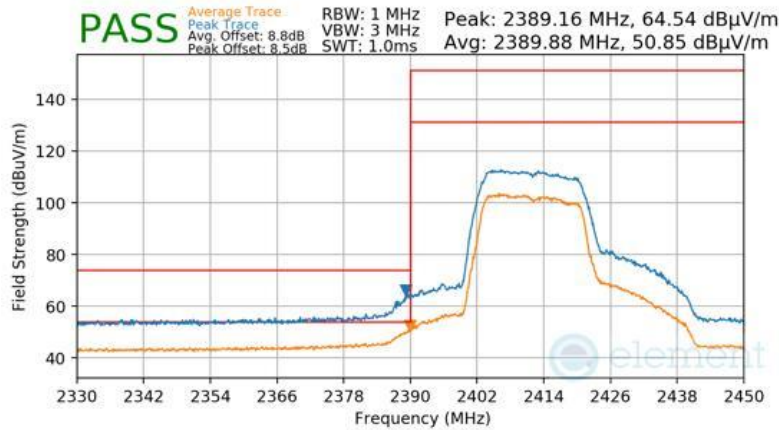


Plot 7-889 Radiated Restricted Upper Band Edge Measurement CDD Primary

FCC ID: BCGA2836 IC: 579C-A2836		MEASUREMENT REPORT (CERTIFICATION)	Approved by: Technical Manager
Test Report S/N: 1C2311270067-03.BCG	Test Dates: 1/8/2024 - 3/15/2024	EUT Type: Tablet Device	Page 528 of 583

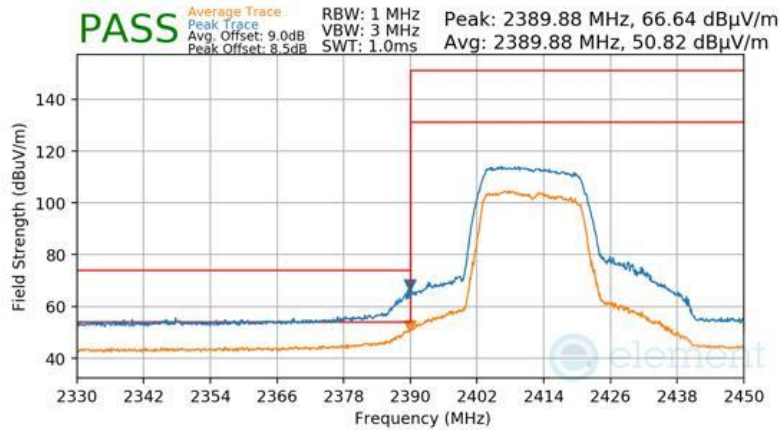
### 7.7.10 CDD Diversity Radiated Restricted Band Edge Measurements §15.205 §15.209; RSS-Gen [8.9]

Mode	802.11n
Data Rate	MCS10
Distance of Measurement	3 Meters
Operating Frequency	2412MHz
Channel	1



Plot 7-890 Radiated Restricted Lower Band Edge Measurement CDD Diversity

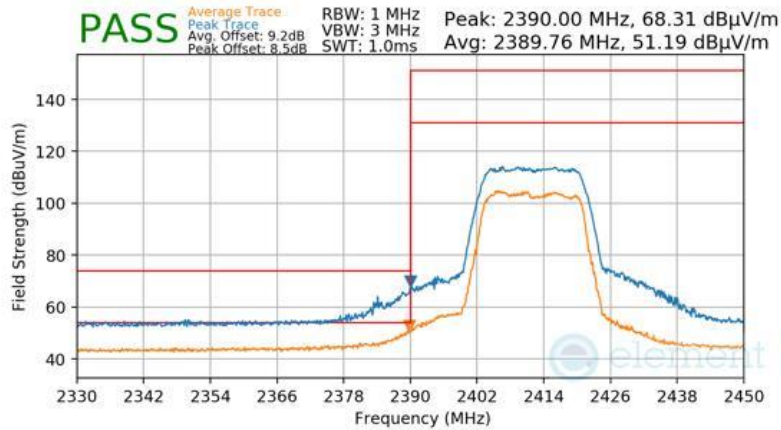
Mode	802.11n
Data Rate	MCS12
Distance of Measurement	3 Meters
Operating Frequency	2412MHz
Channel	1



Plot 7-891 Radiated Restricted Lower Band Edge Measurement CDD Diversity

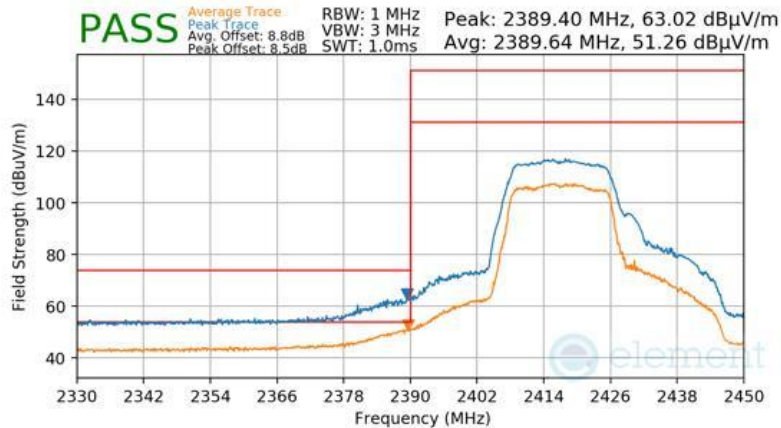
FCC ID: BCGA2836 IC: 579C-A2836		MEASUREMENT REPORT (CERTIFICATION)	Approved by: Technical Manager
Test Report S/N: 1C2311270067-03.BCG	Test Dates: 1/8/2024 - 3/15/2024	EUT Type: Tablet Device	Page 529 of 583

**Mode** 802.11n  
**Data Rate** MCS15  
**Distance of Measurement** 3 Meters  
**Operating Frequency** 2412MHz  
**Channel** 1



Plot 7-892 Radiated Restricted Lower Band Edge Measurement CDD Diversity

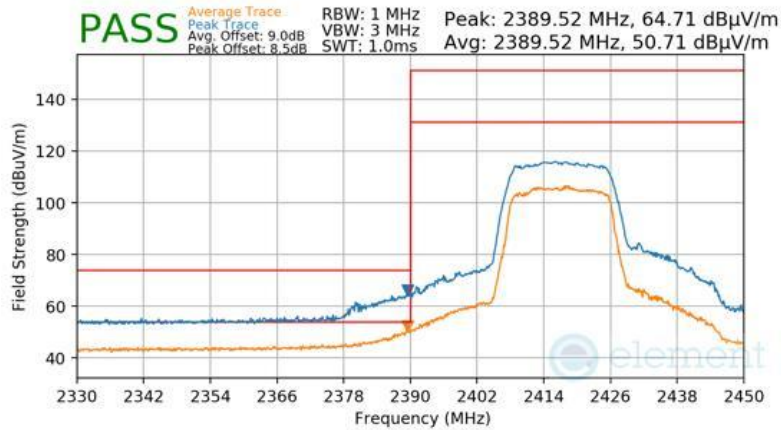
**Mode** 802.11n  
**Data Rate** MCS10  
**Distance of Measurement** 3 Meters  
**Operating Frequency** 2417MHz  
**Channel** 2



Plot 7-893 Radiated Restricted Lower Band Edge Measurement CDD Diversity

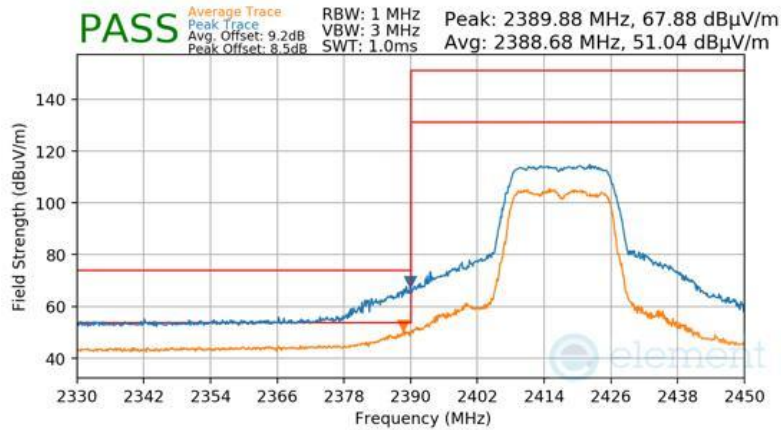
FCC ID: BCGA2836 IC: 579C-A2836		MEASUREMENT REPORT (CERTIFICATION)	Approved by: Technical Manager
Test Report S/N: 1C2311270067-03.BCG	Test Dates: 1/8/2024 - 3/15/2024	EUT Type: Tablet Device	Page 530 of 583

**Mode** 802.11n  
**Data Rate** MCS12  
**Distance of Measurement** 3 Meters  
**Operating Frequency** 2417MHz  
**Channel** 2



Plot 7-894 Radiated Restricted Lower Band Edge Measurement CDD Diversity

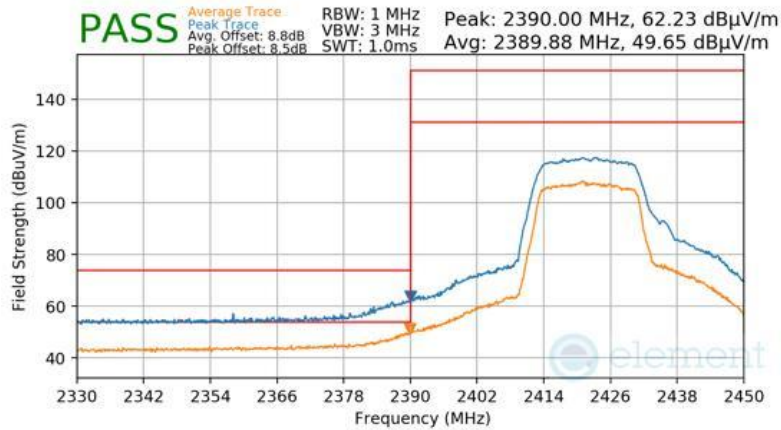
**Mode** 802.11n  
**Data Rate** MCS15  
**Distance of Measurement** 3 Meters  
**Operating Frequency** 2417MHz  
**Channel** 2



Plot 7-895 Radiated Restricted Lower Band Edge Measurement CDD Diversity

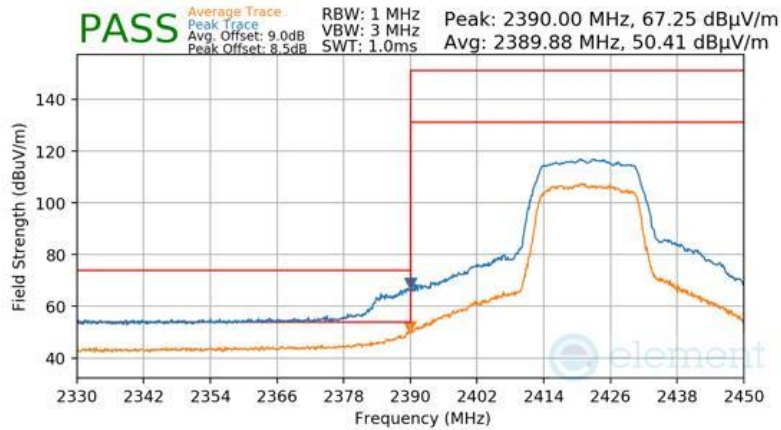
FCC ID: BCGA2836 IC: 579C-A2836		MEASUREMENT REPORT (CERTIFICATION)	Approved by: Technical Manager
Test Report S/N: 1C2311270067-03.BCG	Test Dates: 1/8/2024 - 3/15/2024	EUT Type: Tablet Device	Page 531 of 583

**Mode** 802.11n  
**Data Rate** MCS10  
**Distance of Measurement** 3 Meters  
**Operating Frequency** 2422MHz  
**Channel** 3



Plot 7-896 Radiated Restricted Lower Band Edge Measurement CDD Diversity

**Mode** 802.11n  
**Data Rate** MCS12  
**Distance of Measurement** 3 Meters  
**Operating Frequency** 2422MHz  
**Channel** 3

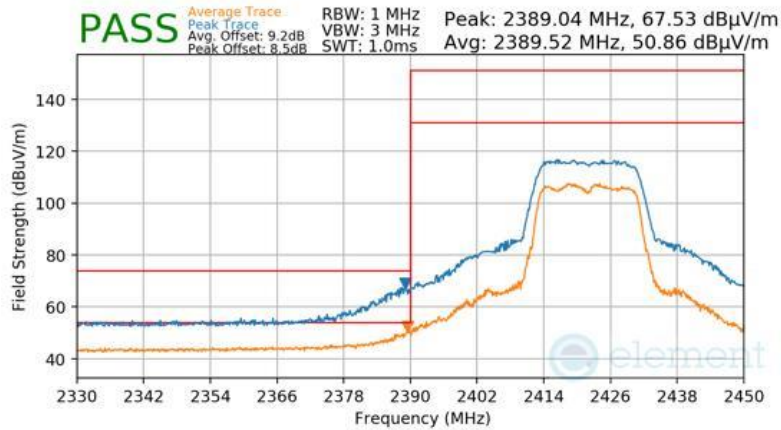


Plot 7-897 Radiated Restricted Lower Band Edge Measurement CDD Diversity

FCC ID: BCGA2836 IC: 579C-A2836		MEASUREMENT REPORT (CERTIFICATION)	Approved by: Technical Manager
Test Report S/N: 1C2311270067-03.BCG	Test Dates: 1/8/2024 - 3/15/2024	EUT Type: Tablet Device	Page 532 of 583

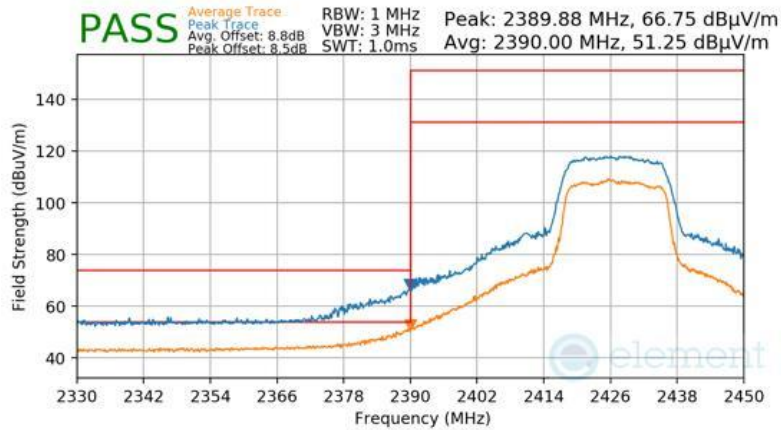


**Mode** 802.11n  
**Data Rate** MCS15  
**Distance of Measurement** 3 Meters  
**Operating Frequency** 2422MHz  
**Channel** 3



Plot 7-898 Radiated Restricted Lower Band Edge Measurement CDD Diversity

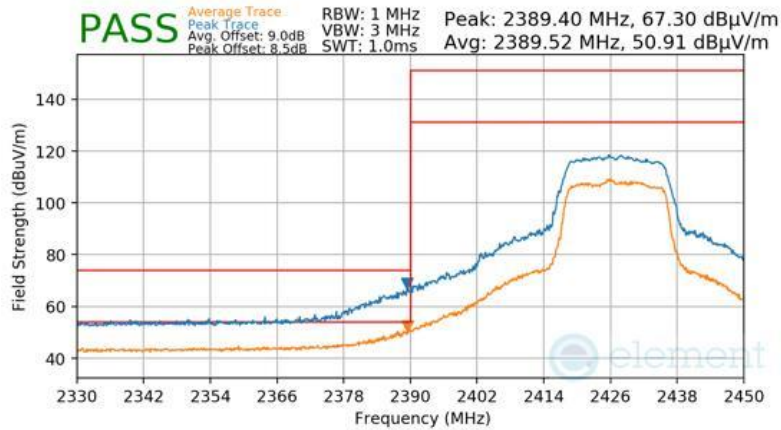
**Mode** 802.11n  
**Data Rate** MCS10  
**Distance of Measurement** 3 Meters  
**Operating Frequency** 2427MHz  
**Channel** 4



Plot 7-899 Radiated Restricted Lower Band Edge Measurement CDD Diversity

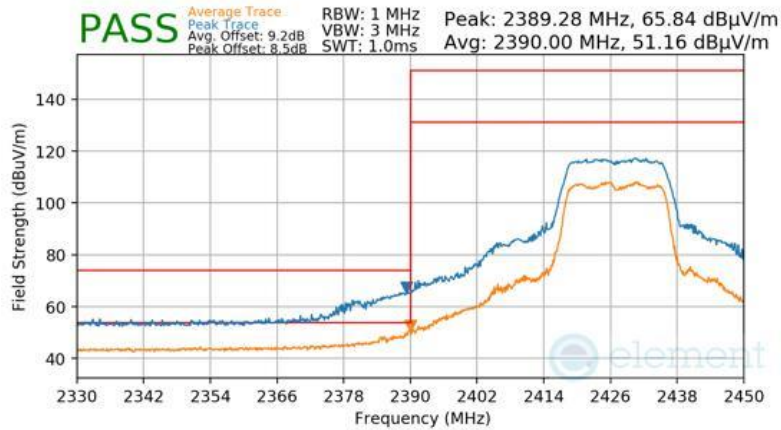
FCC ID: BCGA2836 IC: 579C-A2836		MEASUREMENT REPORT (CERTIFICATION)	Approved by: Technical Manager
Test Report S/N: 1C2311270067-03.BCG	Test Dates: 1/8/2024 - 3/15/2024	EUT Type: Tablet Device	Page 533 of 583

**Mode** 802.11n  
**Data Rate** MCS12  
**Distance of Measurement** 3 Meters  
**Operating Frequency** 2427MHz  
**Channel** 4



Plot 7-900 Radiated Restricted Lower Band Edge Measurement CDD Diversity

**Mode** 802.11n  
**Data Rate** MCS15  
**Distance of Measurement** 3 Meters  
**Operating Frequency** 2427MHz  
**Channel** 4

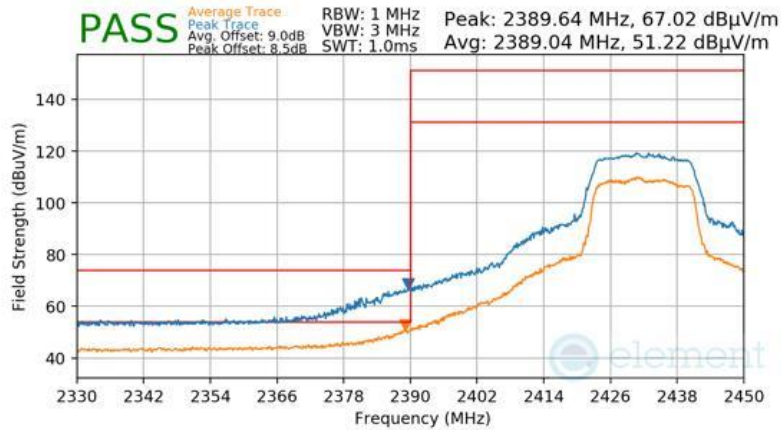


Plot 7-901 Radiated Restricted Lower Band Edge Measurement CDD Diversity

FCC ID: BCGA2836 IC: 579C-A2836		MEASUREMENT REPORT (CERTIFICATION)	Approved by: Technical Manager
Test Report S/N: 1C2311270067-03.BCG	Test Dates: 1/8/2024 - 3/15/2024	EUT Type: Tablet Device	Page 534 of 583

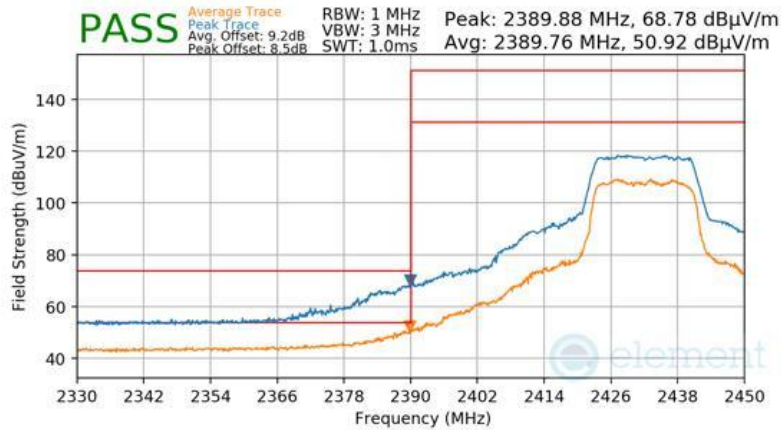


**Mode** 802.11n  
**Data Rate** MCS12  
**Distance of Measurement** 3 Meters  
**Operating Frequency** 2432MHz  
**Channel** 5



Plot 7-902 Radiated Restricted Lower Band Edge Measurement CDD Diversity

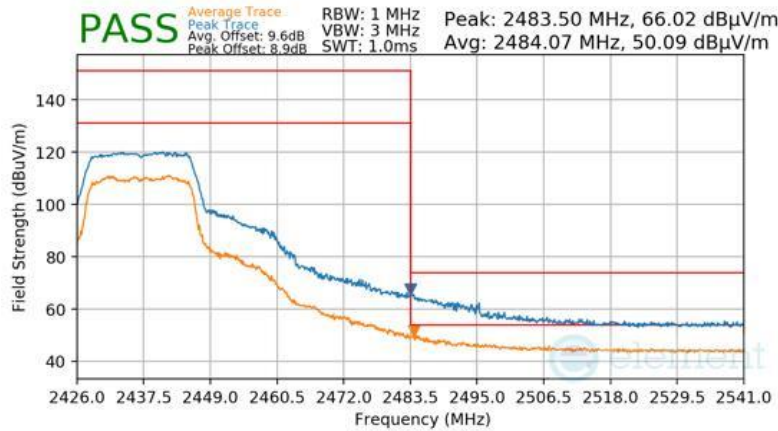
**Mode** 802.11n  
**Data Rate** MCS15  
**Distance of Measurement** 3 Meters  
**Operating Frequency** 2432MHz  
**Channel** 5



Plot 7-903 Radiated Restricted Lower Band Edge Measurement CDD Diversity

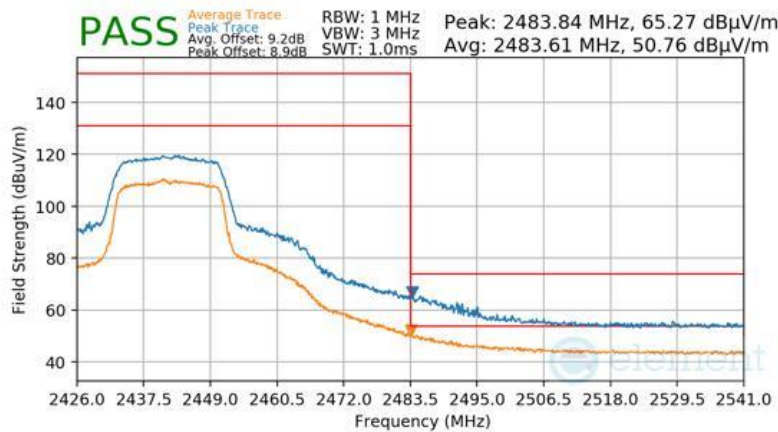
FCC ID: BCGA2836 IC: 579C-A2836		MEASUREMENT REPORT (CERTIFICATION)	Approved by: Technical Manager
Test Report S/N: 1C2311270067-03.BCG	Test Dates: 1/8/2024 - 3/15/2024	EUT Type: Tablet Device	Page 535 of 583

**Mode** 802.11n  
**Data Rate** MCS15  
**Distance of Measurement** 3 Meters  
**Operating Frequency** 2437MHz  
**Channel** 6



Plot 7-904 Radiated Restricted Upper Band Edge Measurement CDD Diversity

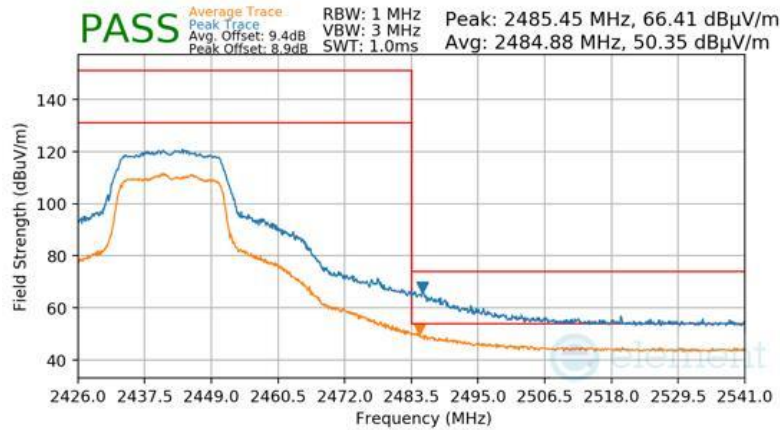
**Mode** 802.11n  
**Data Rate** MCS10  
**Distance of Measurement** 3 Meters  
**Operating Frequency** 2442MHz  
**Channel** 7



Plot 7-905 Radiated Restricted Upper Band Edge Measurement CDD Diversity

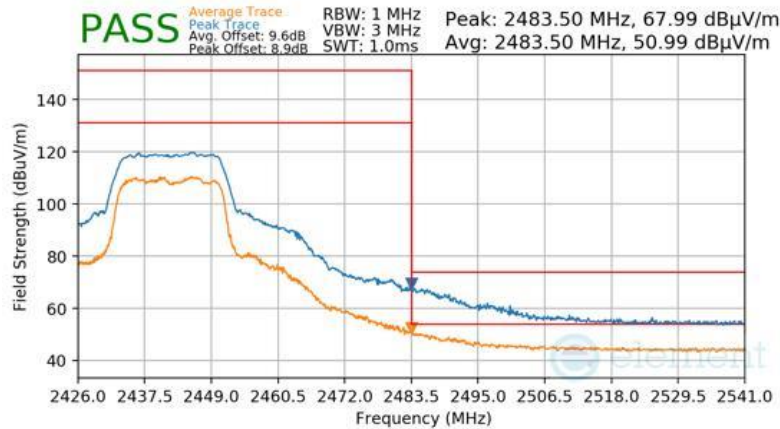
FCC ID: BCGA2836 IC: 579C-A2836		MEASUREMENT REPORT (CERTIFICATION)	Approved by: Technical Manager
Test Report S/N: 1C2311270067-03.BCG	Test Dates: 1/8/2024 - 3/15/2024	EUT Type: Tablet Device	Page 536 of 583

Mode	802.11n
Data Rate	MCS12
Distance of Measurement	3 Meters
Operating Frequency	2442MHz
Channel	7



Plot 7-906 Radiated Restricted Upper Band Edge Measurement CDD Diversity

Mode	802.11n
Data Rate	MCS15
Distance of Measurement	3 Meters
Operating Frequency	2442MHz
Channel	7

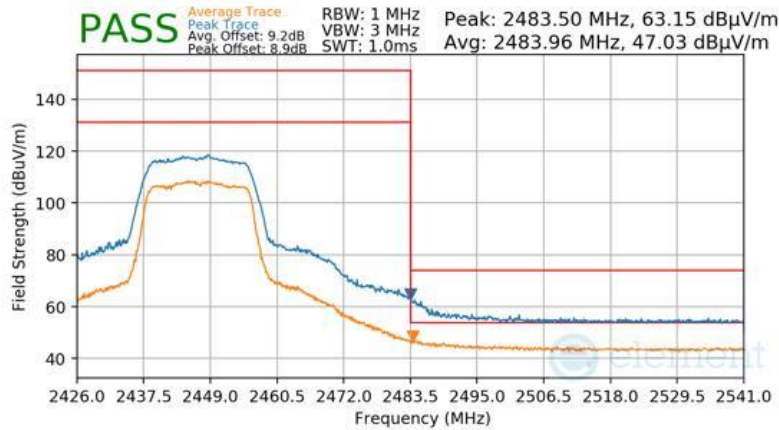


Plot 7-907 Radiated Restricted Upper Band Edge Measurement CDD Diversity

FCC ID: BCGA2836 IC: 579C-A2836		MEASUREMENT REPORT (CERTIFICATION)	Approved by: Technical Manager
Test Report S/N: 1C2311270067-03.BCG	Test Dates: 1/8/2024 - 3/15/2024	EUT Type: Tablet Device	Page 537 of 583

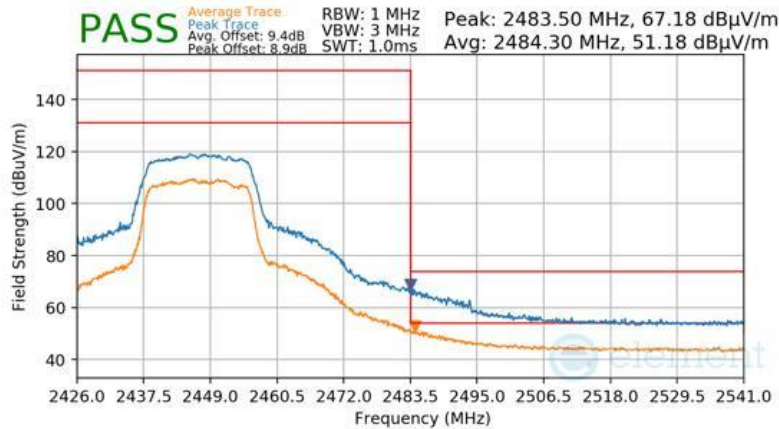


Mode	802.11n
Data Rate	MCS10
Distance of Measurement	3 Meters
Operating Frequency	2447MHz
Channel	8



Plot 7-908 Radiated Restricted Upper Band Edge Measurement CDD Diversity

Mode	802.11n
Data Rate	MCS12
Distance of Measurement	3 Meters
Operating Frequency	2447MHz
Channel	8



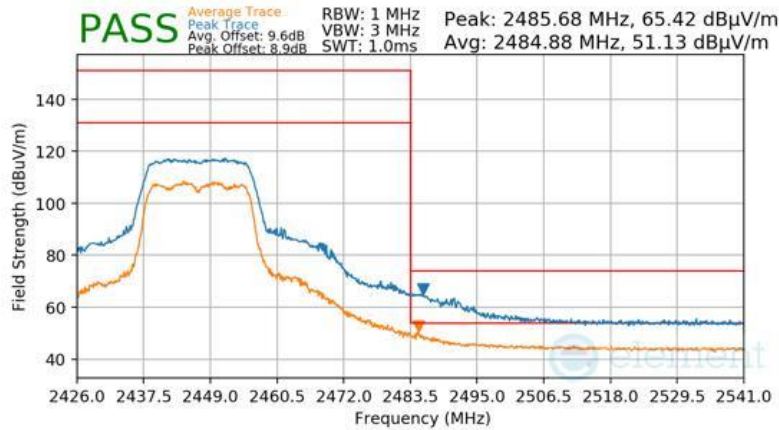
Plot 7-909 Radiated Restricted Upper Band Edge Measurement CDD Diversity

FCC ID: BCGA2836 IC: 579C-A2836	<b>MEASUREMENT REPORT (CERTIFICATION)</b>	Approved by: Technical Manager
Test Report S/N: 1C2311270067-03.BCG	Test Dates: 1/8/2024 - 3/15/2024	EUT Type: Tablet Device
		Page 538 of 583

V 10.6 09/14/2023

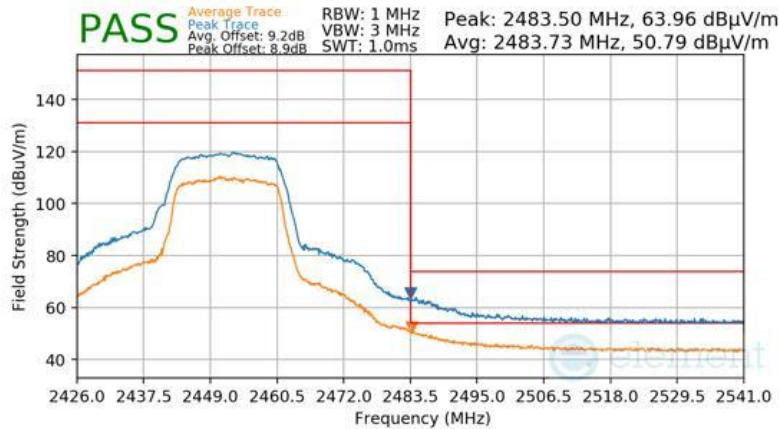
Unless otherwise specified, no part of this report may be reproduced or utilized in any part, form or by any means, electronic or mechanical, including photocopying and microfilm, without permission in writing from Element Materials Technology. If you have any questions about this or have an enquiry about obtaining additional rights to this report or assembly of contents thereof, please contact [ct.info@element.com](mailto:ct.info@element.com).

Mode	802.11n
Data Rate	MCS15
Distance of Measurement	3 Meters
Operating Frequency	2447MHz
Channel	8



Plot 7-910 Radiated Restricted Upper Band Edge Measurement CDD Diversity

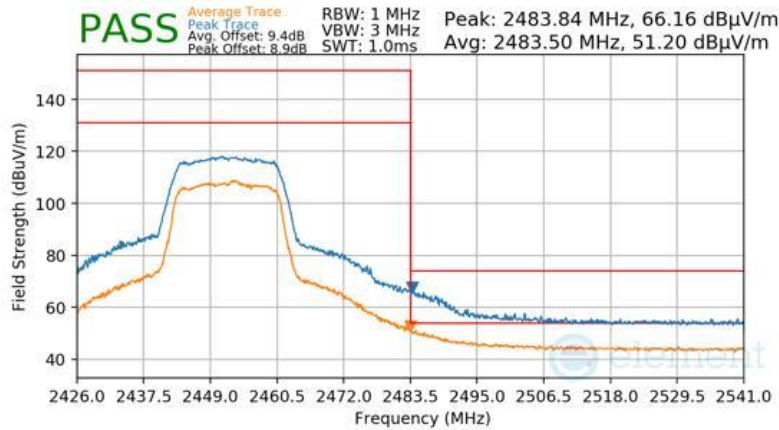
Mode	802.11n
Data Rate	MCS10
Distance of Measurement	3 Meters
Operating Frequency	2452MHz
Channel	9



Plot 7-911 Radiated Restricted Upper Band Edge Measurement CDD Diversity

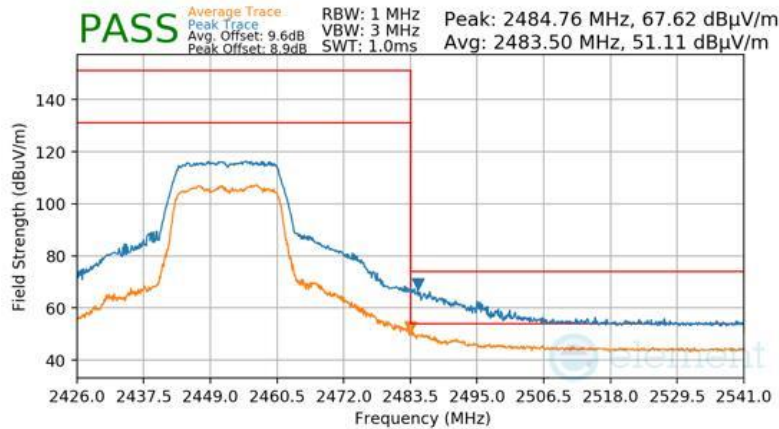
FCC ID: BCGA2836 IC: 579C-A2836		MEASUREMENT REPORT (CERTIFICATION)	Approved by: Technical Manager
Test Report S/N: 1C2311270067-03.BCG	Test Dates: 1/8/2024 - 3/15/2024	EUT Type: Tablet Device	Page 539 of 583

Mode	802.11n
Data Rate	MCS12
Distance of Measurement	3 Meters
Operating Frequency	2452MHz
Channel	9



Plot 7-912 Radiated Restricted Upper Band Edge Measurement CDD Diversity

Mode	802.11n
Data Rate	MCS15
Distance of Measurement	3 Meters
Operating Frequency	2452MHz
Channel	9

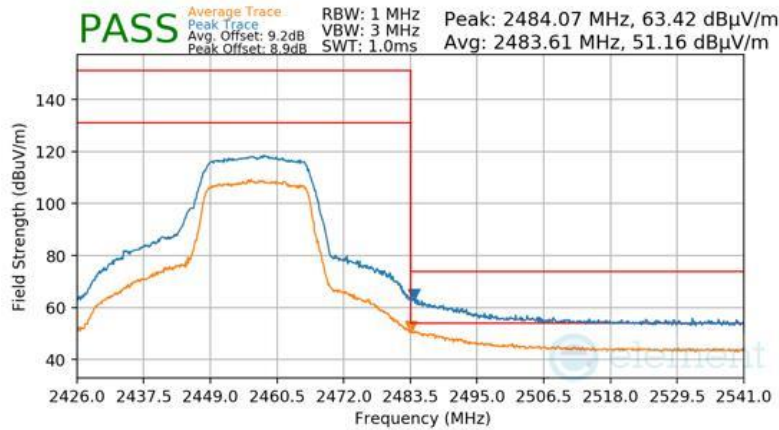


Plot 7-913 Radiated Restricted Upper Band Edge Measurement CDD Diversity

FCC ID: BCGA2836 IC: 579C-A2836		MEASUREMENT REPORT (CERTIFICATION)	Approved by: Technical Manager
Test Report S/N: 1C2311270067-03.BCG	Test Dates: 1/8/2024 - 3/15/2024	EUT Type: Tablet Device	Page 540 of 583

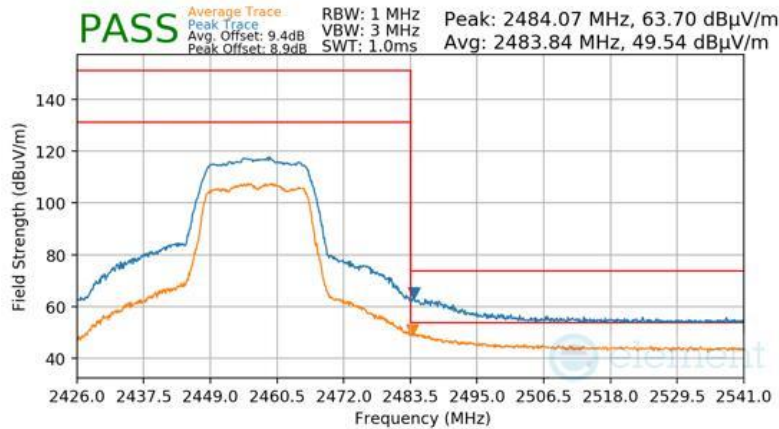


Mode	802.11n
Data Rate	MCS10
Distance of Measurement	3 Meters
Operating Frequency	2457MHz
Channel	10



Plot 7-914 Radiated Restricted Upper Band Edge Measurement CDD Diversity

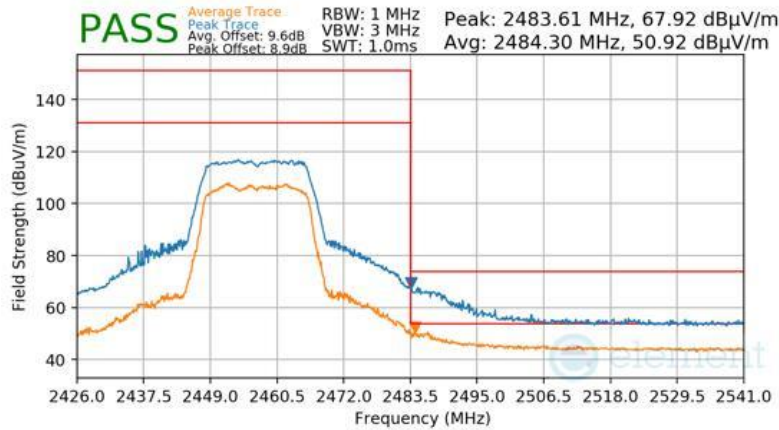
Mode	802.11n
Data Rate	MCS12
Distance of Measurement	3 Meters
Operating Frequency	2457MHz
Channel	10



Plot 7-915 Radiated Restricted Upper Band Edge Measurement CDD Diversity

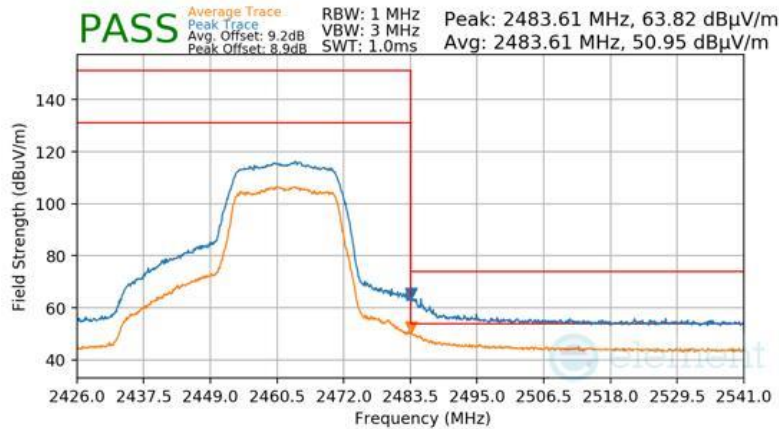
FCC ID: BCGA2836 IC: 579C-A2836		MEASUREMENT REPORT (CERTIFICATION)	Approved by: Technical Manager
Test Report S/N: 1C2311270067-03.BCG	Test Dates: 1/8/2024 - 3/15/2024	EUT Type: Tablet Device	Page 541 of 583

Mode	802.11n
Data Rate	MCS15
Distance of Measurement	3 Meters
Operating Frequency	2457MHz
Channel	10



Plot 7-916 Radiated Restricted Upper Band Edge Measurement CDD Diversity

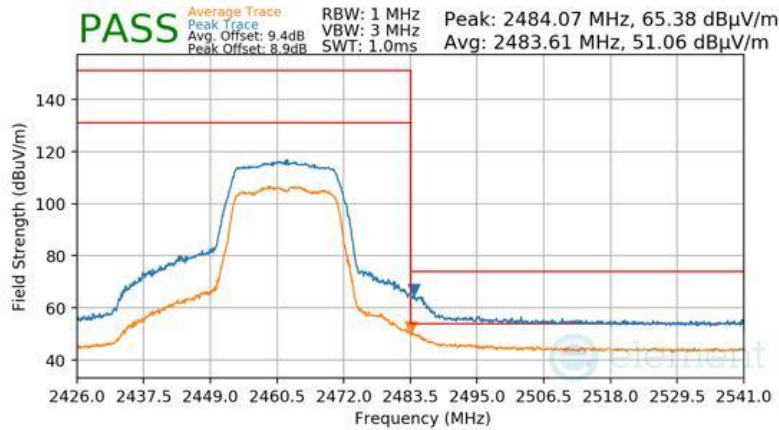
Mode	802.11n
Data Rate	MCS10
Distance of Measurement	3 Meters
Operating Frequency	2462MHz
Channel	11



Plot 7-917 Radiated Restricted Upper Band Edge Measurement CDD Diversity

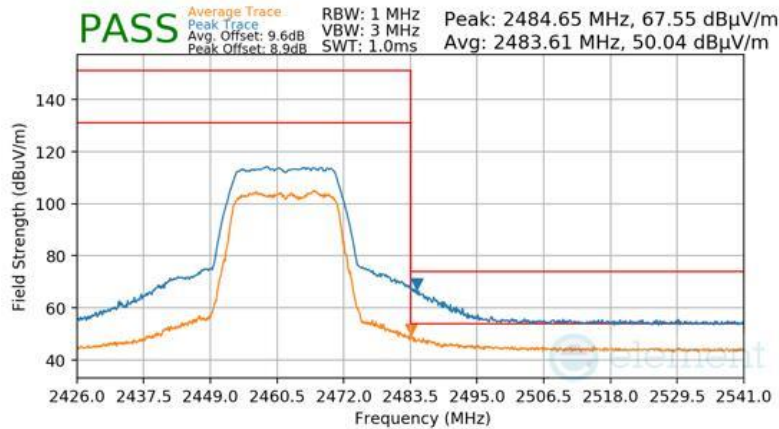
FCC ID: BCGA2836 IC: 579C-A2836		MEASUREMENT REPORT (CERTIFICATION)	Approved by: Technical Manager
Test Report S/N: 1C2311270067-03.BCG	Test Dates: 1/8/2024 - 3/15/2024	EUT Type: Tablet Device	Page 542 of 583

Mode	802.11n
Data Rate	MCS12
Distance of Measurement	3 Meters
Operating Frequency	2462MHz
Channel	11



Plot 7-918 Radiated Restricted Upper Band Edge Measurement CDD Diversity

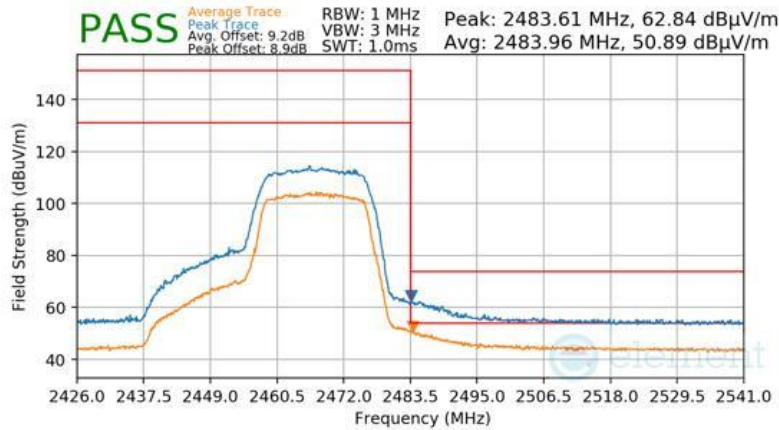
Mode	802.11n
Data Rate	MCS15
Distance of Measurement	3 Meters
Operating Frequency	2462MHz
Channel	11



Plot 7-919 Radiated Restricted Upper Band Edge Measurement CDD Diversity

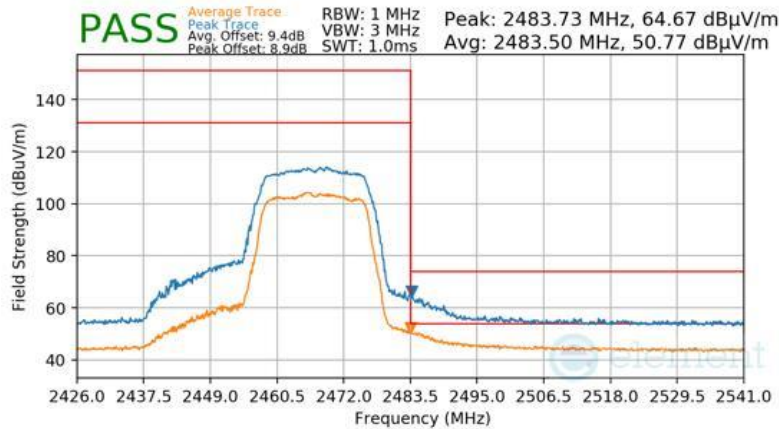
FCC ID: BCGA2836 IC: 579C-A2836		MEASUREMENT REPORT (CERTIFICATION)	Approved by: Technical Manager
Test Report S/N: 1C2311270067-03.BCG	Test Dates: 1/8/2024 - 3/15/2024	EUT Type: Tablet Device	Page 543 of 583

Mode	802.11n
Data Rate	MCS10
Distance of Measurement	3 Meters
Operating Frequency	2467MHz
Channel	12



Plot 7-920 Radiated Restricted Upper Band Edge Measurement CDD Diversity

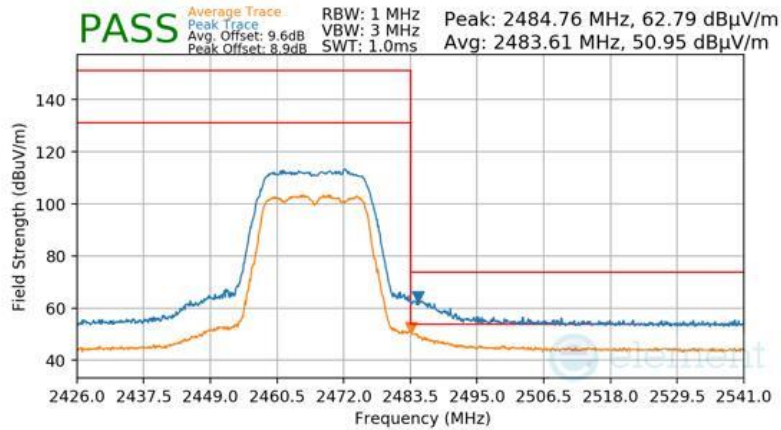
Mode	802.11n
Data Rate	MCS12
Distance of Measurement	3 Meters
Operating Frequency	2467MHz
Channel	12



Plot 7-921 Radiated Restricted Upper Band Edge Measurement CDD Diversity

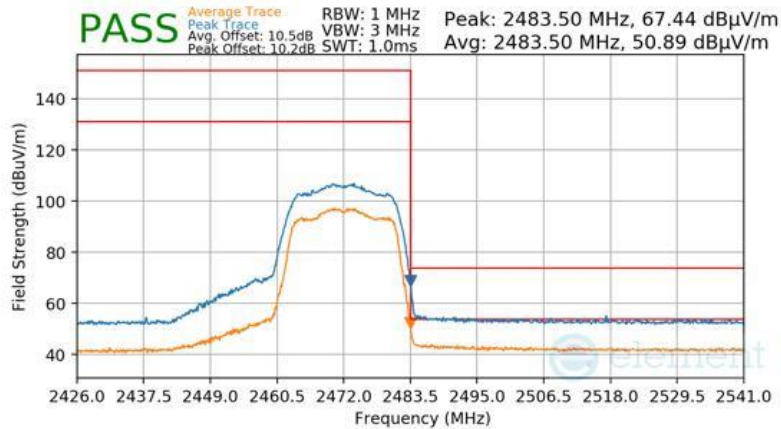
FCC ID: BCGA2836 IC: 579C-A2836		MEASUREMENT REPORT (CERTIFICATION)	Approved by: Technical Manager
Test Report S/N: 1C2311270067-03.BCG	Test Dates: 1/8/2024 - 3/15/2024	EUT Type: Tablet Device	Page 544 of 583

Mode	802.11n
Data Rate	MCS15
Distance of Measurement	3 Meters
Operating Frequency	2467MHz
Channel	12



Plot 7-922 Radiated Restricted Upper Band Edge Measurement CDD Diversity

Mode	802.11n
Data Rate	MCS10
Distance of Measurement	3 Meters
Operating Frequency	2472MHz
Channel	13

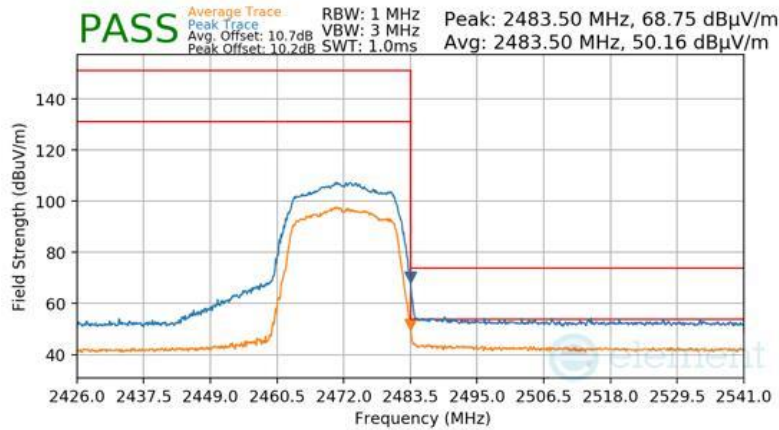


Plot 7-923 Radiated Restricted Upper Band Edge Measurement CDD Diversity

FCC ID: BCGA2836 IC: 579C-A2836		MEASUREMENT REPORT (CERTIFICATION)	Approved by: Technical Manager
Test Report S/N: 1C2311270067-03.BCG	Test Dates: 1/8/2024 - 3/15/2024	EUT Type: Tablet Device	Page 545 of 583

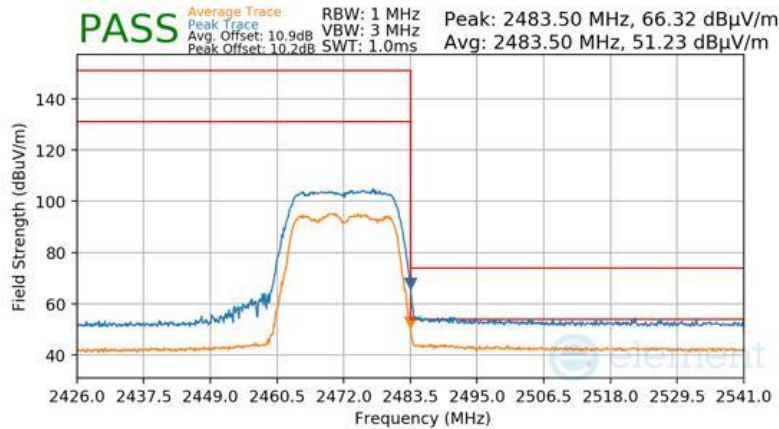


Mode	802.11n
Data Rate	MCS12
Distance of Measurement	3 Meters
Operating Frequency	2472MHz
Channel	13



Plot 7-924 Radiated Restricted Upper Band Edge Measurement CDD Diversity

Mode	802.11n
Data Rate	MCS15
Distance of Measurement	3 Meters
Operating Frequency	2472MHz
Channel	13



Plot 7-925 Radiated Restricted Upper Band Edge Measurement CDD Diversity

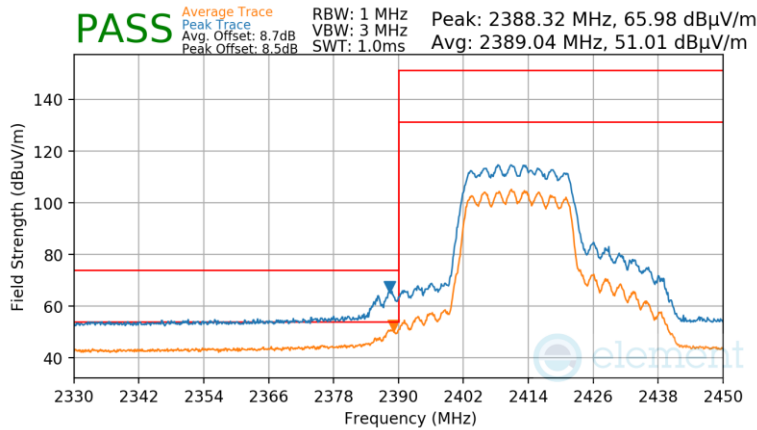
FCC ID: BCGA2836 IC: 579C-A2836	element	MEASUREMENT REPORT (CERTIFICATION)	Approved by: Technical Manager
Test Report S/N: 1C2311270067-03.BCG	Test Dates: 1/8/2024 - 3/15/2024	EUT Type: Tablet Device	Page 546 of 583

V 10.6 09/14/2023

Unless otherwise specified, no part of this report may be reproduced or utilized in any part, form or by any means, electronic or mechanical, including photocopying and microfilm, without permission in writing from Element Materials Technology. If you have any questions about this or have an enquiry about obtaining additional rights to this report or assembly of contents thereof, please contact [ct.info@element.com](mailto:ct.info@element.com).

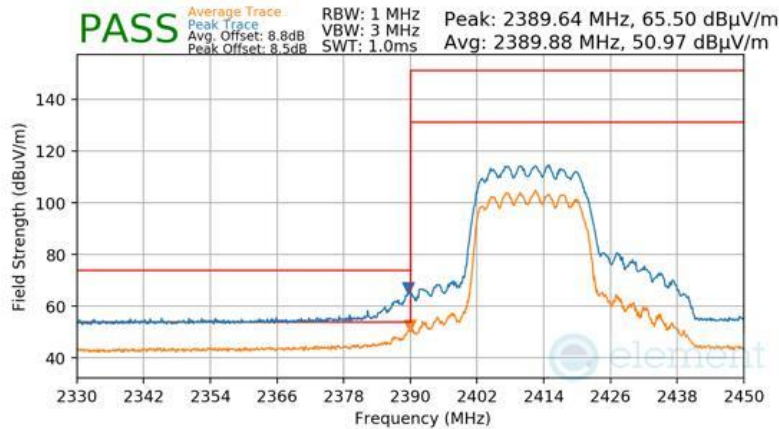


Mode	802.11ax-SU
Data Rate	MCS2
Distance of Measurement	3 Meters
Operating Frequency	2412MHz
Channel	1



Plot 7-926 Radiated Restricted Lower Band Edge Measurement CDD Diversity

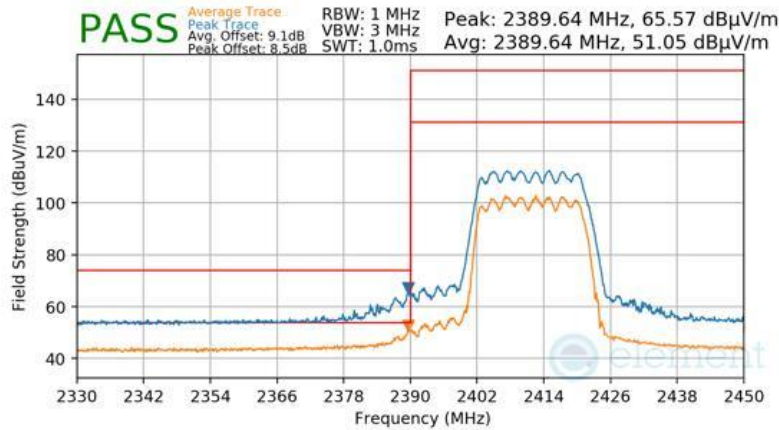
Mode	802.11ax-SU
Data Rate	MCS4
Distance of Measurement	3 Meters
Operating Frequency	2412MHz
Channel	1



Plot 7-927 Radiated Restricted Lower Band Edge Measurement CDD Diversity

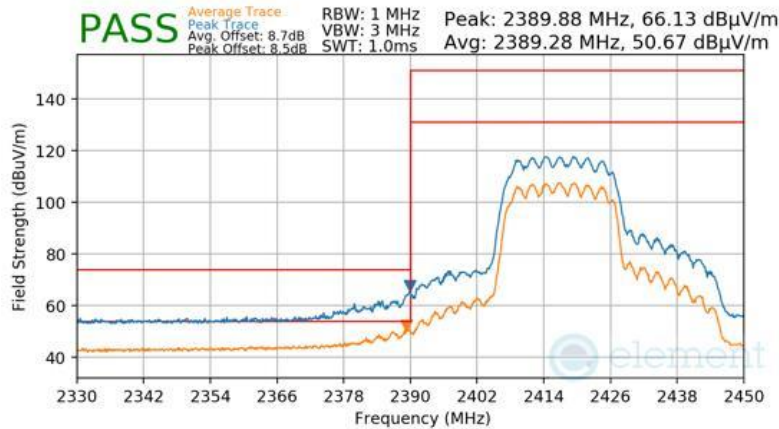
FCC ID: BCGA2836 IC: 579C-A2836		MEASUREMENT REPORT (CERTIFICATION)	Approved by: Technical Manager
Test Report S/N: 1C2311270067-03.BCG	Test Dates: 1/8/2024 - 3/15/2024	EUT Type: Tablet Device	Page 547 of 583

Mode	802.11ax-SU
Data Rate	MCS9
Distance of Measurement	3 Meters
Operating Frequency	2412MHz
Channel	1



Plot 7-928 Radiated Restricted Lower Band Edge Measurement CDD Diversity

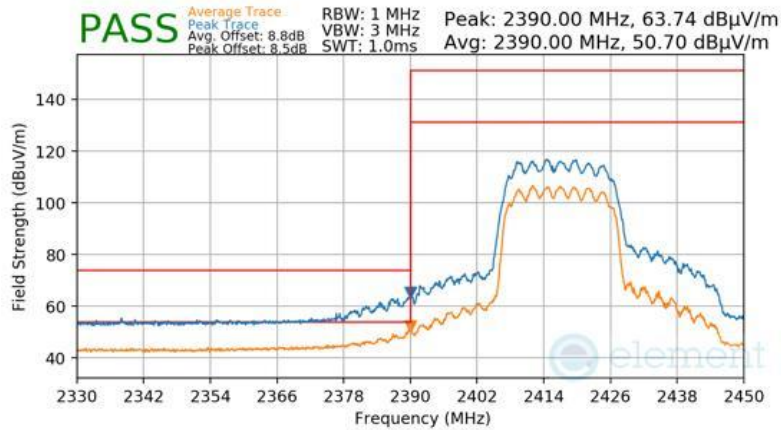
Mode	802.11ax-SU
Data Rate	MCS2
Distance of Measurement	3 Meters
Operating Frequency	2417MHz
Channel	2



Plot 7-929 Radiated Restricted Lower Band Edge Measurement CDD Diversity

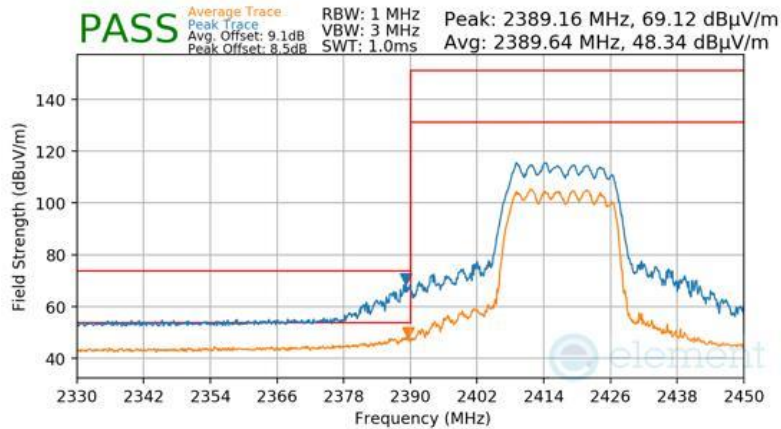
FCC ID: BCGA2836 IC: 579C-A2836		MEASUREMENT REPORT (CERTIFICATION)	Approved by: Technical Manager
Test Report S/N: 1C2311270067-03.BCG	Test Dates: 1/8/2024 - 3/15/2024	EUT Type: Tablet Device	Page 548 of 583

Mode	802.11ax-SU
Data Rate	MCS4
Distance of Measurement	3 Meters
Operating Frequency	2417MHz
Channel	2



Plot 7-930 Radiated Restricted Lower Band Edge Measurement CDD Diversity

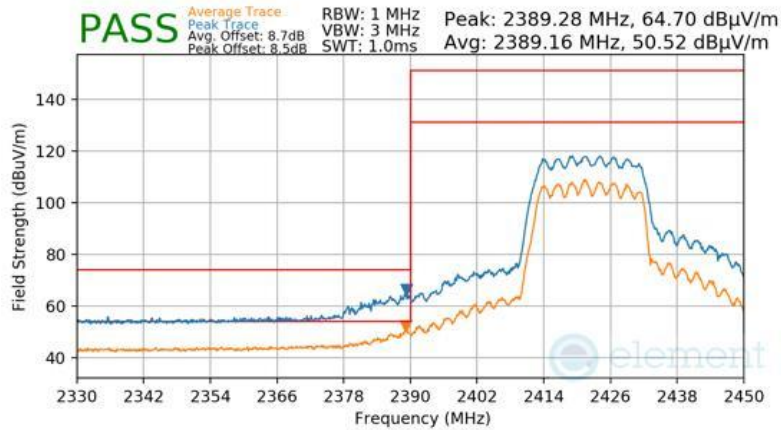
Mode	802.11ax-SU
Data Rate	MCS9
Distance of Measurement	3 Meters
Operating Frequency	2417MHz
Channel	2



Plot 7-931 Radiated Restricted Lower Band Edge Measurement CDD Diversity

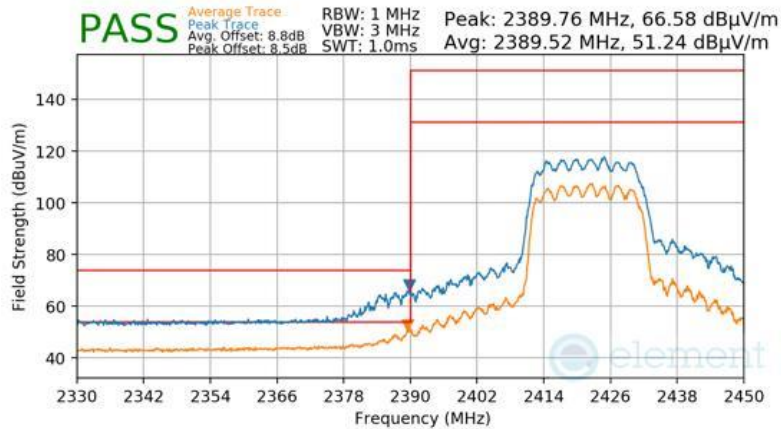
FCC ID: BCGA2836 IC: 579C-A2836		MEASUREMENT REPORT (CERTIFICATION)	Approved by: Technical Manager
Test Report S/N: 1C2311270067-03.BCG	Test Dates: 1/8/2024 - 3/15/2024	EUT Type: Tablet Device	Page 549 of 583

Mode	802.11ax-SU
Data Rate	MCS2
Distance of Measurement	3 Meters
Operating Frequency	2422MHz
Channel	3



Plot 7-932 Radiated Restricted Lower Band Edge Measurement CDD Diversity

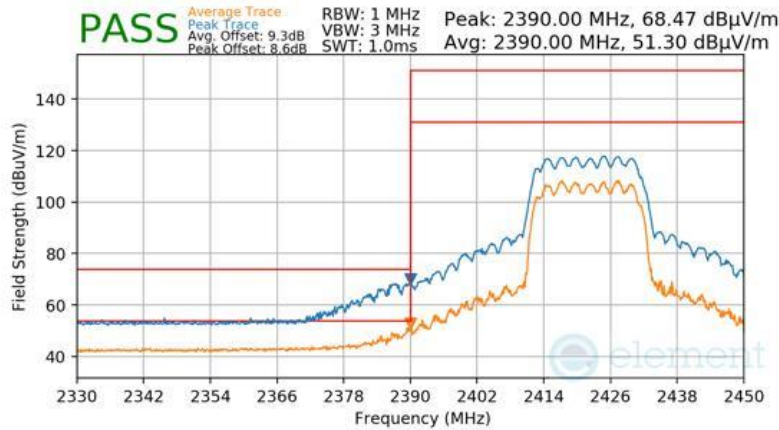
Mode	802.11ax-SU
Data Rate	MCS4
Distance of Measurement	3 Meters
Operating Frequency	2422MHz
Channel	3



Plot 7-933 Radiated Restricted Lower Band Edge Measurement CDD Diversity

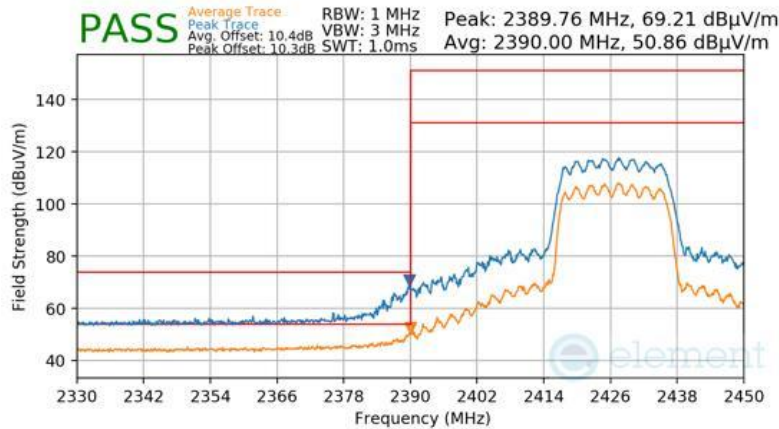
FCC ID: BCGA2836 IC: 579C-A2836		MEASUREMENT REPORT (CERTIFICATION)	Approved by: Technical Manager
Test Report S/N: 1C2311270067-03.BCG	Test Dates: 1/8/2024 - 3/15/2024	EUT Type: Tablet Device	Page 550 of 583

Mode	802.11ax-SU
Data Rate	MCS9
Distance of Measurement	3 Meters
Operating Frequency	2422MHz
Channel	3



Plot 7-934 Radiated Restricted Lower Band Edge Measurement CDD Diversity

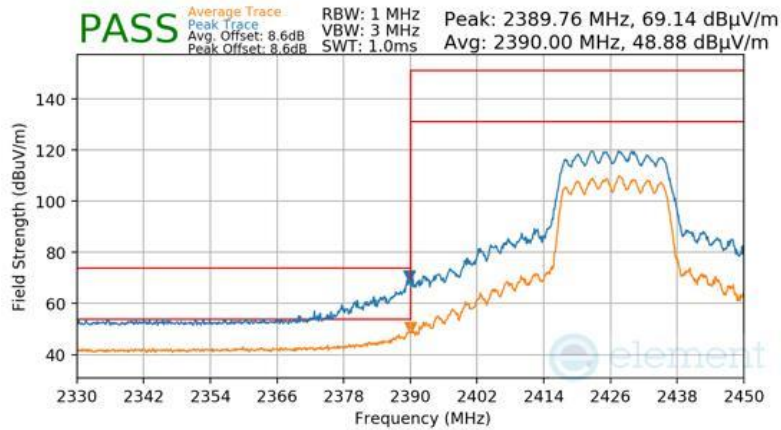
Mode	802.11ax-SU
Data Rate	MCS2
Distance of Measurement	3 Meters
Operating Frequency	2427MHz
Channel	4



Plot 7-935 Radiated Restricted Lower Band Edge Measurement CDD Diversity

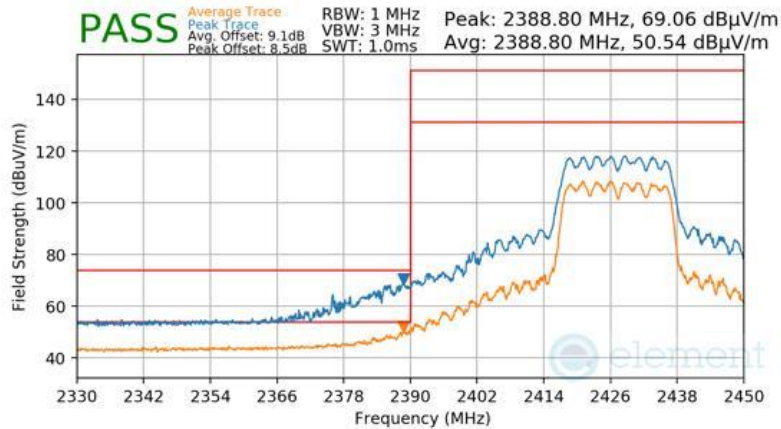
FCC ID: BCGA2836 IC: 579C-A2836		MEASUREMENT REPORT (CERTIFICATION)	Approved by: Technical Manager
Test Report S/N: 1C2311270067-03.BCG	Test Dates: 1/8/2024 - 3/15/2024	EUT Type: Tablet Device	Page 551 of 583

Mode	802.11ax-SU
Data Rate	MCS4
Distance of Measurement	3 Meters
Operating Frequency	2427MHz
Channel	4



Plot 7-936 Radiated Restricted Lower Band Edge Measurement CDD Diversity

Mode	802.11ax-SU
Data Rate	MCS9
Distance of Measurement	3 Meters
Operating Frequency	2427MHz
Channel	4

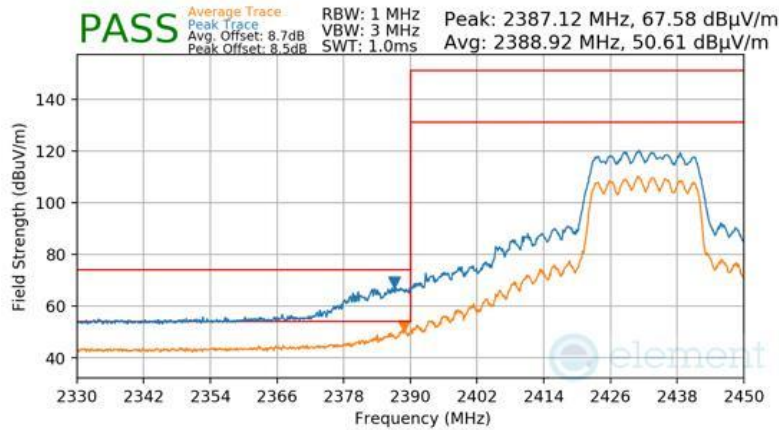


Plot 7-937 Radiated Restricted Lower Band Edge Measurement CDD Diversity

FCC ID: BCGA2836 IC: 579C-A2836		MEASUREMENT REPORT (CERTIFICATION)	Approved by: Technical Manager
Test Report S/N: 1C2311270067-03.BCG	Test Dates: 1/8/2024 - 3/15/2024	EUT Type: Tablet Device	Page 552 of 583

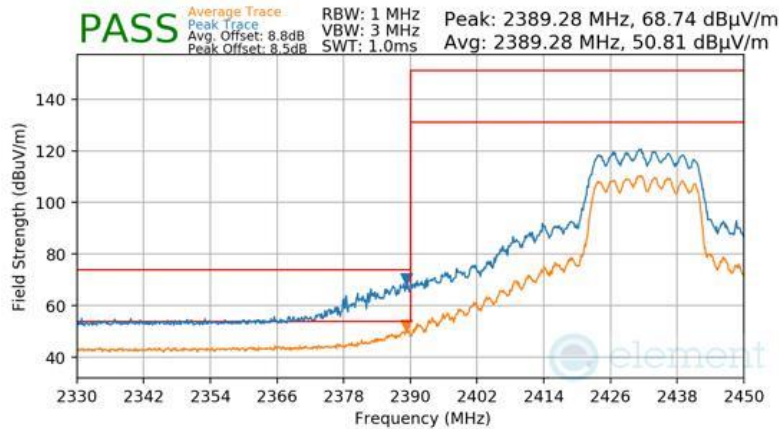


Mode	802.11ax-SU
Data Rate	MCS2
Distance of Measurement	3 Meters
Operating Frequency	2432MHz
Channel	5



Plot 7-938 Radiated Restricted Lower Band Edge Measurement CDD Diversity

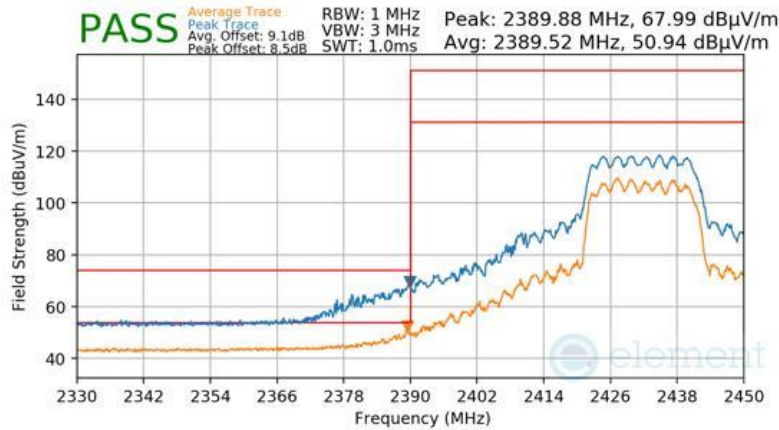
Mode	802.11ax-SU
Data Rate	MCS4
Distance of Measurement	3 Meters
Operating Frequency	2432MHz
Channel	5



Plot 7-939 Radiated Restricted Lower Band Edge Measurement CDD Diversity

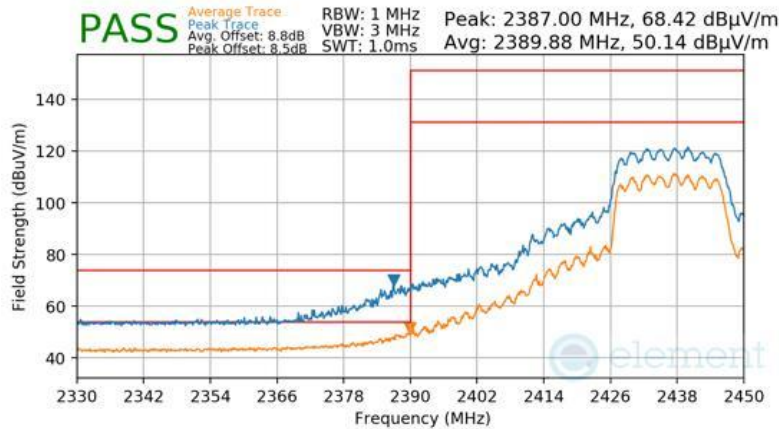
FCC ID: BCGA2836 IC: 579C-A2836		MEASUREMENT REPORT (CERTIFICATION)	Approved by: Technical Manager
Test Report S/N: 1C2311270067-03.BCG	Test Dates: 1/8/2024 - 3/15/2024	EUT Type: Tablet Device	Page 553 of 583

Mode	802.11ax-SU
Data Rate	MCS9
Distance of Measurement	3 Meters
Operating Frequency	2432MHz
Channel	5



Plot 7-940 Radiated Restricted Lower Band Edge Measurement CDD Diversity

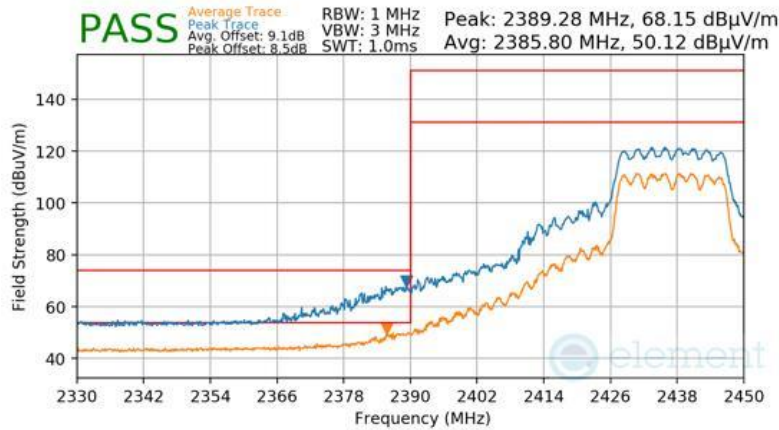
Mode	802.11ax-SU
Data Rate	MCS4
Distance of Measurement	3 Meters
Operating Frequency	2437MHz
Channel	6



Plot 7-941 Radiated Restricted Lower Band Edge Measurement CDD Diversity

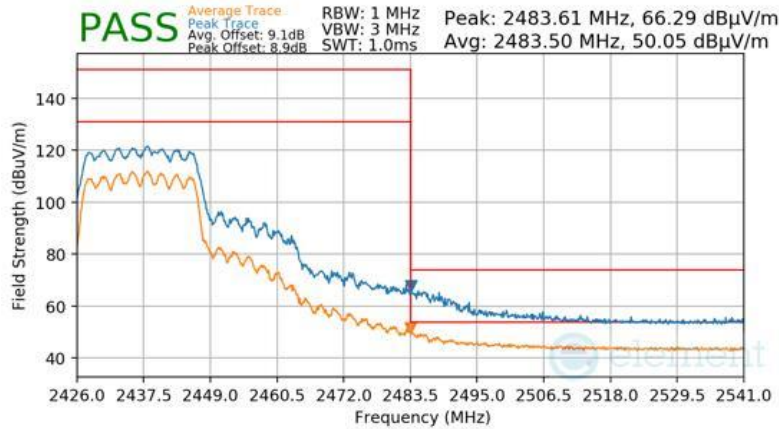
FCC ID: BCGA2836 IC: 579C-A2836		MEASUREMENT REPORT (CERTIFICATION)	Approved by: Technical Manager
Test Report S/N: 1C2311270067-03.BCG	Test Dates: 1/8/2024 - 3/15/2024	EUT Type: Tablet Device	Page 554 of 583

Mode	802.11ax-SU
Data Rate	MCS9
Distance of Measurement	3 Meters
Operating Frequency	2437MHz
Channel	6



Plot 7-942 Radiated Restricted Lower Band Edge Measurement CDD Diversity

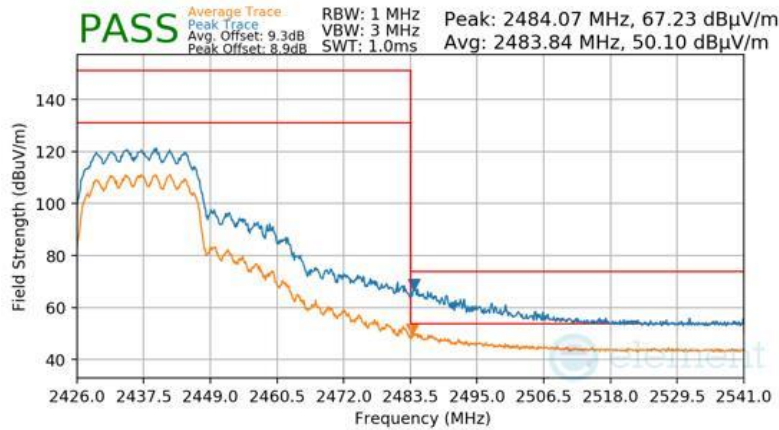
Mode	802.11ax-SU
Data Rate	MCS2
Distance of Measurement	3 Meters
Operating Frequency	2437MHz
Channel	6



Plot 7-943 Radiated Restricted Upper Band Edge Measurement CDD Diversity

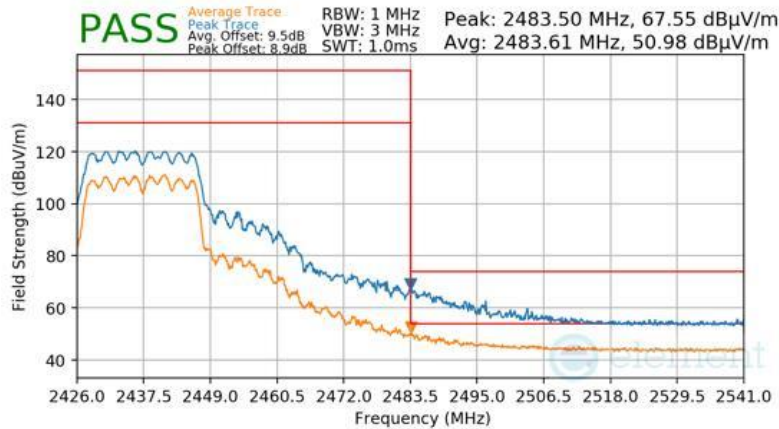
FCC ID: BCGA2836 IC: 579C-A2836		MEASUREMENT REPORT (CERTIFICATION)	Approved by: Technical Manager
Test Report S/N: 1C2311270067-03.BCG	Test Dates: 1/8/2024 - 3/15/2024	EUT Type: Tablet Device	Page 555 of 583

Mode	802.11ax-SU
Data Rate	MCS4
Distance of Measurement	3 Meters
Operating Frequency	2437MHz
Channel	6



Plot 7-944 Radiated Restricted Upper Band Edge Measurement CDD Diversity

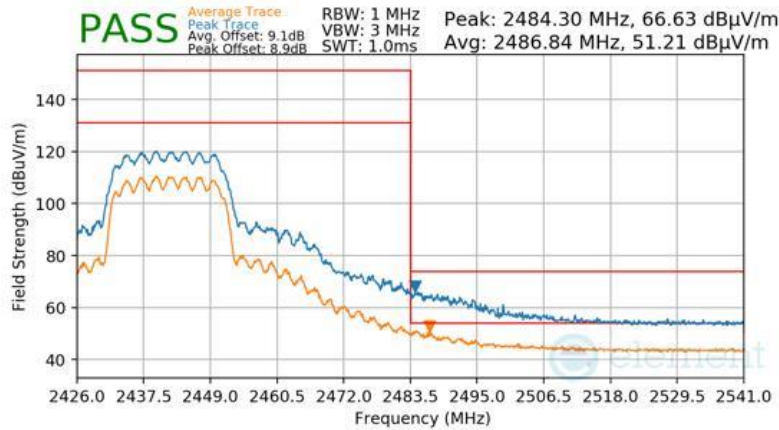
Mode	802.11ax-SU
Data Rate	MCS9
Distance of Measurement	3 Meters
Operating Frequency	2437MHz
Channel	6



Plot 7-945 Radiated Restricted Upper Band Edge Measurement CDD Diversity

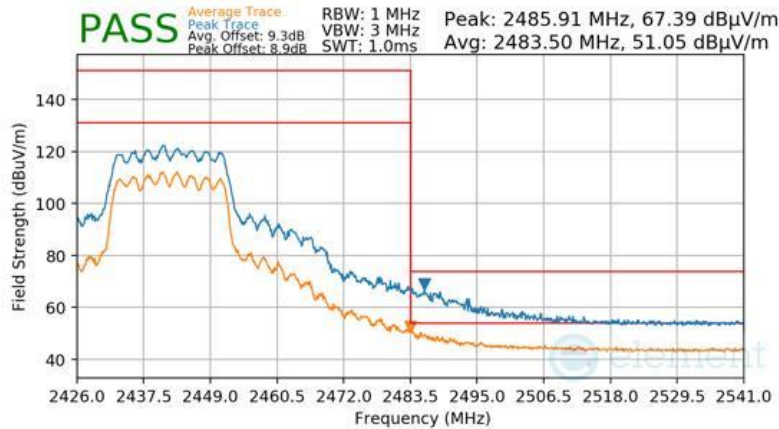
FCC ID: BCGA2836 IC: 579C-A2836		MEASUREMENT REPORT (CERTIFICATION)	Approved by: Technical Manager
Test Report S/N: 1C2311270067-03.BCG	Test Dates: 1/8/2024 - 3/15/2024	EUT Type: Tablet Device	Page 556 of 583

Mode	802.11ax-SU
Data Rate	MCS2
Distance of Measurement	3 Meters
Operating Frequency	2442MHz
Channel	7



Plot 7-946 Radiated Restricted Upper Band Edge Measurement CDD Diversity

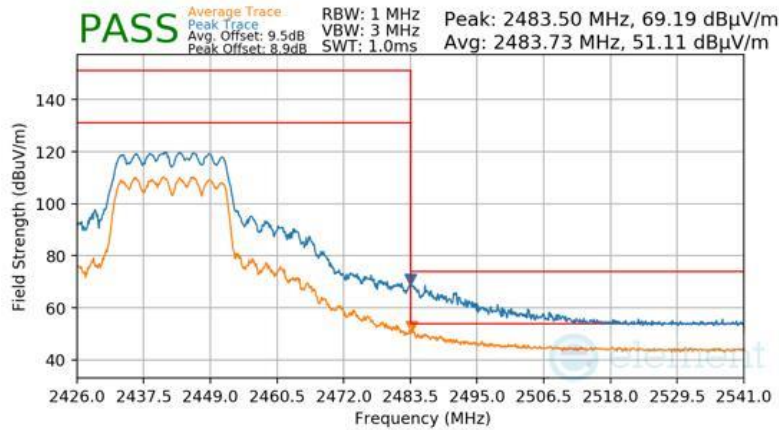
Mode	802.11ax-SU
Data Rate	MCS4
Distance of Measurement	3 Meters
Operating Frequency	2442MHz
Channel	7



Plot 7-947 Radiated Restricted Upper Band Edge Measurement CDD Diversity

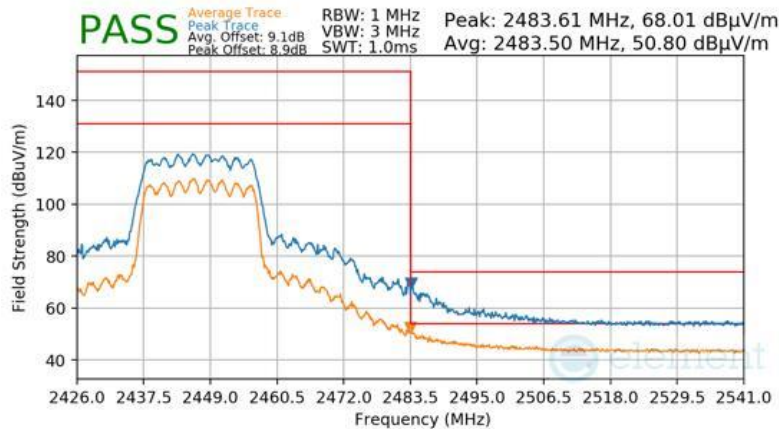
FCC ID: BCGA2836 IC: 579C-A2836		MEASUREMENT REPORT (CERTIFICATION)	Approved by: Technical Manager
Test Report S/N: 1C2311270067-03.BCG	Test Dates: 1/8/2024 - 3/15/2024	EUT Type: Tablet Device	Page 557 of 583

Mode	802.11ax-SU
Data Rate	MCS9
Distance of Measurement	3 Meters
Operating Frequency	2442MHz
Channel	7



Plot 7-948 Radiated Restricted Upper Band Edge Measurement CDD Diversity

Mode	802.11ax-SU
Data Rate	MCS2
Distance of Measurement	3 Meters
Operating Frequency	2447MHz
Channel	8

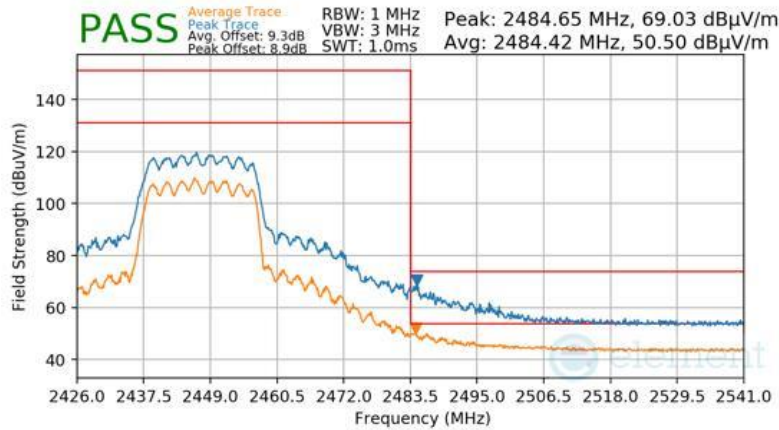


Plot 7-949 Radiated Restricted Upper Band Edge Measurement CDD Diversity

FCC ID: BCGA2836 IC: 579C-A2836		MEASUREMENT REPORT (CERTIFICATION)	Approved by: Technical Manager
Test Report S/N: 1C2311270067-03.BCG	Test Dates: 1/8/2024 - 3/15/2024	EUT Type: Tablet Device	Page 558 of 583

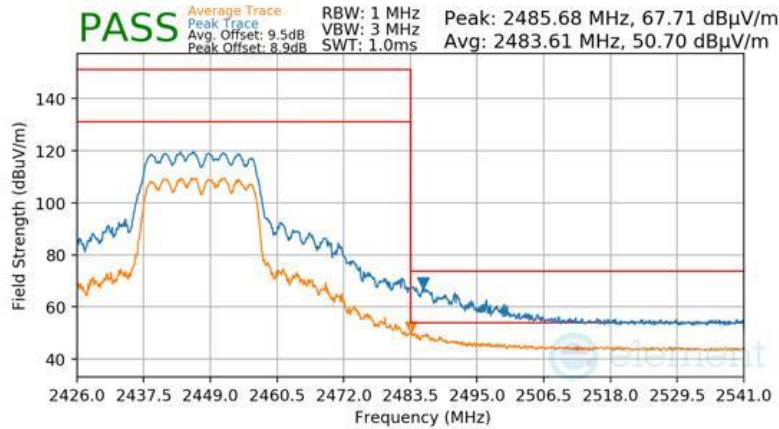


Mode	802.11ax-SU
Data Rate	MCS4
Distance of Measurement	3 Meters
Operating Frequency	2447MHz
Channel	8



Plot 7-950 Radiated Restricted Upper Band Edge Measurement CDD Diversity

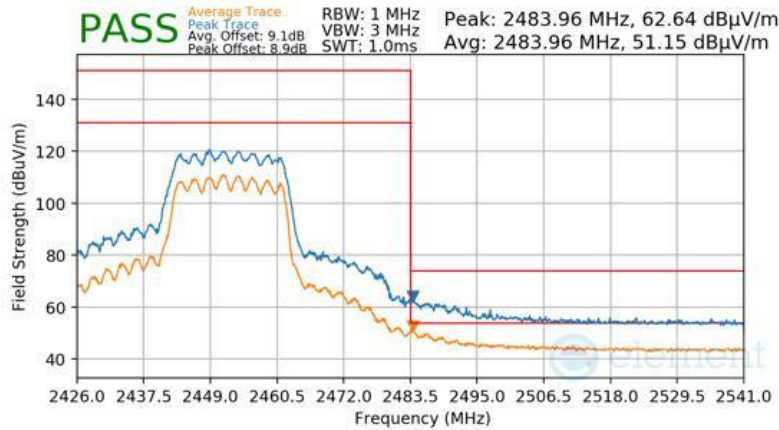
Mode	802.11ax-SU
Data Rate	MCS9
Distance of Measurement	3 Meters
Operating Frequency	2447MHz
Channel	8



Plot 7-951 Radiated Restricted Upper Band Edge Measurement CDD Diversity

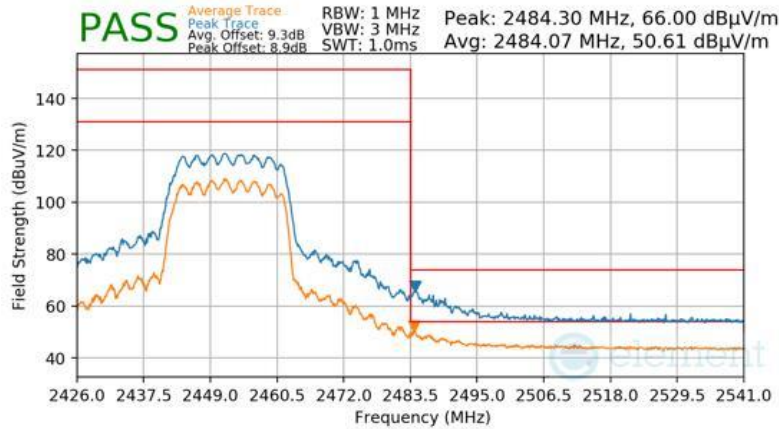
FCC ID: BCGA2836 IC: 579C-A2836		MEASUREMENT REPORT (CERTIFICATION)	Approved by: Technical Manager
Test Report S/N: 1C2311270067-03.BCG	Test Dates: 1/8/2024 - 3/15/2024	EUT Type: Tablet Device	Page 559 of 583

Mode	802.11ax-SU
Data Rate	MCS2
Distance of Measurement	3 Meters
Operating Frequency	2452MHz
Channel	9



Plot 7-952 Radiated Restricted Upper Band Edge Measurement CDD Diversity

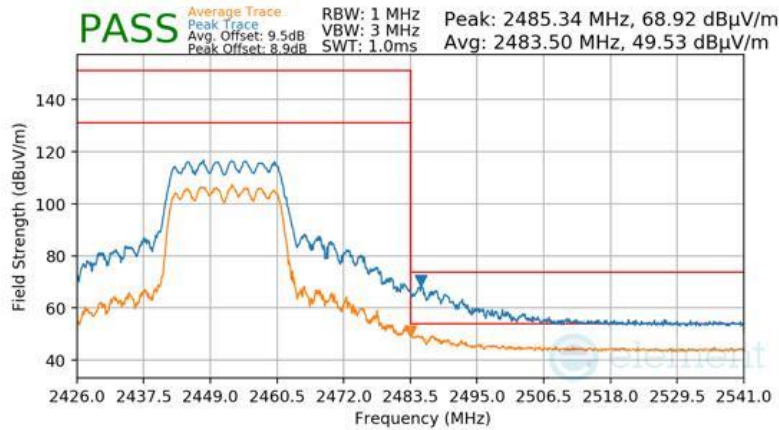
Mode	802.11ax-SU
Data Rate	MCS4
Distance of Measurement	3 Meters
Operating Frequency	2452MHz
Channel	9



Plot 7-953 Radiated Restricted Upper Band Edge Measurement CDD Diversity

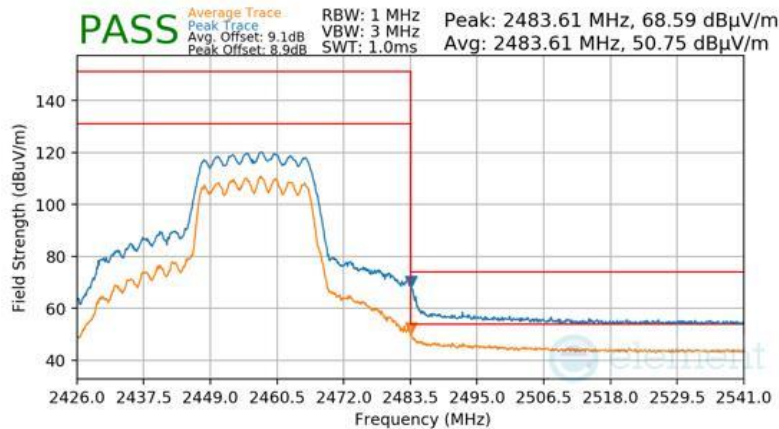
FCC ID: BCGA2836 IC: 579C-A2836		MEASUREMENT REPORT (CERTIFICATION)	Approved by: Technical Manager
Test Report S/N: 1C2311270067-03.BCG	Test Dates: 1/8/2024 - 3/15/2024	EUT Type: Tablet Device	Page 560 of 583

Mode	802.11ax-SU
Data Rate	MCS9
Distance of Measurement	3 Meters
Operating Frequency	2452MHz
Channel	9



Plot 7-954 Radiated Restricted Upper Band Edge Measurement CDD Diversity

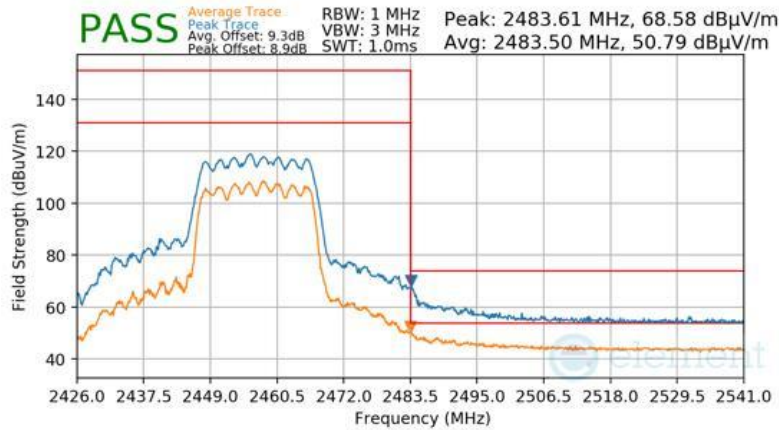
Mode	802.11ax-SU
Data Rate	MCS2
Distance of Measurement	3 Meters
Operating Frequency	2457MHz
Channel	10



Plot 7-955 Radiated Restricted Upper Band Edge Measurement CDD Diversity

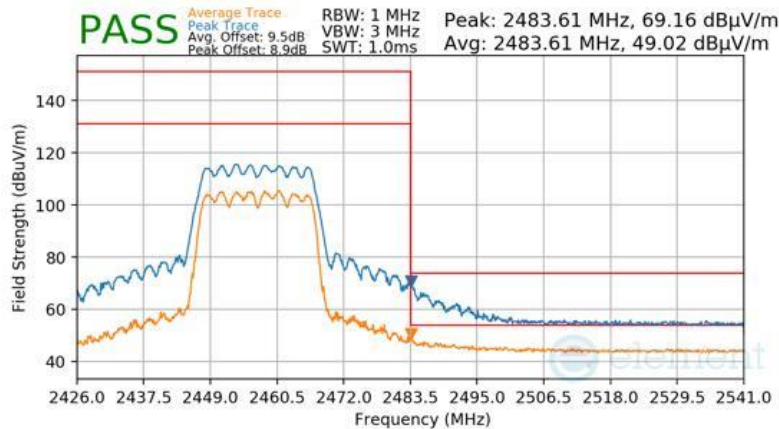
FCC ID: BCGA2836 IC: 579C-A2836		MEASUREMENT REPORT (CERTIFICATION)	Approved by: Technical Manager
Test Report S/N: 1C2311270067-03.BCG	Test Dates: 1/8/2024 - 3/15/2024	EUT Type: Tablet Device	Page 561 of 583

Mode	802.11ax-SU
Data Rate	MCS4
Distance of Measurement	3 Meters
Operating Frequency	2457MHz
Channel	10



Plot 7-956 Radiated Restricted Upper Band Edge Measurement CDD Diversity

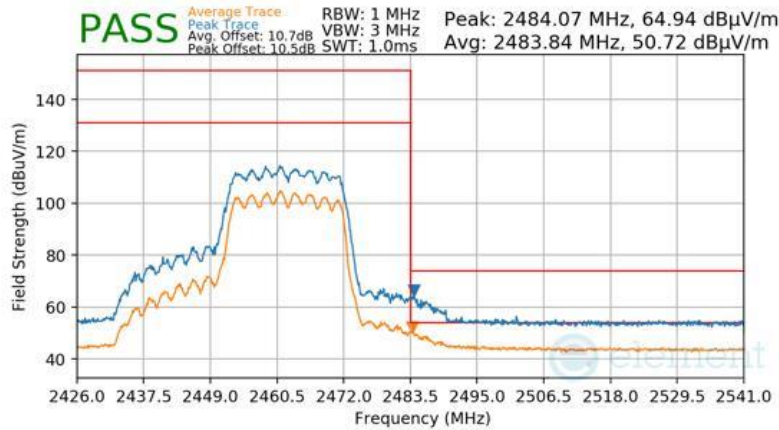
Mode	802.11ax-SU
Data Rate	MCS9
Distance of Measurement	3 Meters
Operating Frequency	2457MHz
Channel	10



Plot 7-957 Radiated Restricted Upper Band Edge Measurement CDD Diversity

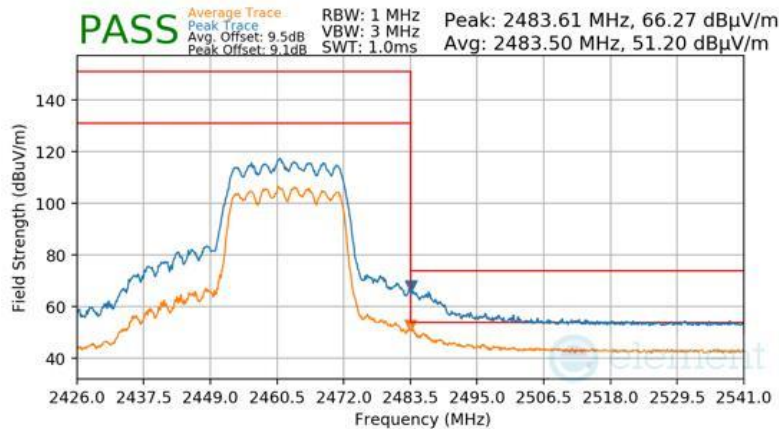
FCC ID: BCGA2836 IC: 579C-A2836		MEASUREMENT REPORT (CERTIFICATION)	Approved by: Technical Manager
Test Report S/N: 1C2311270067-03.BCG	Test Dates: 1/8/2024 - 3/15/2024	EUT Type: Tablet Device	Page 562 of 583

Mode	802.11ax-SU
Data Rate	MCS2
Distance of Measurement	3 Meters
Operating Frequency	2462MHz
Channel	11



Plot 7-958 Radiated Restricted Upper Band Edge Measurement CDD Diversity

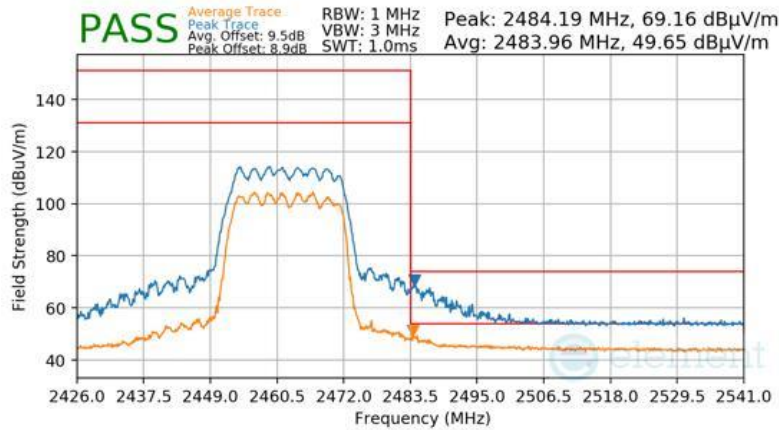
Mode	802.11ax-SU
Data Rate	MCS4
Distance of Measurement	3 Meters
Operating Frequency	2462MHz
Channel	11



Plot 7-959 Radiated Restricted Upper Band Edge Measurement CDD Diversity

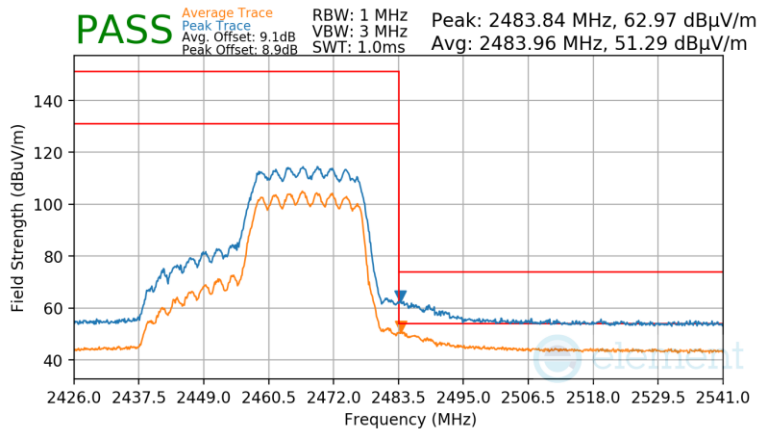
FCC ID: BCGA2836 IC: 579C-A2836		MEASUREMENT REPORT (CERTIFICATION)	Approved by: Technical Manager
Test Report S/N: 1C2311270067-03.BCG	Test Dates: 1/8/2024 - 3/15/2024	EUT Type: Tablet Device	Page 563 of 583

Mode	802.11ax-SU
Data Rate	MCS9
Distance of Measurement	3 Meters
Operating Frequency	2462MHz
Channel	11



Plot 7-960 Radiated Restricted Upper Band Edge Measurement CDD Diversity

Mode	802.11ax-SU
Data Rate	MCS2
Distance of Measurement	3 Meters
Operating Frequency	2467MHz
Channel	12

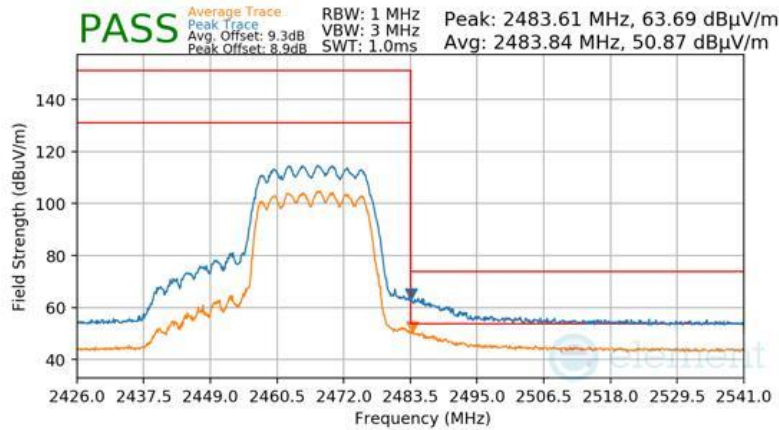


Plot 7-961 Radiated Restricted Upper Band Edge Measurement CDD Diversity

FCC ID: BCGA2836 IC: 579C-A2836		MEASUREMENT REPORT (CERTIFICATION)	Approved by: Technical Manager
Test Report S/N: 1C2311270067-03.BCG	Test Dates: 1/8/2024 - 3/15/2024	EUT Type: Tablet Device	Page 564 of 583

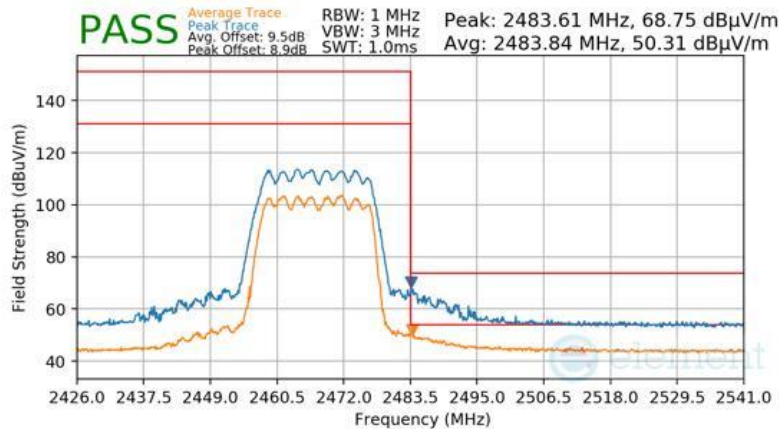


Mode	802.11ax-SU
Data Rate	MCS4
Distance of Measurement	3 Meters
Operating Frequency	2467MHz
Channel	12



Plot 7-962 Radiated Restricted Upper Band Edge Measurement CDD Diversity

Mode	802.11ax-SU
Data Rate	MCS9
Distance of Measurement	3 Meters
Operating Frequency	2467MHz
Channel	12



Plot 7-963 Radiated Restricted Upper Band Edge Measurement CDD Diversity

FCC ID: BCGA2836 IC: 579C-A2836		MEASUREMENT REPORT (CERTIFICATION)	Approved by: Technical Manager
Test Report S/N: 1C2311270067-03.BCG	Test Dates: 1/8/2024 - 3/15/2024	EUT Type: Tablet Device	Page 565 of 583

## 7.8 Radiated Spurious Emissions – Below 1GHz

**§15.209; RSS-Gen [8.9]**

### Test Overview and Limit

All out of band radiated spurious emissions are measured with a spectrum analyzer connected to a receive antenna while the EUT is operating at its maximum duty cycle, at maximum power, and at the appropriate frequencies. All data rates and modes were investigated for radiated spurious emissions. Only the radiated emissions of the configuration that produced the worst case emissions are reported in this section.

***All out of band emissions appearing in a restricted band as specified in Section 15.205 of the Title 47 CFR and Table 7 of RSS-Gen (8.10) must not exceed the limits shown in Table 7-111 per Section 15.209 and RSS-Gen (8.9).***

Frequency	Field Strength [ $\mu\text{V/m}$ ]	Measured Distance [Meters]
0.009 – 0.490 MHz	2400/F (kHz)	300
0.490 – 1.705 MHz	24000/F (kHz)	30
1.705 – 30.00 MHz	30	30
30.00 – 88.00 MHz	100	3
88.00 – 216.0 MHz	150	3
216.0 – 960.0 MHz	200	3
Above 960.0 MHz	500	3

**Table 7-111. Radiated Limits**

### Test Procedures Used

ANSI C63.10-2013

### Test Settings

#### Quasi-Peak Field Strength Measurements

1. Analyzer center frequency was set to the frequency of the radiated spurious emission of interest
2. RBW = 120kHz (for emissions from 30MHz – 1GHz)
3. Detector = quasi-peak
4. Sweep time = auto couple
5. Trace mode = max hold
6. Trace was allowed to stabilize

#### Peak Field Strength Measurements

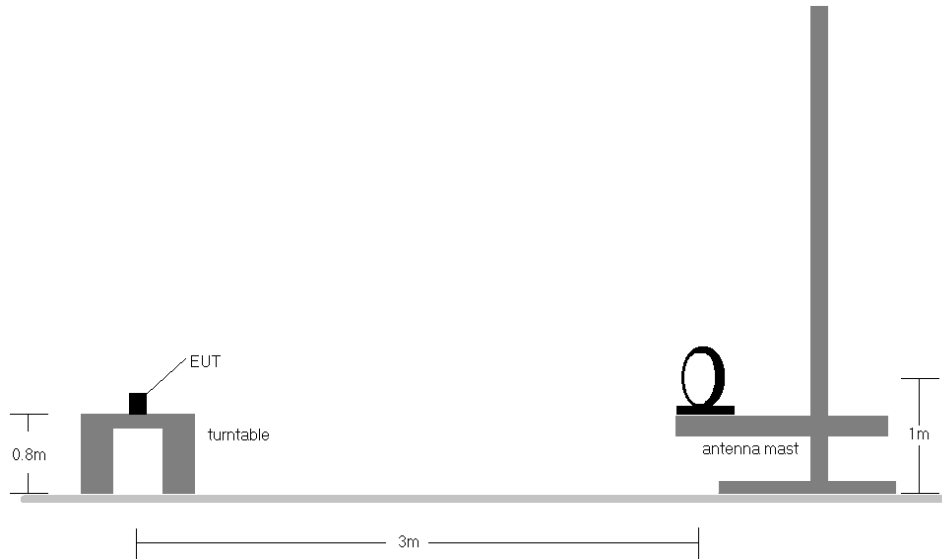
1. Analyzer center frequency was set to the frequency of the radiated spurious emission of interest
2. RBW = 120kHz (for emissions from 30MHz – 1GHz)
3. VBW = 300kHz
4. Detector = peak
5. Sweep time = auto couple
6. Trace mode = max hold

FCC ID: BCGA2836 IC: 579C-A2836		MEASUREMENT REPORT (CERTIFICATION)	Approved by: Technical Manager
Test Report S/N: 1C2311270067-03.BCG	Test Dates: 1/8/2024 - 3/15/2024	EUT Type: Tablet Device	Page 566 of 583

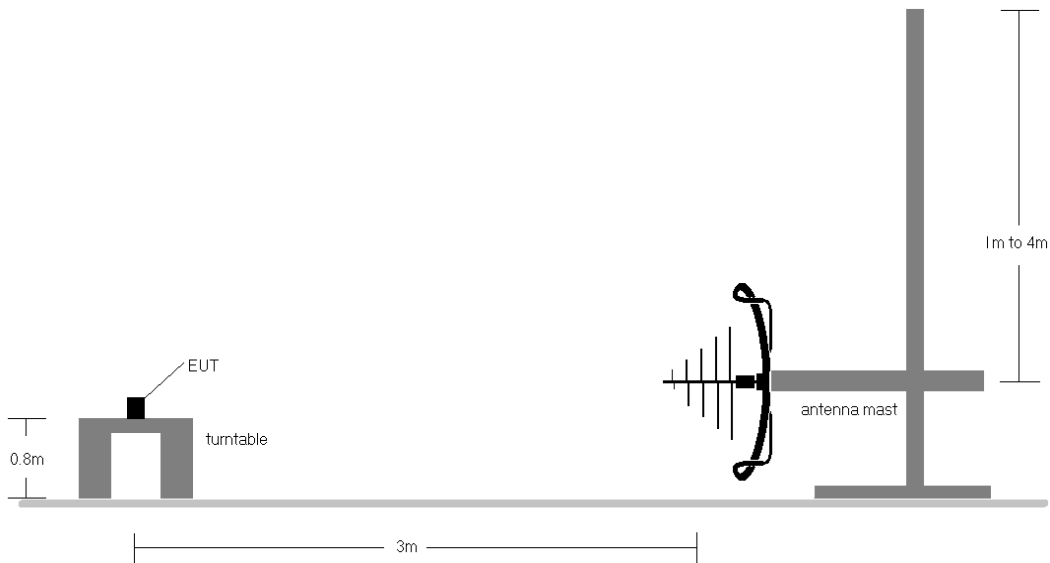
V 10.6 09/14/2023

**Test Setup**

The EUT and measurement equipment were set up as shown in the diagrams below.



**Figure 7-7. Radiated Test Setup < 30Mhz**



**Figure 7-8. Radiated Test Setup < 1GHz**

<b>FCC ID:</b> BCGA2836 <b>IC:</b> 579C-A2836	 <b>MEASUREMENT REPORT (CERTIFICATION)</b>		<b>Approved by:</b> Technical Manager
<b>Test Report S/N:</b> 1C2311270067-03.BCG	<b>Test Dates:</b> 1/8/2024 - 3/15/2024	<b>EUT Type:</b> Tablet Device	Page 567 of 583

V 10.6 09/14/2023

**Test Notes**

1. All emissions lying in restricted bands specified in §15.205 and RSS-Gen(8.10) are below the limit shown in Table 7-111.
2. The broadband receive antenna is manipulated through vertical and horizontal polarizations during the tests. The EUT is manipulated through three orthogonal planes. For below 30MHz the loop antenna was positioned in 3 orthogonal planes (X front, Y side, Z top) to determine the orientation resulting in the worst case emissions.
3. This unit was tested with its standard battery.
4. The spectrum is investigated using a peak detector and final measurements are recorded using CISPR quasi peak detector for emissions within 6dB of the limit.
5. Emissions were measured at a 3 meter test distance.
6. Emissions are investigated while operating on the center channel of the mode, band, and modulation that produced the worst case results during the transmitter spurious emissions testing.
7. Both configurations below were investigated, and the worst case has been reported.
  - a. EUT powered by AC/DC adaptor via USB-C cable with wire charger
  - b. EUT powered by host PC via USB-C cable with wire charger
8. The results recorded using the broadband antenna is known to correlate with the results obtained by using a tuned dipole with an acceptable degree of accuracy. The VSWR for the measurement antenna was found to be less than 2:1.
9. The wide spectrum spurious emissions plots shown on the following pages are used only for the purpose of emission identification.
10. The unit was tested with all possible modes and only the highest emission is reported.
11. All antenna configurations were investigated and only the worst case is reported.

**Sample Calculations**

**Determining Spurious Emissions Levels**

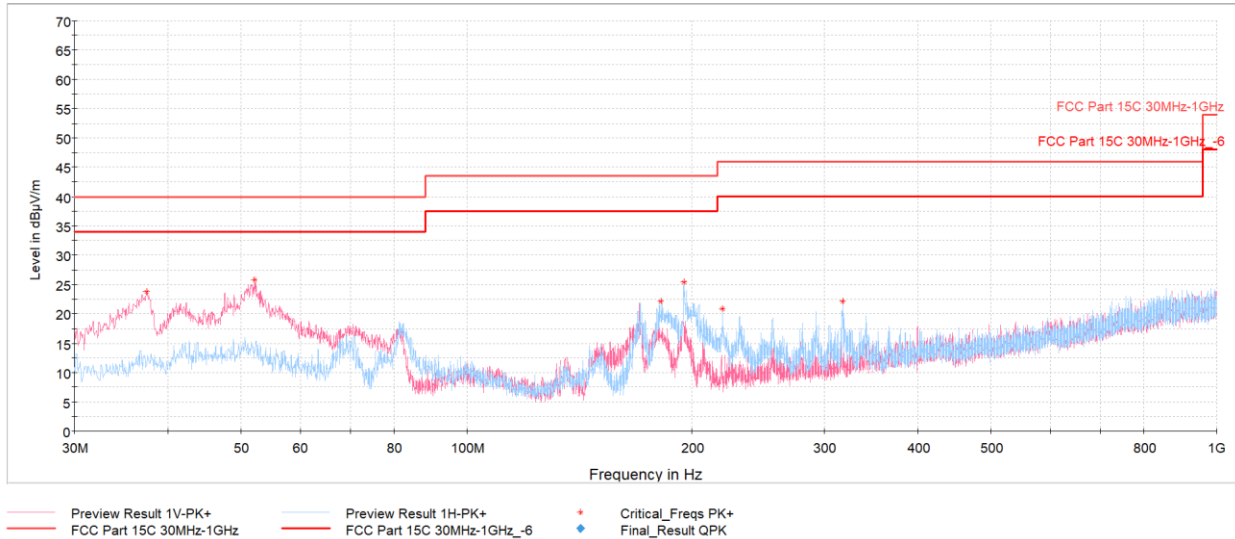
- Field Strength Level  $_{[dB\mu V/m]} = \text{Analyzer Level }_{[dBm]} + 107 + \text{AFCL }_{[dB/m]}$
- $\text{AFCL }_{[dB/m]} = \text{Antenna Factor }_{[dB/m]} + \text{Cable Loss }_{[dB]} - \text{Preamplifier Gain }_{[dB]}$
- $\text{Margin }_{[dB]} = \text{Field Strength Level }_{[dB\mu V/m]} - \text{Limit }_{[dB\mu V/m]}$

<b>FCC ID:</b> BCGA2836 <b>IC:</b> 579C-A2836	 <b>MEASUREMENT REPORT (CERTIFICATION)</b>	<b>Approved by:</b> Technical Manager
<b>Test Report S/N:</b> 1C2311270067-03.BCG		<b>Test Dates:</b> 1/8/2024 - 3/15/2024

V 10.6 09/14/2023

## CDD Primary Radiated Spurious Emissions Measurements (Below 1GHz)

§15.209; RSS-Gen [8.9]

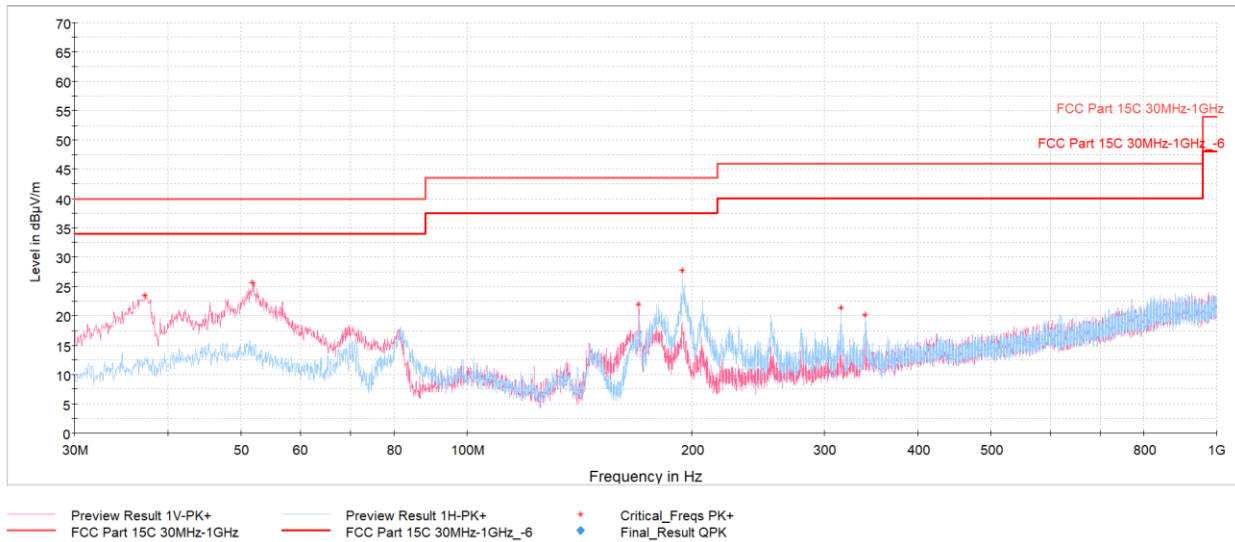


Plot 7-964. Radiated Spurious Emissions below 1GHz CDD Primary 11n Ch.6, with AC/DC Adapter

Frequency [MHz]	Detector	Ant. Pol. [H/V]	Antenna Height [cm]	Turntable Azimuth [degree]	Analyzer Level [dBm]	AFCL [dB/m]	Field Strength [dBµV/m]	Limit [dBµV/m]	Margin [dB]
37.42	Max-Peak	V	100	0	-68.06	-15.13	23.81	40.00	-16.19
52.16	Max-Peak	V	100	300	-68.02	-13.17	25.81	40.00	-14.19
181.37	Max-Peak	H	200	209	-66.31	-18.54	22.15	43.52	-21.37
194.90	Max-Peak	H	100	191	-64.95	-16.72	25.33	43.52	-18.19
219.44	Max-Peak	H	100	177	-69.40	-16.71	20.89	46.02	-25.13
316.88	Max-Peak	H	100	34	-71.03	-13.94	22.03	46.02	-23.99

Table 7-112. Radiated Spurious Emissions below 1GHz CDD Primary 11n Ch.6, with AC/DC Adapter

FCC ID: BCGA2836 IC: 579C-A2836		MEASUREMENT REPORT (CERTIFICATION)	Approved by: Technical Manager
Test Report S/N: 1C2311270067-03.BCG	Test Dates: 1/8/2024 - 3/15/2024	EUT Type: Tablet Device	Page 569 of 583



**Plot 7-965. Radiated Spurious Emissions below 1GHz CDD Primary 11ax - SU Ch.6, with AC/DC Adapter**

Frequency [MHz]	Detector	Ant. Pol. [H/V]	Antenna Height [cm]	Turntable Azimuth [degree]	Analyzer Level [dBm]	AFCL [dB/m]	Field Strength [dBµV/m]	Limit [dBµV/m]	Margin [dB]
37.23	Max-Peak	V	100	271	-68.37	-15.18	23.45	40.00	-16.55
51.78	Max-Peak	V	100	294	-68.22	-13.13	25.65	40.00	-14.35
169.58	Max-Peak	V	100	5	-65.79	-19.19	22.02	43.52	-21.50
194.03	Max-Peak	H	100	188	-62.41	-16.93	27.66	43.52	-15.86
315.47	Max-Peak	H	100	9	-71.64	-13.99	21.37	46.02	-24.65
339.72	Max-Peak	H	100	104	-73.79	-12.97	20.24	46.02	-25.78

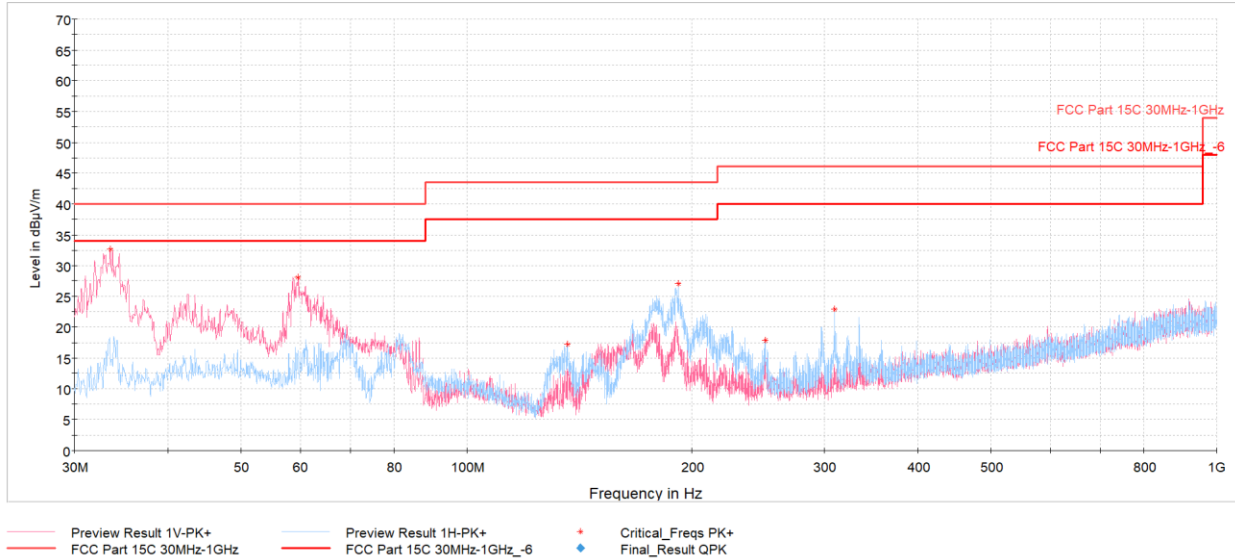
**Table 7-113. Radiated Spurious Emissions below 1GHz CDD Primary 11ax - SU Ch.6, with AC/DC Adapter**

FCC ID: BCGA2836 IC: 579C-A2836		MEASUREMENT REPORT (CERTIFICATION)	Approved by: Technical Manager
Test Report S/N: 1C2311270067-03.BCG	Test Dates: 1/8/2024 - 3/15/2024	EUT Type: Tablet Device	Page 570 of 583



## CDD Diversity Radiated Spurious Emissions Measurements (Below 1GHz)

§15.209; RSS-Gen [8.9]

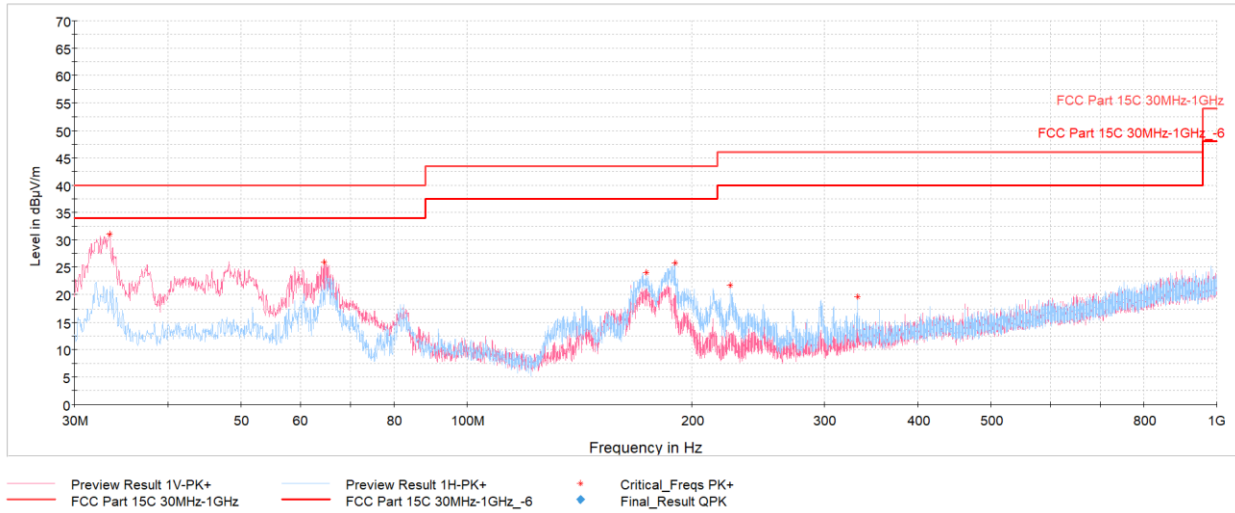


Plot 7-966. Radiated Spurious Emissions below 1GHz CDD Diversity 11n Ch.6, with AC/DC Adapter

Frequency [MHz]	Detector	Ant. Pol. [H/V]	Antenna Height [cm]	Turntable Azimuth [degree]	Analyzer Level [dBm]	AFCL [dB/m]	Field Strength [dBµV/m]	Limit [dBµV/m]	Margin [dB]
33.49	Max-Peak	V	100	208	-58.57	-15.84	32.59	40.00	-7.41
59.63	Max-Peak	V	300	173	-63.71	-15.15	28.14	40.00	-11.86
136.31	Max-Peak	H	200	192	-69.58	-20.27	17.15	43.52	-26.37
191.65	Max-Peak	H	200	233	-62.70	-17.30	27.00	43.52	-16.52
250.24	Max-Peak	H	100	266	-73.75	-15.41	17.84	46.02	-28.18
309.17	Max-Peak	H	100	23	-69.84	-14.27	22.89	46.02	-23.13

Table 7-114. Radiated Spurious Emissions below 1GHz CDD Diversity 11n Ch.6, with AC/DC Adapter

FCC ID: BCGA2836 IC: 579C-A2836		MEASUREMENT REPORT (CERTIFICATION)	Approved by: Technical Manager
Test Report S/N: 1C2311270067-03.BCG	Test Dates: 1/8/2024 - 3/15/2024	EUT Type: Tablet Device	Page 571 of 583



**Plot 7-967. Radiated Spurious Emissions below 1GHz CDD Diversity 11ax - SU Ch.6, with AC/DC Adapter**

Frequency [MHz]	Detector	Ant. Pol. [H/V]	Antenna Height [cm]	Turntable Azimuth [degree]	Analyzer Level [dBm]	AFCL [dB/m]	Field Strength [dBµV/m]	Limit [dBµV/m]	Margin [dB]
33.40	Max-Peak	V	300	276	-60.12	-15.86	31.02	40.00	-8.98
64.68	Max-Peak	V	300	221	-64.12	-16.92	25.96	40.00	-14.04
173.51	Max-Peak	H	200	44	-63.80	-19.23	23.97	43.52	-19.55
189.52	Max-Peak	H	100	341	-63.75	-17.54	25.71	43.52	-17.81
224.82	Max-Peak	H	100	207	-68.89	-16.37	21.74	46.02	-24.28
332.06	Max-Peak	H	100	0	-73.96	-13.39	19.65	46.02	-26.37

**Table 7-115. Radiated Spurious Emissions below 1GHz CDD Diversity 11ax - SU Ch.6, with AC/DC Adapter**

FCC ID: BCGA2836 IC: 579C-A2836		MEASUREMENT REPORT (CERTIFICATION)	Approved by: Technical Manager
Test Report S/N: 1C2311270067-03.BCG	Test Dates: 1/8/2024 - 3/15/2024	EUT Type: Tablet Device	Page 572 of 583

## 7.9 AC Line-Conducted Emissions Measurement

§15.207; RSS-Gen [8.8]

### Test Overview and Limit

All AC line conducted spurious emissions are measured with a receiver connected to a grounded LISN while the EUT is operating at its maximum duty cycle, at maximum power, and at the appropriate frequencies. All data rates and modes were investigated for AC Line conducted spurious emissions. Only the conducted emissions of the configuration that produced the worst case emissions are reported in this section.

**All conducted emissions must not exceed the limits shown in the table below, per Section 15.207 and RSS-Gen (8.8).**

Frequency of emission (MHz)	Conducted Limit (dB $\mu$ V)	
	Quasi-peak	Average
0.15 – 0.5	66 to 56*	56 to 46*
0.5 – 5	56	46
5 – 30	60	50

**Table 7-116. Conducted Limits**

\*Decreases with the logarithm of the frequency.

### Test Procedures Used

ANSI C63.10-2013, Subclause 6.2

### Test Settings

#### Quasi-Peak Measurements

1. Analyzer center frequency was set to the frequency of the spurious emission of interest
2. RBW = 9kHz (for emissions from 150kHz – 30MHz)
3. Detector = quasi-peak
4. Sweep time = auto couple
5. Trace mode = max hold
6. Trace was allowed to stabilize

#### Average Measurements

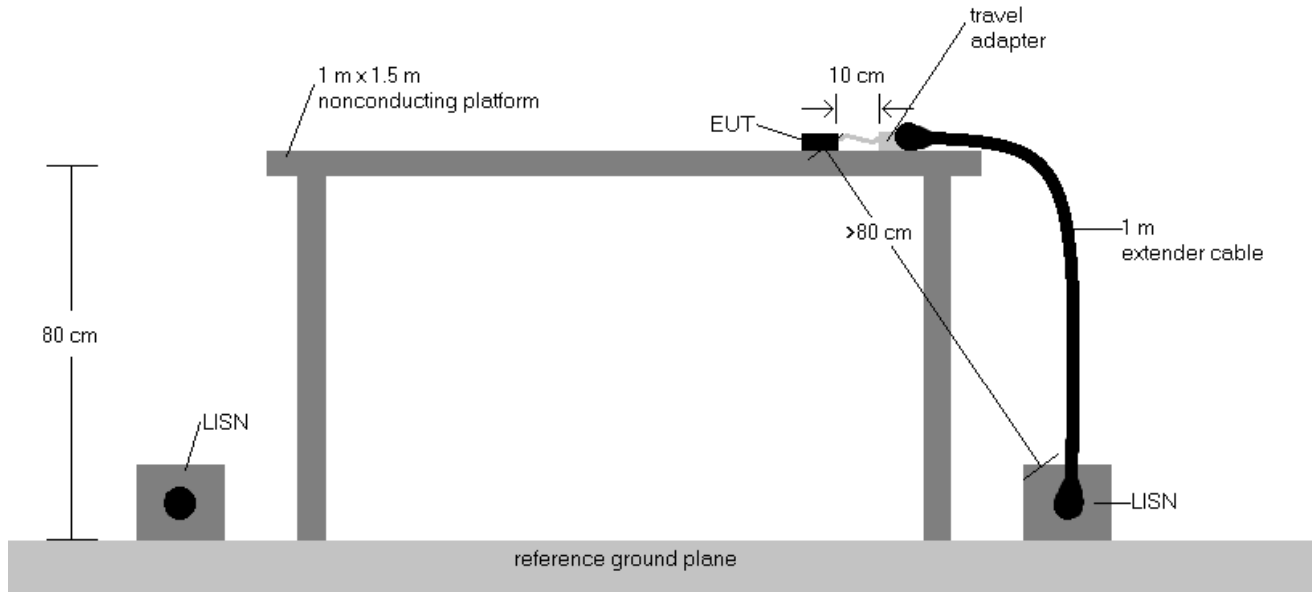
1. Analyzer center frequency was set to the frequency of the spurious emission of interest
2. RBW = 9kHz (for emissions from 150kHz – 30MHz)
3. Detector = RMS
4. Sweep time = auto couple
5. Trace mode = max hold
6. Trace was allowed to stabilize

FCC ID: BCGA2836 IC: 579C-A2836		MEASUREMENT REPORT (CERTIFICATION)	Approved by: Technical Manager
Test Report S/N: 1C2311270067-03.BCG	Test Dates: 1/8/2024 - 3/15/2024	EUT Type: Tablet Device	Page 573 of 583

V 10.6 09/14/2023

## Test Setup

The EUT and measurement equipment were set up as shown in the diagram below.



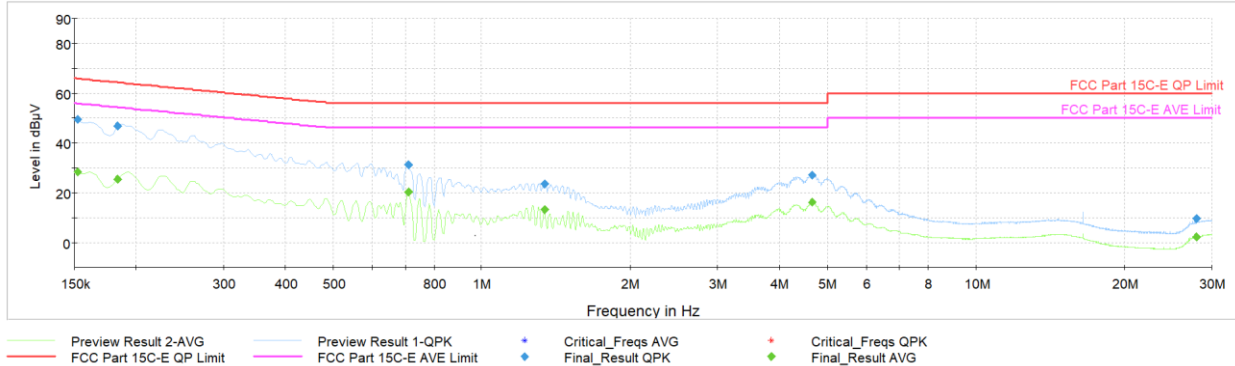
**Figure 7-9. Test Instrument & Measurement Setup**

## Test Notes

1. All modes of operation were investigated and the worst-case emissions are reported. The emissions found were not affected by the choice of channel used during testing.
2. Both configurations below were investigated, and the worst case has been reported.
  - a. EUT powered by AC/DC adaptor via USB-C cable with wire charger
  - b. EUT powered by host PC via USB-C cable with wire charger
3. The limit for an intentional radiator from 150kHz to 30MHz are specified in Part 15.207 and RSS-Gen(8.8).
4.  $\text{Corr. (dB)} = \text{Cable loss (dB)} + \text{LISN insertion factor (dB)}$
5.  $\text{QP/AV Level (dB}\mu\text{V)} = \text{QP/AV Analyzer/Receiver Level (dB}\mu\text{V)} + \text{Corr. (dB)}$
6.  $\text{Margin (dB)} = \text{QP/AV Level (dB}\mu\text{V)} - \text{QP/AV Limit (dB}\mu\text{V)}$
7. Traces shown in plot are made using quasi peak and average detectors.
8. Deviations to the Specifications: None.
9. The unit was tested with all possible modes and only the highest emission is reported.

FCC ID: BCGA2836 IC: 579C-A2836		MEASUREMENT REPORT (CERTIFICATION)	Approved by: Technical Manager
Test Report S/N: 1C2311270067-03.BCG	Test Dates: 1/8/2024 - 3/15/2024	EUT Type: Tablet Device	Page 574 of 583

V 10.6 09/14/2023

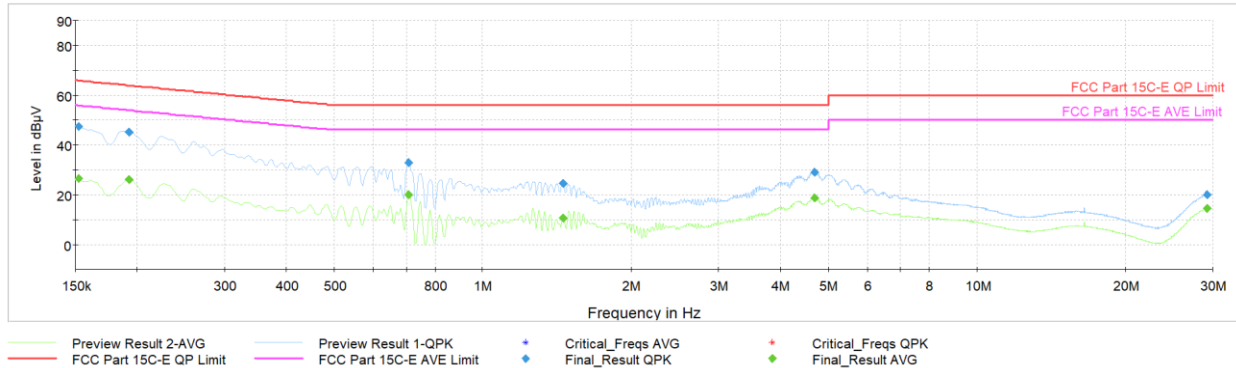


**Plot 7-968. AC Line Conducted Plot with CDD Primary 11n Ch.6 (L1, with AC/DC Adapter)**

Frequency [MHz]	Process State	QuasiPeak [dBµV]	Average [dBµV]	Limit [dBµV]	Margin [dB]	Line	PE
0.152	FINAL	—	28.44	55.88	-27.44	L1	GND
0.152	FINAL	49.5	—	65.88	-16.42	L1	GND
0.184	FINAL	—	25.59	54.31	-28.72	L1	GND
0.184	FINAL	46.9	—	64.31	-17.47	L1	GND
0.710	FINAL	—	20.26	46.00	-25.74	L1	GND
0.710	FINAL	31.2	—	56.00	-24.82	L1	GND
1.340	FINAL	—	13.18	46.00	-32.82	L1	GND
1.343	FINAL	23.5	—	56.00	-32.48	L1	GND
4.655	FINAL	27.2	—	56.00	-28.79	L1	GND
4.655	FINAL	—	16.14	46.00	-29.86	L1	GND
27.996	FINAL	—	2.36	50.00	-47.64	L1	GND
27.996	FINAL	9.6	—	60.00	-50.41	L1	GND

**Table 7-117. AC Line Conducted Data with CDD Primary 11n Ch.6 (L1, with AC/DC Adapter)**

FCC ID: BCGA2836 IC: 579C-A2836		MEASUREMENT REPORT (CERTIFICATION)	Approved by: Technical Manager
Test Report S/N: 1C2311270067-03.BCG	Test Dates: 1/8/2024 - 3/15/2024	EUT Type: Tablet Device	Page 575 of 583



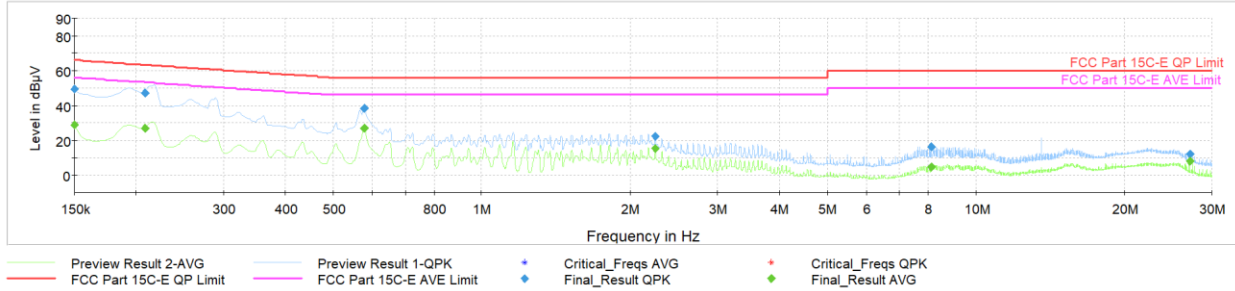
**Plot 7-969. AC Line Conducted Plot with CDD Primary 11n Ch.6 (N, with AC/DC Adapter)**

Frequency [MHz]	Process State	QuasiPeak [dBµV]	Average [dBµV]	Limit [dBµV]	Margin [dB]	Line	PE
0.152	FINAL	—	26.31	55.88	-29.57	N	GND
0.152	FINAL	47.4	—	65.88	-18.44	N	GND
0.193	FINAL	—	26.17	53.92	-27.75	N	GND
0.193	FINAL	45.1	—	63.92	-18.87	N	GND
0.708	FINAL	—	19.92	46.00	-26.08	N	GND
0.708	FINAL	33.0	—	56.00	-23.05	N	GND
1.453	FINAL	—	10.75	46.00	-35.25	N	GND
1.453	FINAL	—	10.75	46.00	-35.25	N	GND
4.702	FINAL	29.1	—	56.00	-26.95	N	GND
4.702	FINAL	—	18.78	46.00	-27.22	N	GND
29.249	FINAL	19.9	—	60.00	-40.09	N	GND
29.258	FINAL	—	14.43	50.00	-35.57	N	GND

**Table 7-118. AC Line Conducted Data with CDD Primary 11n Ch.6 (N, with AC/DC Adapter)**

FCC ID: BCGA2836 IC: 579C-A2836		MEASUREMENT REPORT (CERTIFICATION)	Approved by: Technical Manager
Test Report S/N: 1C2311270067-03.BCG	Test Dates: 1/8/2024 - 3/15/2024	EUT Type: Tablet Device	Page 576 of 583



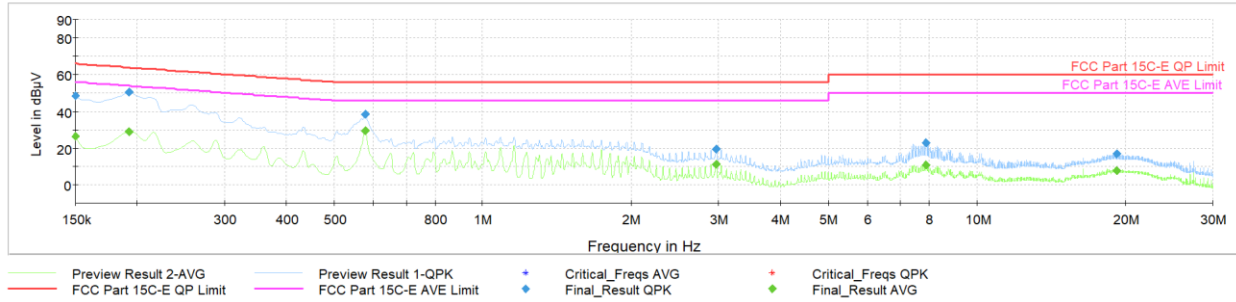


**Plot 7-970. AC Line Conducted Plot with CDD Primary 11ax - SU Ch.6 (L1, with AC/DC Adapter)**

Frequency [MHz]	Process State	QuasiPeak [dBµV]	Average [dBµV]	Limit [dBµV]	Margin [dB]	Line	PE
0.150	FINAL	—	28.58	56.00	-27.42	L1	GND
0.150	FINAL	49.6	—	66.00	-16.37	L1	GND
0.209	FINAL	—	27.10	53.27	-26.17	L1	GND
0.209	FINAL	47.3	—	63.27	-15.92	L1	GND
0.580	FINAL	—	26.78	46.00	-19.22	L1	GND
0.580	FINAL	38.6	—	56.00	-17.41	L1	GND
2.247	FINAL	22.5	—	56.00	-33.54	L1	GND
2.247	FINAL	—	15.19	46.00	-30.81	L1	GND
8.129	FINAL	16.4	—	60.00	-43.65	L1	GND
8.129	FINAL	—	4.57	50.00	-45.43	L1	GND
27.094	FINAL	—	7.90	50.00	-42.10	L1	GND
27.094	FINAL	12.3	—	60.00	-47.69	L1	GND

**Table 7-119. AC Line Conducted Data with CDD Primary 11ax - SU Ch.6 (L1, with AC/DC Adapter)**

FCC ID: BCGA2836 IC: 579C-A2836		MEASUREMENT REPORT (CERTIFICATION)	Approved by: Technical Manager
Test Report S/N: 1C2311270067-03.BCG	Test Dates: 1/8/2024 - 3/15/2024	EUT Type: Tablet Device	Page 577 of 583

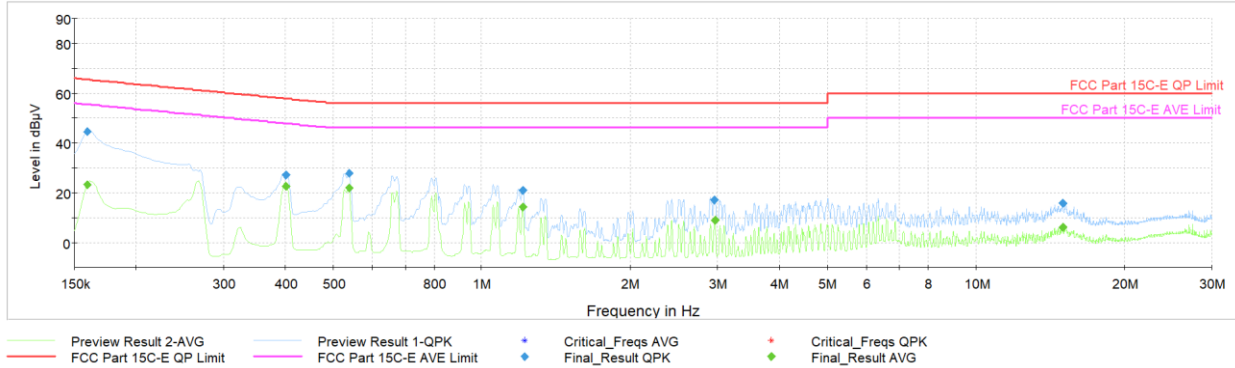


**Plot 7-971. AC Line Conducted Plot with CDD Primary 11ax - SU Ch.6 (N, with AC/DC Adapter)**

Frequency [MHz]	Process State	QuasiPeak [dBµV]	Average [dBµV]	Limit [dBµV]	Margin [dB]	Line	PE
0.150	FINAL	—	26.50	56.00	-29.50	N	GND
0.150	FINAL	48.3	—	66.00	-17.74	N	GND
0.193	FINAL	—	28.91	53.92	-25.01	N	GND
0.193	FINAL	50.5	—	63.92	-13.46	N	GND
0.580	FINAL	—	29.31	46.00	-16.69	N	GND
0.580	FINAL	38.7	—	56.00	-17.35	N	GND
2.969	FINAL	19.3	—	56.00	-36.74	N	GND
2.969	FINAL	—	11.41	46.00	-34.59	N	GND
7.879	FINAL	22.8	—	60.00	-37.19	N	GND
7.879	FINAL	—	10.73	50.00	-39.27	N	GND
19.147	FINAL	—	7.90	50.00	-42.10	N	GND
19.147	FINAL	16.8	—	60.00	-43.24	N	GND

**Table 7-120. AC Line Conducted Data with CDD Primary 11ax - SU Ch.6 (N, with AC/DC Adapter)**

FCC ID: BCGA2836 IC: 579C-A2836		MEASUREMENT REPORT (CERTIFICATION)	Approved by: Technical Manager
Test Report S/N: 1C2311270067-03.BCG	Test Dates: 1/8/2024 - 3/15/2024	EUT Type: Tablet Device	Page 578 of 583

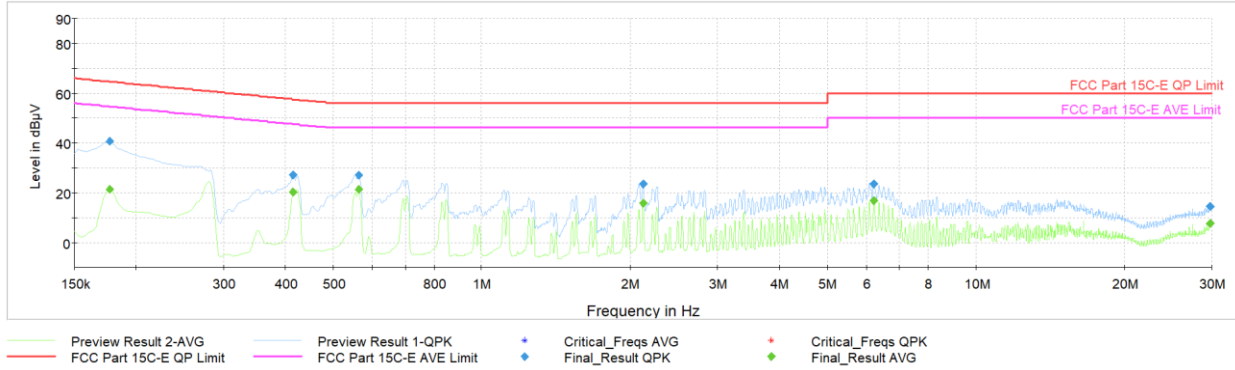


**Plot 7-972. AC Line Conducted Plot with CDD Diversity 11n Ch.6 (L1, with AC/DC Adapter)**

Frequency [MHz]	Process State	QuasiPeak [dBµV]	Average [dBµV]	Limit [dBµV]	Margin [dB]	Line	PE
0.159	FINAL	—	23.29	55.52	-32.23	L1	GND
0.159	FINAL	44.6	—	65.52	-20.88	L1	GND
0.402	FINAL	—	22.66	47.81	-25.15	L1	GND
0.402	FINAL	27.1	—	57.81	-30.73	L1	GND
0.539	FINAL	—	21.87	46.00	-24.13	L1	GND
0.539	FINAL	27.7	—	56.00	-28.32	L1	GND
1.212	FINAL	20.8	—	56.00	-35.16	L1	GND
1.212	FINAL	—	14.31	46.00	-31.69	L1	GND
2.958	FINAL	17.1	—	56.00	-38.87	L1	GND
2.963	FINAL	—	8.94	46.00	-37.06	L1	GND
14.962	FINAL	—	6.26	50.00	-43.74	L1	GND
14.962	FINAL	15.7	—	60.00	-44.30	L1	GND

**Table 7-121. AC Line Conducted Data with CDD Diversity 11n Ch.6 (L1, with AC/DC Adapter)**

FCC ID: BCGA2836 IC: 579C-A2836		MEASUREMENT REPORT (CERTIFICATION)	Approved by: Technical Manager
Test Report S/N: 1C2311270067-03.BCG	Test Dates: 1/8/2024 - 3/15/2024	EUT Type: Tablet Device	Page 579 of 583

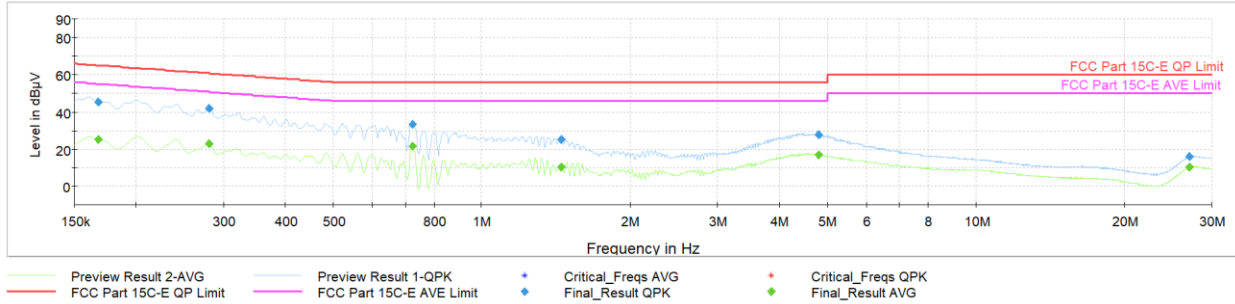


**Plot 7-973. AC Line Conducted Plot with CDD Diversity 11n Ch.6 (N, with AC/DC Adapter)**

Frequency [MHz]	Process State	QuasiPeak [dBµV]	Average [dBµV]	Limit [dBµV]	Margin [dB]	Line	PE
0.177	FINAL	—	21.33	54.63	-33.30	N	GND
0.177	FINAL	40.7	—	64.63	-23.97	N	GND
0.416	FINAL	—	20.41	47.54	-27.13	N	GND
0.416	FINAL	27.1	—	57.54	-30.46	N	GND
0.564	FINAL	—	21.38	46.00	-24.62	N	GND
0.564	FINAL	27.2	—	56.00	-28.79	N	GND
2.119	FINAL	23.6	—	56.00	-32.36	N	GND
2.119	FINAL	—	15.77	46.00	-30.23	N	GND
6.221	FINAL	23.6	—	60.00	-36.37	N	GND
6.221	FINAL	—	16.68	50.00	-33.32	N	GND
29.816	FINAL	—	7.59	50.00	-42.41	N	GND
29.816	FINAL	14.6	—	60.00	-45.39	N	GND

**Table 7-122. AC Line Conducted Data with CDD Diversity 11n Ch.6 (N, with AC/DC Adapter)**

FCC ID: BCGA2836 IC: 579C-A2836		MEASUREMENT REPORT (CERTIFICATION)	Approved by: Technical Manager
Test Report S/N: 1C2311270067-03.BCG	Test Dates: 1/8/2024 - 3/15/2024	EUT Type: Tablet Device	Page 580 of 583

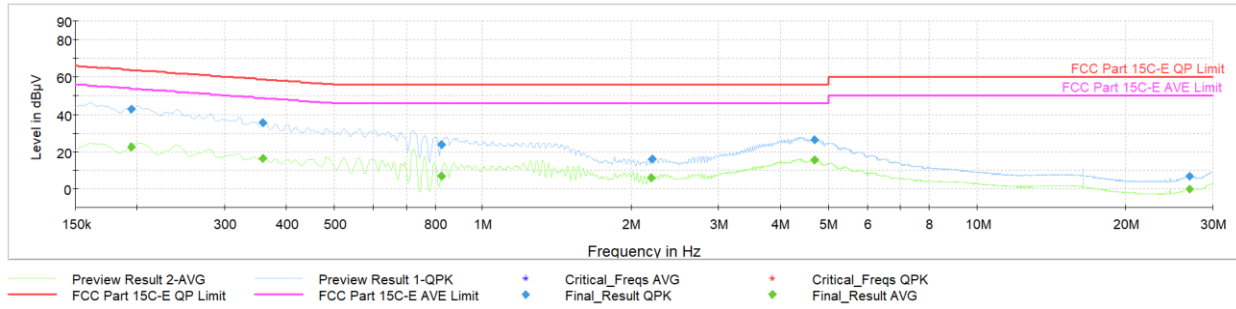


**Plot 7-974. AC Line Conducted Plot with CDD Diversity 11ax - SU Ch.6 (L1, with AC/DC Adapter)**

Frequency [MHz]	Process State	QuasiPeak [dBµV]	Average [dBµV]	Limit [dBµV]	Margin [dB]	Line	PE
0.168	FINAL	—	25.11	55.06	-29.94	L1	GND
0.168	FINAL	45.6	—	65.06	-19.49	L1	GND
0.281	FINAL	—	22.79	50.80	-28.01	L1	GND
0.281	FINAL	41.8	—	60.80	-19.03	L1	GND
0.724	FINAL	—	21.41	46.00	-24.59	L1	GND
0.724	FINAL	33.4	—	56.00	-22.59	L1	GND
1.448	FINAL	24.9	—	56.00	-31.07	L1	GND
1.448	FINAL	—	10.14	46.00	-35.86	L1	GND
4.799	FINAL	27.8	—	56.00	-28.23	L1	GND
4.799	FINAL	—	16.98	46.00	-29.02	L1	GND
26.988	FINAL	—	10.16	50.00	-39.84	L1	GND
26.988	FINAL	15.8	—	60.00	-44.17	L1	GND

**Table 7-123. AC Line Conducted Data with CDD Diversity 11ax - SU Ch.6 (L1, with AC/DC Adapter)**

FCC ID: BCGA2836 IC: 579C-A2836		MEASUREMENT REPORT (CERTIFICATION)	Approved by: Technical Manager
Test Report S/N: 1C2311270067-03.BCG	Test Dates: 1/8/2024 - 3/15/2024	EUT Type: Tablet Device	Page 581 of 583



**Plot 7-975. AC Line Conducted Plot with CDD Diversity 11ax - SU Ch.6 (N, with AC/DC Adapter)**

Frequency [MHz]	Process State	QuasiPeak [dBµV]	Average [dBµV]	Limit [dBµV]	Margin [dB]	Line	PE
0.195	FINAL	—	22.66	53.82	-31.16	N	GND
0.195	FINAL	42.6	—	63.82	-21.19	N	GND
0.359	FINAL	—	16.50	48.75	-32.24	N	GND
0.359	FINAL	35.4	—	58.75	-23.35	N	GND
0.825	FINAL	—	6.92	46.00	-39.08	N	GND
0.825	FINAL	24.0	—	56.00	-32.02	N	GND
2.198	FINAL	—	6.22	46.00	-39.78	N	GND
2.200	FINAL	15.9	—	56.00	-40.13	N	GND
4.704	FINAL	26.5	—	56.00	-29.48	N	GND
4.704	FINAL	—	15.61	46.00	-30.39	N	GND
26.943	FINAL	—	0.14	50.00	-49.86	N	GND
26.943	FINAL	7.0	—	60.00	-52.96	N	GND

**Table 7-124. AC Line Conducted Data with CDD Diversity 11ax - SU Ch.6 (N, with AC/DC Adapter)**

FCC ID: BCGA2836 IC: 579C-A2836		MEASUREMENT REPORT (CERTIFICATION)	Approved by: Technical Manager
Test Report S/N: 1C2311270067-03.BCG	Test Dates: 1/8/2024 - 3/15/2024	EUT Type: Tablet Device	Page 582 of 583



## 8.0 CONCLUSION

The data collected relate only the item(s) tested and show that the **Apple Tablet Device FCC ID: BCGA2836, IC: 579C-A2836** is in compliance with Part 15 Subpart C (15.247) of the FCC Rules and RSS-247 of the Innovation, Science and Economic Development Canada Rules.

<b>FCC ID:</b> BCGA2836 <b>IC:</b> 579C-A2836	 <b>MEASUREMENT REPORT (CERTIFICATION)</b>	<b>Approved by:</b> Technical Manager
<b>Test Report S/N:</b> 1C2311270067-03.BCG	<b>Test Dates:</b> 1/8/2024 - 3/15/2024	<b>EUT Type:</b> Tablet Device
		Page 583 of 583

V 10.6 09/14/2023