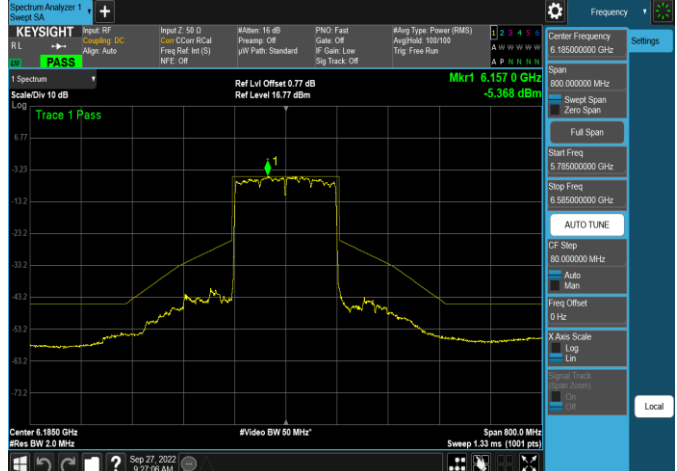
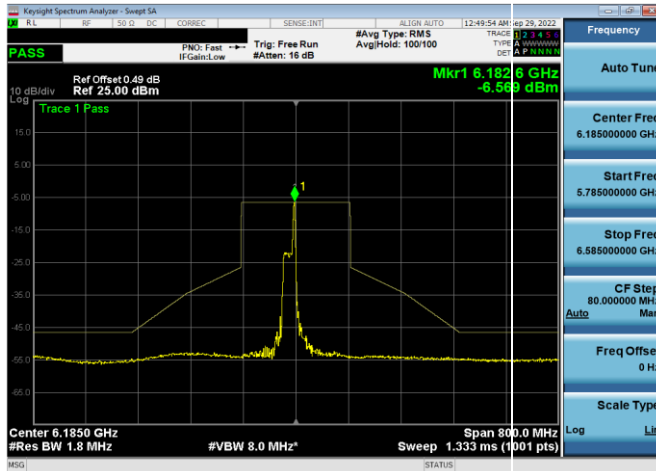


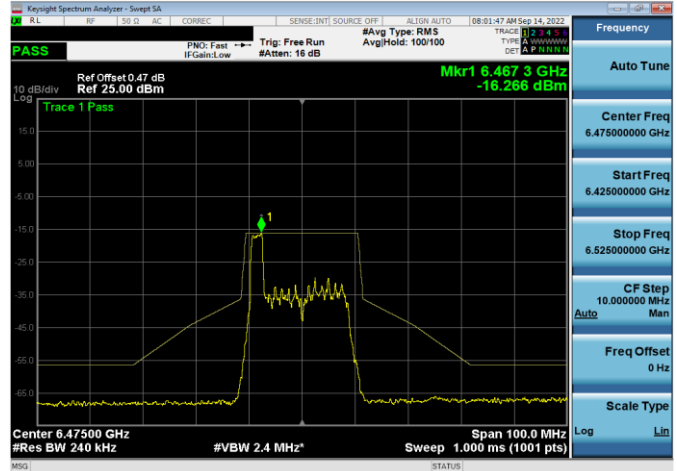
Plot 7-461. In-Band Emission Plot Antenna 4a (160MHz 802.11ax RU26 (UNII Band 5) – Ch. 47)



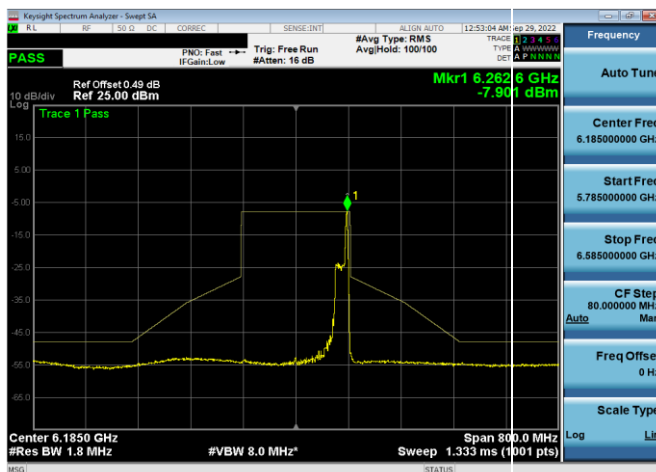
Plot 7-464. In-Band Emission Plot Antenna 4a (160MHz 802.11ax RU996x2 (UNII Band 5) – Ch. 47)



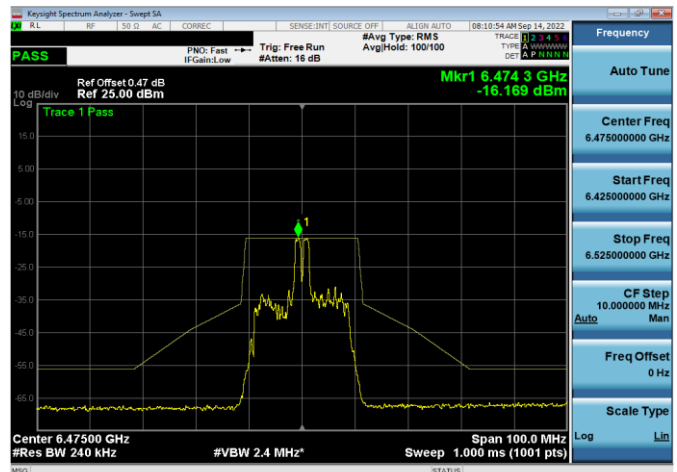
Plot 7-462. In-Band Emission Plot Antenna 4a (160MHz 802.11ax RU26 (UNII Band 5) – Ch. 47)



Plot 7-465. In-Band Emission Plot Antenna 4a (20MHz 802.11ax RU26 (UNII Band 6) – Ch. 105)

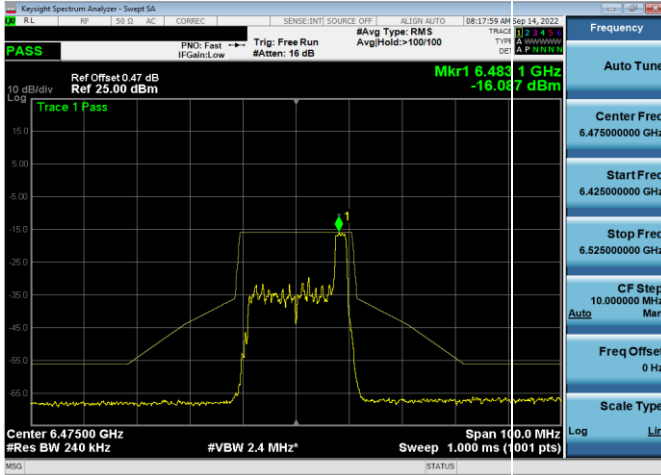


Plot 7-463. In-Band Emission Plot Antenna 4a (160MHz 802.11ax RU26 (UNII Band 5) – Ch. 47)

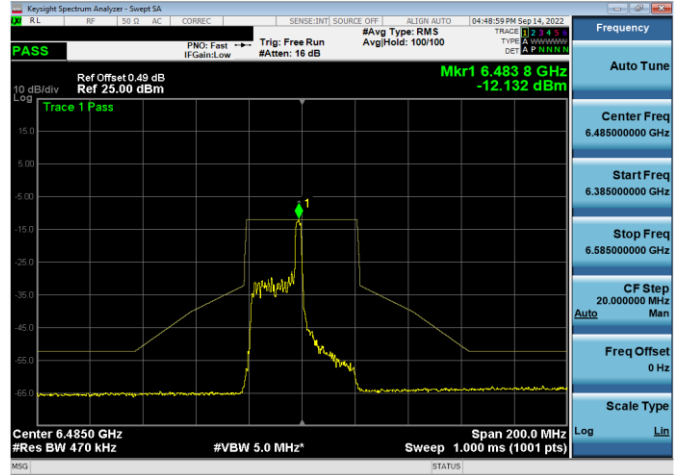


Plot 7-466. In-Band Emission Plot Antenna 4a (20MHz 802.11ax RU26 (UNII Band 6) – Ch. 105)

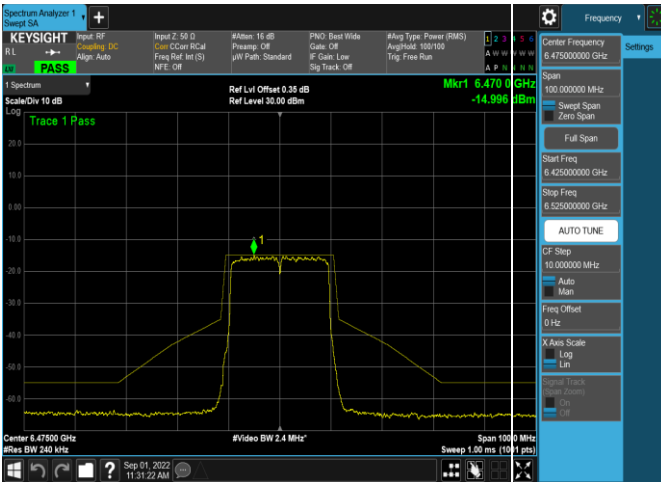
FCC ID: BCGA2764 IC: 579C-A2764	element	MEASUREMENT REPORT (CERTIFICATION)	Approved by: Technical Manager
Test Report S/N: 1C2205090028-22-R4.BCG	Test Dates: 5/30/2022 - 9/16/2022	EUT Type: Tablet Device	Page 130 of 324



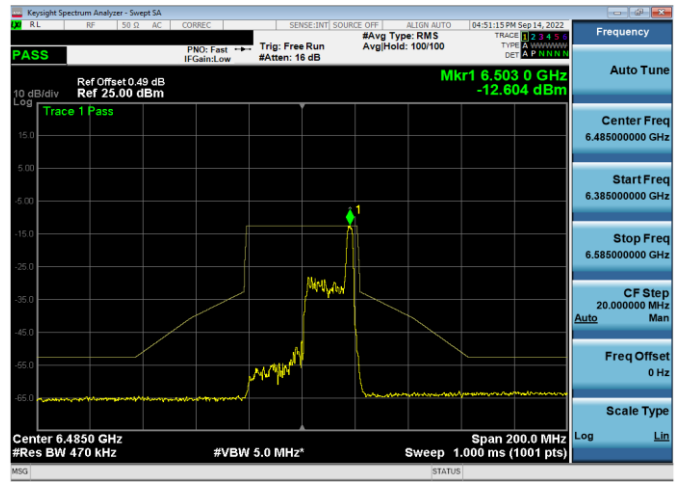
Plot 7-467. In-Band Emission Plot Antenna 4a (20MHz 802.11ax RU26 (UNII Band 6) – Ch. 105)



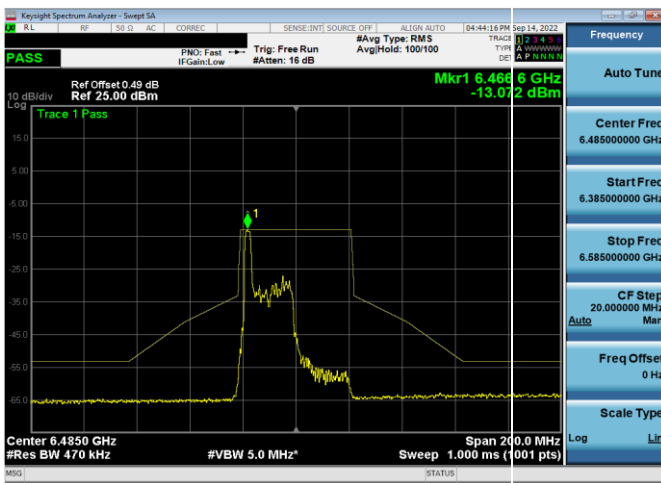
Plot 7-470. In-Band Emission Plot Antenna 4a (40MHz 802.11ax RU26 (UNII Band 6) – Ch. 107)



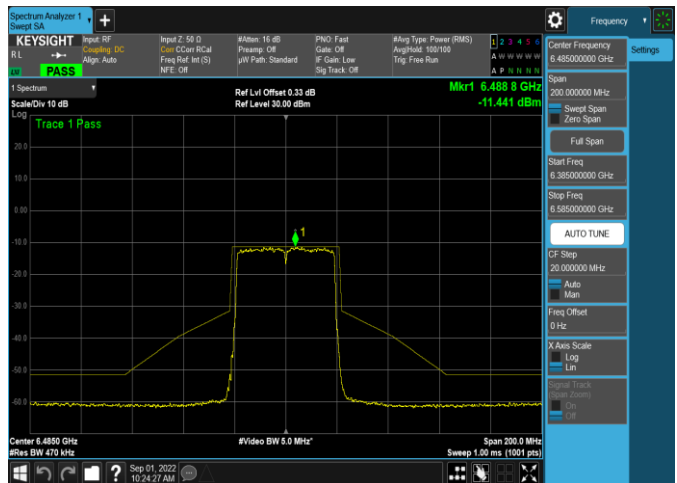
Plot 7-468. In-Band Emission Plot Antenna 4a (20MHz 802.11ax RU242 (UNII Band 6) – Ch. 105)



Plot 7-471. In-Band Emission Plot Antenna 4a (40MHz 802.11ax RU26 (UNII Band 6) – Ch. 107)

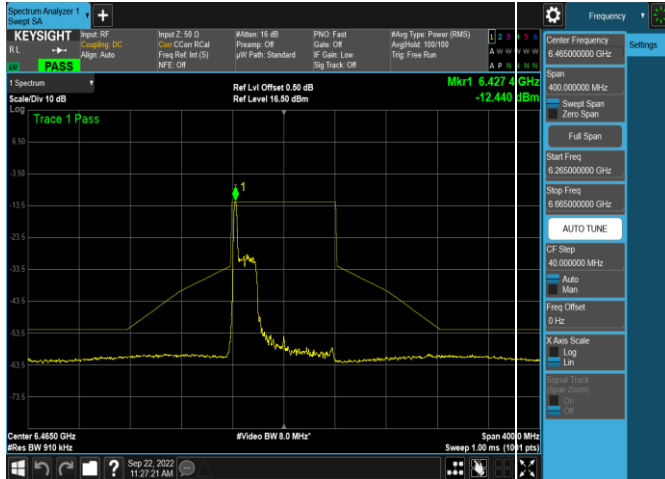


Plot 7-469. In-Band Emission Plot Antenna 4a (40MHz 802.11ax RU26 (UNII Band 6) – Ch. 107)

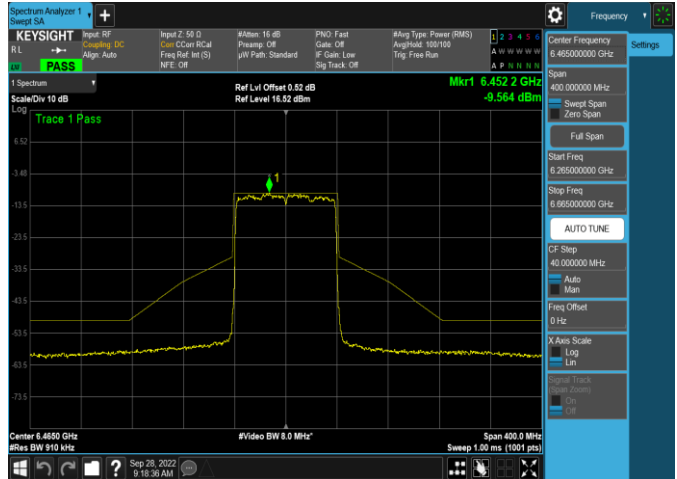


Plot 7-472. In-Band Emission Plot Antenna 4a (40MHz 802.11ax RU484 (UNII Band 6) – Ch. 107)

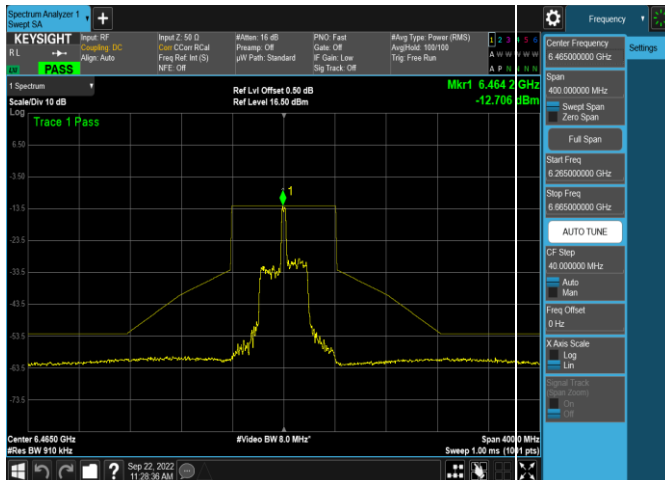
FCC ID: BCGA2764 IC: 579C-A2764		MEASUREMENT REPORT (CERTIFICATION)	Approved by: Technical Manager
Test Report S/N: 1C2205090028-22-R4.BCG	Test Dates: 5/30/2022 - 9/16/2022	EUT Type: Tablet Device	Page 131 of 324



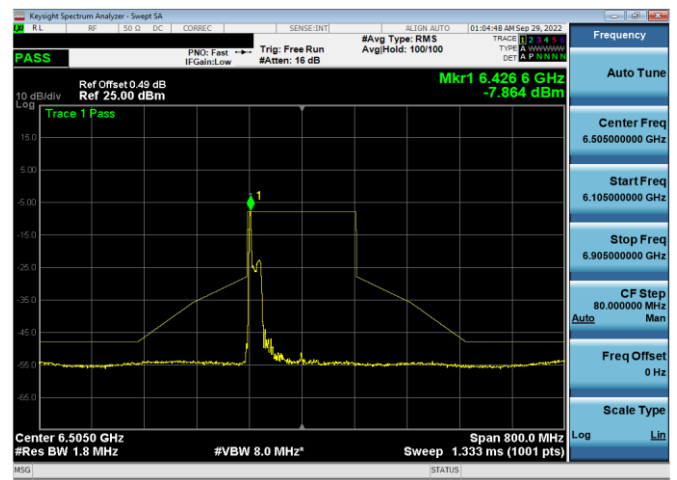
Plot 7-473. In-Band Emission Plot Antenna 4a (80MHz 802.11ax RU26 (UNII Band 6) – Ch. 103)



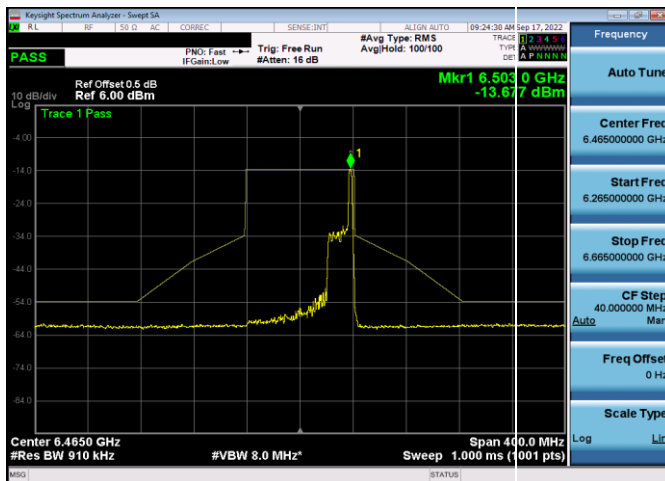
Plot 7-476. In-Band Emission Plot Antenna 4a (80MHz 802.11ax RU96 (UNII Band 6) – Ch. 103)



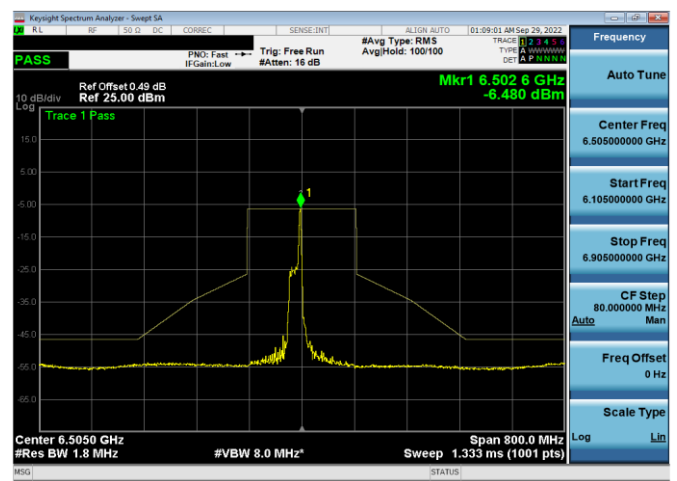
Plot 7-474. In-Band Emission Plot Antenna 4a (80MHz 802.11ax RU26 (UNII Band 6) – Ch. 103)



Plot 7-477. In-Band Emission Plot Antenna 4a (160MHz 802.11ax RU26 (UNII Band 6) – Ch. 111)

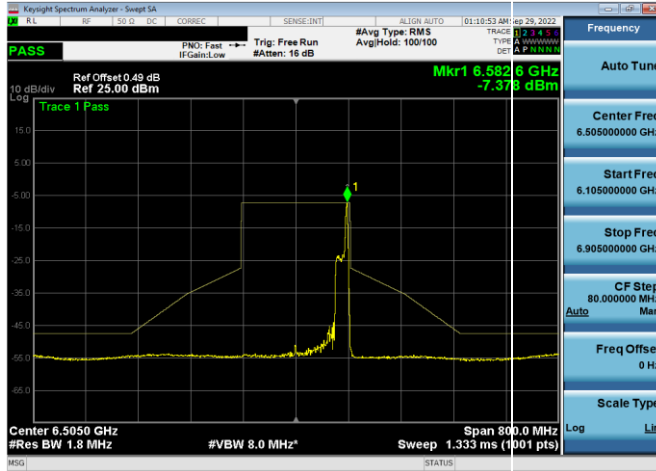


Plot 7-475. In-Band Emission Plot Antenna 4a (80MHz 802.11ax RU26 (UNII Band 6) – Ch. 103)

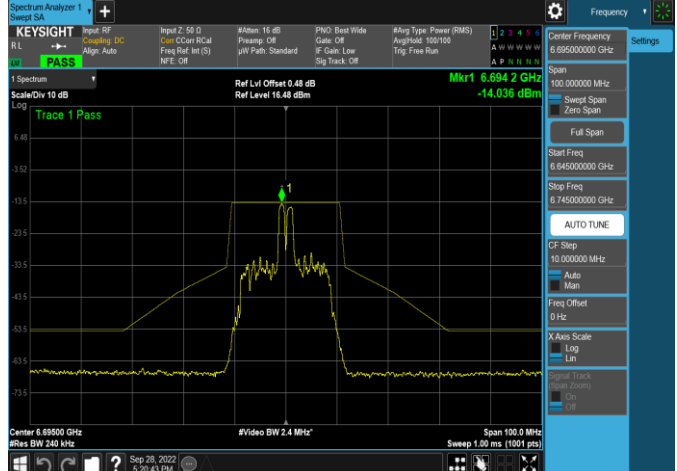


Plot 7-478. In-Band Emission Plot Antenna 4a (160MHz 802.11ax RU26 (UNII Band 6) – Ch. 111)

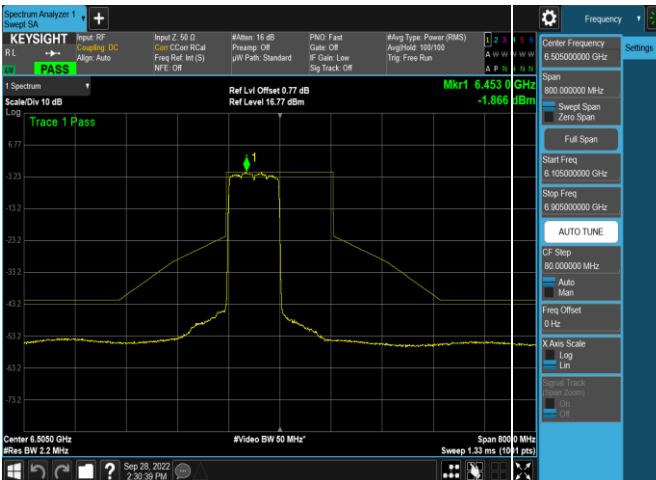
FCC ID: BCGA2764 IC: 579C-A2764	 MEASUREMENT REPORT (CERTIFICATION)		Approved by: Technical Manager
Test Report S/N: 1C2205090028-22-R4.BCG	Test Dates: 5/30/2022 - 9/16/2022	EUT Type: Tablet Device	Page 132 of 324



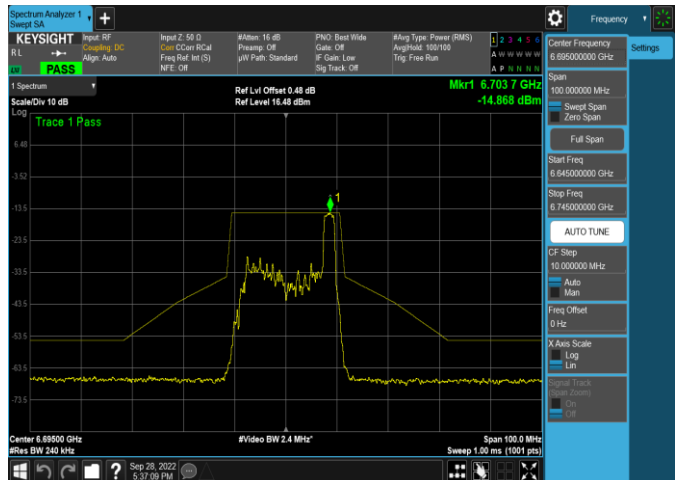
Plot 7-479. In-Band Emission Plot Antenna 4a (160MHz 802.11ax RU26 (UNII Band 6) – Ch. 111)



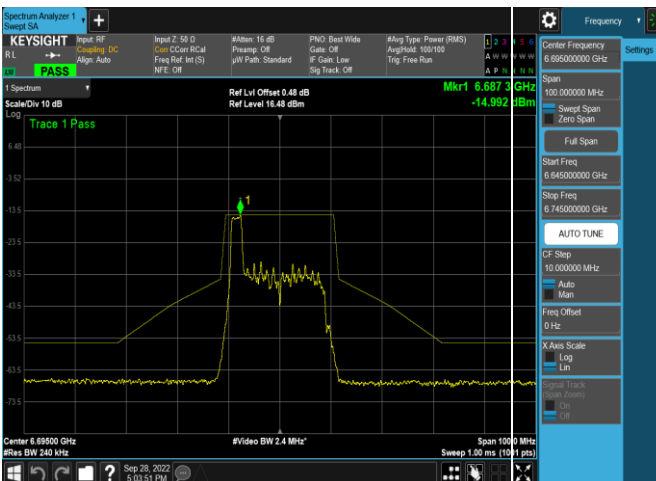
Plot 7-482. In-Band Emission Plot Antenna 4a (20MHz 802.11ax RU26 (UNII Band 7) – Ch. 149)



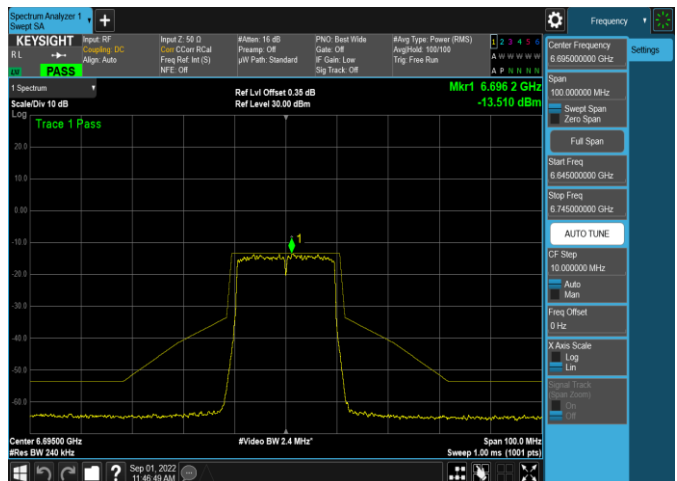
Plot 7-480. In-Band Emission Plot Antenna 4a (160MHz 802.11ax RU96x2 (UNII Band 6) – Ch. 111)



Plot 7-483. In-Band Emission Plot Antenna 4a (20MHz 802.11ax RU26 (UNII Band 7) – Ch. 149)



Plot 7-481. In-Band Emission Plot Antenna 4a (20MHz 802.11ax RU26 (UNII Band 7) – Ch. 149)

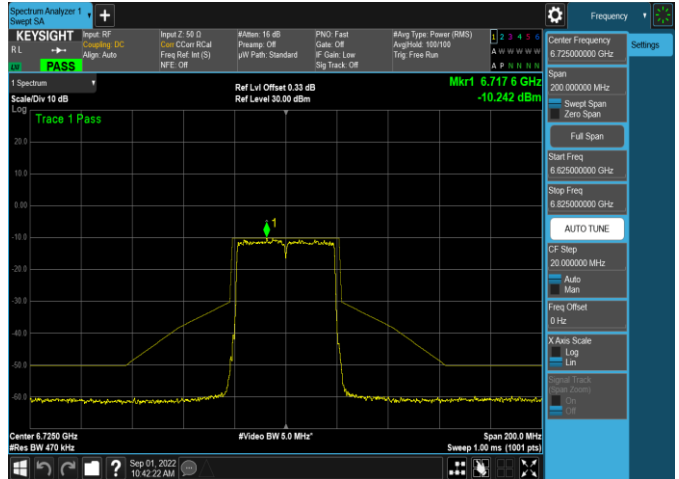


Plot 7-484. In-Band Emission Plot Antenna 4a (20MHz 802.11ax RU242 (UNII Band 7) – Ch. 149)

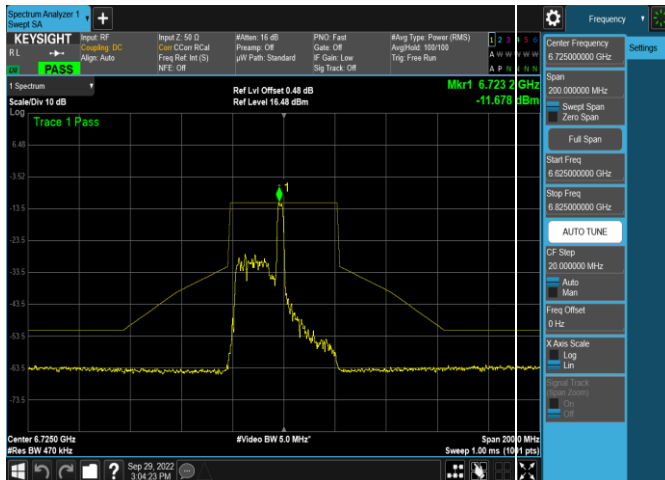
FCC ID: BCGA2764 IC: 579C-A2764	MEASUREMENT REPORT (CERTIFICATION)	Approved by: Technical Manager
Test Report S/N: 1C2205090028-22-R4.BCG	Test Dates: 5/30/2022 - 9/16/2022	Page 133 of 324
	EUT Type: Tablet Device	



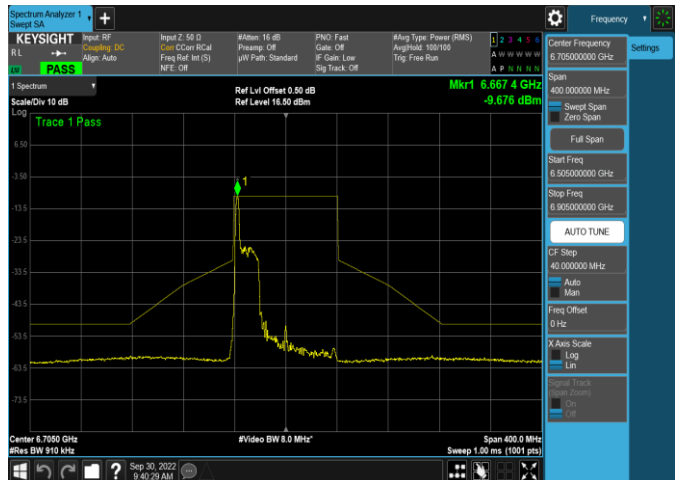
Plot 7-485. In-Band Emission Plot Antenna 4a (40MHz 802.11ax RU26 (UNII Band 7) – Ch. 155)



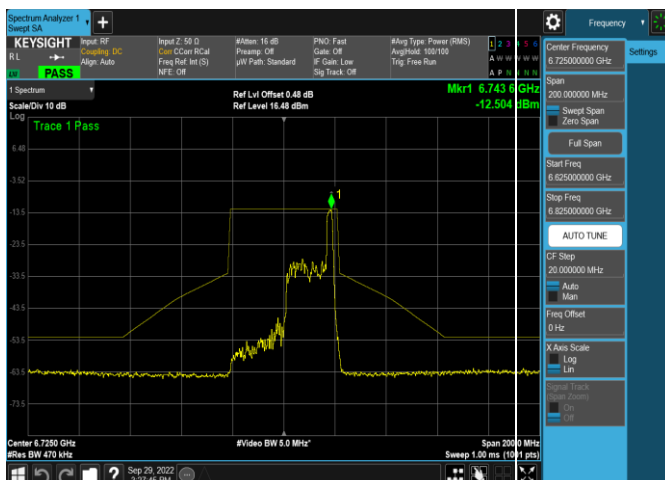
Plot 7-488. In-Band Emission Plot Antenna 4a (40MHz 802.11ax RU484 (UNII Band 7) – Ch. 155)



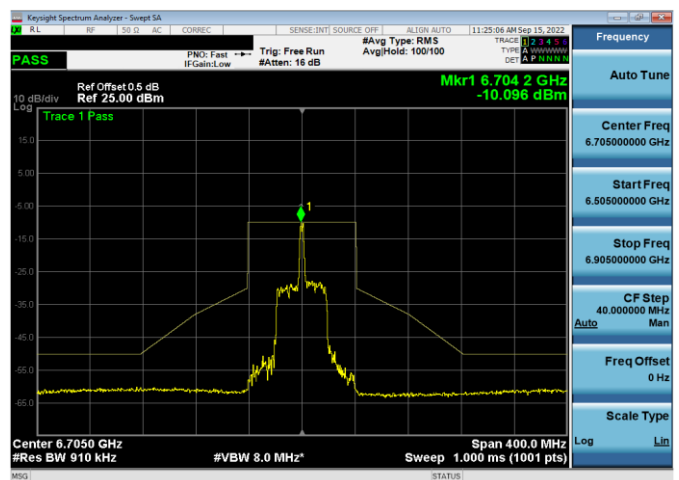
Plot 7-486. In-Band Emission Plot Antenna 4a (40MHz 802.11ax RU26 (UNII Band 7) – Ch. 155)



Plot 7-489. In-Band Emission Plot Antenna 4a (80MHz 802.11ax RU26 (UNII Band 7) – Ch. 151)

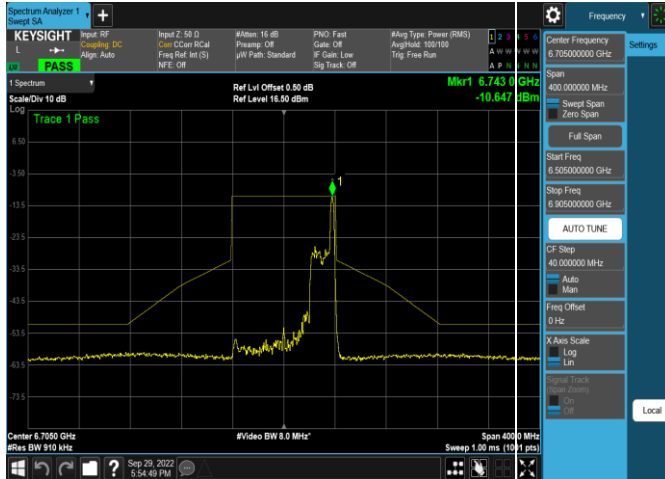


Plot 7-487. In-Band Emission Plot Antenna 4a (40MHz 802.11ax RU26 (UNII Band 7) – Ch. 155)

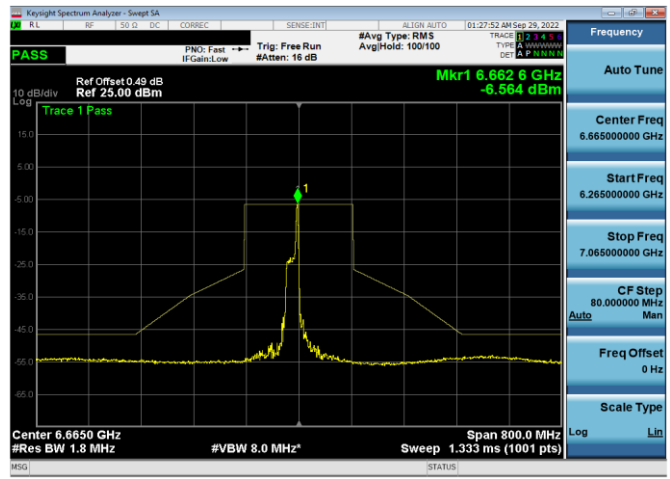


Plot 7-490. In-Band Emission Plot Antenna 4a (80MHz 802.11ax RU26 (UNII Band 7) – Ch. 151)

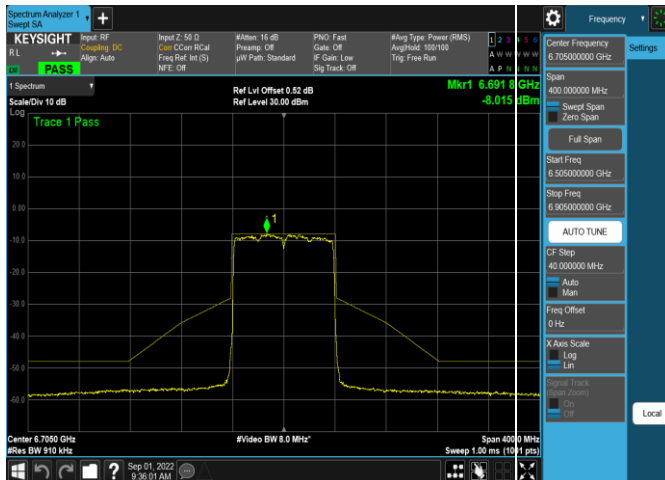
FCC ID: BCGA2764 IC: 579C-A2764	 <p>MEASUREMENT REPORT (CERTIFICATION)</p>	Approved by: Technical Manager
Test Report S/N: 1C2205090028-22-R4.BCG		Page 134 of 324
Test Dates: 5/30/2022 - 9/16/2022	EUT Type: Tablet Device	



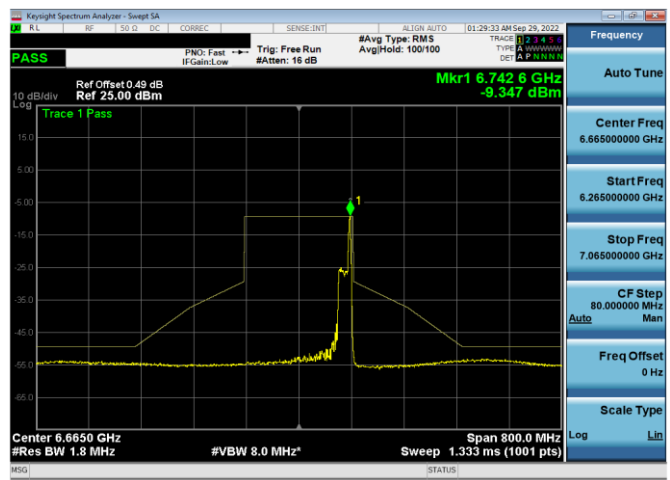
Plot 7-491. In-Band Emission Plot Antenna 4a (80MHz 802.11ax RU26 (UNII Band 7) – Ch. 151)



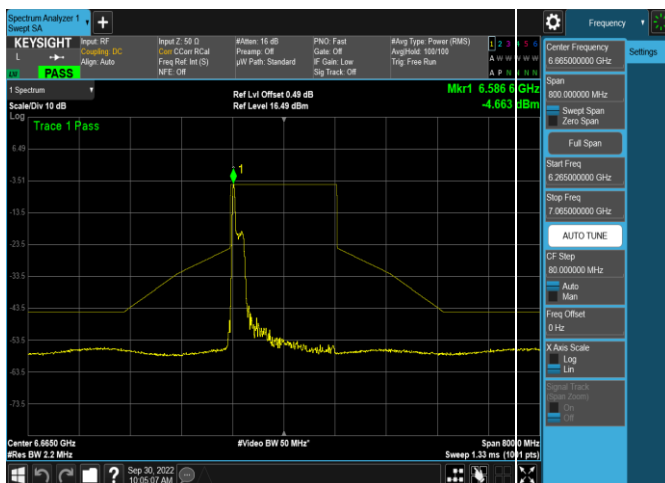
Plot 7-494. In-Band Emission Plot Antenna 4a (160MHz 802.11ax RU26 (UNII Band 7) – Ch. 143)



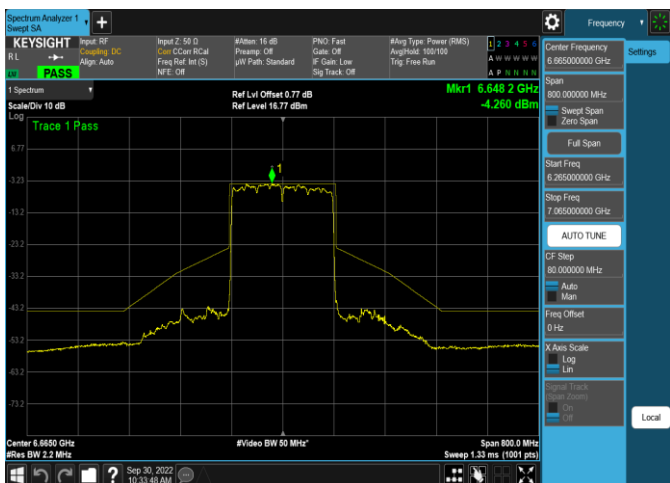
Plot 7-492. In-Band Emission Plot Antenna 4a (80MHz 802.11ax RU996 (UNII Band 7) – Ch. 151)



Plot 7-495. In-Band Emission Plot Antenna 4a (160MHz 802.11ax RU26 (UNII Band 7) – Ch. 143)

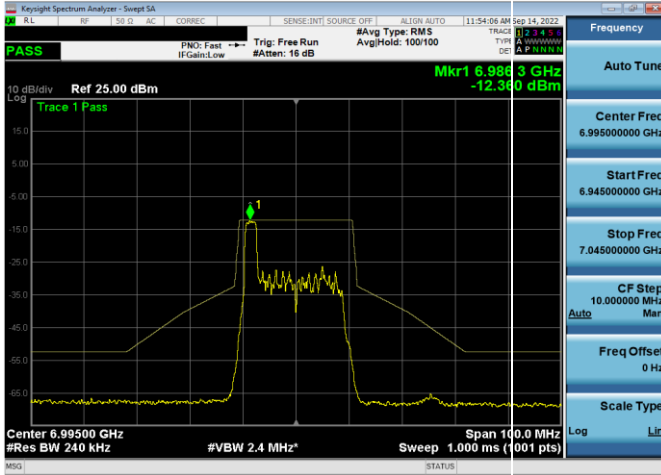


Plot 7-493. In-Band Emission Plot Antenna 4a (160MHz 802.11ax RU26 (UNII Band 7) – Ch. 143)

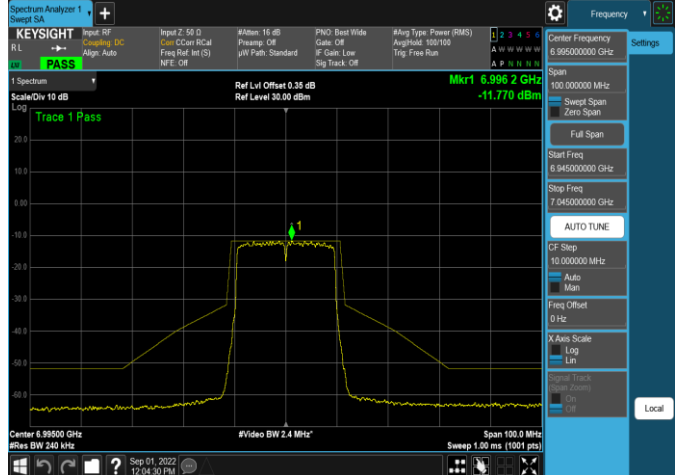


Plot 7-496. In-Band Emission Plot Antenna 4a (160MHz 802.11ax RU996x2 (UNII Band 7) – Ch. 143)

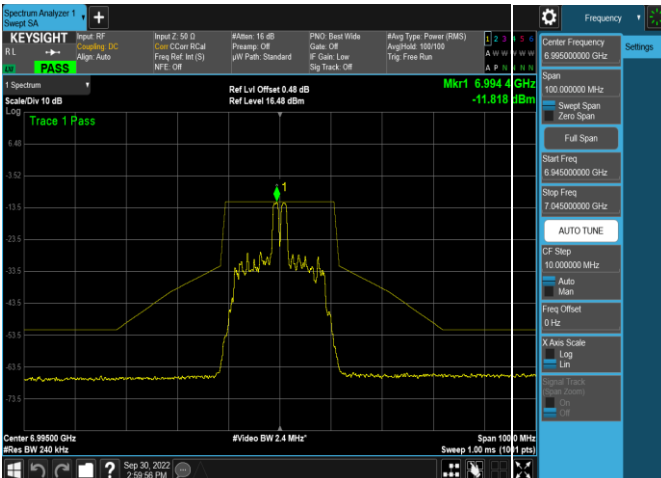
FCC ID: BCGA2764 IC: 579C-A2764	MEASUREMENT REPORT (CERTIFICATION)	Approved by: Technical Manager
Test Report S/N: 1C2205090028-22-R4.BCG	Test Dates: 5/30/2022 - 9/16/2022	Page 135 of 324
	EUT Type: Tablet Device	



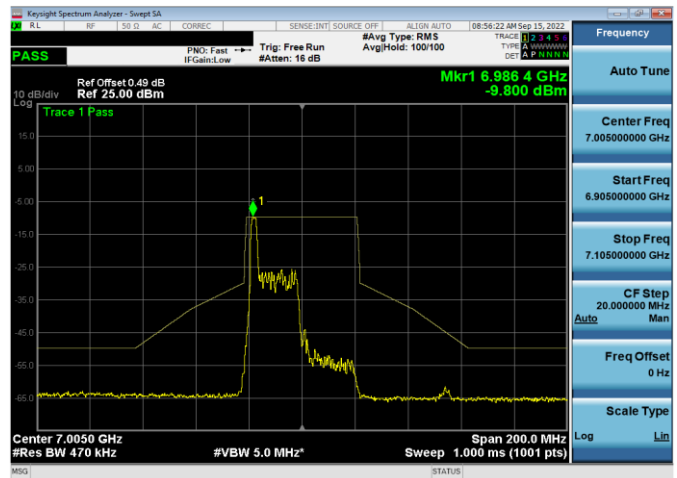
Plot 7-497. In-Band Emission Plot Antenna 4a (20MHz 802.11ax RU26 (UNII Band 8) – Ch. 209)



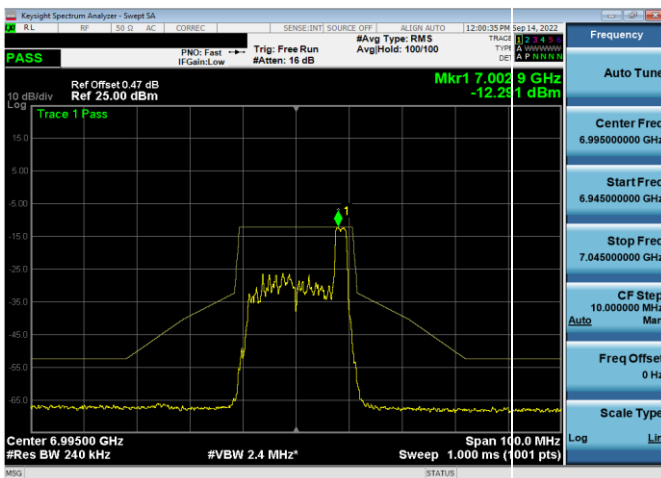
Plot 7-500. In-Band Emission Plot Antenna 4a (20MHz 802.11ax RU242 (UNII Band 8) – Ch. 209)



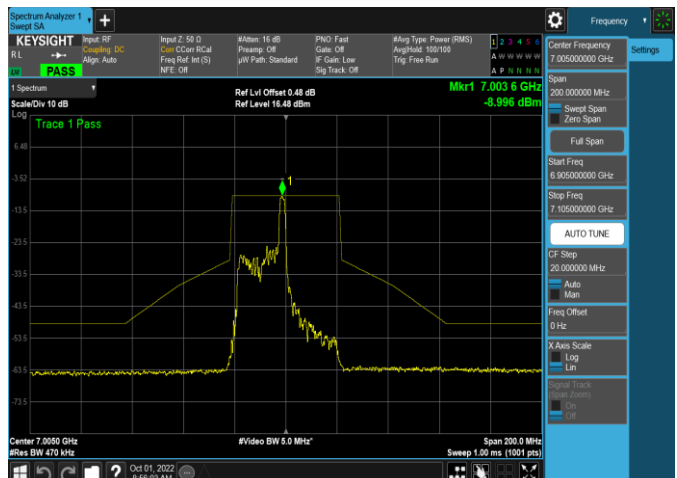
Plot 7-498. In-Band Emission Plot Antenna 4a (20MHz 802.11ax RU26 (UNII Band 8) – Ch. 209)



Plot 7-501. In-Band Emission Plot Antenna 4a (40MHz 802.11ax RU26 (UNII Band 8) – Ch. 211)

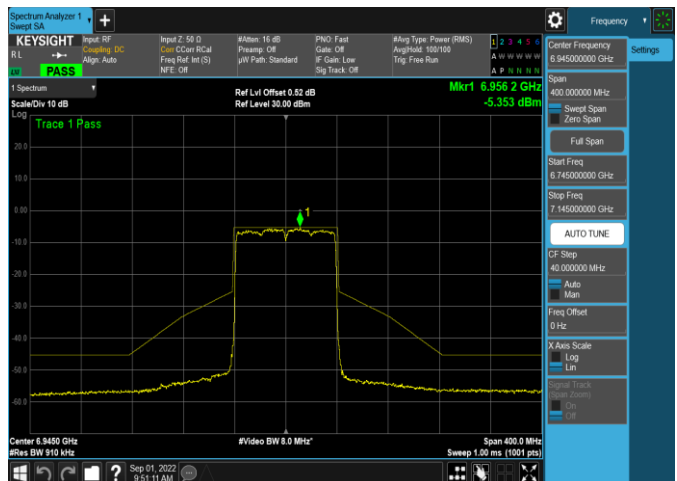
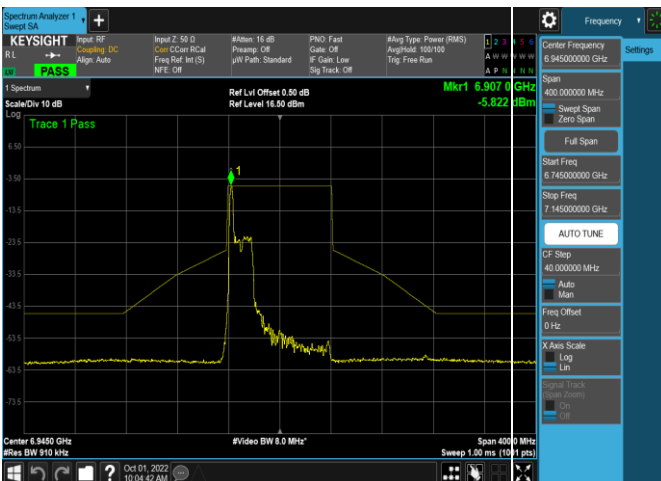
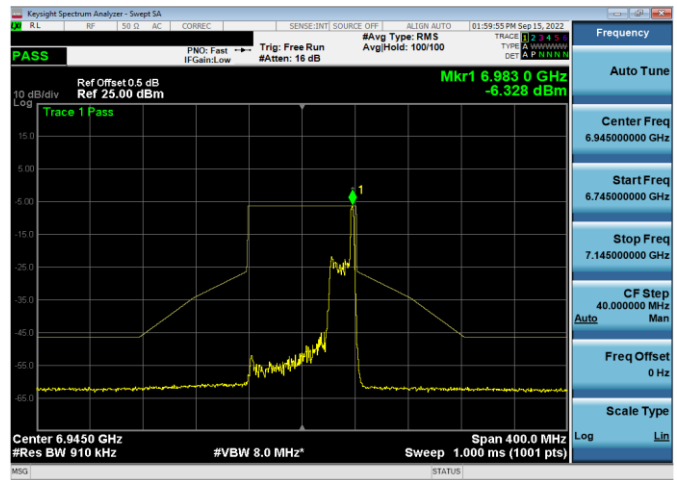
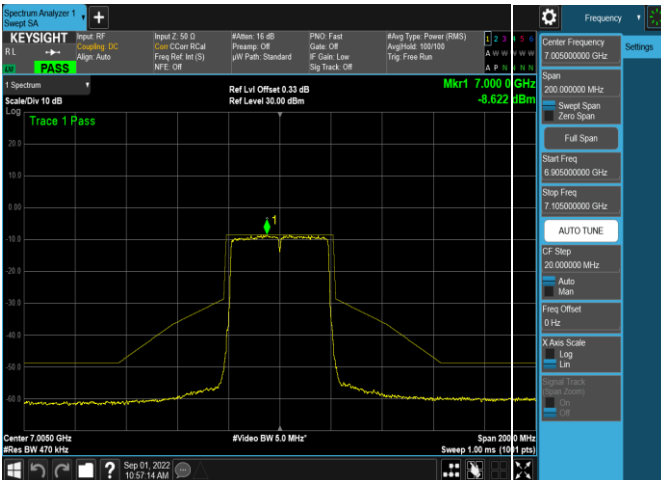
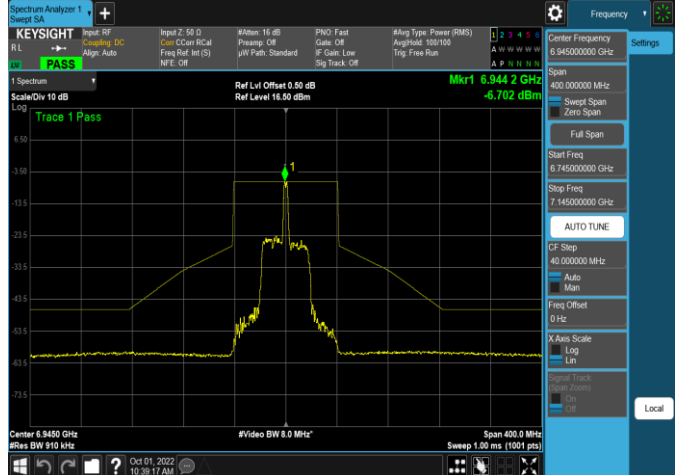
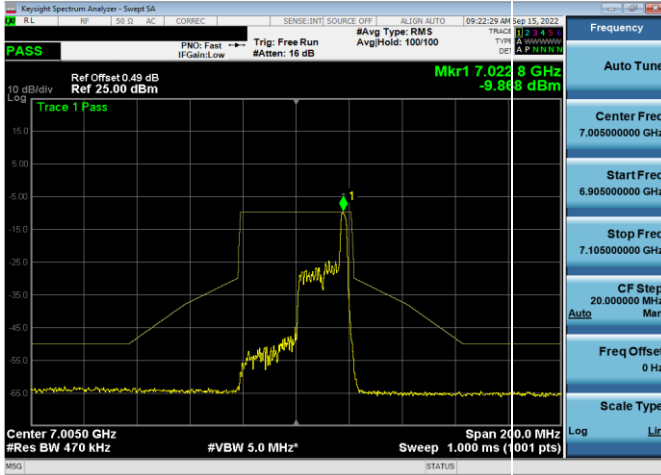


Plot 7-499. In-Band Emission Plot Antenna 4a (20MHz 802.11ax RU26 (UNII Band 8) – Ch. 209)

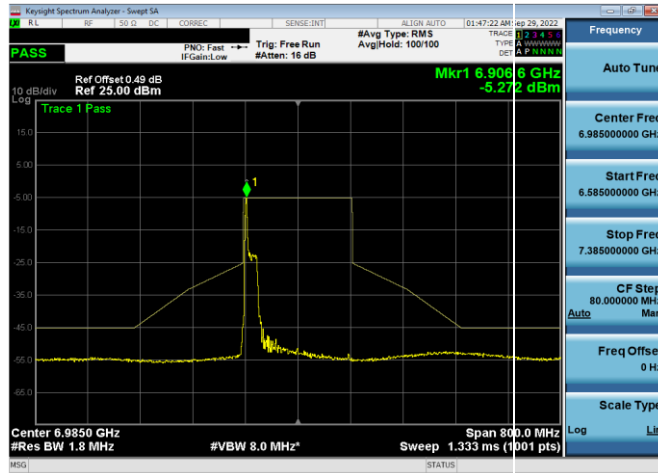


Plot 7-502. In-Band Emission Plot Antenna 4a (40MHz 802.11ax RU26 (UNII Band 8) – Ch. 211)

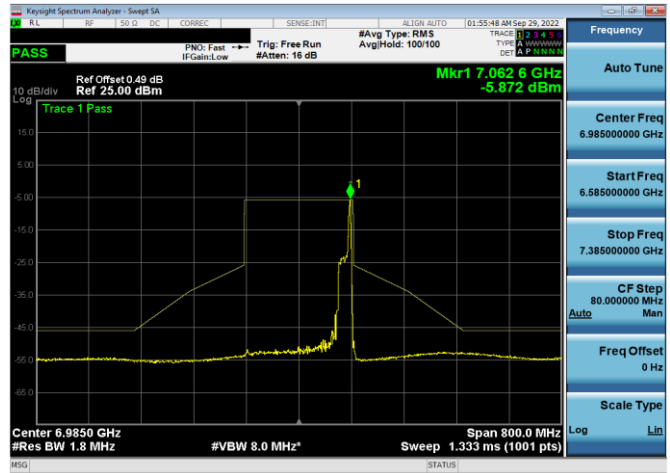
FCC ID: BCGA2764 IC: 579C-A2764	element	MEASUREMENT REPORT (CERTIFICATION)	Approved by: Technical Manager
Test Report S/N: 1C2205090028-22-R4.BCG	Test Dates: 5/30/2022 - 9/16/2022	EUT Type: Tablet Device	Page 136 of 324



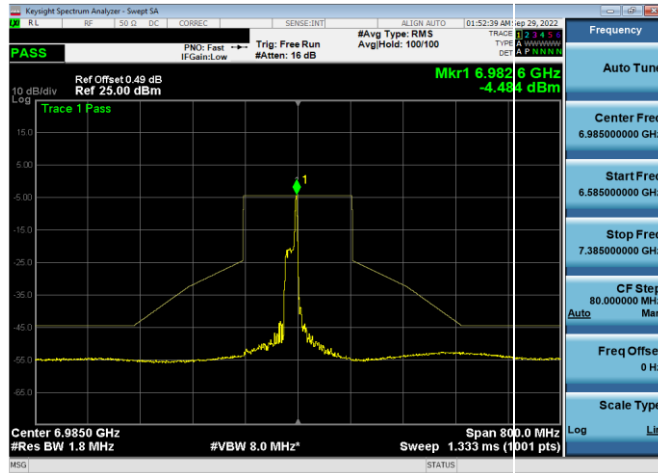
FCC ID: BCGA2764 IC: 579C-A2764	element	MEASUREMENT REPORT (CERTIFICATION)	Approved by: Technical Manager
Test Report S/N: 1C2205090028-22-R4.BCG	Test Dates: 5/30/2022 - 9/16/2022	EUT Type: Tablet Device	Page 137 of 324



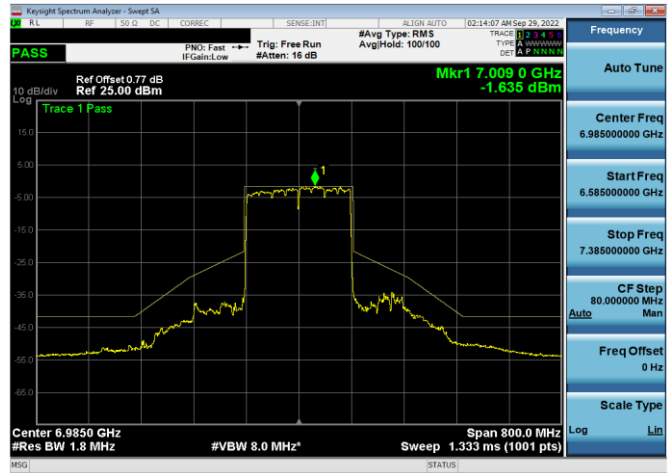
Plot 7-509. In-Band Emission Plot Antenna 4a (160MHz 802.11ax RU26 (UNII Band 8) – Ch. 207)



Plot 7-511. In-Band Emission Plot Antenna 4a (160MHz 802.11ax RU26 (UNII Band 8) – Ch. 207)



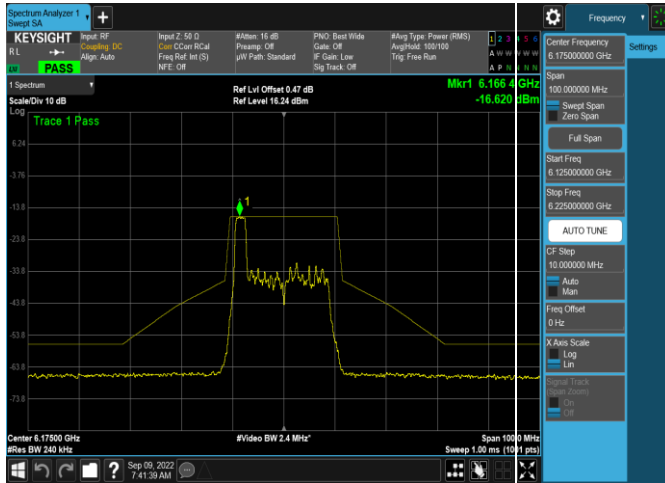
Plot 7-510. In-Band Emission Plot Antenna 4a (160MHz 802.11ax RU26 (UNII Band 8) – Ch. 207)



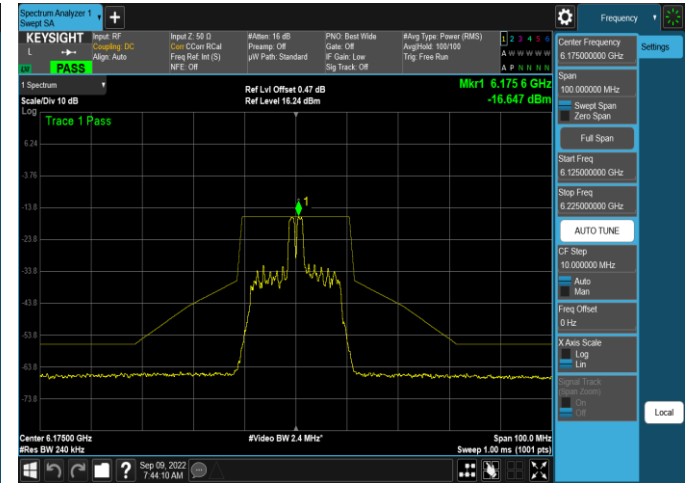
Plot 7-512. In-Band Emission Plot Antenna 4a (160MHz 802.11ax RU996x2 (UNII Band 8) – Ch. 207)

FCC ID: BCGA2764 IC: 579C-A2764	element	MEASUREMENT REPORT (CERTIFICATION)	Approved by: Technical Manager
Test Report S/N: 1C2205090028-22-R4.BCG	Test Dates: 5/30/2022 - 9/16/2022	EUT Type: Tablet Device	Page 138 of 324

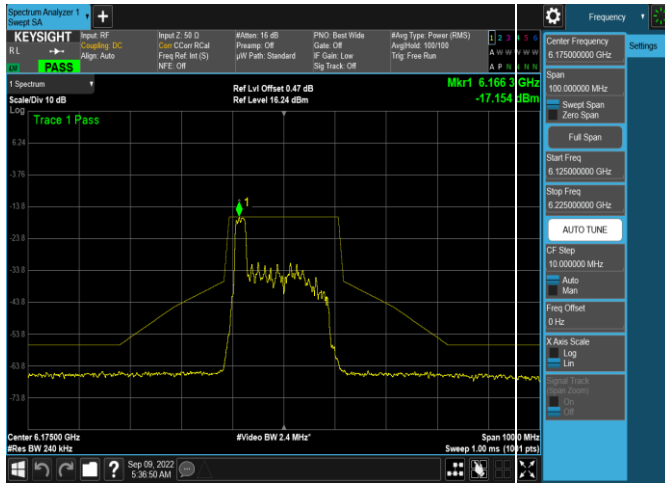
7.5.3 SDM In-Band Emission Measurements



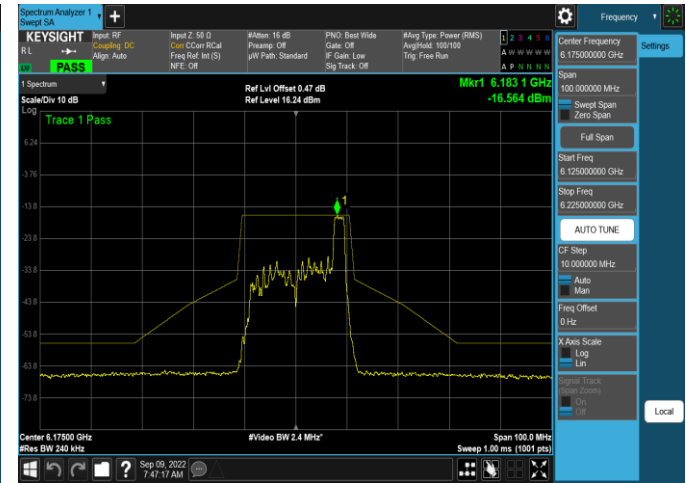
Plot 7-513. In-Band Emission Plot SDM Antenna 5b (20MHz 802.11ax RU26 (UNII Band 5) – Ch. 45)



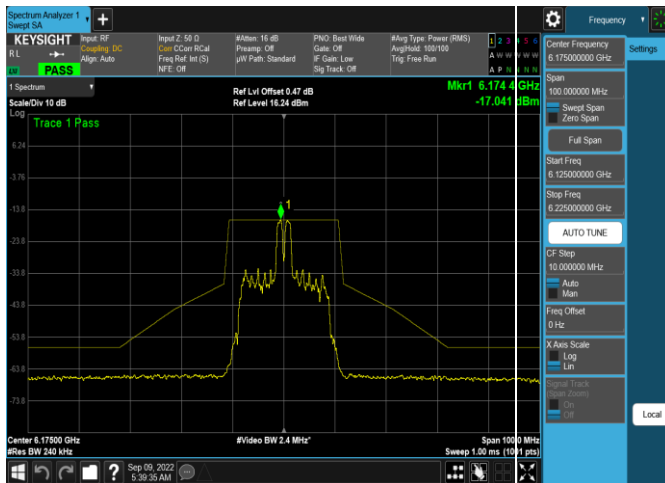
Plot 7-516. In-Band Emission Plot SDM Antenna 5b (20MHz 802.11ax RU26 (UNII Band 5) – Ch. 45)



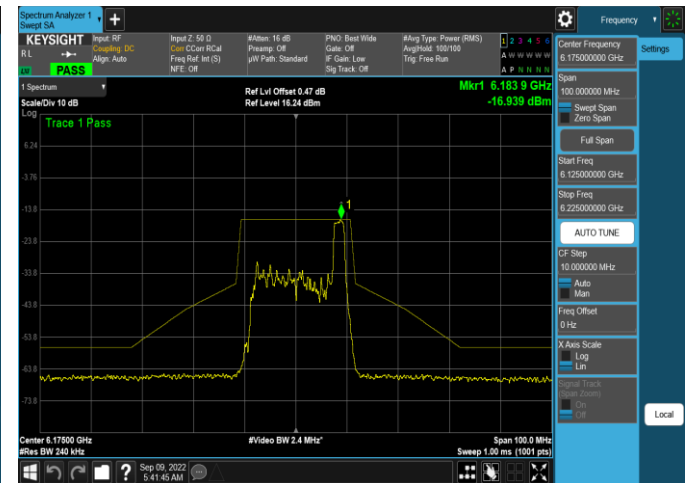
Plot 7-514. In-Band Emission Plot SDM Antenna 4a (20MHz 802.11ax RU26 (UNII Band 5) – Ch. 45)



Plot 7-517. In-Band Emission Plot SDM Antenna 5b (20MHz 802.11ax RU26 (UNII Band 5) – Ch. 45)

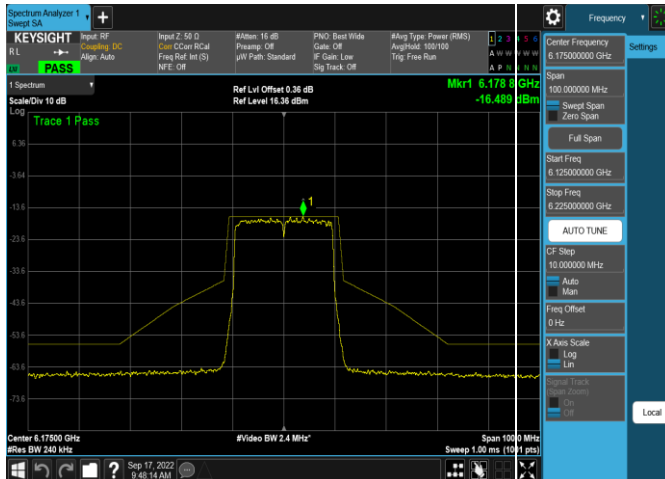


Plot 7-515. In-Band Emission Plot SDM Antenna 4a (20MHz 802.11ax RU26 (UNII Band 5) – Ch. 45)

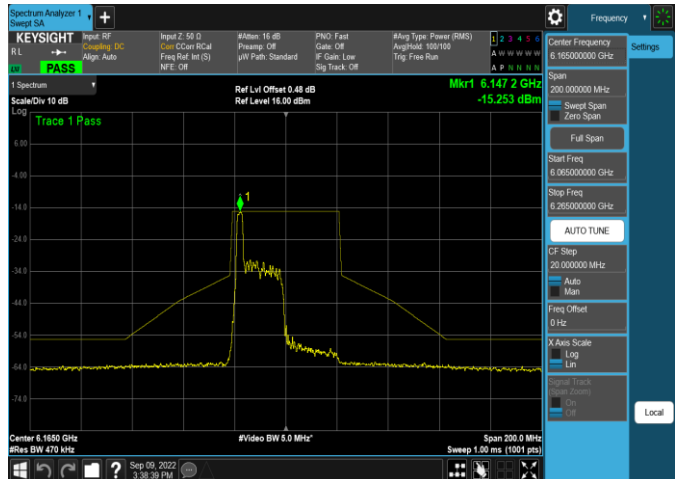


Plot 7-518. In-Band Emission Plot SDM Antenna 4a (20MHz 802.11ax RU26 (UNII Band 5) – Ch. 45)

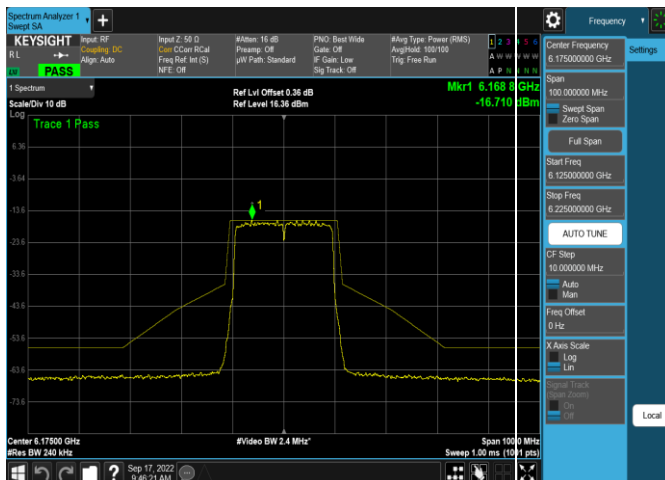
FCC ID: BCGA2764 IC: 579C-A2764	MEASUREMENT REPORT (CERTIFICATION)		Approved by: Technical Manager
Test Report S/N: 1C2205090028-22-R4.BCG	Test Dates: 5/30/2022 - 9/16/2022	EUT Type: Tablet Device	Page 139 of 324



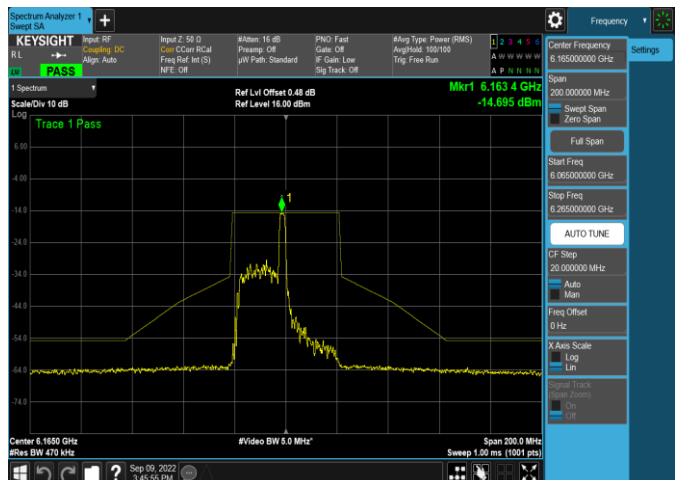
Plot 7-519. In-Band Emission Plot SDM Antenna 4a (20MHz 802.11ax RU242 (UNII Band 5) – Ch. 45)



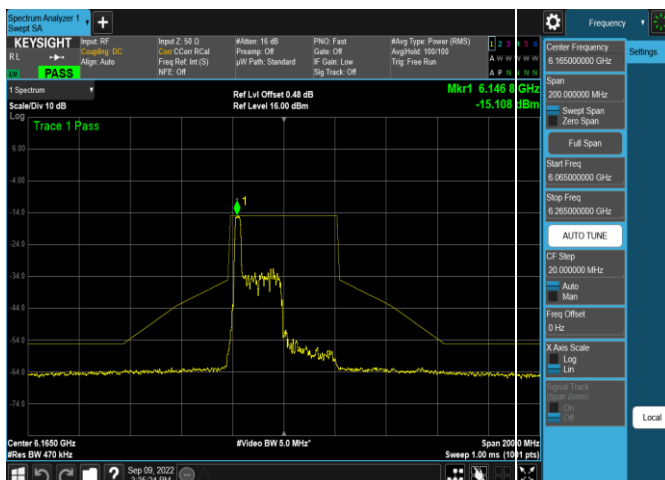
Plot 7-522. In-Band Emission Plot SDM Antenna 4a (40MHz 802.11ax RU26 (UNII Band 5) – Ch. 43)



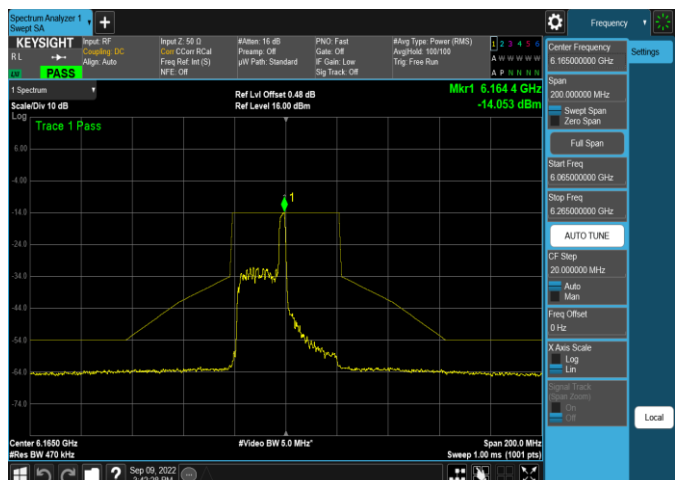
Plot 7-520. In-Band Emission Plot SDM Antenna 5b (20MHz 802.11ax RU242 (UNII Band 5) – Ch. 45)



Plot 7-523. In-Band Emission Plot SDM Antenna 5b (40MHz 802.11ax RU26 (UNII Band 5) – Ch. 43)

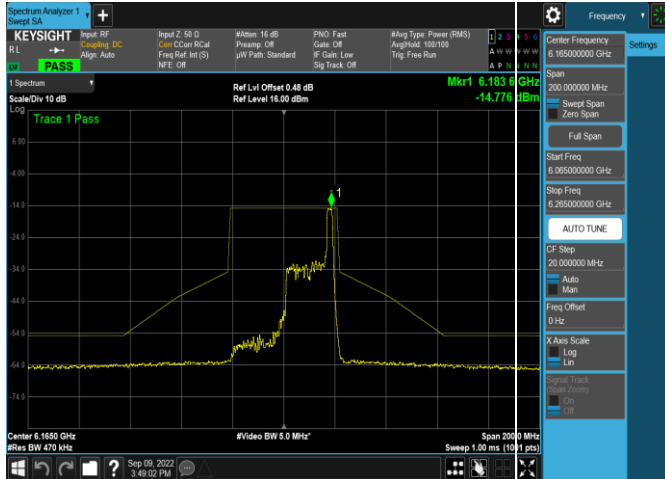


Plot 7-521. In-Band Emission Plot SDM Antenna 5b (40MHz 802.11ax RU26 (UNII Band 5) – Ch. 43)

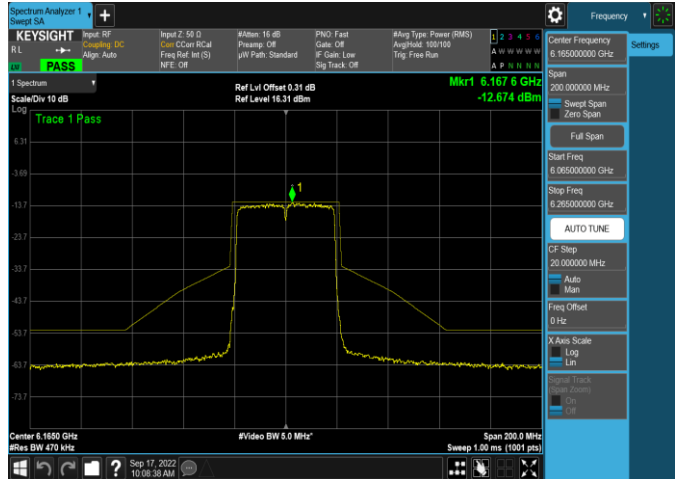


Plot 7-524. In-Band Emission Plot SDM Antenna 4a (40MHz 802.11ax RU26 (UNII Band 5) – Ch. 43)

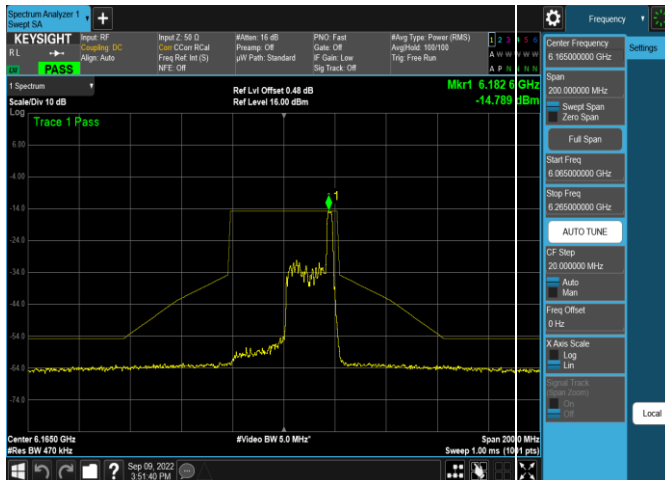
FCC ID: BCGA2764 IC: 579C-A2764	 MEASUREMENT REPORT (CERTIFICATION)		Approved by: Technical Manager
Test Report S/N: 1C2205090028-22-R4.BCG	Test Dates: 5/30/2022 - 9/16/2022	EUT Type: Tablet Device	Page 140 of 324



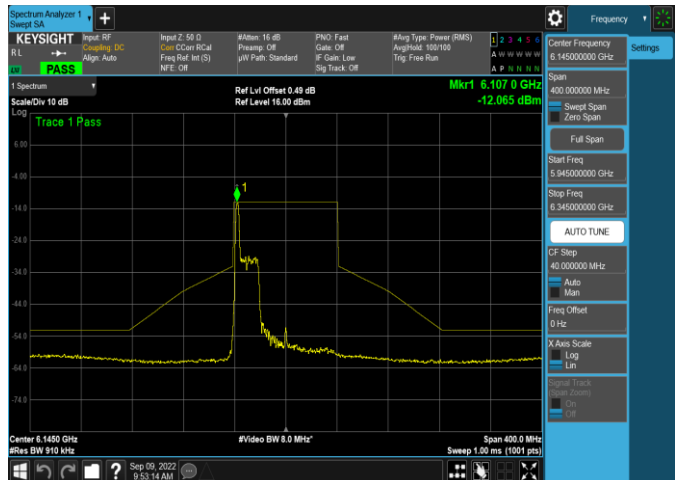
Plot 7-525. In-Band Emission Plot SDM Antenna 5b (40MHz 802.11ax RU26 (UNII Band 5) – Ch. 43)



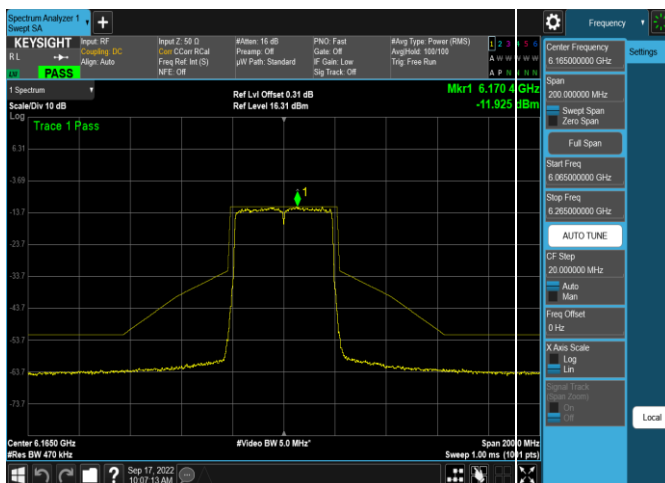
Plot 7-528. In-Band Emission Plot SDM Antenna 4a (40MHz 802.11ax RU484 (UNII Band 5) – Ch. 43)



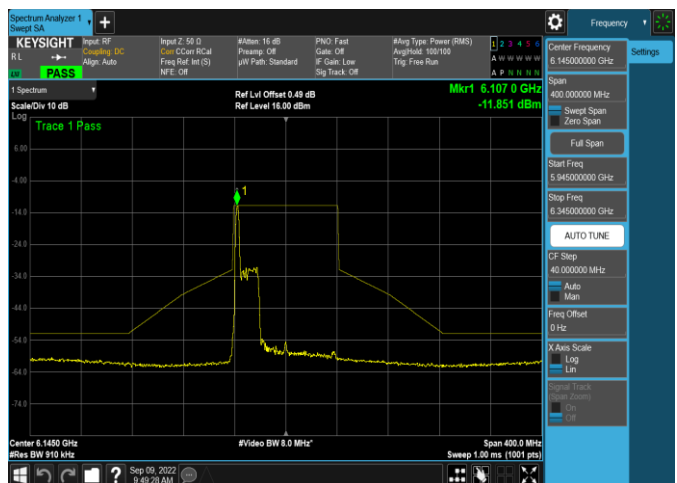
Plot 7-526. In-Band Emission Plot SDM Antenna 4a (40MHz 802.11ax RU26 (UNII Band 5) – Ch. 43)



Plot 7-529. In-Band Emission Plot SDM Antenna 5b (80MHz 802.11ax RU26 (UNII Band 5) – Ch. 39)

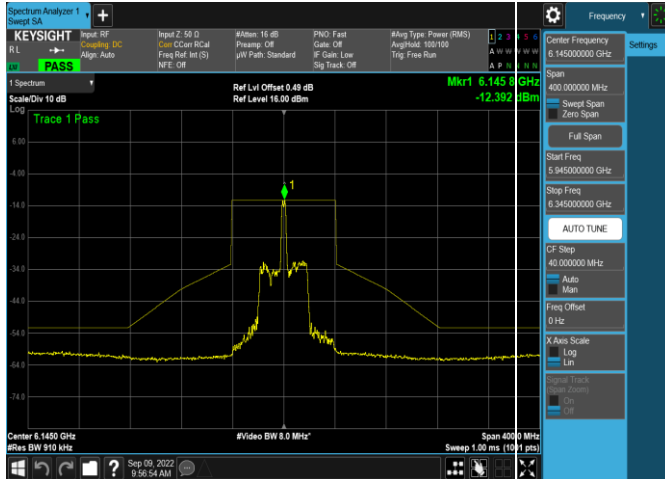


Plot 7-527. In-Band Emission Plot SDM Antenna 5b (40MHz 802.11ax RU484 (UNII Band 5) – Ch. 43)

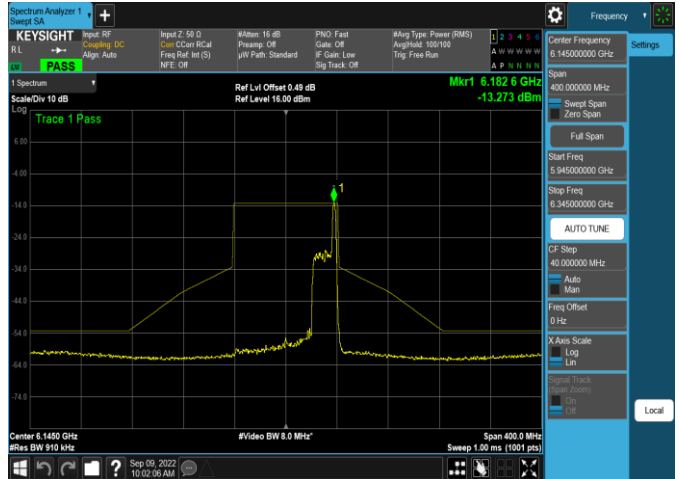


Plot 7-530. In-Band Emission Plot SDM Antenna 4a (80MHz 802.11ax RU26 (UNII Band 5) – Ch. 39)

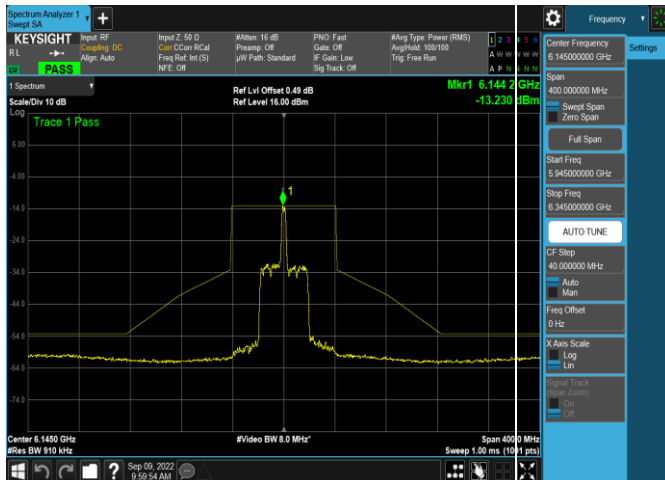
FCC ID: BCGA2764 IC: 579C-A2764	 MEASUREMENT REPORT (CERTIFICATION)		Approved by: Technical Manager
Test Report S/N: 1C2205090028-22-R4.BCG	Test Dates: 5/30/2022 - 9/16/2022	EUT Type: Tablet Device	Page 141 of 324



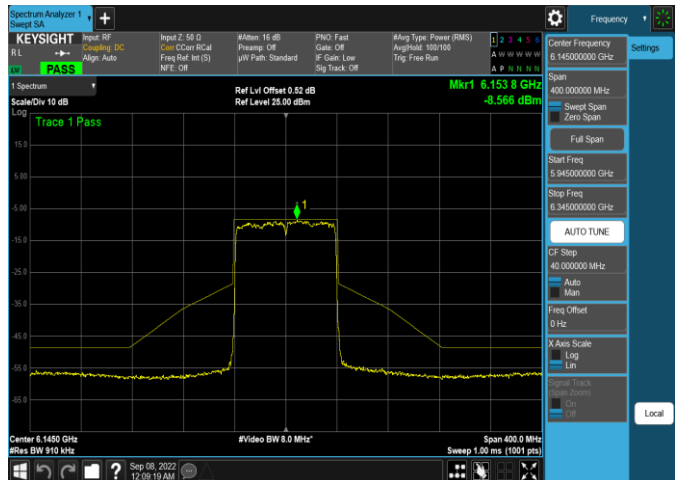
Plot 7-531. In-Band Emission Plot SDM Antenna 5b (80MHz 802.11ax RU26 (UNII Band 5) – Ch. 39)



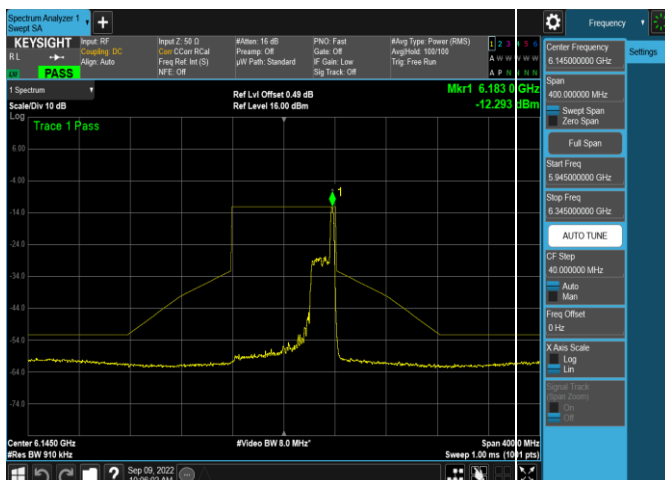
Plot 7-534. In-Band Emission Plot SDM Antenna 4a (80MHz 802.11ax RU26 (UNII Band 5) – Ch. 39)



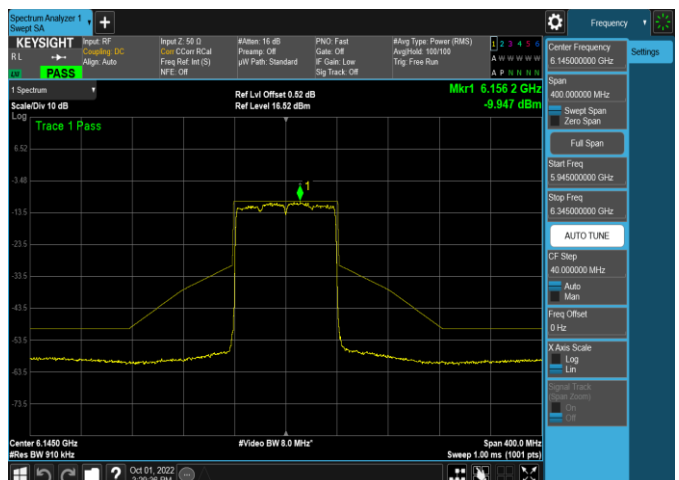
Plot 7-532. In-Band Emission Plot SDM Antenna 4a (80MHz 802.11ax RU26 (UNII Band 5) – Ch. 39)



Plot 7-535. In-Band Emission Plot SDM Antenna 5b (80MHz 802.11ax RU996 (UNII Band 5) – Ch. 39)



Plot 7-533. In-Band Emission Plot SDM Antenna 5b (80MHz 802.11ax RU26 (UNII Band 5) – Ch. 39)



Plot 7-536. In-Band Emission Plot SDM Antenna 4a (80MHz 802.11ax RU996 (UNII Band 5) – Ch. 39)

FCC ID: BCGA2764 IC: 579C-A2764	 MEASUREMENT REPORT (CERTIFICATION)		Approved by: Technical Manager
Test Report S/N: 1C2205090028-22-R4.BCG	Test Dates: 5/30/2022 - 9/16/2022	EUT Type: Tablet Device	Page 142 of 324