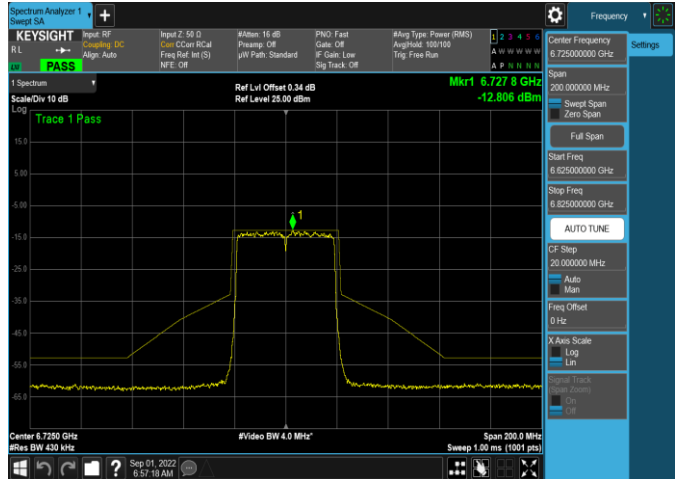
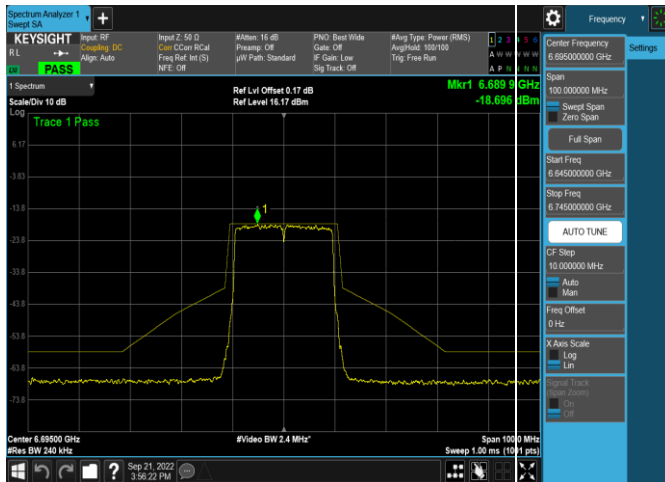


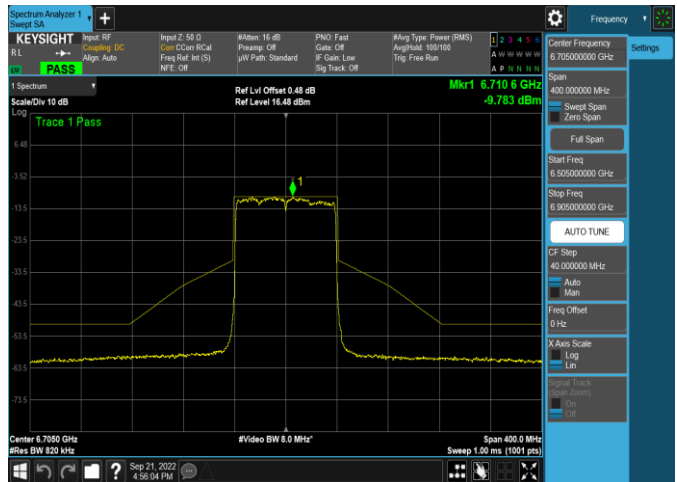
Plot 7-481. In-Band Emission Plot SDM Antenna 5b (20MHz 802.11ax (UNII Band 7) – Ch. 149, MCS2)



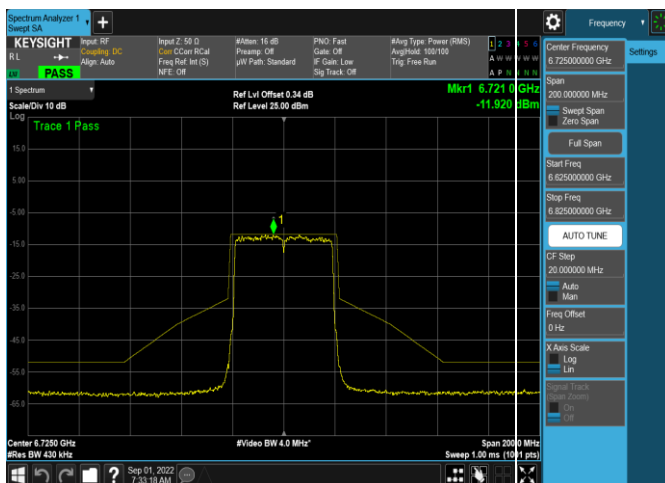
Plot 7-484. In-Band Emission Plot SDM Antenna 4a (40MHz 802.11ax (UNII Band 7) – Ch. 155, MCS2)



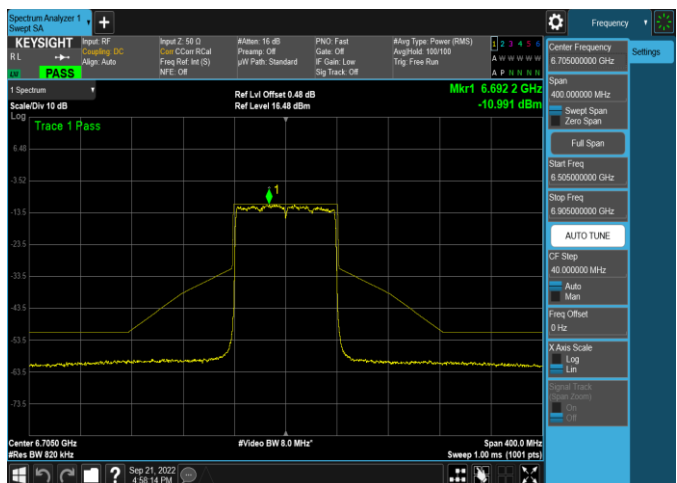
Plot 7-482. In-Band Emission Plot SDM Antenna 4a (20MHz 802.11ax (UNII Band 7) – Ch. 149, MCS2)



Plot 7-485. In-Band Emission Plot SDM Antenna 5b (80MHz 802.11ax (UNII Band 7) – Ch. 151, MCS2)

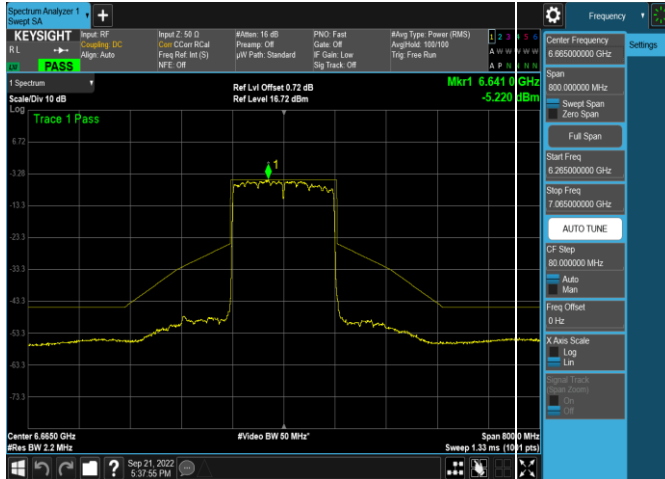


Plot 7-483. In-Band Emission Plot SDM Antenna 5b (40MHz 802.11ax (UNII Band 7) – Ch. 155, MCS2)

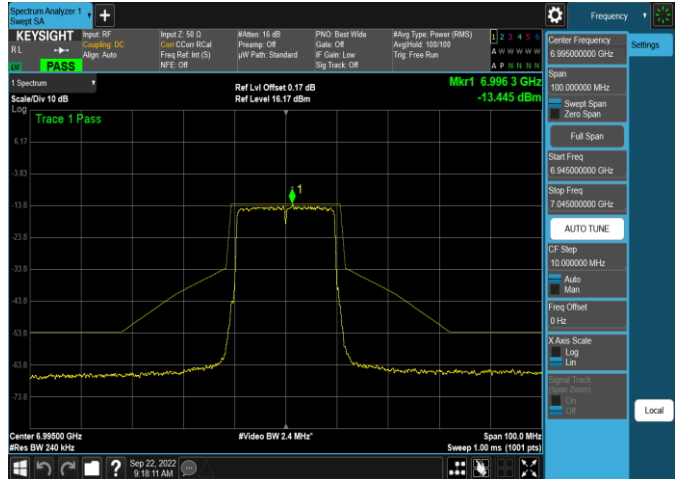


Plot 7-486. In-Band Emission Plot SDM Antenna 4a (80MHz 802.11ax (UNII Band 7) – Ch. 151, MCS2)

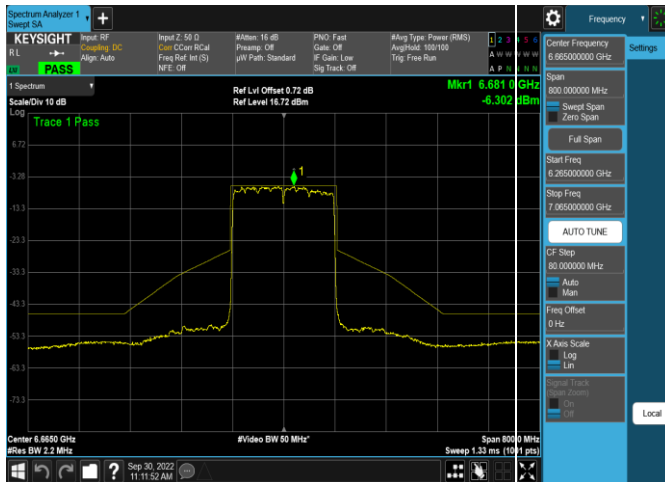
FCC ID: BCGA2764 IC: 579C-A2764	element	MEASUREMENT REPORT (CERTIFICATION)	Approved by: Technical Manager
Test Report S/N: 1C2205090028-21-R3.BCG	Test Dates: 5/30/2022 - 9/16/2022	EUT Type: Tablet Device	Page 144 of 282



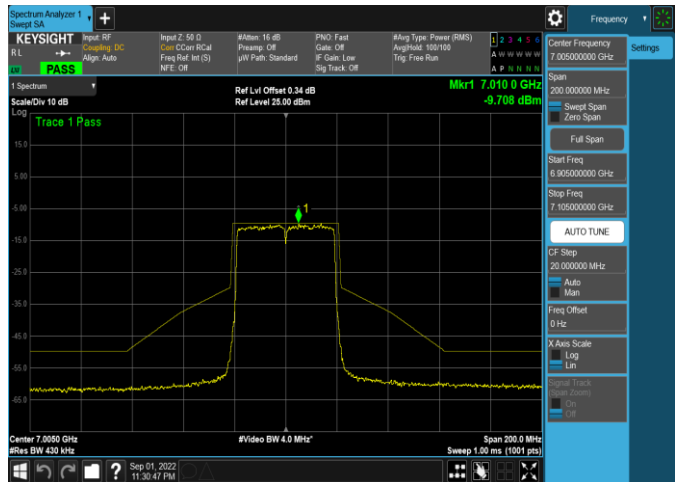
Plot 7-487. In-Band Emission Plot SDM Antenna 5b (160MHz
802.11ax (UNII Band 7) – Ch. 143, MCS2)



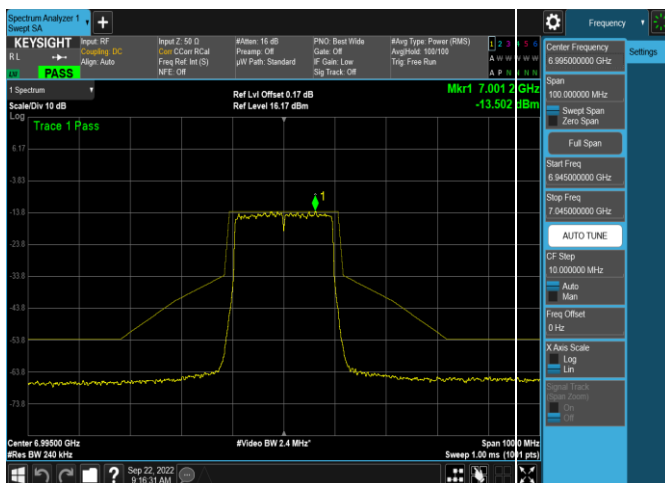
Plot 7-490. In-Band Emission Plot SDM Antenna 4a (20MHz
802.11ax (UNII Band 8) – Ch. 209, MCS2)



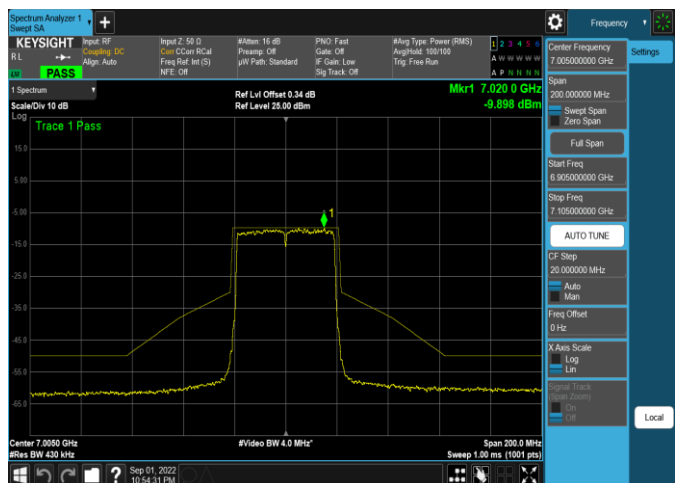
Plot 7-488. In-Band Emission Plot SDM Antenna 4a (160MHz
802.11ax (UNII Band 7) – Ch. 143, MCS2)



Plot 7-491. In-Band Emission Plot SDM Antenna 5b (40MHz
802.11ax (UNII Band 8) – Ch. 211, MCS2)

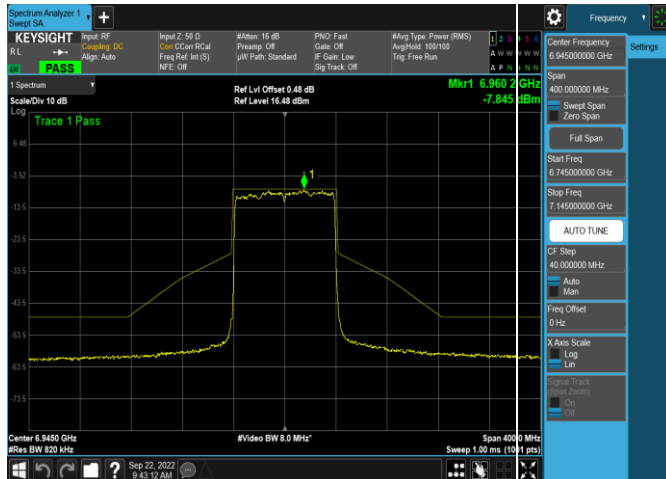


Plot 7-489. In-Band Emission Plot SDM Antenna 5b (20MHz
802.11ax (UNII Band 8) – Ch. 209, MCS2)

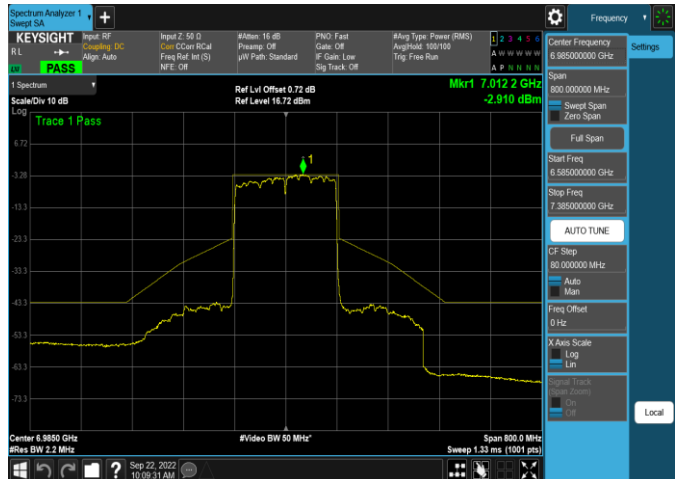


Plot 7-492. In-Band Emission Plot SDM Antenna 4a (40MHz
802.11ax (UNII Band 8) – Ch. 211, MCS2)

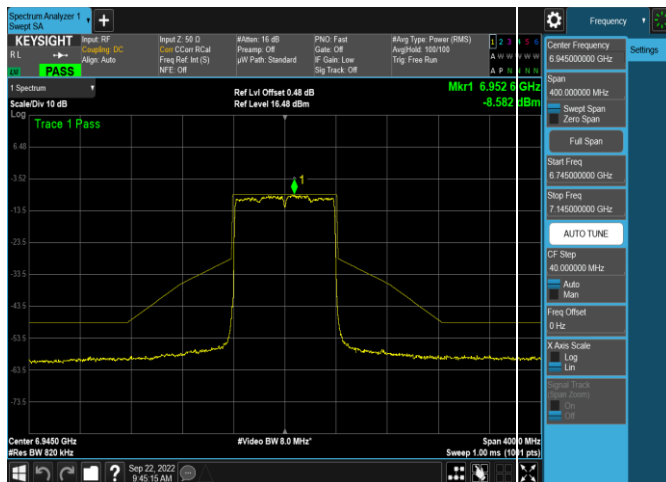
FCC ID: BCGA2764 IC: 579C-A2764		MEASUREMENT REPORT (CERTIFICATION)	Approved by: Technical Manager
Test Report S/N: 1C2205090028-21-R3.BCG	Test Dates: 5/30/2022 - 9/16/2022	EUT Type: Tablet Device	Page 145 of 282



Plot 7-493. In-Band Emission Plot SDM Antenna 5b (80MHz 802.11ax (UNII Band 8) – Ch. 199, MCS2)



Plot 7-495. In-Band Emission Plot SDM Antenna 5b (160MHz 802.11ax (UNII Band 8) – Ch. 207, MCS2)



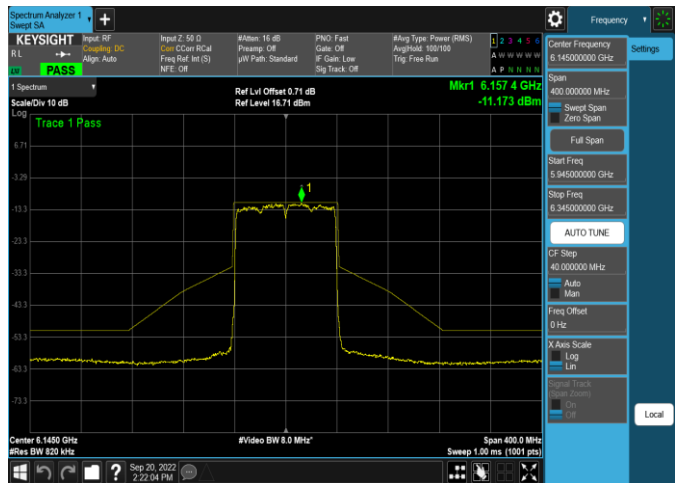
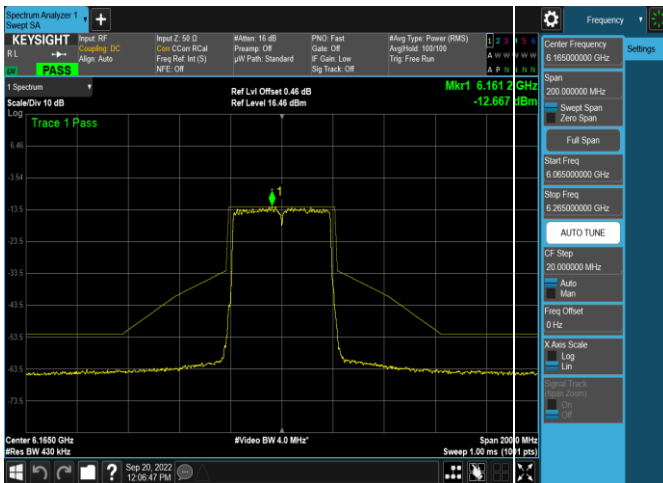
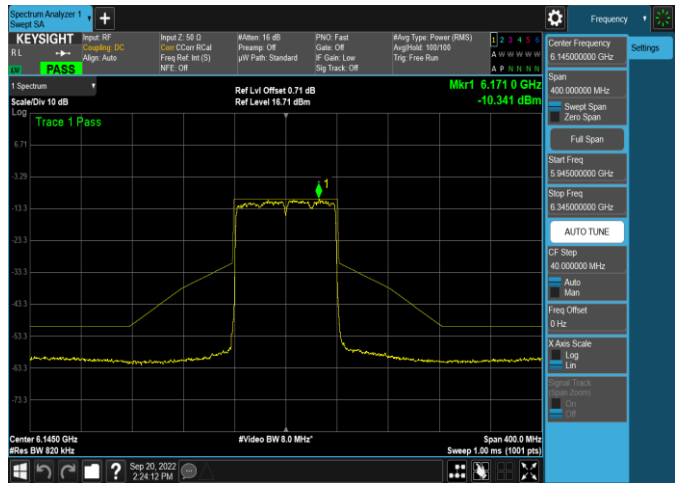
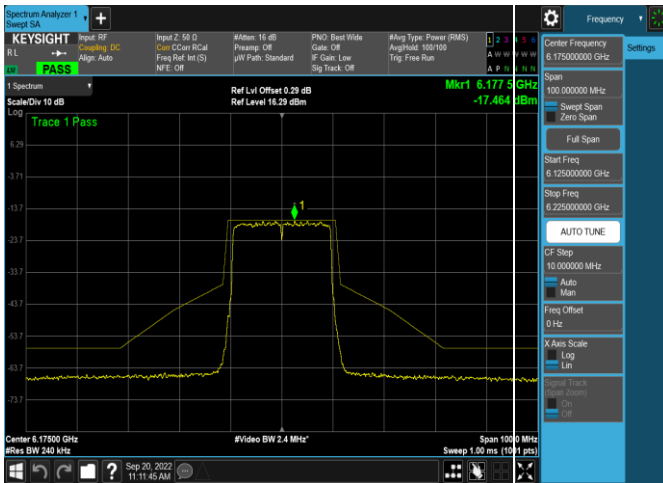
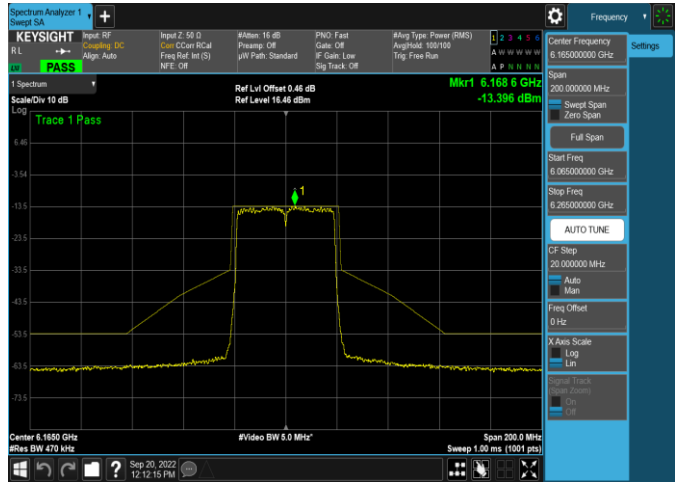
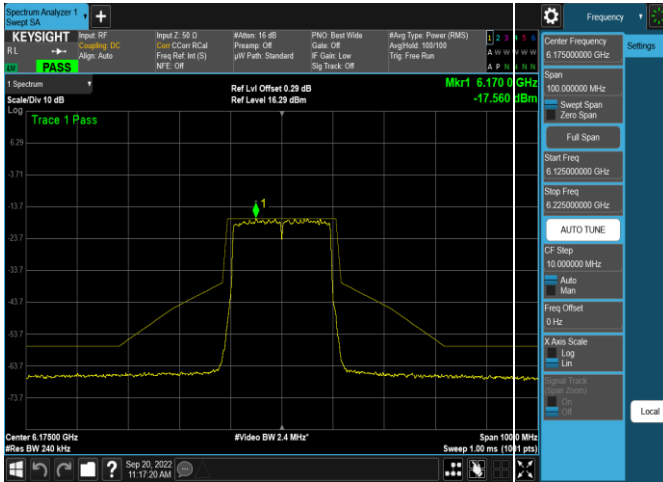
Plot 7-494. In-Band Emission Plot SDM Antenna 4a (80MHz 802.11ax (UNII Band 8) – Ch. 199, MCS2)



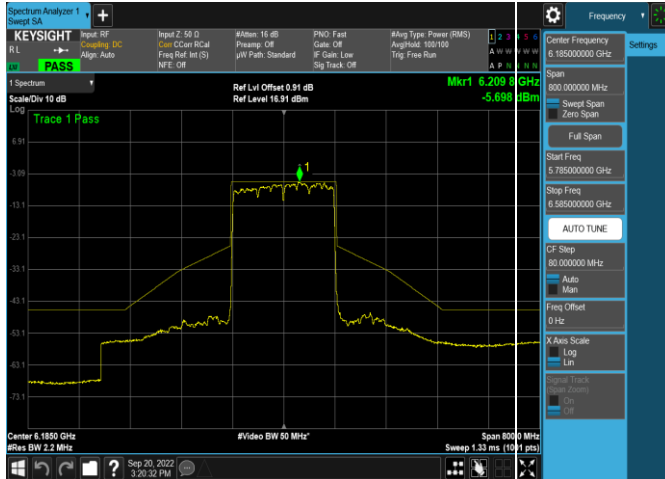
Plot 7-496. In-Band Emission Plot SDM Antenna 4a (160MHz 802.11ax (UNII Band 8) – Ch. 207, MCS2)

FCC ID: BCGA2764 IC: 579C-A2764		MEASUREMENT REPORT (CERTIFICATION)	Approved by: Technical Manager
Test Report S/N: 1C2205090028-21-R3.BCG	Test Dates: 5/30/2022 - 9/16/2022	EUT Type: Tablet Device	Page 146 of 282

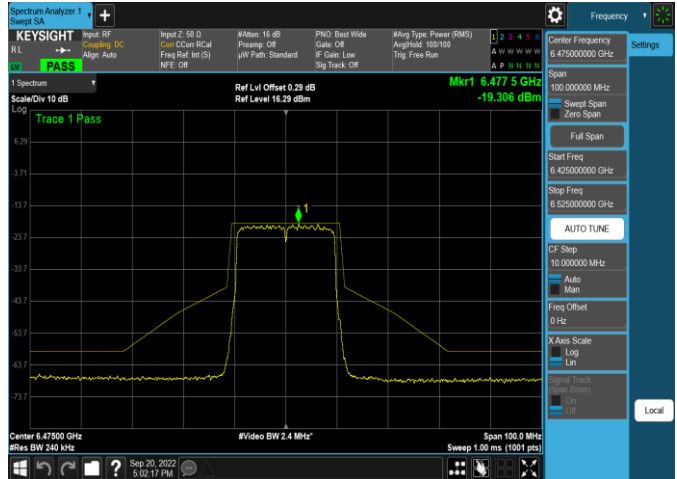
Mid Data Rate



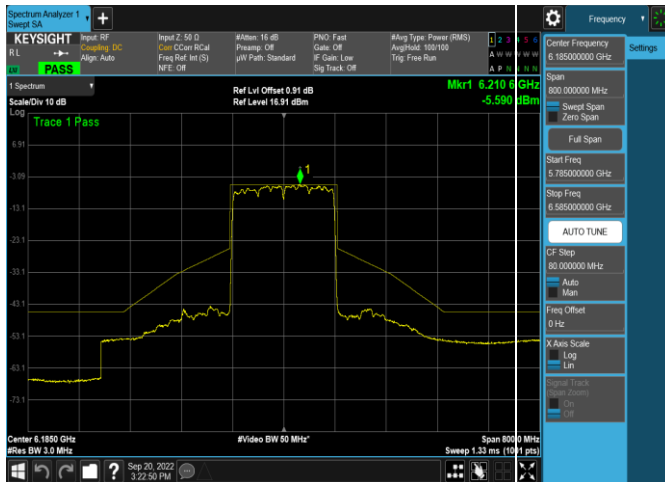
FCC ID: BCGA2764 IC: 579C-A2764		MEASUREMENT REPORT (CERTIFICATION)	Approved by: Technical Manager
Test Report S/N: 1C2205090028-21-R3.BCG	Test Dates: 5/30/2022 - 9/16/2022	EUT Type: Tablet Device	Page 147 of 282



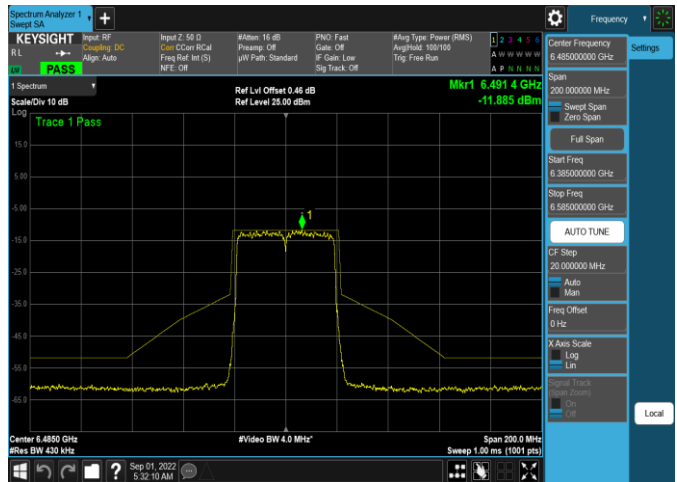
Plot 7-503. In-Band Emission Plot SDM Antenna 5b (160MHz 802.11ax (UNII Band 5) - Ch. 47, MCS4)



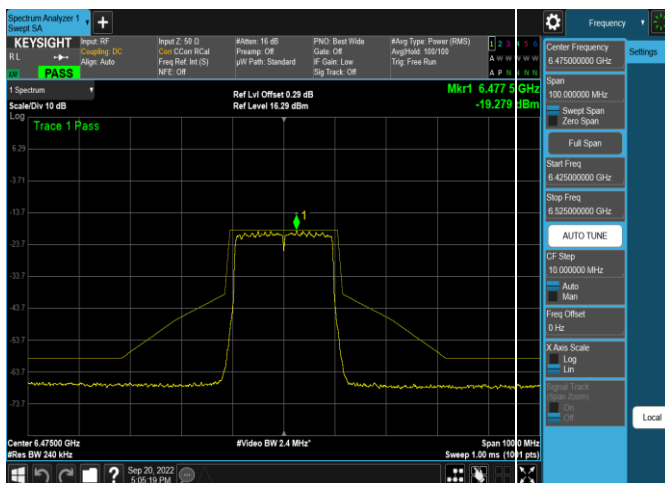
Plot 7-506. In-Band Emission Plot SDM Antenna 4a (20MHz 802.11ax (UNII Band 6) - Ch. 105, MCS4)



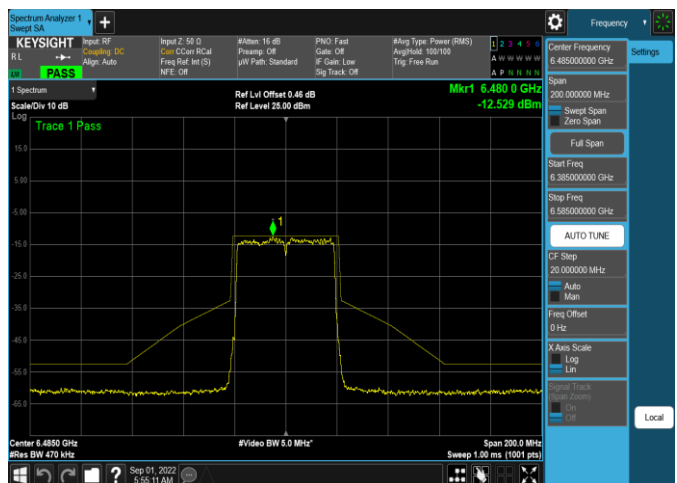
Plot 7-504. In-Band Emission Plot SDM Antenna 4a (160MHz 802.11ax (UNII Band 5) - Ch. 47, MCS4)



Plot 7-507. In-Band Emission Plot SDM Antenna 5b (40MHz 802.11ax (UNII Band 6) - Ch. 107, MCS4)

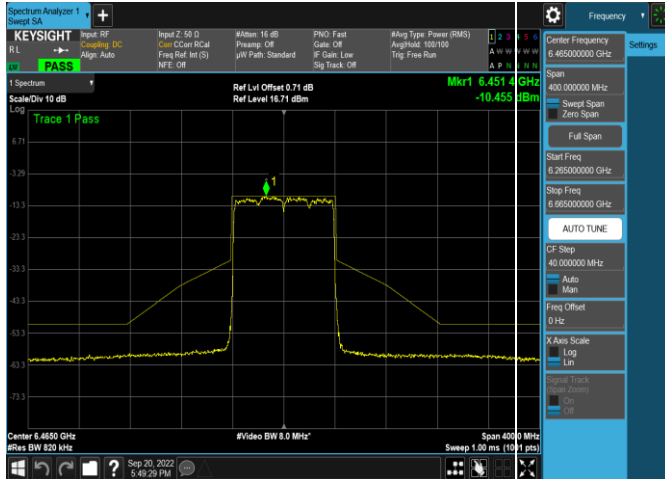


Plot 7-505. In-Band Emission Plot SDM Antenna 5b (20MHz 802.11ax (UNII Band 6) - Ch. 105, MCS4)

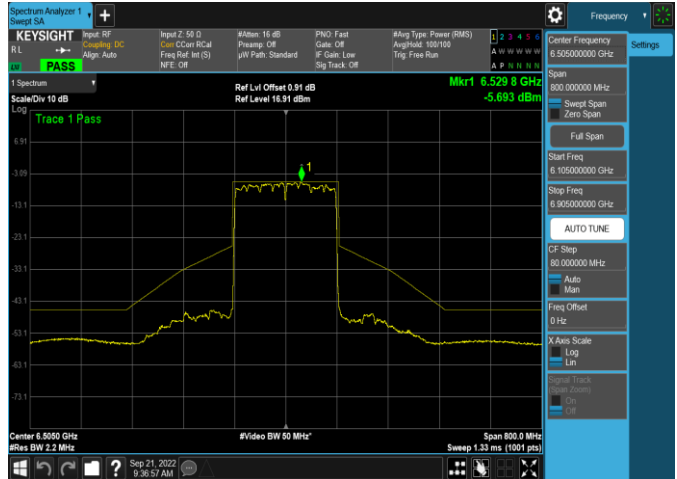


Plot 7-508. In-Band Emission Plot SDM Antenna 4a (40MHz 802.11ax (UNII Band 6) - Ch. 107, MCS4)

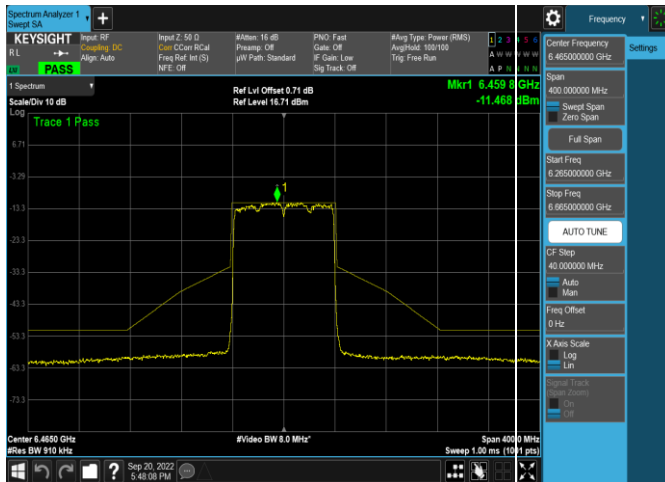
FCC ID: BCGA2764 IC: 579C-A2764		MEASUREMENT REPORT (CERTIFICATION)	Approved by: Technical Manager
Test Report S/N: 1C2205090028-21-R3.BCG	Test Dates: 5/30/2022 - 9/16/2022	EUT Type: Tablet Device	Page 148 of 282



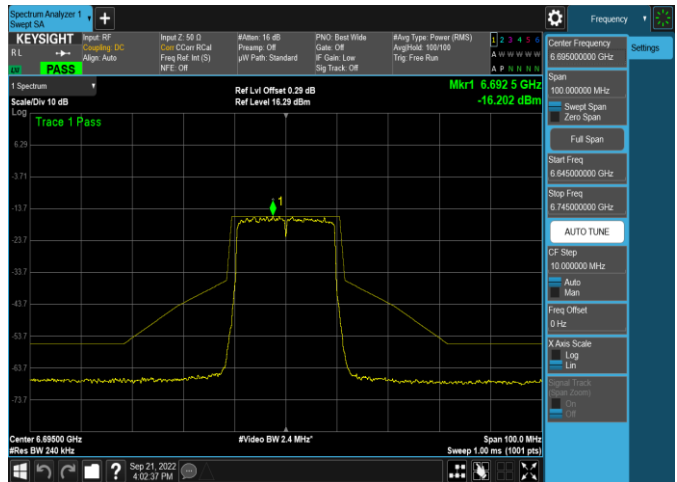
Plot 7-509. In-Band Emission Plot SDM Antenna 5b (80MHz 802.11ax (UNII Band 6) - Ch. 103, MCS4)



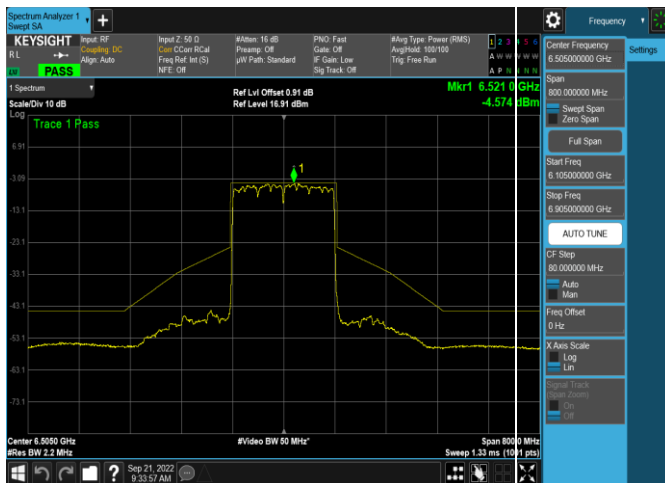
Plot 7-512. In-Band Emission Plot SDM Antenna 4a (160MHz 802.11ax (UNII Band 6) - Ch. 111, MCS4)



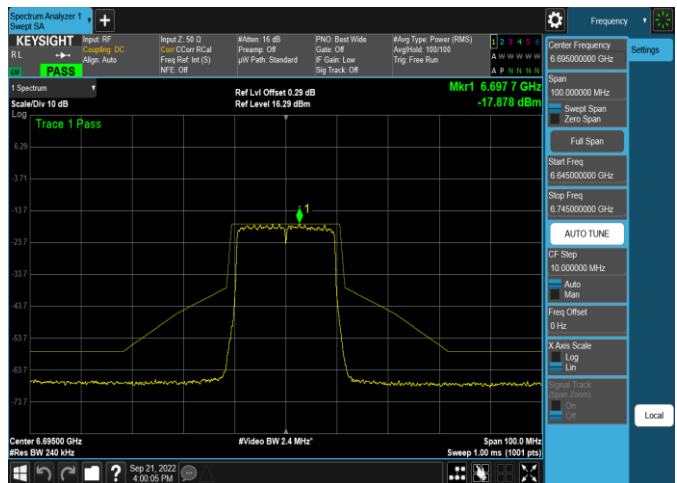
Plot 7-510. In-Band Emission Plot SDM Antenna 4a (80MHz 802.11ax (UNII Band 6) - Ch. 103, MCS4)



Plot 7-513. In-Band Emission Plot SDM Antenna 5b (20MHz 802.11ax (UNII Band 7) - Ch. 149, MCS4)

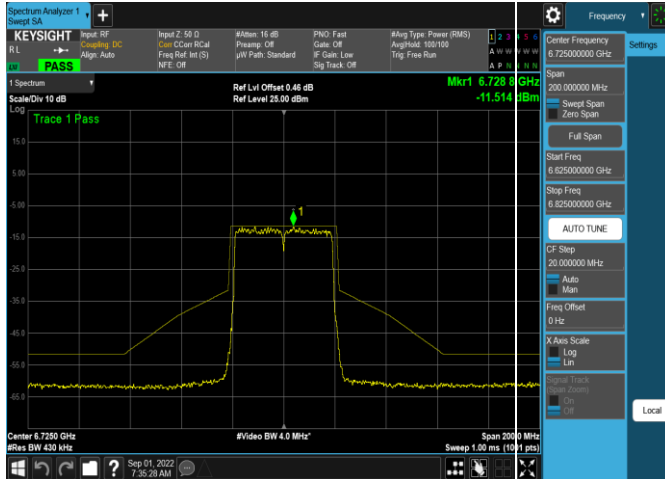


Plot 7-511. In-Band Emission Plot SDM Antenna 5b (160MHz 802.11ax (UNII Band 6) - Ch. 111, MCS4)

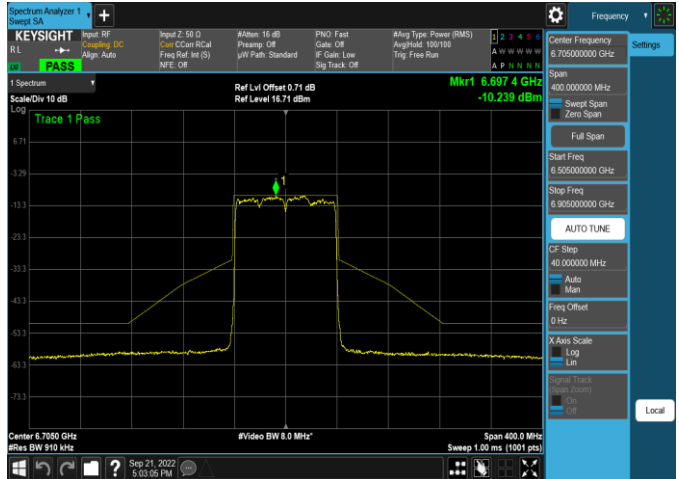


Plot 7-514. In-Band Emission Plot SDM Antenna 4a (20MHz 802.11ax (UNII Band 7) - Ch. 149, MCS4)

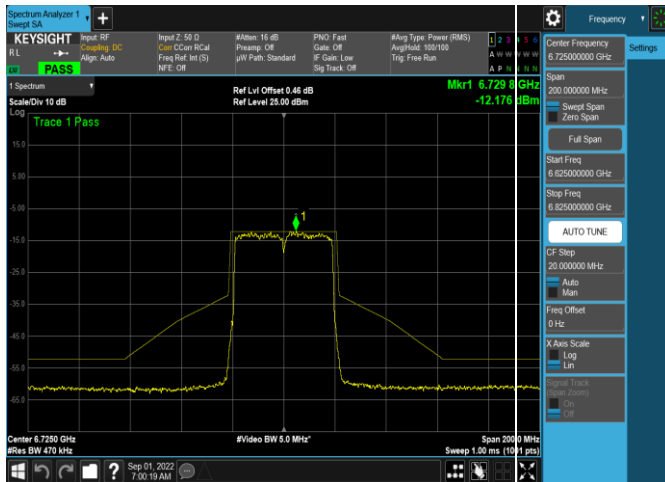
FCC ID: BCGA2764 IC: 579C-A2764	element	MEASUREMENT REPORT (CERTIFICATION)	Approved by: Technical Manager
Test Report S/N: 1C2205090028-21-R3.BCG	Test Dates: 5/30/2022 - 9/16/2022	EUT Type: Tablet Device	Page 149 of 282



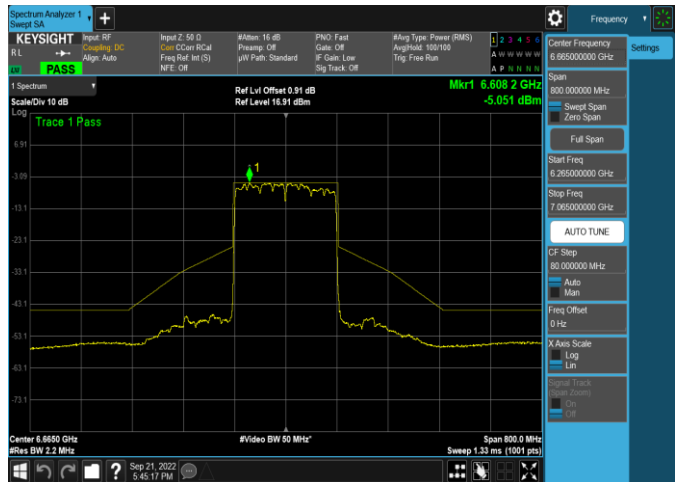
Plot 7-515. In-Band Emission Plot SDM Antenna 5b (40MHz 802.11ax (UNII Band 7) – Ch. 155, MCS4)



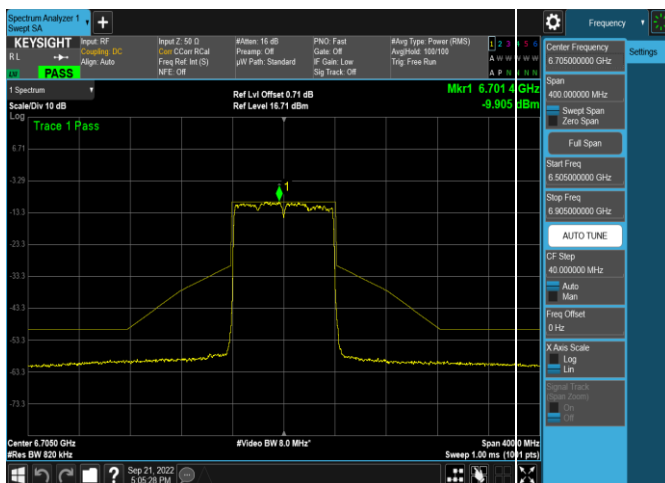
Plot 7-518. In-Band Emission Plot SDM Antenna 4a (80MHz 802.11ax (UNII Band 7) – Ch. 151, MCS4)



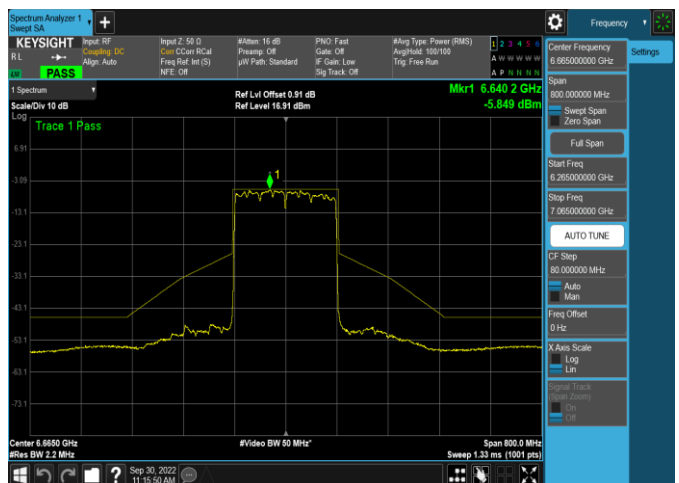
Plot 7-516. In-Band Emission Plot SDM Antenna 4a (40MHz 802.11ax (UNII Band 7) – Ch. 155, MCS4)



Plot 7-519. In-Band Emission Plot SDM Antenna 5b (160MHz 802.11ax (UNII Band 7) – Ch. 143, MCS4)

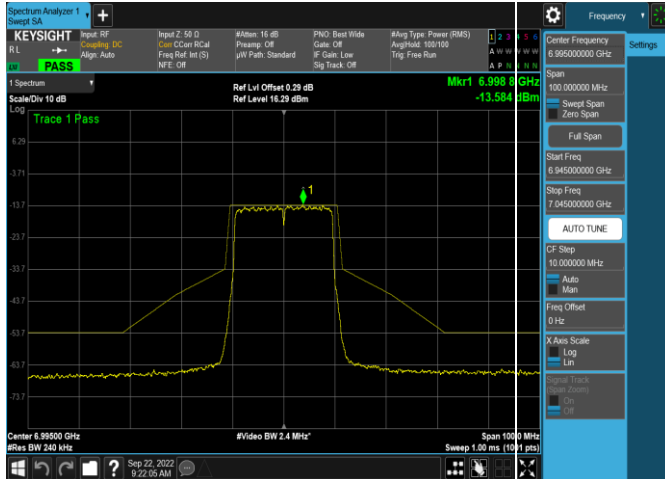


Plot 7-517. In-Band Emission Plot SDM Antenna 5b (80MHz 802.11ax (UNII Band 7) – Ch. 151, MCS4)

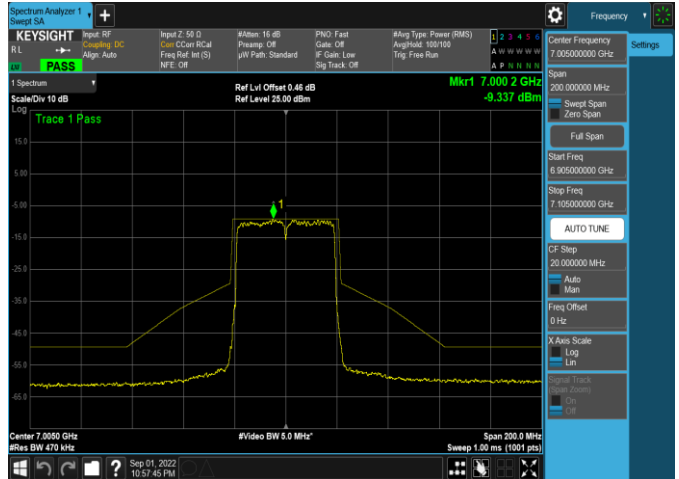


Plot 7-520. In-Band Emission Plot SDM Antenna 4a (160MHz 802.11ax (UNII Band 7) – Ch. 143, MCS4)

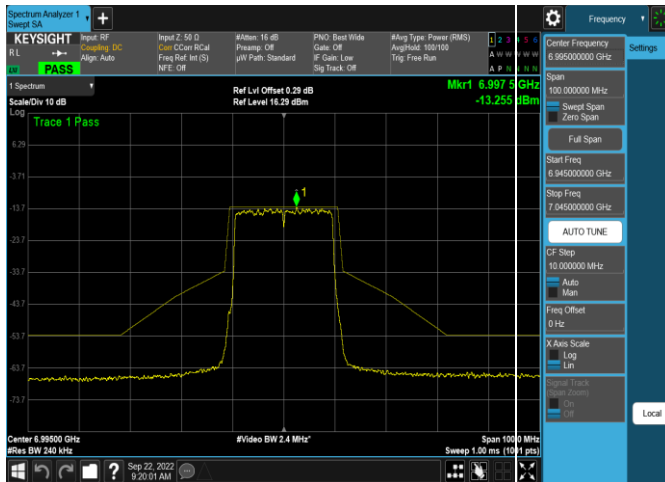
FCC ID: BCGA2764 IC: 579C-A2764	element	MEASUREMENT REPORT (CERTIFICATION)	Approved by: Technical Manager
Test Report S/N: 1C2205090028-21-R3.BCG	Test Dates: 5/30/2022 - 9/16/2022	EUT Type: Tablet Device	Page 150 of 282



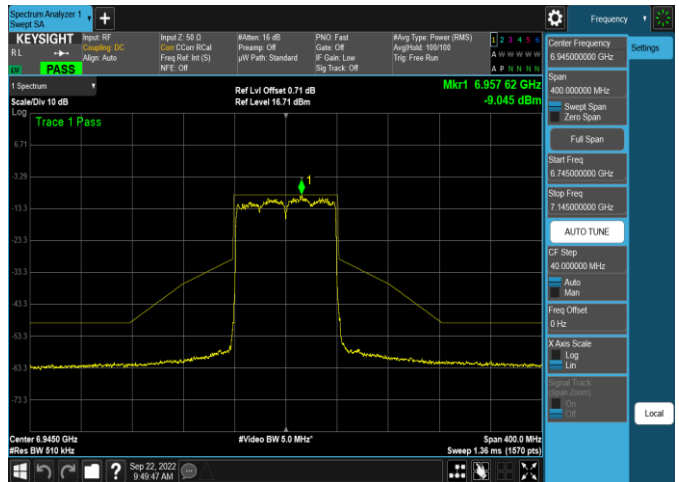
Plot 7-521. In-Band Emission Plot SDM Antenna 5b (20MHz 802.11ax (UNII Band 8) - Ch. 209, MCS4)



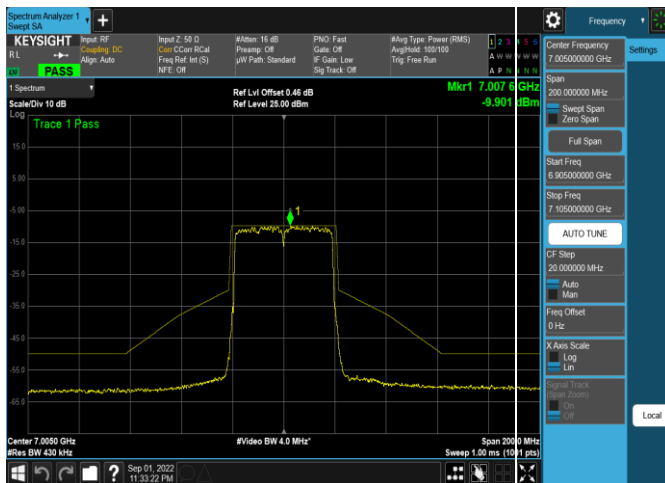
Plot 7-524. In-Band Emission Plot SDM Antenna 4a (40MHz 802.11ax (UNII Band 8) - Ch. 211, MCS4)



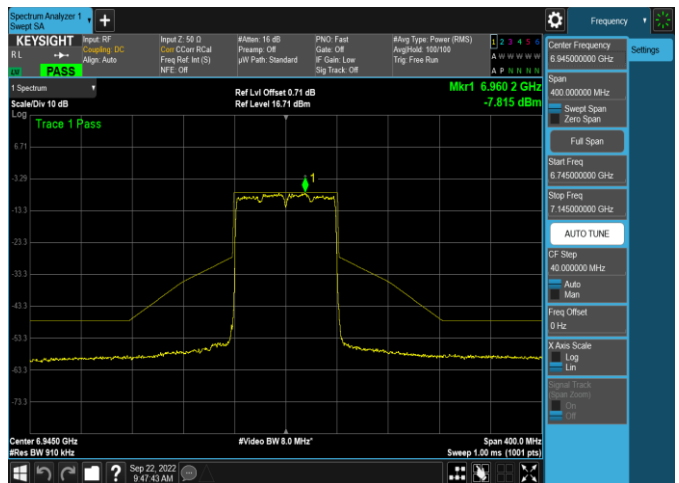
Plot 7-522. In-Band Emission Plot SDM Antenna 4a (20MHz 802.11ax (UNII Band 8) - Ch. 209, MCS4)



Plot 7-525. In-Band Emission Plot SDM Antenna 5b (80MHz 802.11ax (UNII Band 8) - Ch. 199, MCS4)



Plot 7-523. In-Band Emission Plot SDM Antenna 5b (40MHz 802.11ax (UNII Band 8) - Ch. 211, MCS4)



Plot 7-526. In-Band Emission Plot SDM Antenna 4a (80MHz 802.11ax (UNII Band 8) - Ch. 199, MCS4)

FCC ID: BCGA2764 IC: 579C-A2764	element	MEASUREMENT REPORT (CERTIFICATION)	Approved by: Technical Manager
Test Report S/N: 1C2205090028-21-R3.BCG	Test Dates: 5/30/2022 - 9/16/2022	EUT Type: Tablet Device	Page 151 of 282



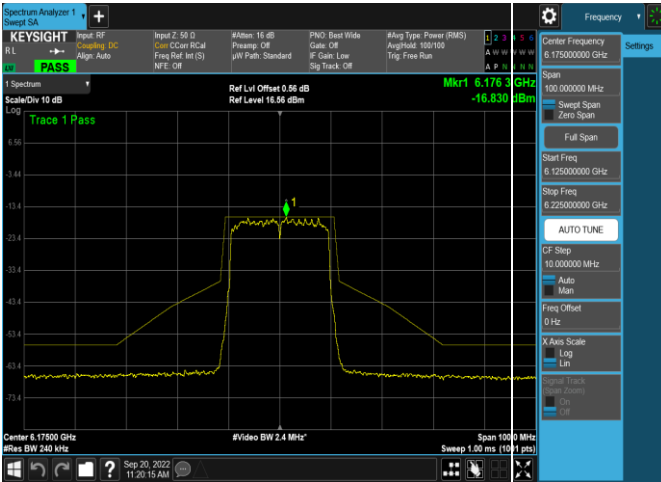
Plot 7-527. In-Band Emission Plot SDM Antenna 5b (160MHz 802.11ax (UNII Band 8) – Ch. 207, MCS4)



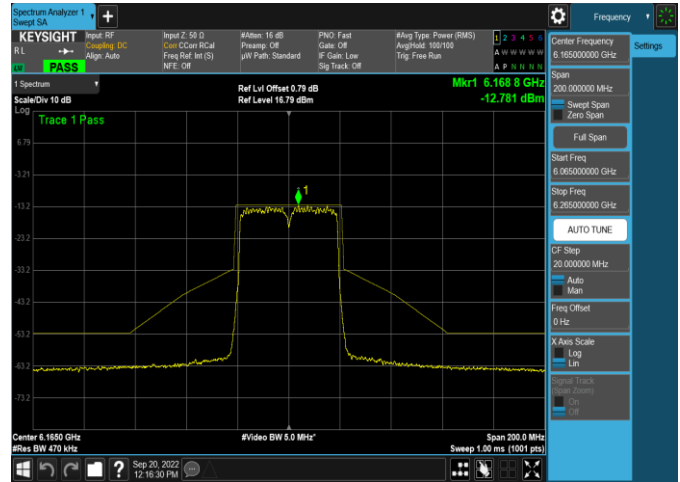
Plot 7-528. In-Band Emission Plot SDM Antenna 4a (160MHz 802.11ax (UNII Band 8) – Ch. 207, MCS4)

FCC ID: BCGA2764 IC: 579C-A2764	 MEASUREMENT REPORT (CERTIFICATION)		Approved by: Technical Manager
Test Report S/N: 1C2205090028-21-R3.BCG	Test Dates: 5/30/2022 - 9/16/2022	EUT Type: Tablet Device	Page 152 of 282

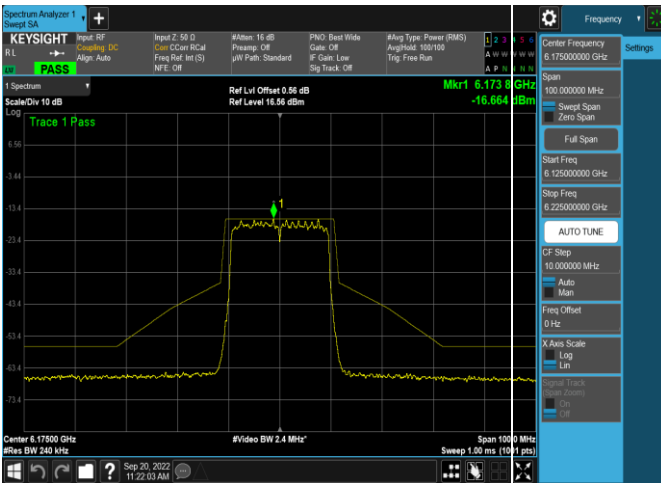
High Data Rate



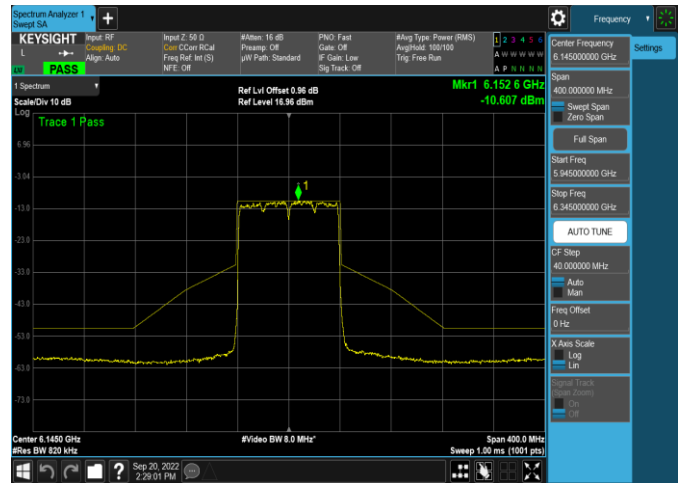
Plot 7-529. In-Band Emission Plot SDM Antenna 5b (20MHz 802.11ax (UNII Band 5) – Ch. 45, MCS11)



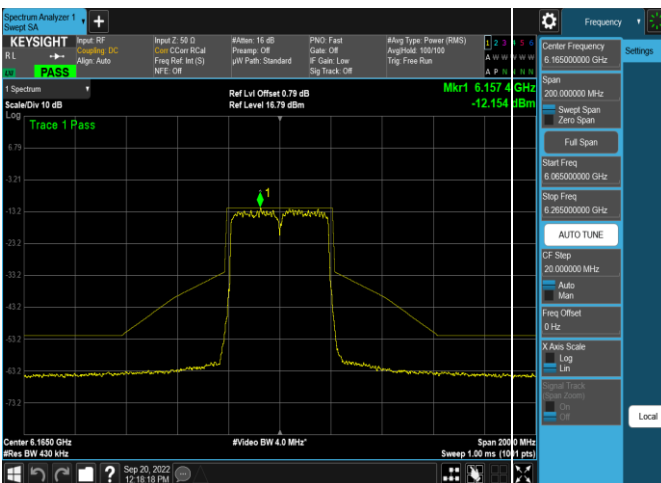
Plot 7-532. In-Band Emission Plot SDM Antenna 4a (40MHz 802.11ax (UNII Band 5) – Ch. 43, MCS11)



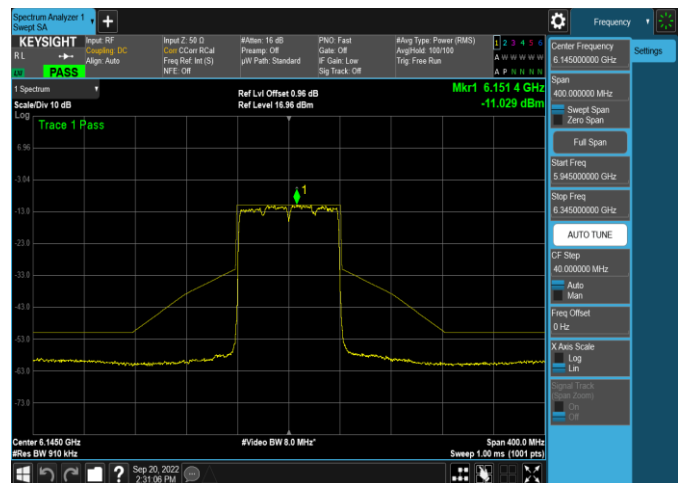
Plot 7-530. In-Band Emission Plot SDM Antenna 4a (20MHz 802.11ax (UNII Band 5) – Ch. 45, MCS11)



Plot 7-533. In-Band Emission Plot SDM Antenna 5b (80MHz 802.11ax (UNII Band 5) – Ch. 39, MCS11)

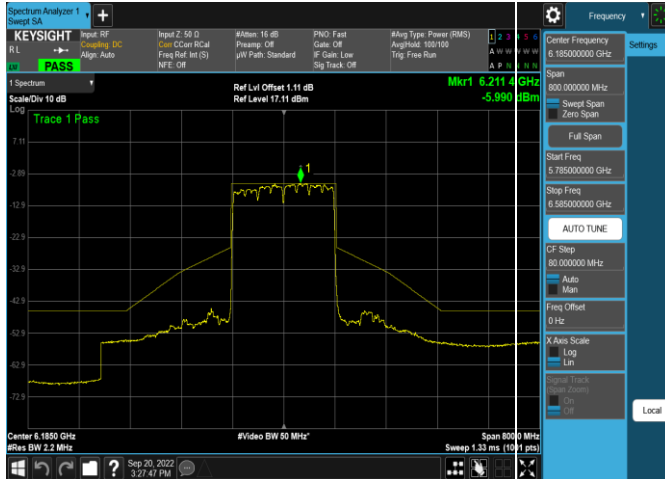


Plot 7-531. In-Band Emission Plot SDM Antenna 5b (40MHz 802.11ax (UNII Band 5) – Ch. 43, MCS11)

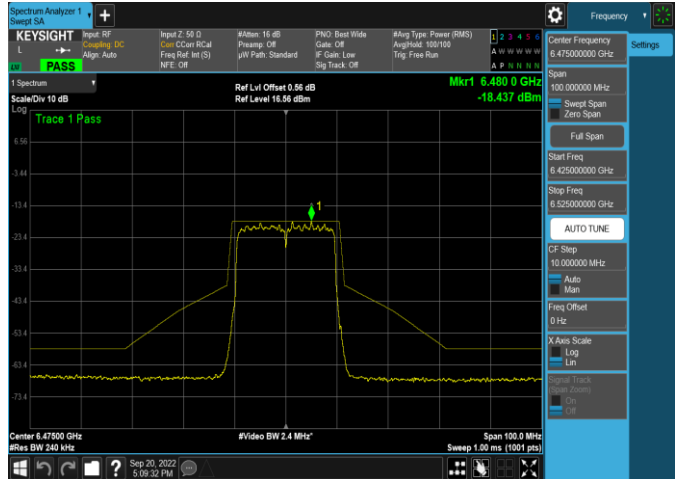


Plot 7-534. In-Band Emission Plot SDM Antenna 4a (80MHz 802.11ax (UNII Band 5) – Ch. 39, MCS11)

FCC ID: BCGA2764 IC: 579C-A2764		MEASUREMENT REPORT (CERTIFICATION)	Approved by: Technical Manager
Test Report S/N: 1C2205090028-21-R3.BCG	Test Dates: 5/30/2022 - 9/16/2022	EUT Type: Tablet Device	Page 153 of 282



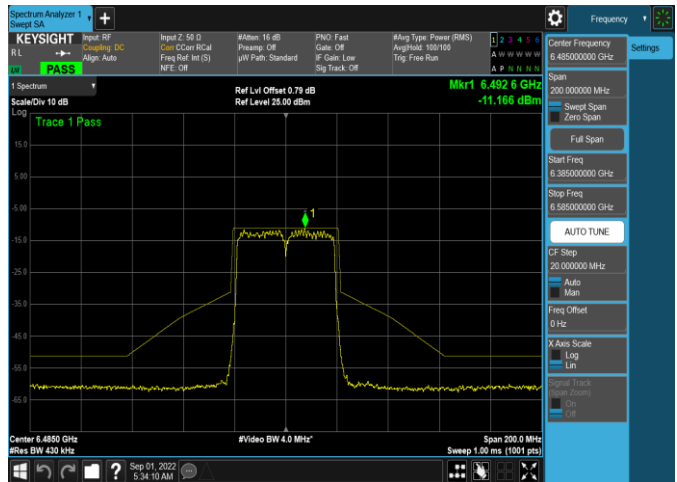
Plot 7-535. In-Band Emission Plot SDM Antenna 5b (160MHz 802.11ax (UNII Band 5) – Ch. 47, MCS11)



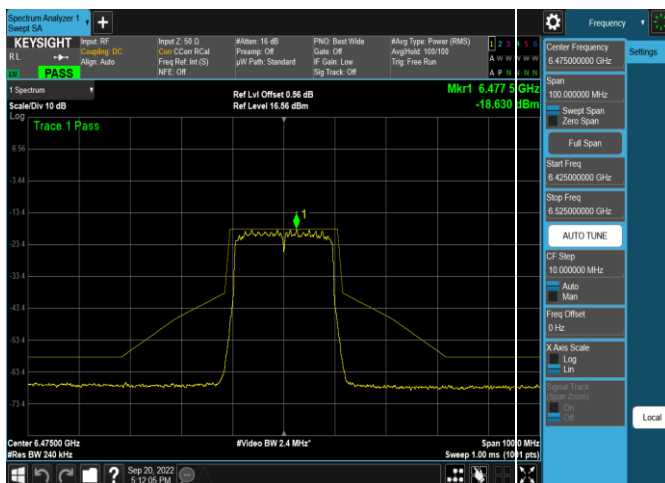
Plot 7-538. In-Band Emission Plot SDM Antenna 4a (20MHz 802.11ax (UNII Band 6) – Ch. 105, MCS11)



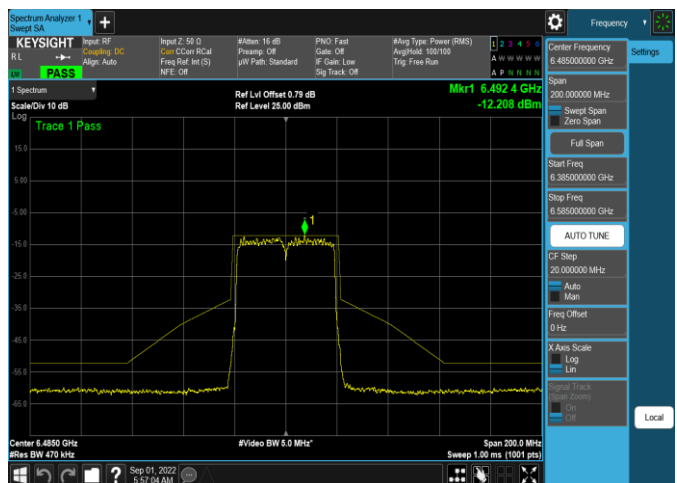
Plot 7-536. In-Band Emission Plot SDM Antenna 4a (160MHz 802.11ax (UNII Band 5) – Ch. 47, MCS11)



Plot 7-539. In-Band Emission Plot SDM Antenna 5b (40MHz 802.11ax (UNII Band 6) – Ch. 107, MCS11)

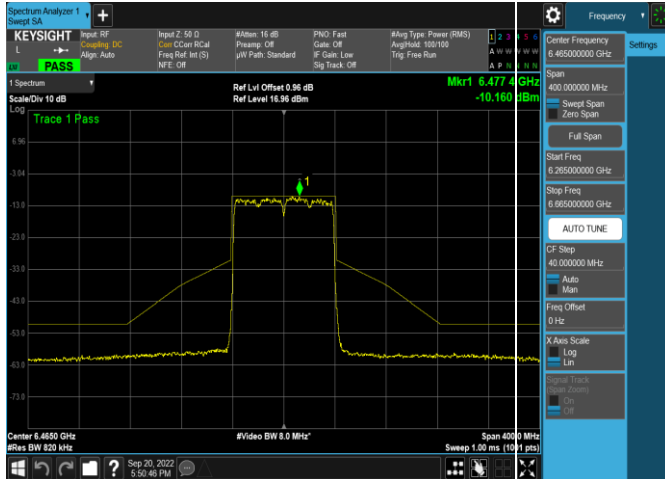


Plot 7-537. In-Band Emission Plot SDM Antenna 5b (20MHz 802.11ax (UNII Band 6) – Ch. 105, MCS11)

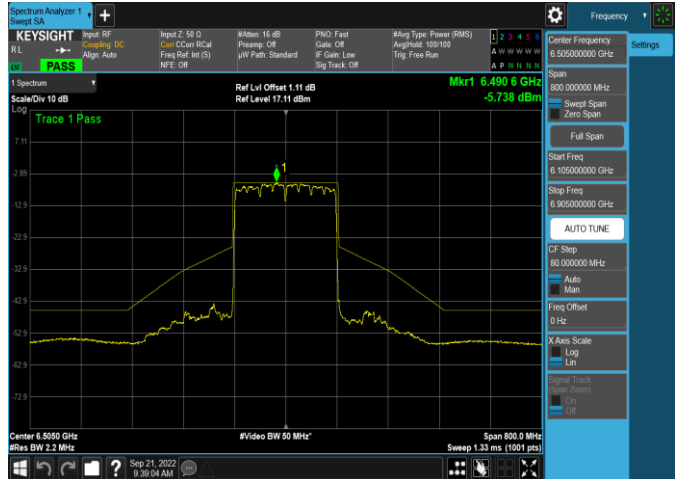


Plot 7-540. In-Band Emission Plot SDM Antenna 4a (40MHz 802.11ax (UNII Band 6) – Ch. 107, MCS11)

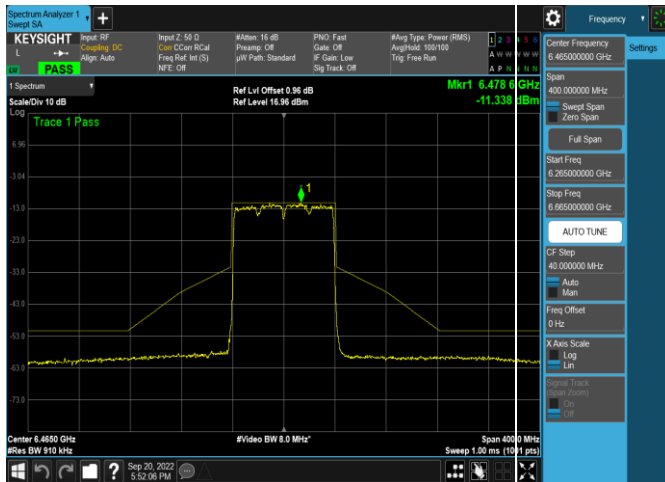
FCC ID: BCGA2764 IC: 579C-A2764		MEASUREMENT REPORT (CERTIFICATION)	Approved by: Technical Manager
Test Report S/N: 1C2205090028-21-R3.BCG	Test Dates: 5/30/2022 - 9/16/2022	EUT Type: Tablet Device	Page 154 of 282



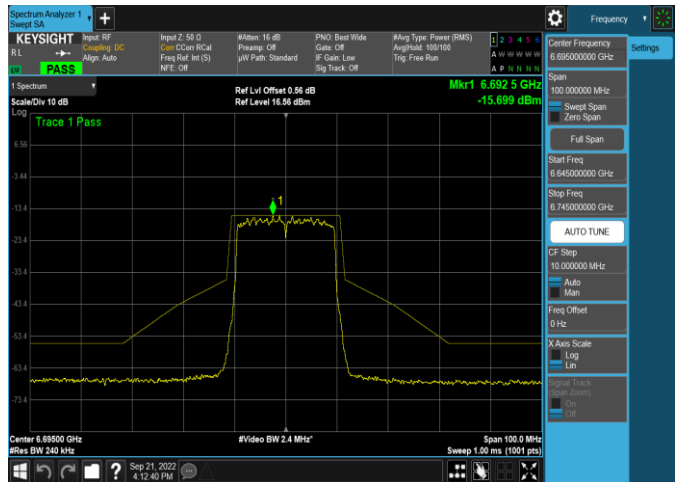
Plot 7-541. In-Band Emission Plot SDM Antenna 5b (80MHz 802.11ax (UNII Band 6) – Ch. 103, MCS11)



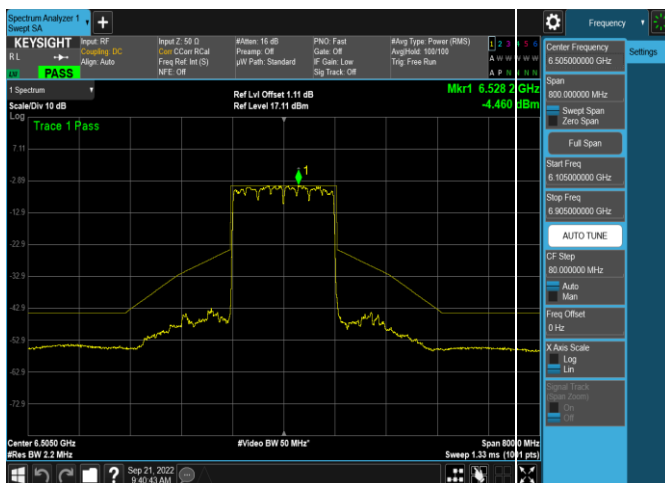
Plot 7-544. In-Band Emission Plot SDM Antenna 4a (160MHz 802.11ax (UNII Band 6) – Ch. 111, MCS11)



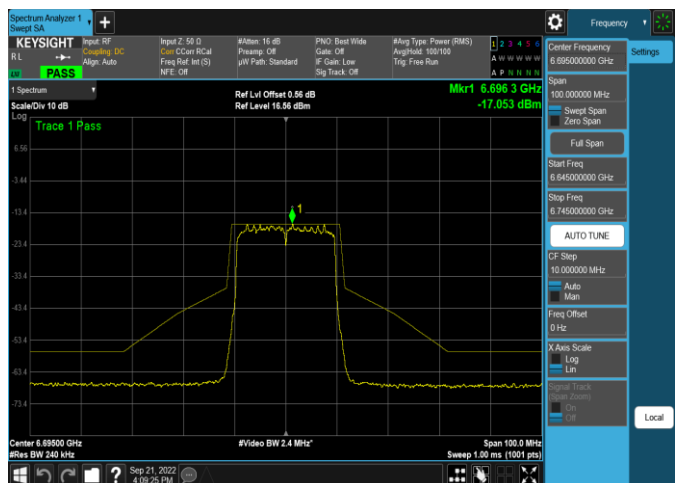
Plot 7-542. In-Band Emission Plot SDM Antenna 4a (80MHz 802.11ax (UNII Band 6) – Ch. 103, MCS11)



Plot 7-545. In-Band Emission Plot SDM Antenna 5b (20MHz 802.11ax (UNII Band 7) – Ch. 149, MCS11)

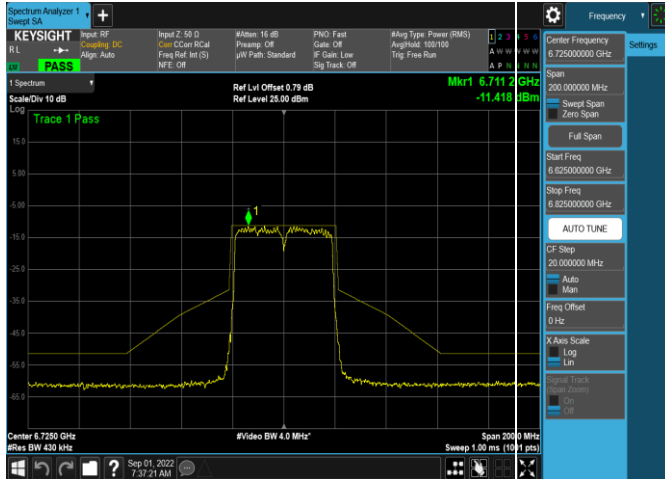


Plot 7-543. In-Band Emission Plot SDM Antenna 5b (160MHz 802.11ax (UNII Band 6) – Ch. 111, MCS11)

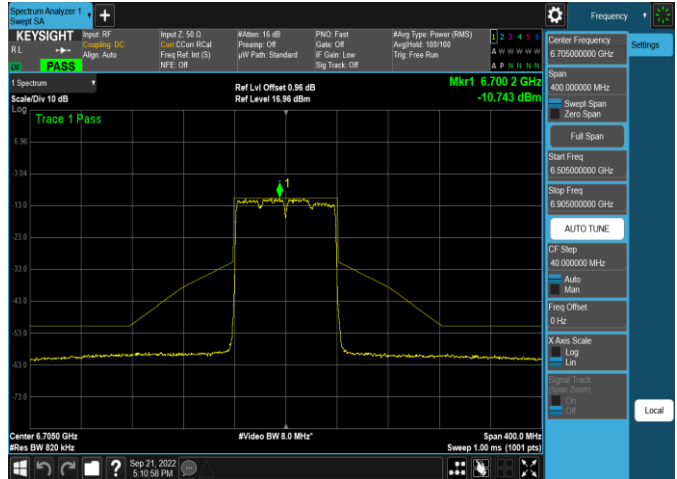


Plot 7-546. In-Band Emission Plot SDM Antenna 4a (20MHz 802.11ax (UNII Band 7) – Ch. 149, MCS11)

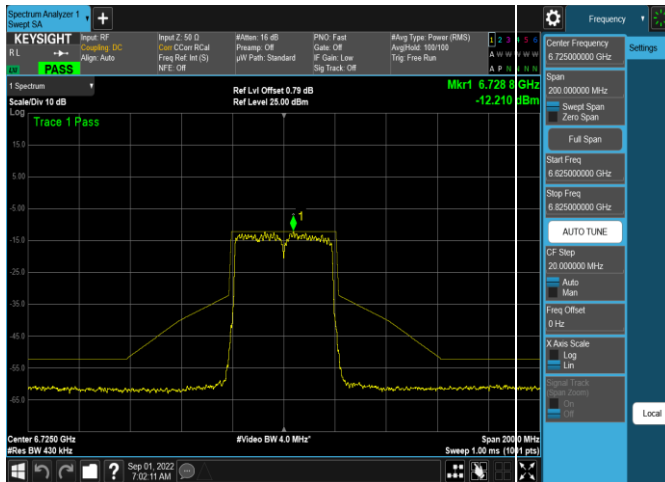
FCC ID: BCGA2764 IC: 579C-A2764	element	MEASUREMENT REPORT (CERTIFICATION)	Approved by: Technical Manager
Test Report S/N: 1C2205090028-21-R3.BCG	Test Dates: 5/30/2022 - 9/16/2022	EUT Type: Tablet Device	Page 155 of 282



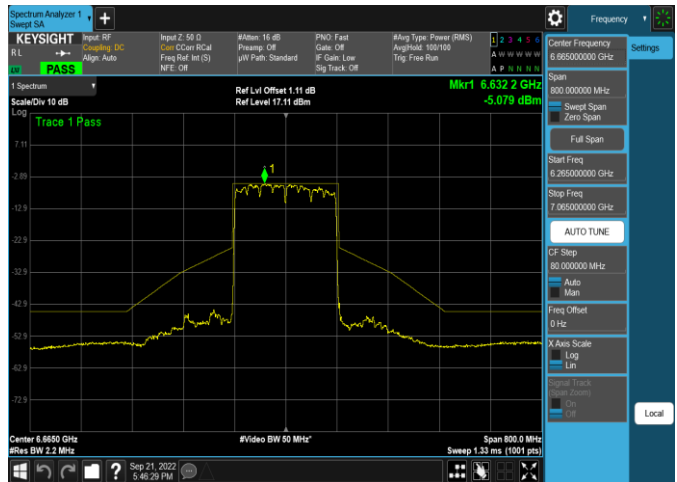
Plot 7-547. In-Band Emission Plot SDM Antenna 5b (40MHz 802.11ax (UNII Band 7) - Ch. 155, MCS11)



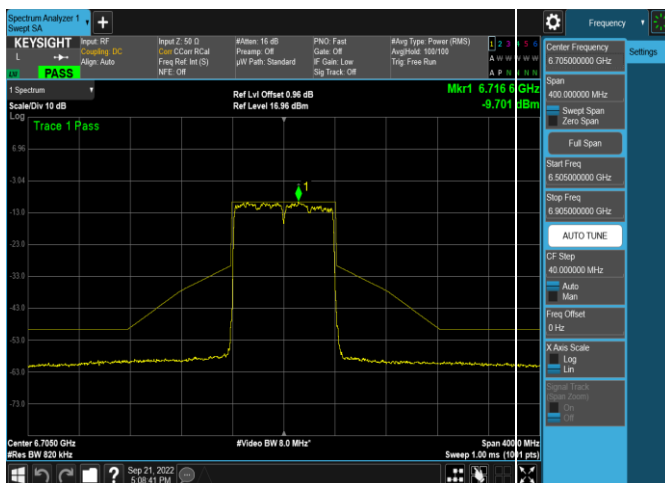
Plot 7-550. In-Band Emission Plot SDM Antenna 4a (80MHz 802.11ax (UNII Band 7) - Ch. 151, MCS11)



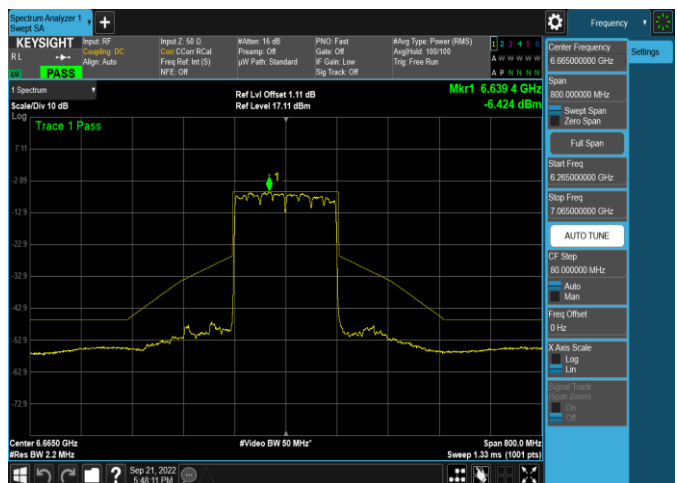
Plot 7-548. In-Band Emission Plot SDM Antenna 4a (40MHz 802.11ax (UNII Band 7) - Ch. 155, MCS11)



Plot 7-551. In-Band Emission Plot SDM Antenna 5b (160MHz 802.11ax (UNII Band 7) - Ch. 143, MCS11)

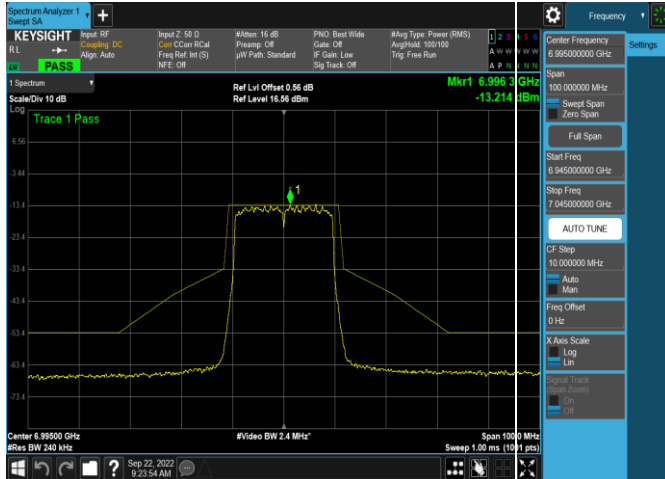


Plot 7-549. In-Band Emission Plot SDM Antenna 5b (80MHz 802.11ax (UNII Band 7) - Ch. 151, MCS11)

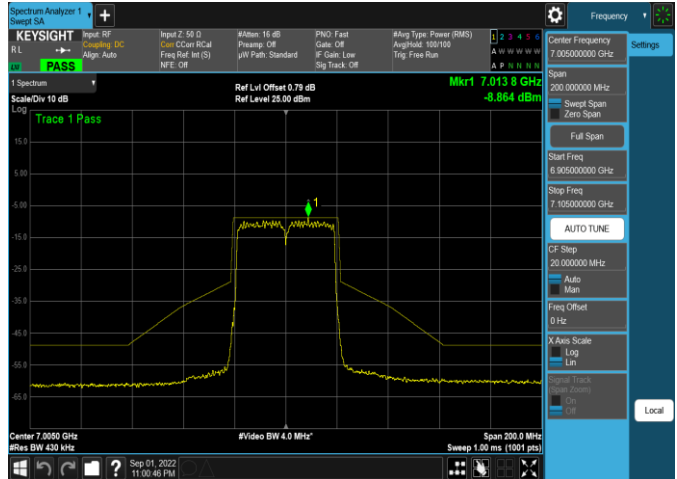


Plot 7-552. In-Band Emission Plot SDM Antenna 4a (160MHz 802.11ax (UNII Band 7) - Ch. 143, MCS11)

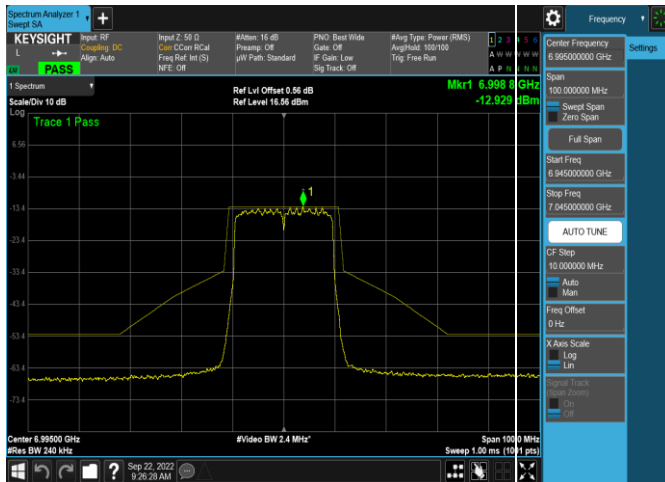
FCC ID: BCGA2764 IC: 579C-A2764	element	MEASUREMENT REPORT (CERTIFICATION)	Approved by: Technical Manager
Test Report S/N: 1C2205090028-21-R3.BCG	Test Dates: 5/30/2022 - 9/16/2022	EUT Type: Tablet Device	Page 156 of 282



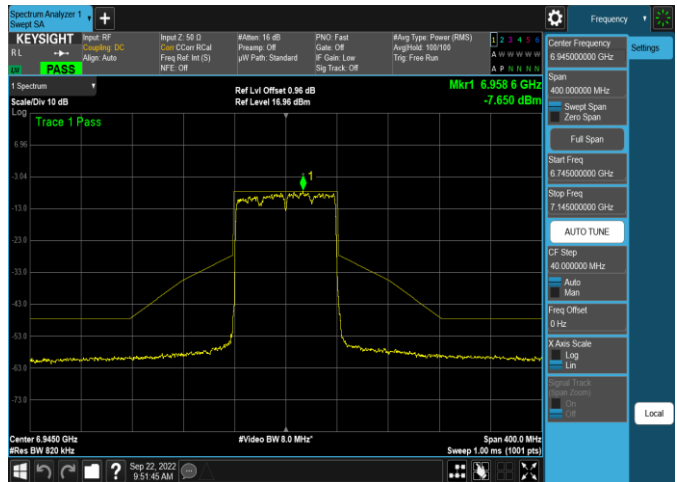
Plot 7-553. In-Band Emission Plot SDM Antenna 5b (20MHz 802.11ax (UNII Band 8) – Ch. 209, MCS11)



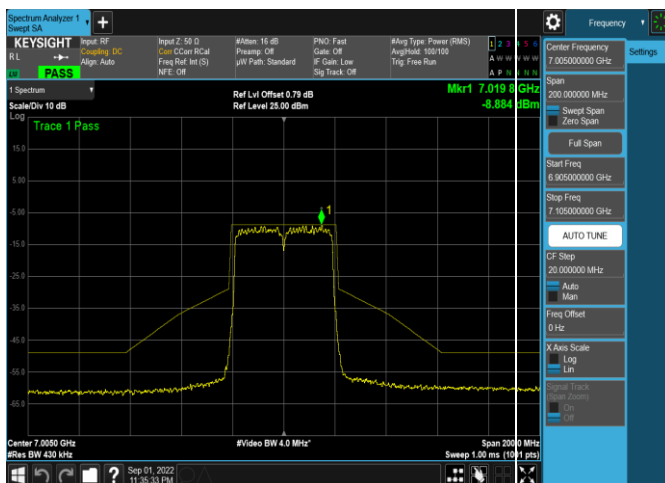
Plot 7-556. In-Band Emission Plot SDM Antenna 4a (40MHz 802.11ax (UNII Band 8) – Ch. 211, MCS11)



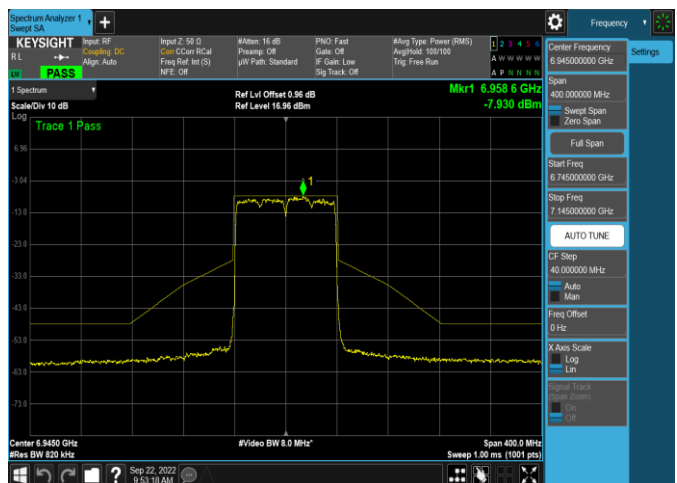
Plot 7-554. In-Band Emission Plot SDM Antenna 4a (20MHz 802.11ax (UNII Band 8) – Ch. 209, MCS11)



Plot 7-557. In-Band Emission Plot SDM Antenna 5b (80MHz 802.11ax (UNII Band 8) – Ch. 199, MCS11)



Plot 7-555. In-Band Emission Plot SDM Antenna 5b (40MHz 802.11ax (UNII Band 8) – Ch. 211, MCS11)



Plot 7-558. In-Band Emission Plot SDM Antenna 4a (80MHz 802.11ax (UNII Band 8) – Ch. 199, MCS11)

FCC ID: BCGA2764 IC: 579C-A2764	element	MEASUREMENT REPORT (CERTIFICATION)	Approved by: Technical Manager
Test Report S/N: 1C2205090028-21-R3.BCG	Test Dates: 5/30/2022 - 9/16/2022	EUT Type: Tablet Device	Page 157 of 282



FCC ID: BCGA2764 IC: 579C-A2764		MEASUREMENT REPORT (CERTIFICATION)	Approved by: Technical Manager
Test Report S/N: 1C2205090028-21-R3.BCG	Test Dates: 5/30/2022 - 9/16/2022	EUT Type: Tablet Device	Page 158 of 282