


Plot 7-100. Occupied Bandwidth Plot (NR Band n41 - 40MHz CP-OFDM 256-QAM - Full RB)



Plot 7-101. Occupied Bandwidth Plot (NR Band n41 - 50MHz DFT-s-OFDM $\pi/2$ BPSK - Full RB)

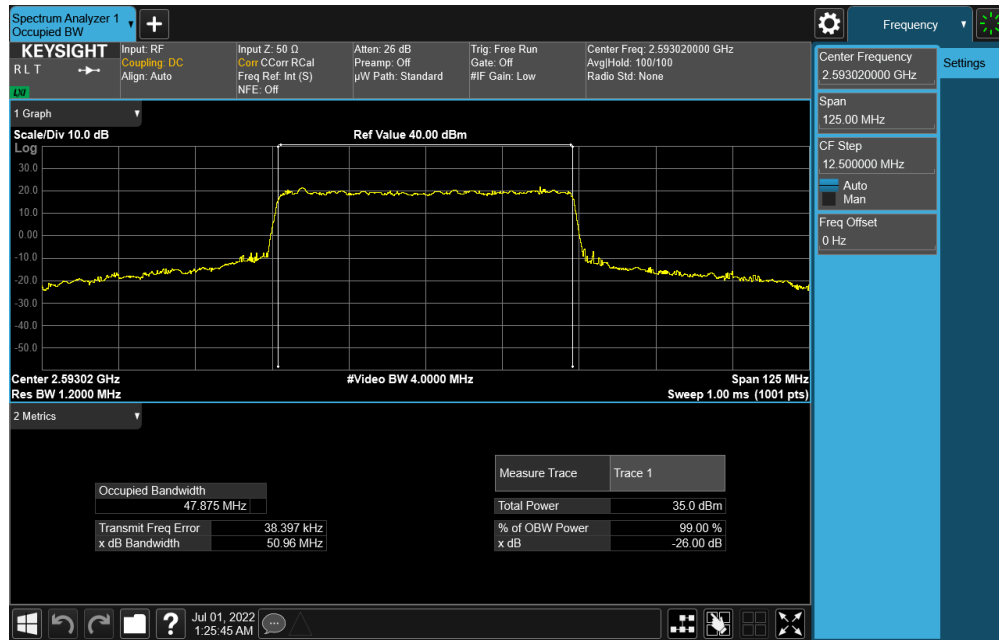
FCC ID: BCGA2764	 PART 27 MEASUREMENT REPORT		Approved by: Technical Manager
Test Report S/N: 1C2205090028-04-R2.BCG	Test Dates: 5/30/2022 – 10/5/2022	EUT Type: Tablet Device	Page 67 of 278

V2.1 11/9/2021

Unless otherwise specified, no part of this report may be reproduced or utilized in any part, form or by any means, electronic or mechanical, including photocopying and microfilm, without permission in writing from Element Washington DC LLC. If you have any questions about this or have an enquiry about obtaining additional rights to this report or assembly of contents thereof, please contact ct.info@element.com.



Plot 7-102. Occupied Bandwidth Plot (NR Band n41 - 50MHz CP-OFDM QPSK - Full RB)

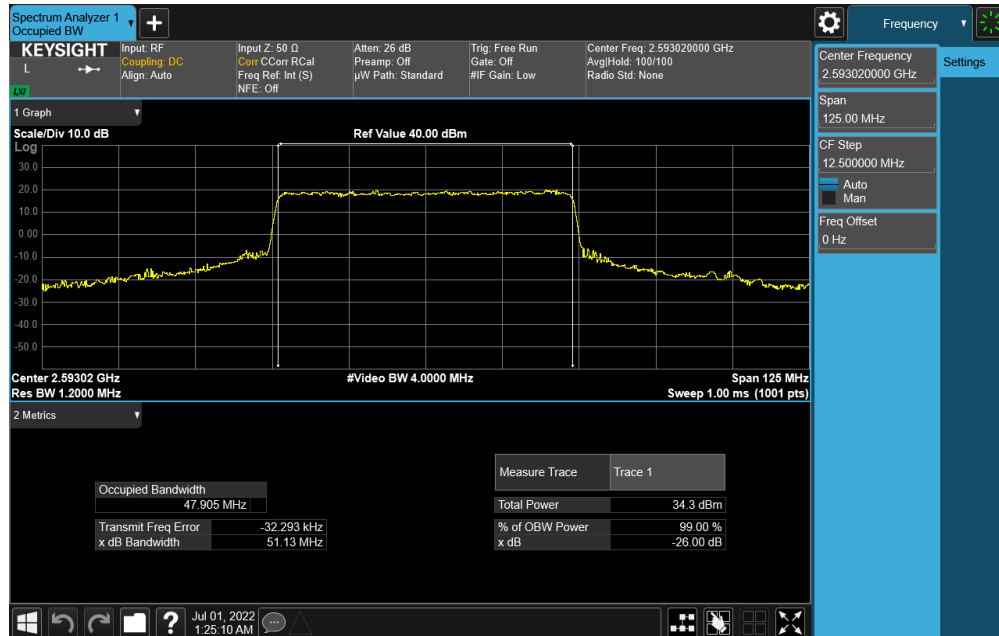


Plot 7-103. Occupied Bandwidth Plot (NR Band n41 - 50MHz CP-OFDM 16-QAM - Full RB)

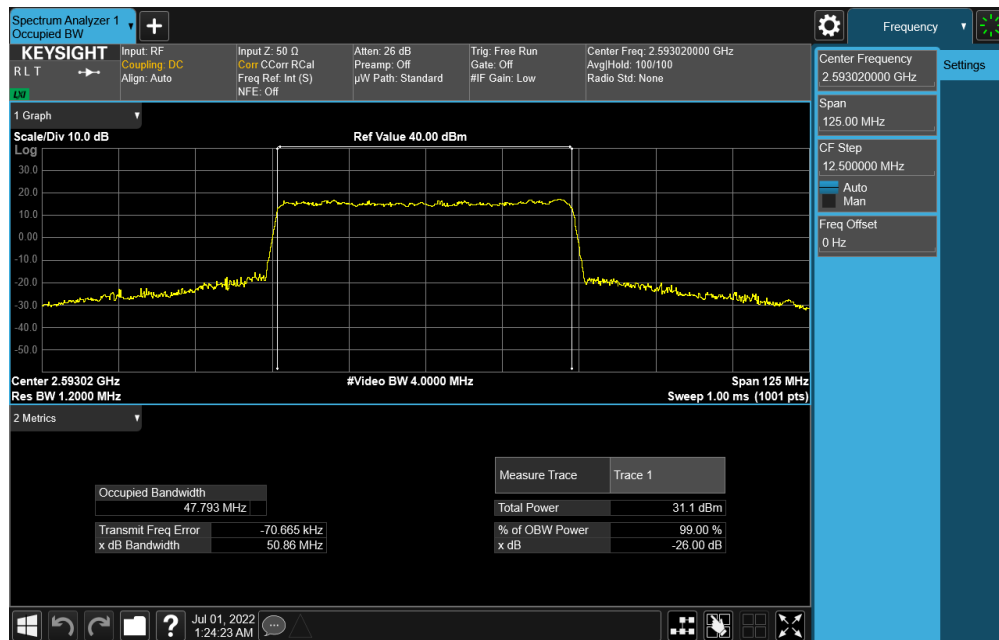
FCC ID: BCGA2764	element	PART 27 MEASUREMENT REPORT	Approved by: Technical Manager
Test Report S/N: 1C2205090028-04-R2.BCG	Test Dates: 5/30/2022 – 10/5/2022	EUT Type: Tablet Device	Page 68 of 278

V2.1 11/9/2021

Unless otherwise specified, no part of this report may be reproduced or utilized in any part, form or by any means, electronic or mechanical, including photocopying and microfilm, without permission in writing from Element Washington DC LLC. If you have any questions about this or have an enquiry about obtaining additional rights to this report or assembly of contents thereof, please contact ct.info@element.com.



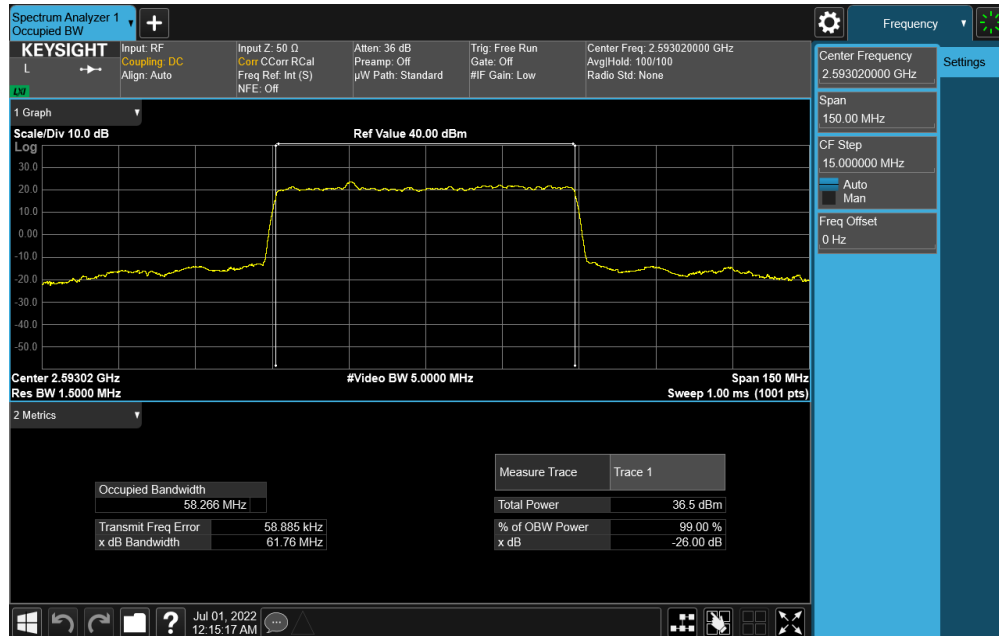
Plot 7-104. Occupied Bandwidth Plot (NR Band n41 - 50MHz CP-OFDM 64-QAM - Full RB)



Plot 7-105. Occupied Bandwidth Plot (NR Band n41 - 50MHz CP-OFDM 256-QAM - Full RB)

FCC ID: BCGA2764	PART 27 MEASUREMENT REPORT		Approved by: Technical Manager
Test Report S/N: 1C2205090028-04-R2.BCG	Test Dates: 5/30/2022 – 10/5/2022	EUT Type: Tablet Device	Page 69 of 278

V2.1 11/9/2021



Plot 7-106. Occupied Bandwidth Plot (NR Band n41 - 60MHz DFT-s-OFDM $\pi/2$ BPSK - Full RB)

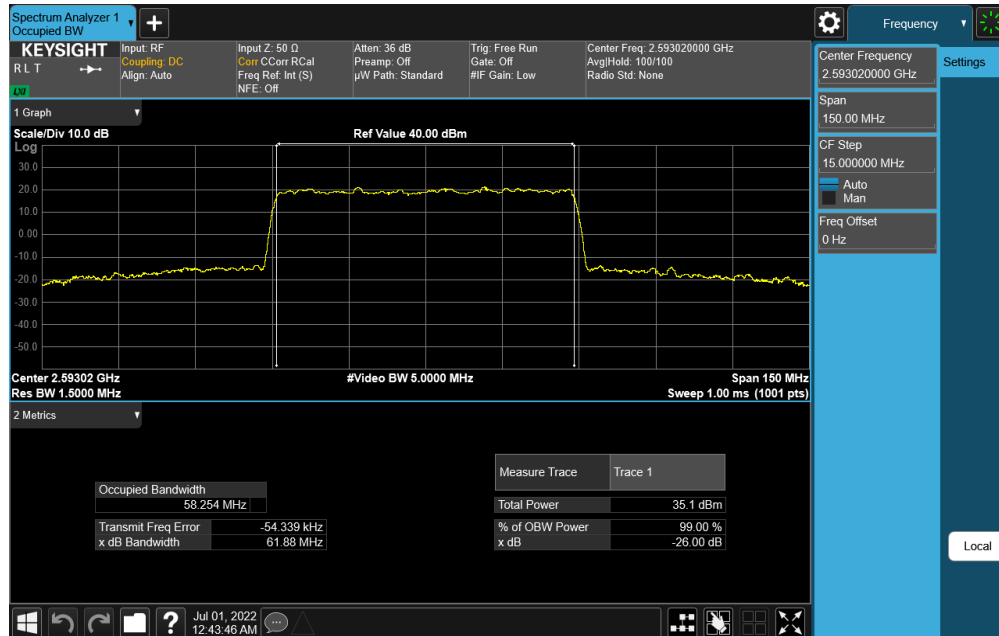


Plot 7-107. Occupied Bandwidth Plot (NR Band n41 - 60MHz DFT-s-OFDM QPSK - Full RB)

FCC ID: BCGA2764	PART 27 MEASUREMENT REPORT		Approved by: Technical Manager
Test Report S/N: 1C2205090028-04-R2.BCG	Test Dates: 5/30/2022 – 10/5/2022	EUT Type: Tablet Device	Page 70 of 278

V2.1 11/9/2021

Unless otherwise specified, no part of this report may be reproduced or utilized in any part, form or by any means, electronic or mechanical, including photocopying and microfilm, without permission in writing from Element Washington DC LLC. If you have any questions about this or have an enquiry about obtaining additional rights to this report or assembly of contents thereof, please contact ct.info@element.com.



Plot 7-108. Occupied Bandwidth Plot (NR Band n41 - 60MHz DFT-s-OFDM 16-QAM - Full RB)

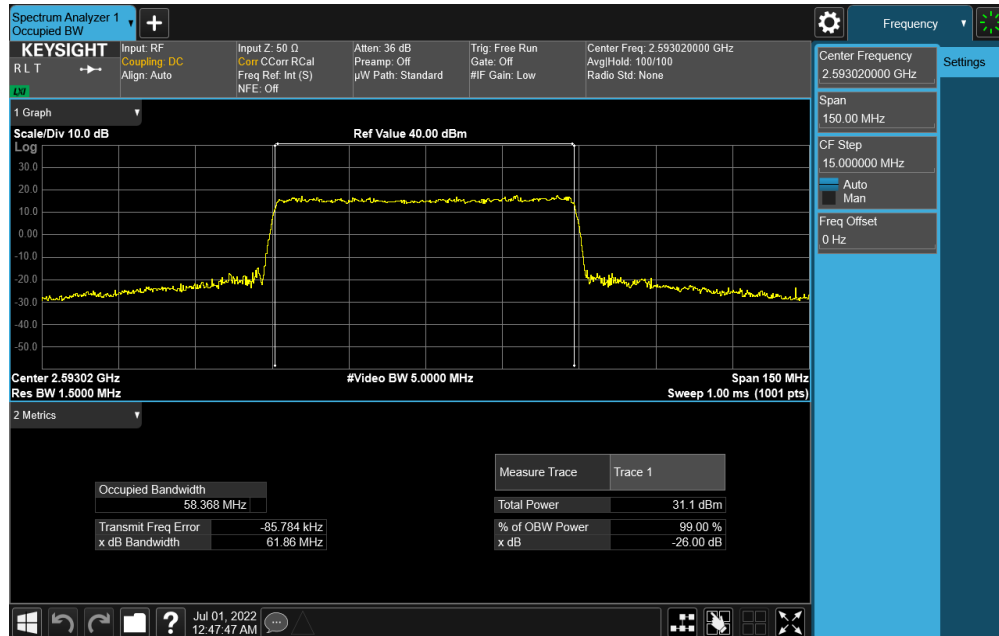


Plot 7-109. Occupied Bandwidth Plot (NR Band n41 - 60MHz DFT-s-OFDM 64-QAM - Full RB)

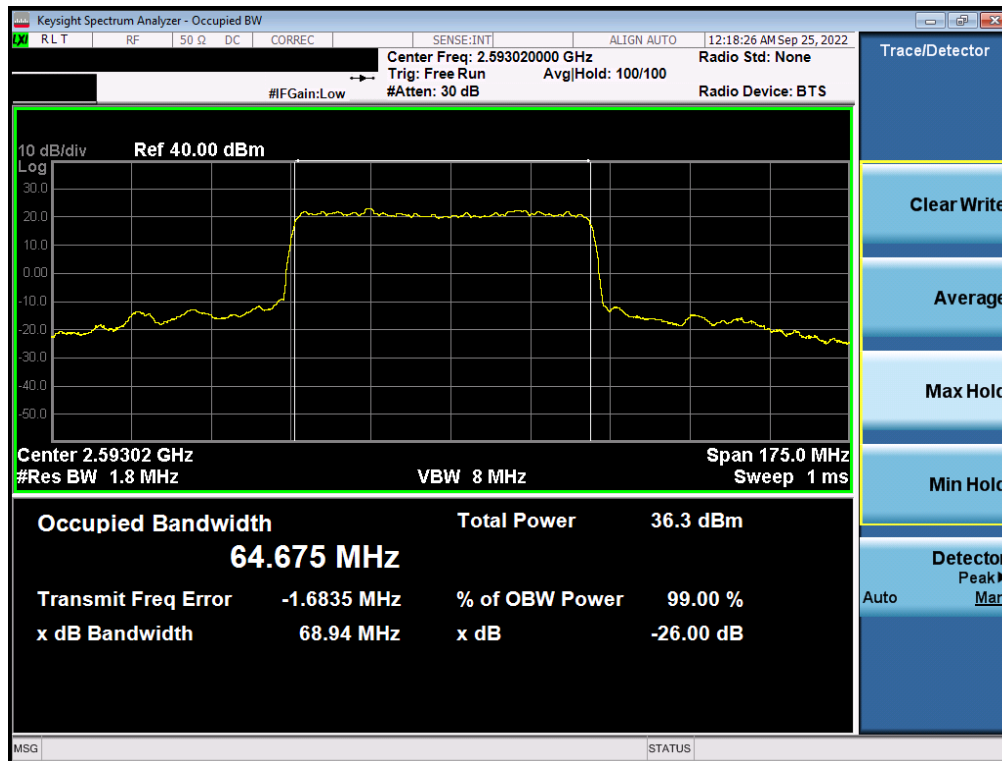
FCC ID: BCGA2764	PART 27 MEASUREMENT REPORT		Approved by: Technical Manager
Test Report S/N: 1C2205090028-04-R2.BCG	Test Dates: 5/30/2022 – 10/5/2022	EUT Type: Tablet Device	Page 71 of 278

V2.1 11/9/2021

Unless otherwise specified, no part of this report may be reproduced or utilized in any part, form or by any means, electronic or mechanical, including photocopying and microfilm, without permission in writing from Element Washington DC LLC. If you have any questions about this or have an enquiry about obtaining additional rights to this report or assembly of contents thereof, please contact ct.info@element.com.



Plot 7-110. Occupied Bandwidth Plot (NR Band n41 - 60MHz DFT-s-OFDM 256-QAM - Full RB)

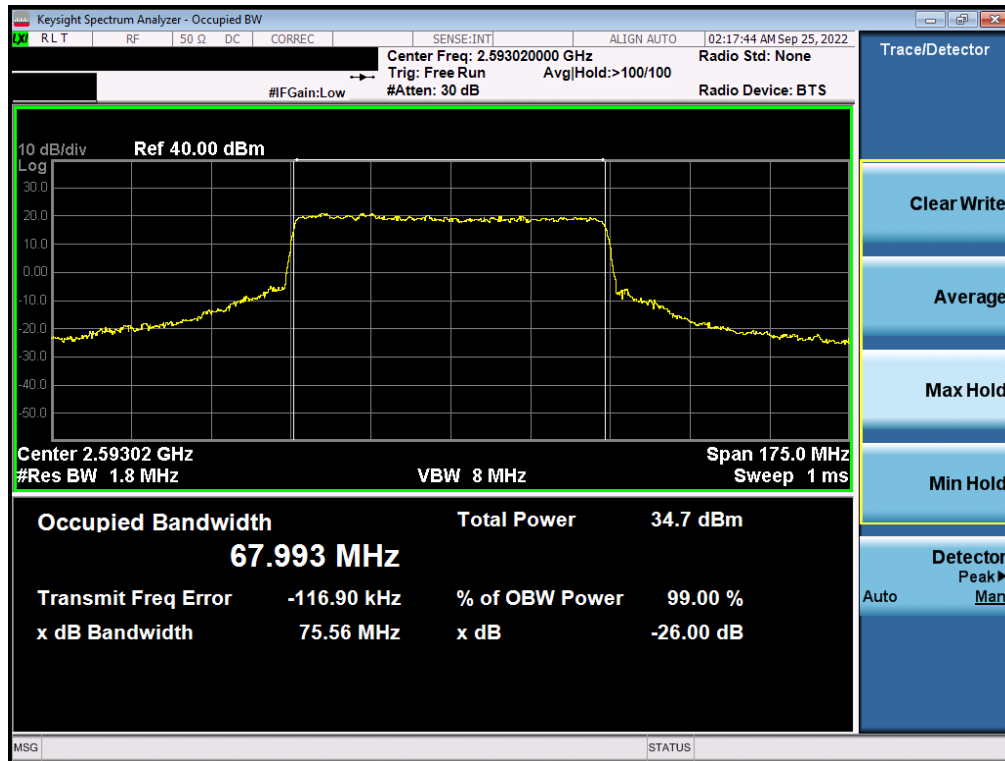


Plot 7-111. Occupied Bandwidth Plot (NR Band n41 - 70MHz DFT-s-OFDM $\pi/2$ BPSK - Full RB)

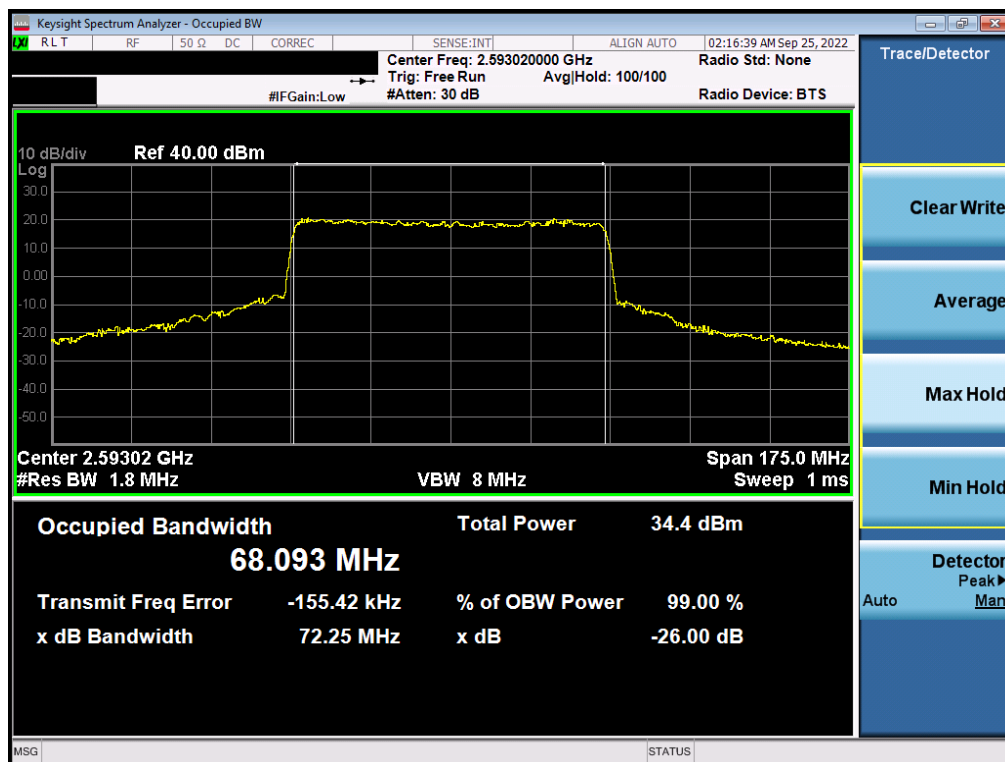
FCC ID: BCGA2764	PART 27 MEASUREMENT REPORT		Approved by: Technical Manager
Test Report S/N: 1C2205090028-04-R2.BCG	Test Dates: 5/30/2022 – 10/5/2022	EUT Type: Tablet Device	Page 72 of 278

V2.1 11/9/2021

Unless otherwise specified, no part of this report may be reproduced or utilized in any part, form or by any means, electronic or mechanical, including photocopying and microfilm, without permission in writing from Element Washington DC LLC. If you have any questions about this or have an enquiry about obtaining additional rights to this report or assembly of contents thereof, please contact ct.info@element.com.



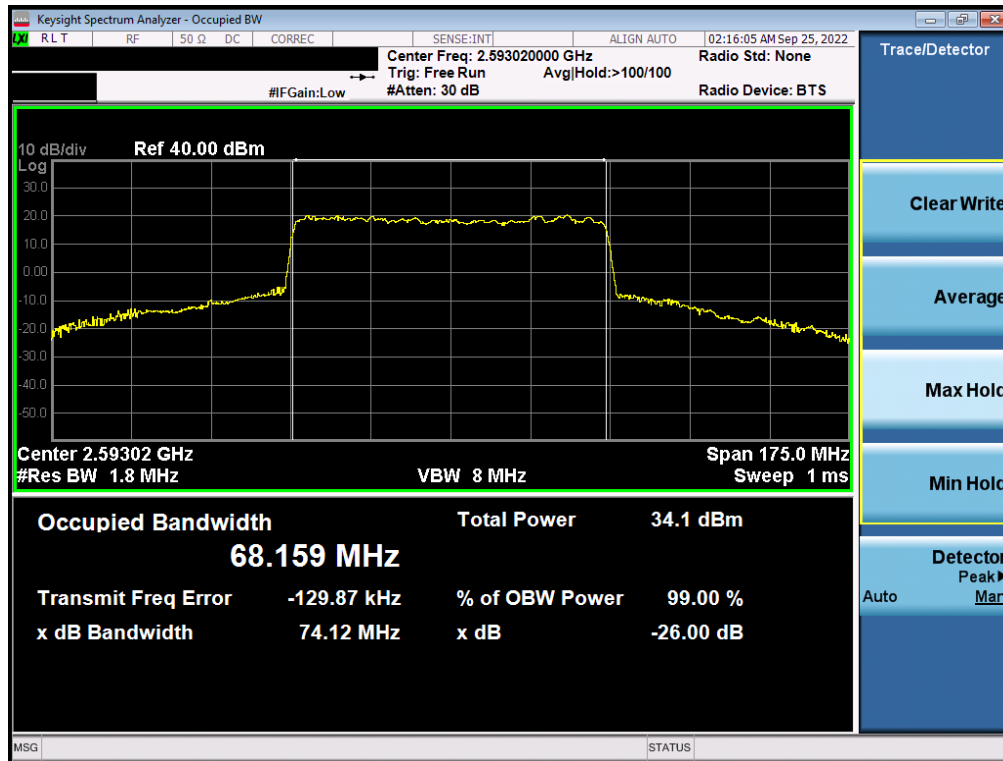
Plot 7-112. Occupied Bandwidth Plot (NR Band n41 - 70MHz DFT-s-OFDM QPSK - Full RB)



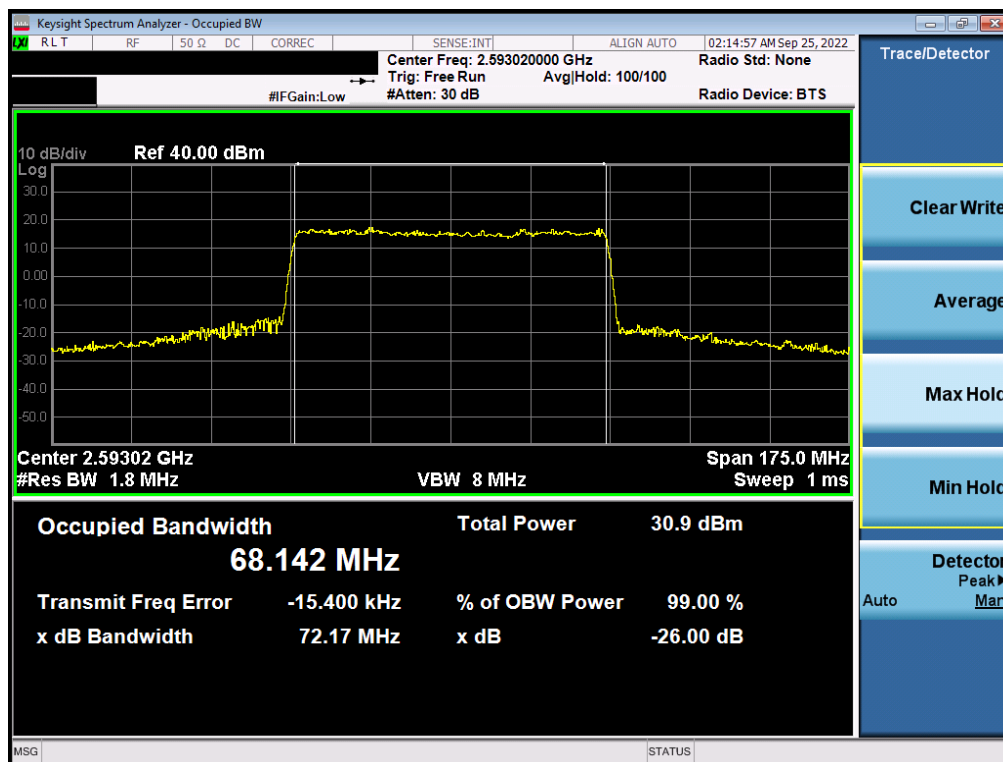
Plot 7-113. Occupied Bandwidth Plot (NR Band n41 - 70MHz DFT-s-OFDM 16-QAM - Full RB)

FCC ID: BCGA2764	element	PART 27 MEASUREMENT REPORT	Approved by: Technical Manager
Test Report S/N: 1C2205090028-04-R2.BCG	Test Dates: 5/30/2022 – 10/5/2022	EUT Type: Tablet Device	Page 73 of 278


V2.1 11/9/2021



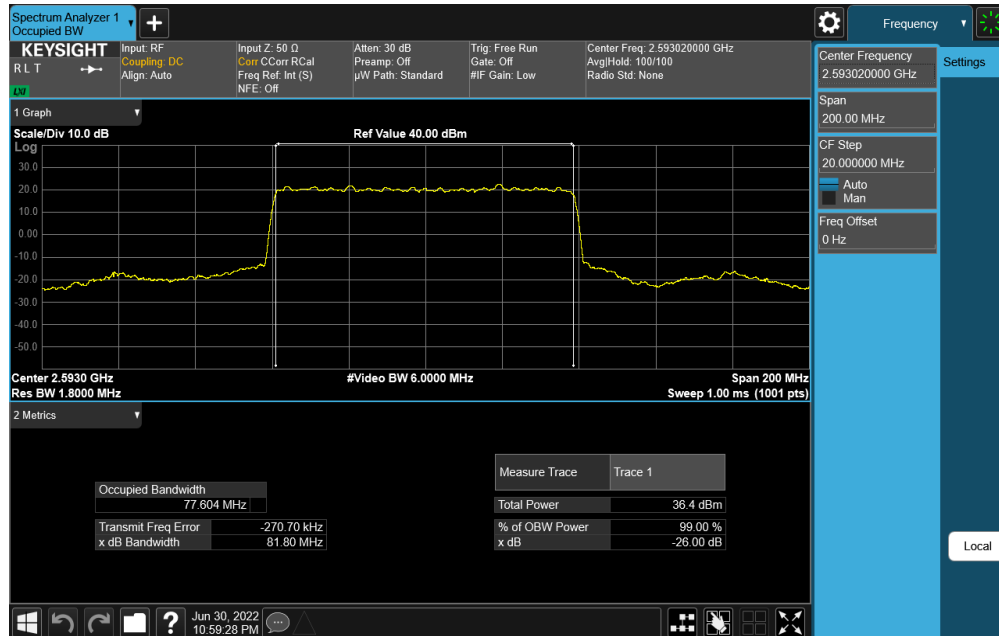
Plot 7-114. Occupied Bandwidth Plot (NR Band n41 - 70MHz DFT-s-OFDM 64-QAM - Full RB)



Plot 7-115. Occupied Bandwidth Plot (NR Band n41 - 70MHz DFT-s-OFDM 256-QAM - Full RB)

FCC ID: BCGA2764		PART 27 MEASUREMENT REPORT	Approved by: Technical Manager
Test Report S/N: 1C2205090028-04-R2.BCG	Test Dates: 5/30/2022 – 10/5/2022	EUT Type: Tablet Device	Page 74 of 278


V2.1 11/9/2021



Plot 7-116. Occupied Bandwidth Plot (NR Band n41 - 80MHz DFT-s-OFDM $\pi/2$ BPSK - Full RB)



Plot 7-117. Occupied Bandwidth Plot (NR Band n41 - 80MHz CP-OFDM QPSK - Full RB)

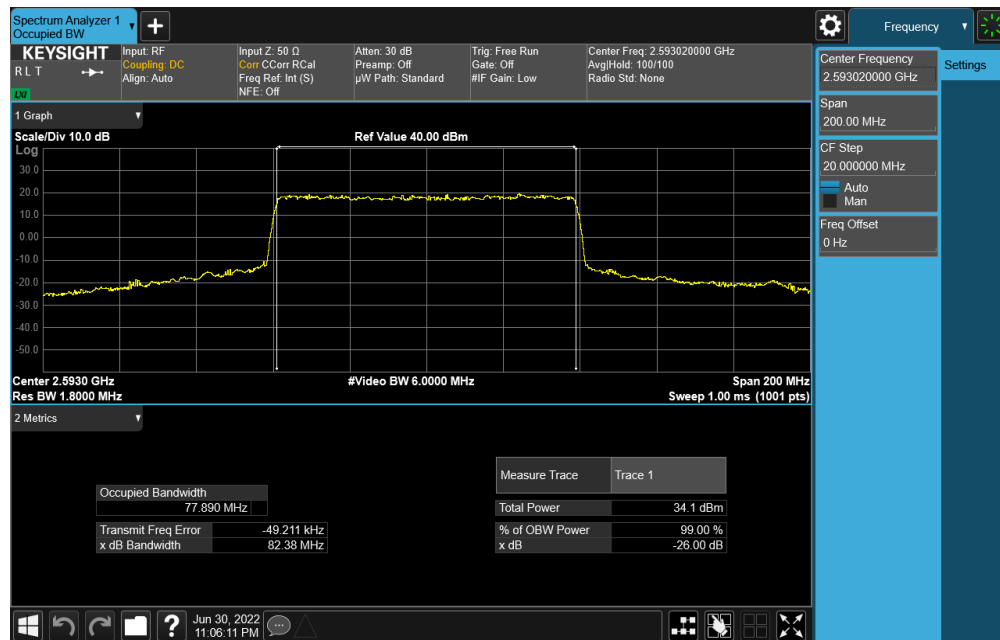
FCC ID: BCGA2764	 PART 27 MEASUREMENT REPORT		Approved by: Technical Manager
Test Report S/N: 1C2205090028-04-R2.BCG	Test Dates: 5/30/2022 – 10/5/2022	EUT Type: Tablet Device	Page 75 of 278

V2.1 11/9/2021

Unless otherwise specified, no part of this report may be reproduced or utilized in any part, form or by any means, electronic or mechanical, including photocopying and microfilm, without permission in writing from Element Washington DC LLC. If you have any questions about this or have an enquiry about obtaining additional rights to this report or assembly of contents thereof, please contact ct.info@element.com.



Plot 7-118. Occupied Bandwidth Plot (NR Band n41 - 80MHz CP-OFDM 16-QAM - Full RB)

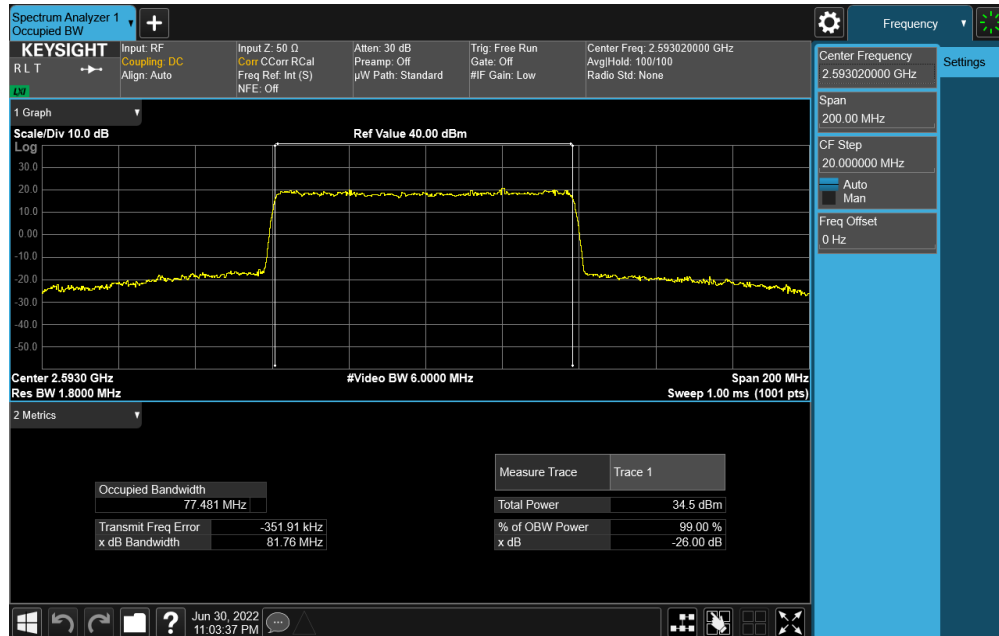


Plot 7-119. Occupied Bandwidth Plot (NR Band n41 - 80MHz CP-OFDM 64-QAM - Full RB)

FCC ID: BCGA2764	element	PART 27 MEASUREMENT REPORT	Approved by: Technical Manager
Test Report S/N: 1C2205090028-04-R2.BCG	Test Dates: 5/30/2022 – 10/5/2022	EUT Type: Tablet Device	Page 76 of 278

V2.1 11/9/2021


Unless otherwise specified, no part of this report may be reproduced or utilized in any part, form or by any means, electronic or mechanical, including photocopying and microfilm, without permission in writing from Element Washington DC LLC. If you have any questions about this or have an enquiry about obtaining additional rights to this report or assembly of contents thereof, please contact ct.info@element.com.



Plot 7-120. Occupied Bandwidth Plot (NR Band n41 - 80MHz CP-OFDM 256-QAM - Full RB)

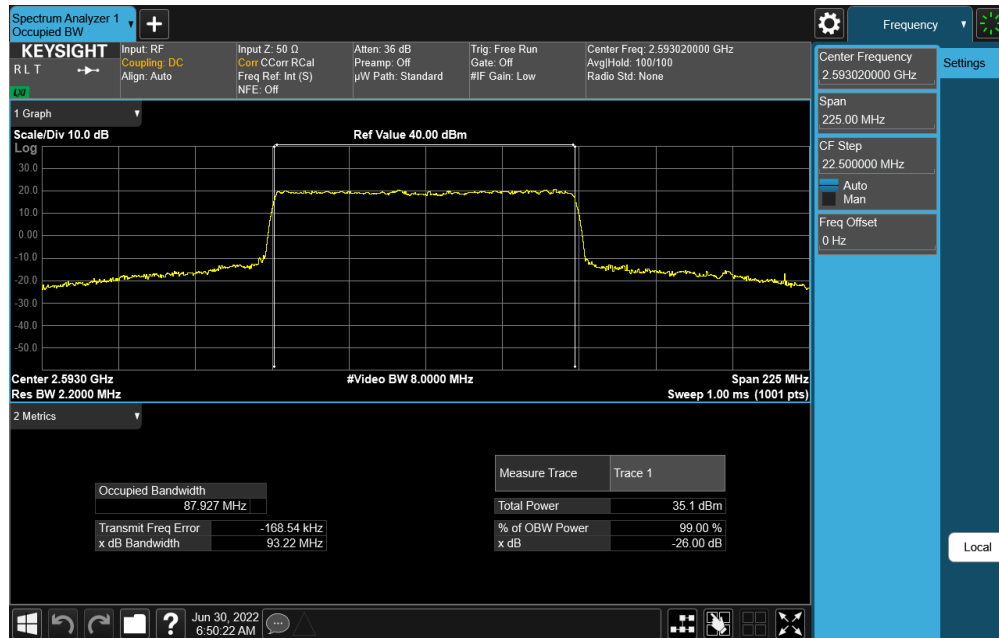


Plot 7-121. Occupied Bandwidth Plot (NR Band n41 - 90MHz DFT-s-OFDM $\pi/2$ BPSK - Full RB)

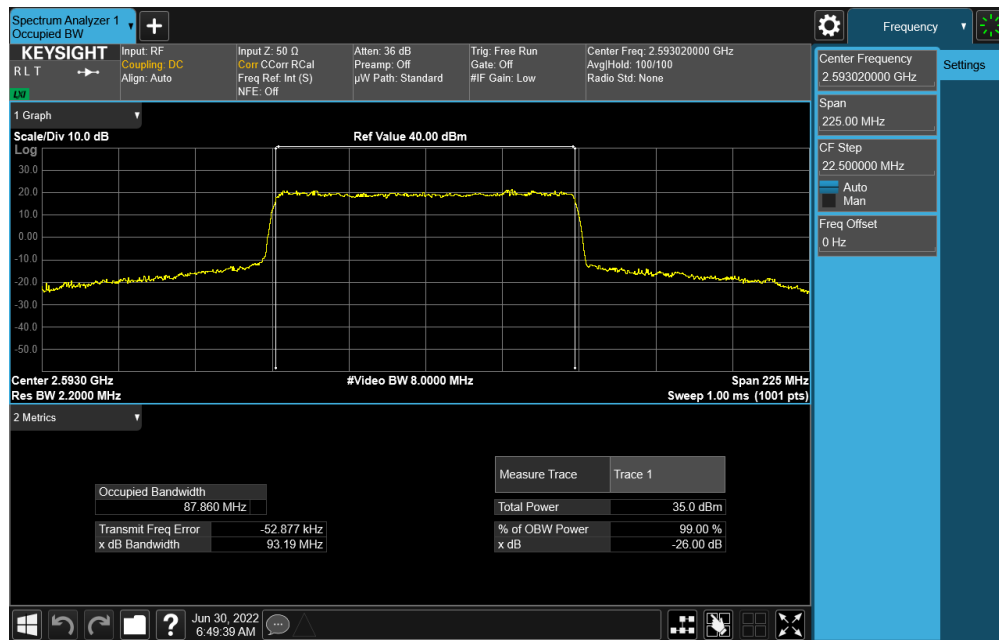
FCC ID: BCGA2764	 PART 27 MEASUREMENT REPORT		Approved by: Technical Manager
Test Report S/N: 1C2205090028-04-R2.BCG	Test Dates: 5/30/2022 – 10/5/2022	EUT Type: Tablet Device	Page 77 of 278

V2.1 11/9/2021

Unless otherwise specified, no part of this report may be reproduced or utilized in any part, form or by any means, electronic or mechanical, including photocopying and microfilm, without permission in writing from Element Washington DC LLC. If you have any questions about this or have an enquiry about obtaining additional rights to this report or assembly of contents thereof, please contact ct.info@element.com.



Plot 7-122. Occupied Bandwidth Plot (NR Band n41 - 90MHz CP-OFDM QPSK - Full RB)



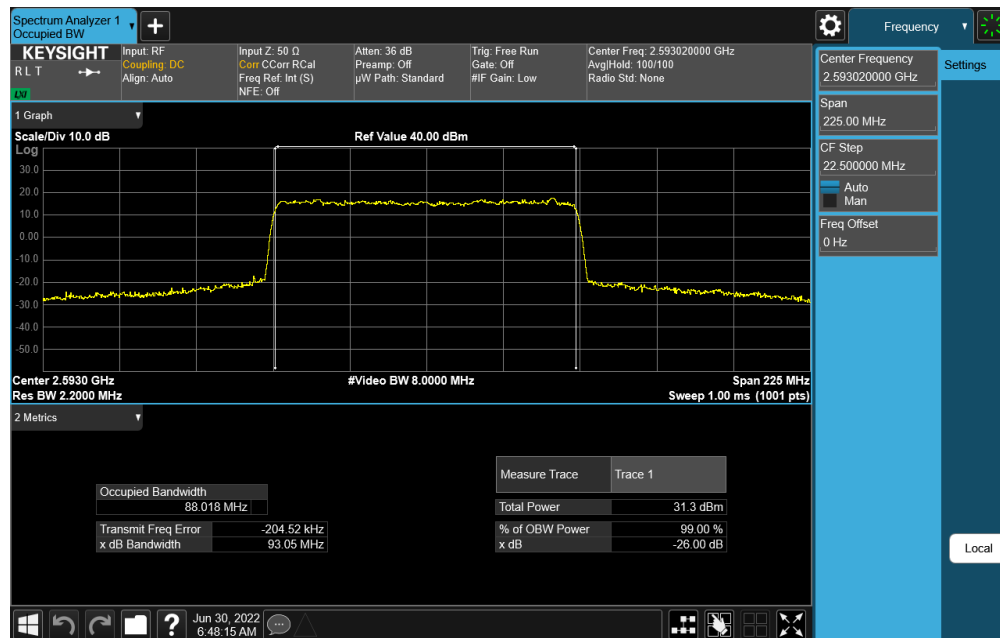
Plot 7-123. Occupied Bandwidth Plot (NR Band n41 - 90MHz CP-OFDM 16-QAM - Full RB)

FCC ID: BCGA2764	PART 27 MEASUREMENT REPORT		Approved by: Technical Manager
Test Report S/N: 1C2205090028-04-R2.BCG	Test Dates: 5/30/2022 – 10/5/2022	EUT Type: Tablet Device	Page 78 of 278

V2.1 11/9/2021



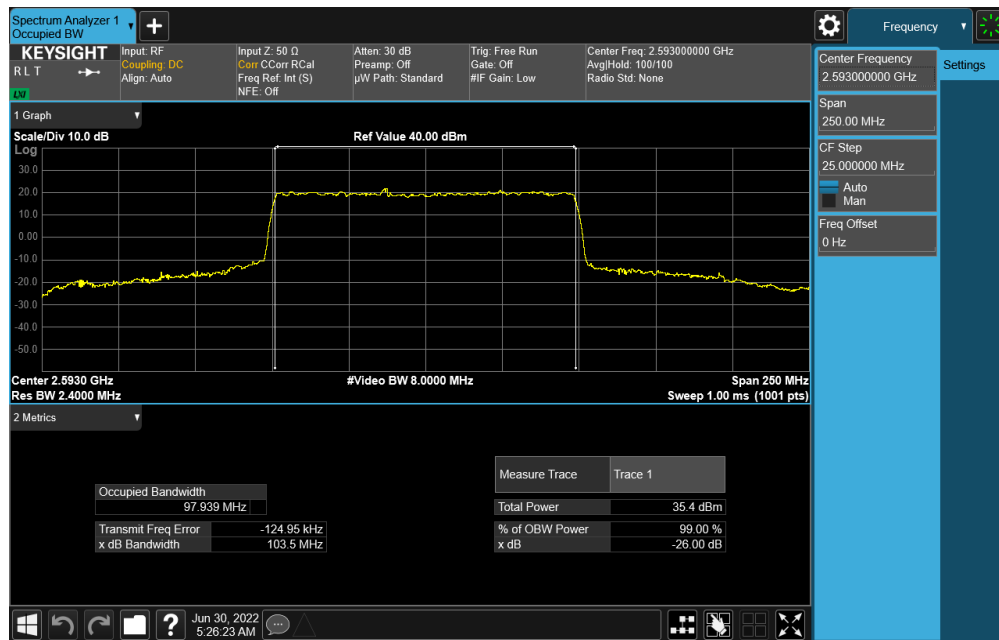
Plot 7-124. Occupied Bandwidth Plot (NR Band n41 - 90MHz CP-OFDM 64-QAM - Full RB)




Plot 7-125. Occupied Bandwidth Plot (NR Band n41 - 90MHz CP-OFDM 256-QAM - Full RB)

FCC ID: BCGA2764	PART 27 MEASUREMENT REPORT		Approved by: Technical Manager
Test Report S/N: 1C2205090028-04-R2.BCG	Test Dates: 5/30/2022 – 10/5/2022	EUT Type: Tablet Device	Page 79 of 278

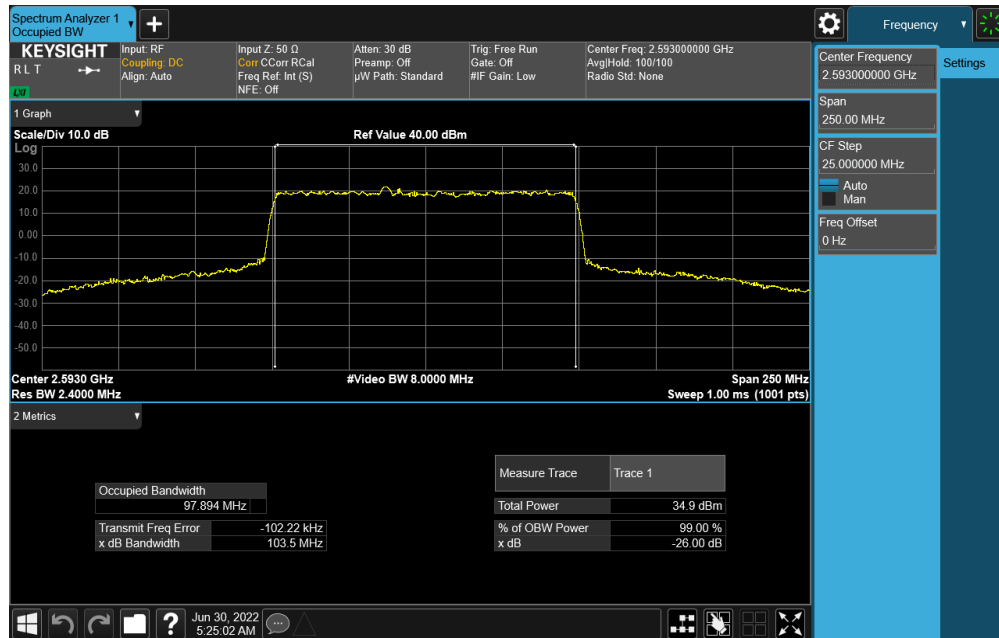
V2.1 11/9/2021



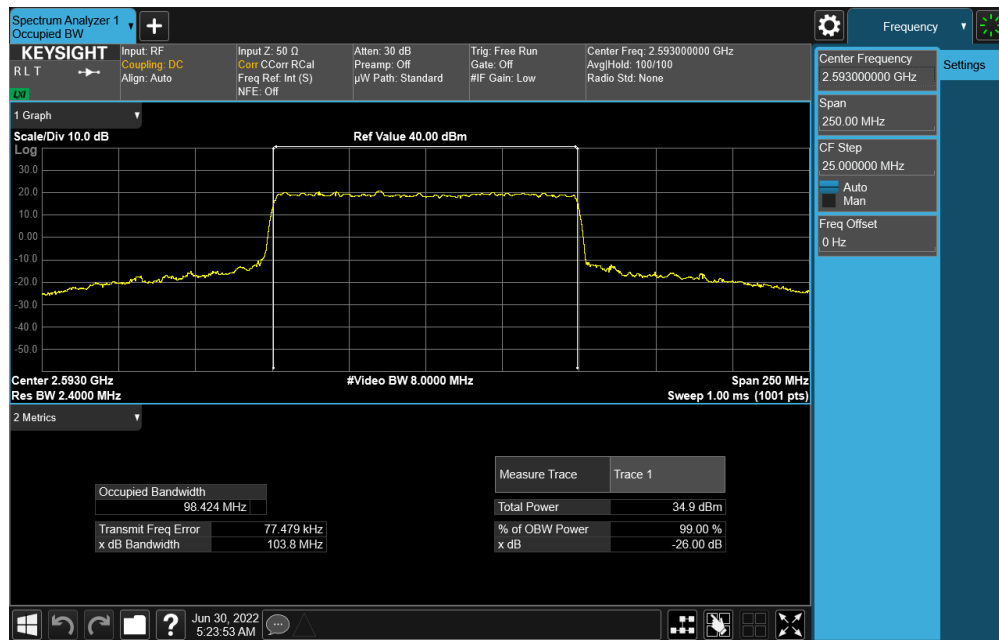
FCC ID: BCGA2764		PART 27 MEASUREMENT REPORT	Approved by: Technical Manager
Test Report S/N: 1C2205090028-04-R2.BCG	Test Dates: 5/30/2022 – 10/5/2022	EUT Type: Tablet Device	Page 80 of 278

V2.1 11/9/2021

Unless otherwise specified, no part of this report may be reproduced or utilized in any part, form or by any means, electronic or mechanical, including photocopying and microfilm, without permission in writing from Element Washington DC LLC. If you have any questions about this or have an enquiry about obtaining additional rights to this report or assembly of contents thereof, please contact ct.info@element.com.



Plot 7-128. Occupied Bandwidth Plot (NR Band n41 - 100MHz CP-OFDM 16-QAM - Full RB)

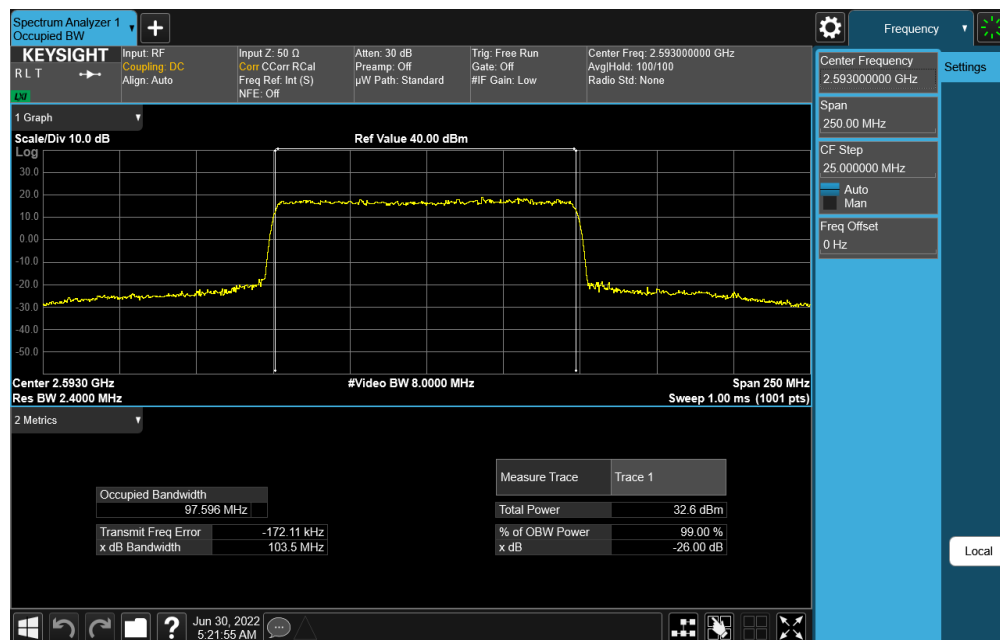


Plot 7-129. Occupied Bandwidth Plot (NR Band n41 - 100MHz CP-OFDM 64-QAM - Full RB)


FCC ID: BCGA2764	PART 27 MEASUREMENT REPORT		Approved by: Technical Manager
Test Report S/N: 1C2205090028-04-R2.BCG	Test Dates: 5/30/2022 – 10/5/2022	EUT Type: Tablet Device	Page 81 of 278

V2.1 11/9/2021

Unless otherwise specified, no part of this report may be reproduced or utilized in any part, form or by any means, electronic or mechanical, including photocopying and microfilm, without permission in writing from Element Washington DC LLC. If you have any questions about this or have an enquiry about obtaining additional rights to this report or assembly of contents thereof, please contact ct.info@element.com.

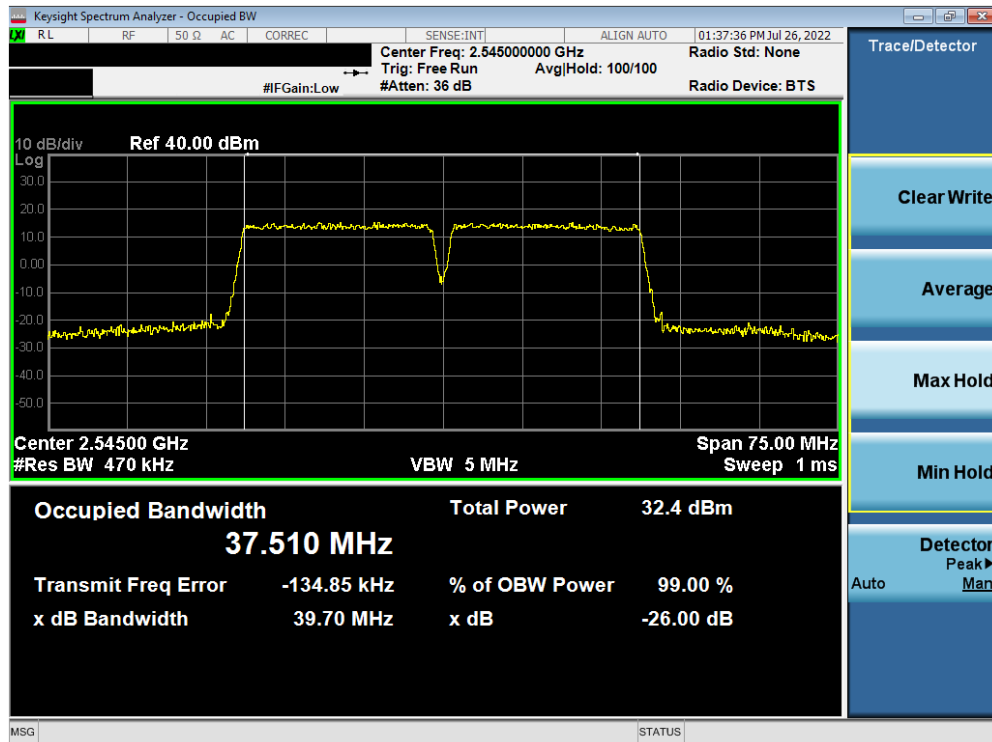


Plot 7-130. Occupied Bandwidth Plot (NR Band n41 - 100MHz CP-OFDM 256-QAM - Full RB)

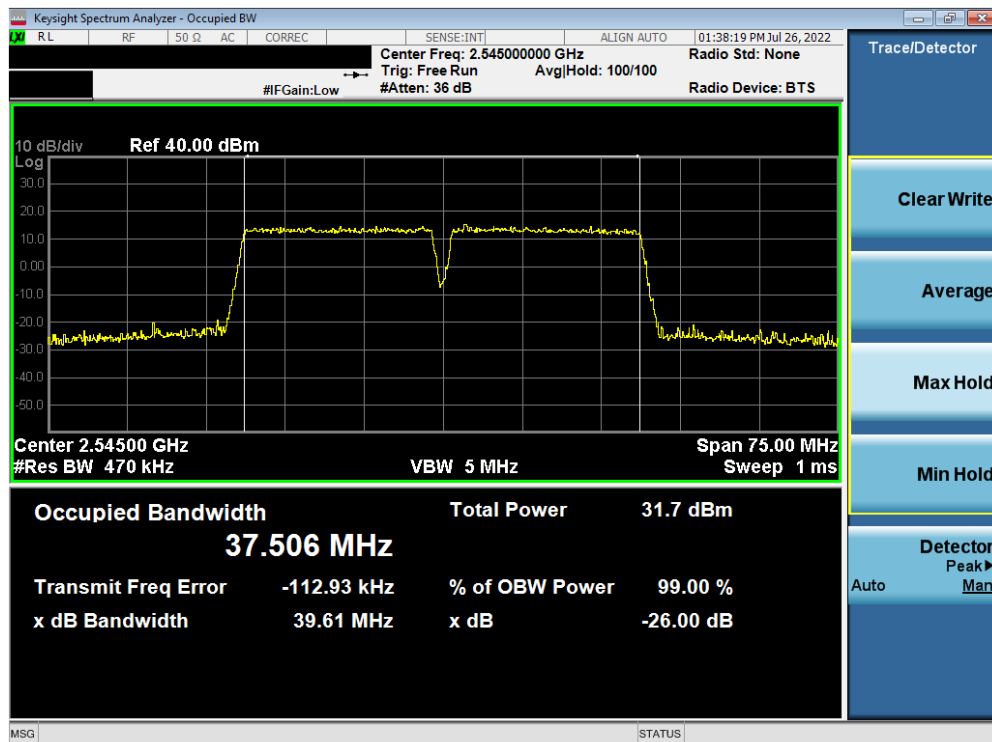
FCC ID: BCGA2764	 PART 27 MEASUREMENT REPORT		Approved by: Technical Manager
Test Report S/N: 1C2205090028-04-R2.BCG	Test Dates: 5/30/2022 – 10/5/2022	EUT Type: Tablet Device	Page 82 of 278

V2.1 11/9/2021


ULCA - LTE Band 7



Plot 7-131. Occupied Bandwidth Plot (LTE Band 7 – (20+20)MHz QPSK - Full RB)

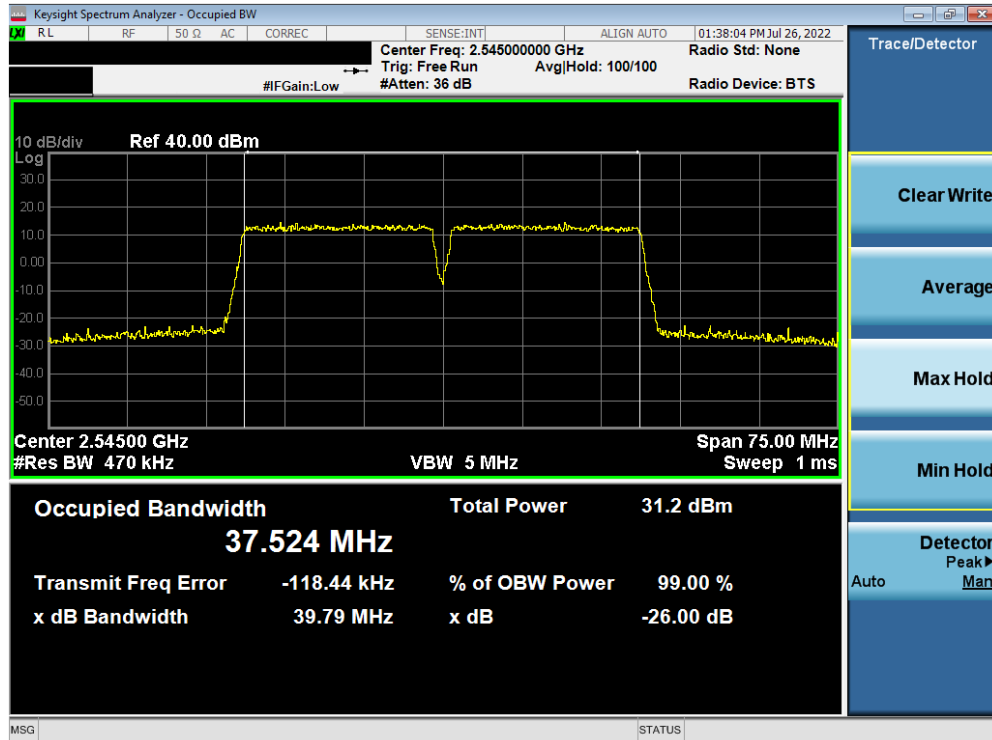


Plot 7-132. Occupied Bandwidth Plot (LTE Band 7 - (20+20)MHz 16-QAM - Full RB)

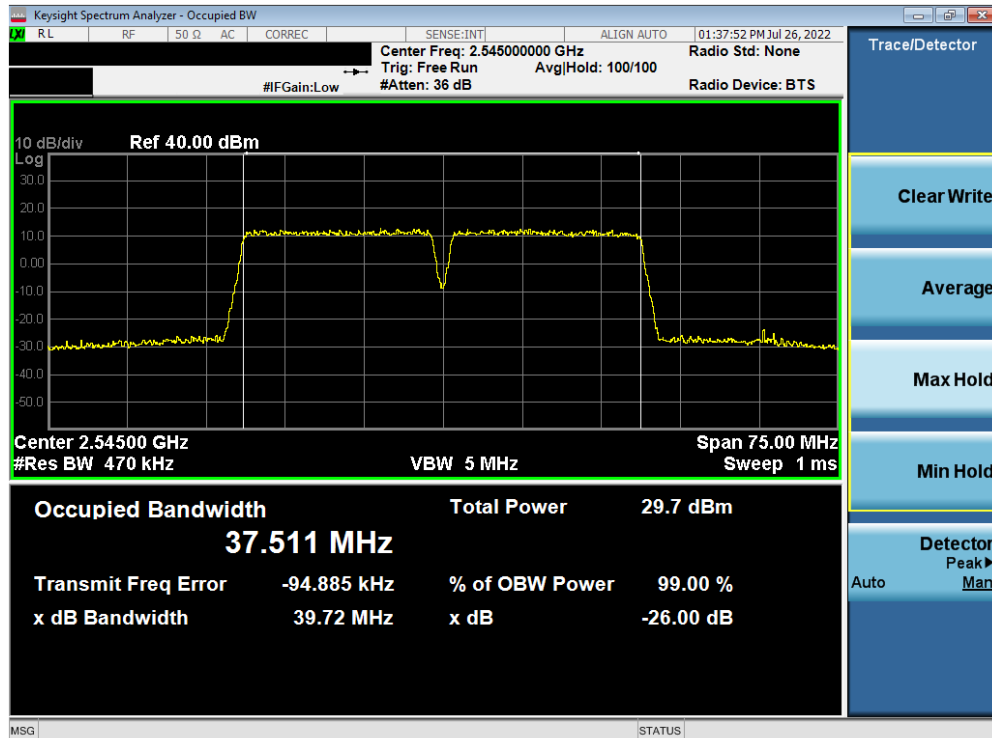
FCC ID: BCGA2764	 PART 27 MEASUREMENT REPORT		Approved by: Technical Manager
Test Report S/N: 1C2205090028-04-R2.BCG	Test Dates: 5/30/2022 – 10/5/2022	EUT Type: Tablet Device	Page 83 of 278

V2.1 11/9/2021


Unless otherwise specified, no part of this report may be reproduced or utilized in any part, form or by any means, electronic or mechanical, including photocopying and microfilm, without permission in writing from Element Washington DC LLC. If you have any questions about this or have an enquiry about obtaining additional rights to this report or assembly of contents thereof, please contact ct.info@element.com.



Plot 7-133. Occupied Bandwidth Plot (LTE Band 7 - (20+20)MHz 64-QAM - Full RB)

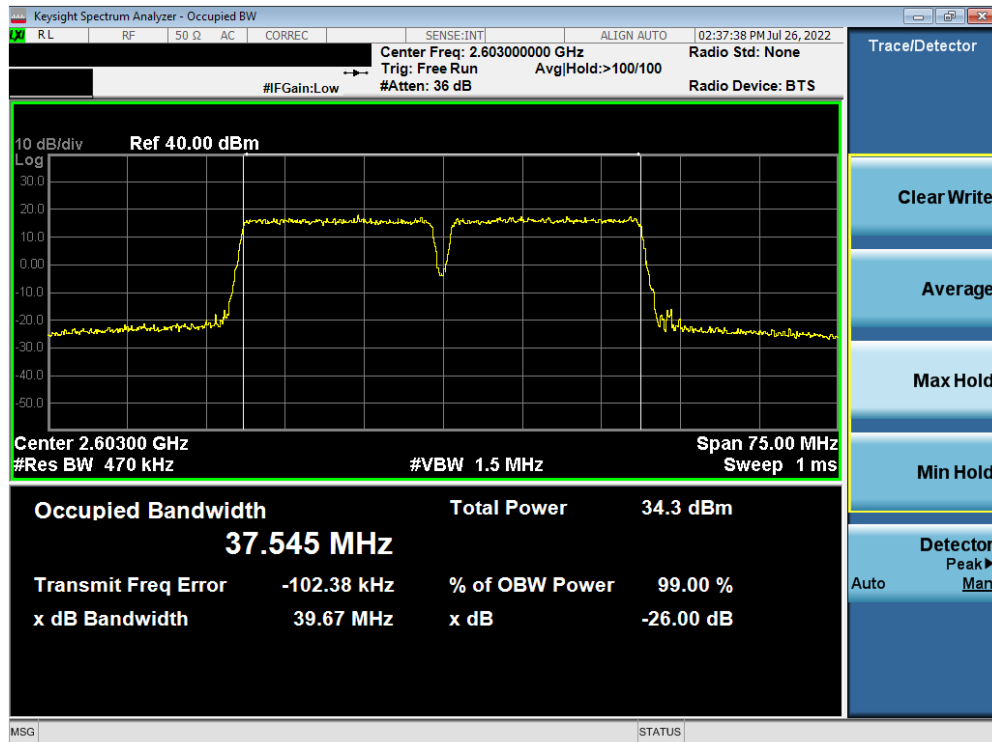


Plot 7-134. Occupied Bandwidth Plot (LTE Band 7 - (20+20)MHz 256-QAM - Full RB)

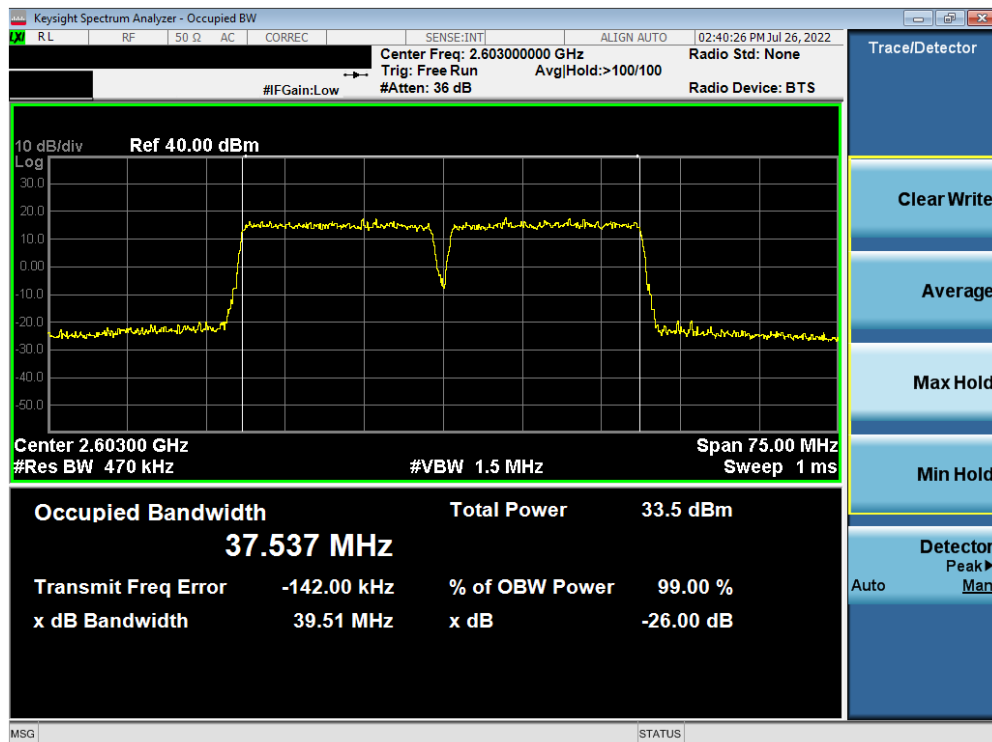
FCC ID: BCGA2764		PART 27 MEASUREMENT REPORT	Approved by: Technical Manager
Test Report S/N: 1C2205090028-04-R2.BCG	Test Dates: 5/30/2022 – 10/5/2022	EUT Type: Tablet Device	Page 84 of 278

V2.1 11/9/2021


ULCA - LTE Band 41



Plot 7-135. Occupied Bandwidth Plot (LTE Band 41 - (20+20)MHz QPSK - Full RB)

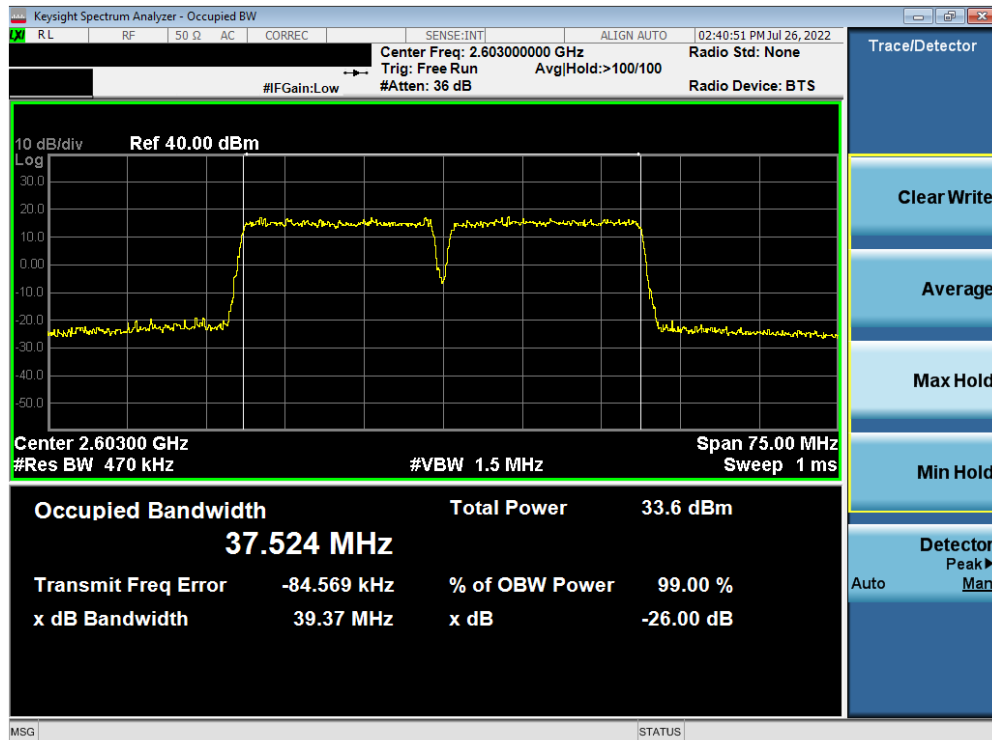


Plot 7-136. Occupied Bandwidth Plot (LTE Band 41 - (20+20)MHz 16-QAM - Full RB)

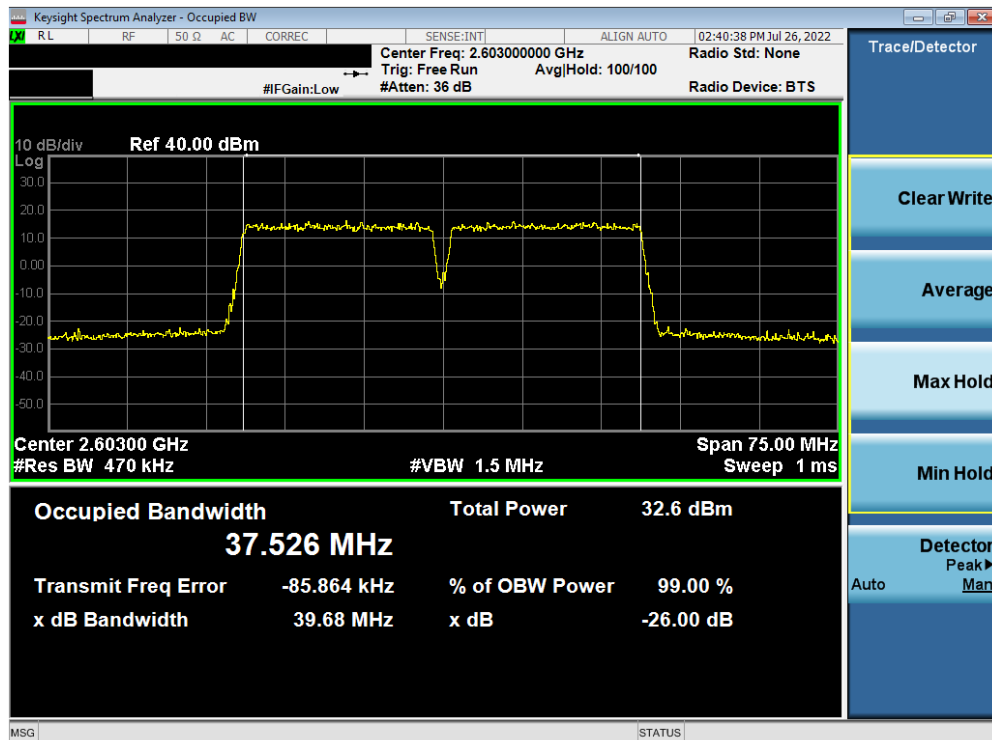
FCC ID: BCGA2764	 PART 27 MEASUREMENT REPORT		Approved by: Technical Manager
Test Report S/N: 1C2205090028-04-R2.BCG	Test Dates: 5/30/2022 – 10/5/2022	EUT Type: Tablet Device	Page 85 of 278

V2.1 11/9/2021


Unless otherwise specified, no part of this report may be reproduced or utilized in any part, form or by any means, electronic or mechanical, including photocopying and microfilm, without permission in writing from Element Washington DC LLC. If you have any questions about this or have an enquiry about obtaining additional rights to this report or assembly of contents thereof, please contact ct.info@element.com.



Plot 7-137. Occupied Bandwidth Plot (LTE Band 41 - (20+20)MHz 64-QAM - Full RB)



Plot 7-138. Occupied Bandwidth Plot (LTE Band 41 - (20+20)MHz 256-QAM - Full RB)

FCC ID: BCGA2764		PART 27 MEASUREMENT REPORT	Approved by: Technical Manager
Test Report S/N: 1C2205090028-04-R2.BCG	Test Dates: 5/30/2022 – 10/5/2022	EUT Type: Tablet Device	Page 86 of 278

V2.1 11/9/2021

7.3 Spurious and Harmonic Emissions at Antenna Terminal

§2.1051, §27.53(a), §27.53(m)

Test Overview

The level of the carrier and the various conducted spurious and harmonic frequencies is measured by means of a calibrated spectrum analyzer. The spectrum is scanned from the lowest frequency generated in the equipment up to a frequency including its 10th harmonic. All out of band emissions are measured with a spectrum analyzer connected to the antenna terminal of the EUT while the EUT is operating at maximum power, and at the appropriate frequencies. All data rates were investigated to determine the worst case configuration. All modes of operation were investigated and the worst case configuration results are reported in this section. All ports were tested and only the worst case data were reported.

For Band 30, the minimum permissible attenuation level of any spurious emission <228MHz and >2365MHz is $70 + 10 \log_{10}(P_{[Watts]})$.

For LTE Bands 7, 41, NR FR1 Band n41 and NR FR1 Band n7 the minimum permissible attenuation level of any spurious emission is $55 + 10 \log_{10}(P_{[Watts]})$.

Test Procedure Used

KDB 971168 D01 v03r01 – Section 6.0

Test Settings

1. Start frequency was set to 30MHz and stop frequency was set to 10GHz (separated into at least two plots per channel)
2. Detector = RMS
3. Trace mode = trace average for continuous emissions, max hold for pulse emissions
4. Sweep time = auto couple
5. The trace was allowed to stabilize
6. Please see test notes below for RBW and VBW settings

Test Setup

The EUT and measurement equipment were set up as shown in the diagram below.

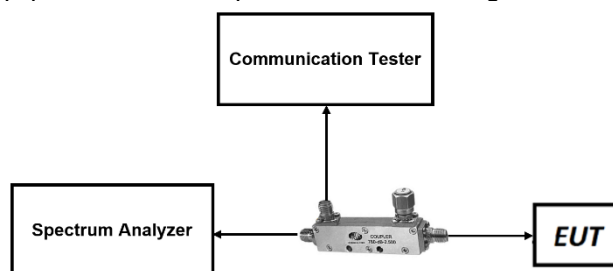




Figure 7-2. Test Instrument & Measurement Setup

FCC ID: BCGA2764	 PART 27 MEASUREMENT REPORT	Approved by: Technical Manager
Test Report S/N: 1C2205090028-04-R2.BCG	Test Dates: 5/30/2022 – 10/5/2022	EUT Type: Tablet Device
		Page 87 of 278

V2.1 11/9/2021

Test Notes

1. Compliance with the applicable limits is based on the use of measurement instrumentation employing a resolution bandwidth 100 kHz or greater for measurements below 1GHz. However, in the 1 MHz bands immediately outside and adjacent to the frequency block a resolution bandwidth of at least one percent of the emission bandwidth of the fundamental emission of the transmitter may be employed. The emission bandwidth is defined as the width of the signal between two points, one below the carrier center frequency and one above the carrier center frequency, outside of which all emission are attenuated at least 26 dB below the transmitter power.
2. For NR operation, all subcarrier spacings (SCS) and transmission schemes (e.g. CP-OFDM and DFT-s-OFDM) were investigated to determine the worst case configuration. All modes of operation were investigated and the worst case configuration results are reported in this section.
3. Uplink carrier aggregation for LTE Band 7 is only supported in this EUT while operating in Power Class 3.
4. Uplink carrier aggregation for LTE Band 41 is supported in this EUT while operating in Power Class 2 and Power Class 3.
5. Uplink carrier aggregation intra-band conducted spurious emissions were evaluated for the two contiguous channels using various combinations of RB size, RB offset, modulation, and channel bandwidth. Channel bandwidth data is shown in the tables below based only on the channel bandwidths that were supported in this device. The worst case (highest) powers were found while operating with QPSK modulation, as shown in the tables below, with both carriers set to transmit using 1RB.
6. Uplink carrier aggregation inter-band emission was investigated and found to not be the worst case.

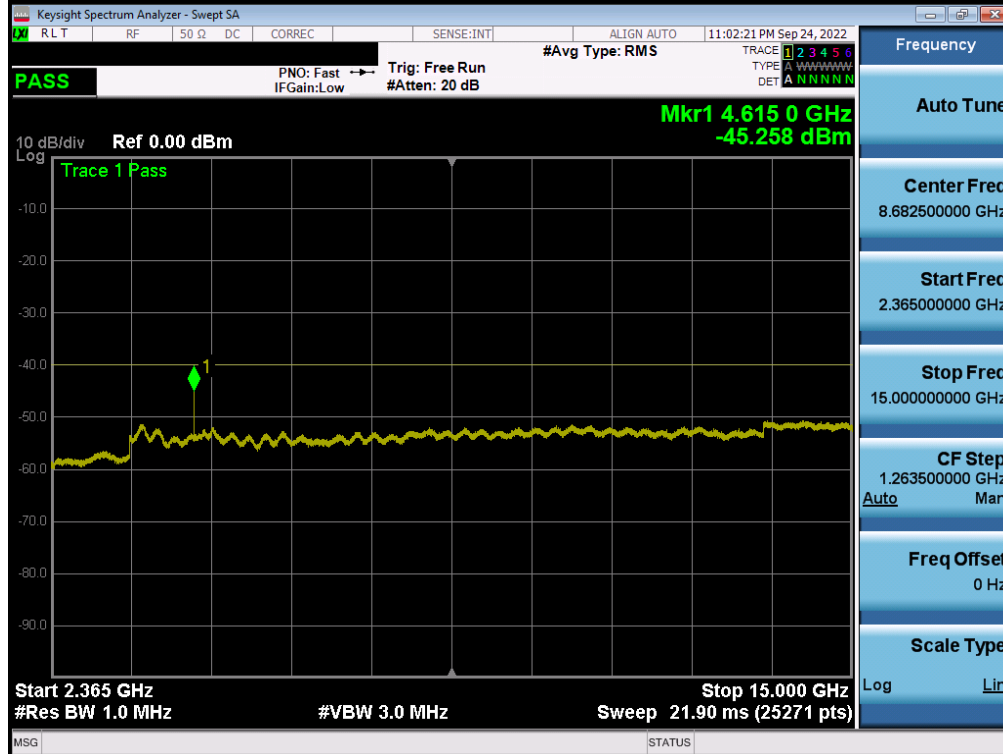
FCC ID: BCGA2764	 PART 27 MEASUREMENT REPORT		Approved by: Technical Manager
Test Report S/N: 1C2205090028-04-R2.BCG	Test Dates: 5/30/2022 – 10/5/2022	EUT Type: Tablet Device	Page 88 of 278

V2.1 11/9/2021


LTE Band 30



Plot 7-139. Conducted Spurious Plot (LTE Band 30 - 5MHz QPSK - RB Size 1, RB Offset 0 – Low Channel)



Plot 7-140. Conducted Spurious Plot (LTE Band 30 - 5MHz QPSK - RB Size 1, RB Offset 0 – Low Channel)

FCC ID: BCGA2764	 PART 27 MEASUREMENT REPORT		Approved by: Technical Manager
Test Report S/N: 1C2205090028-04-R2.BCG	Test Dates: 5/30/2022 – 10/5/2022	EUT Type: Tablet Device	Page 89 of 278

V2.1 11/9/2021

Unless otherwise specified, no part of this report may be reproduced or utilized in any part, form or by any means, electronic or mechanical, including photocopying and microfilm, without permission in writing from Element Washington DC LLC. If you have any questions about this or have an enquiry about obtaining additional rights to this report or assembly of contents thereof, please contact ct.info@element.com.



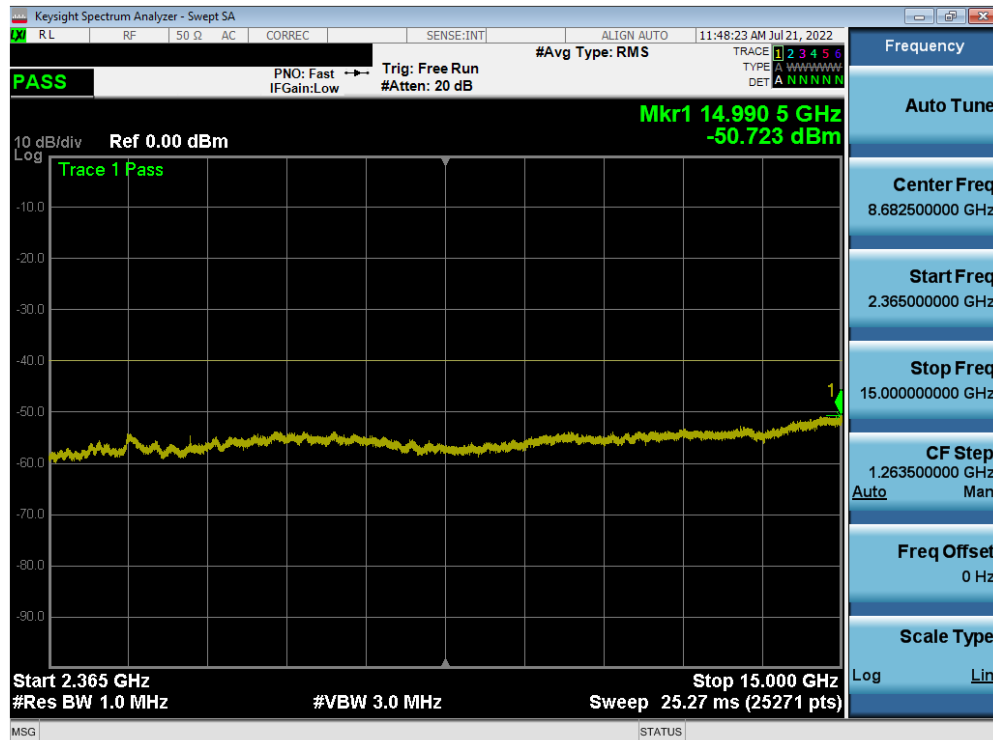
Plot 7-141. Conducted Spurious Plot (LTE Band 30 - 5MHz QPSK - RB Size 1, RB Offset 0 – Low Channel)



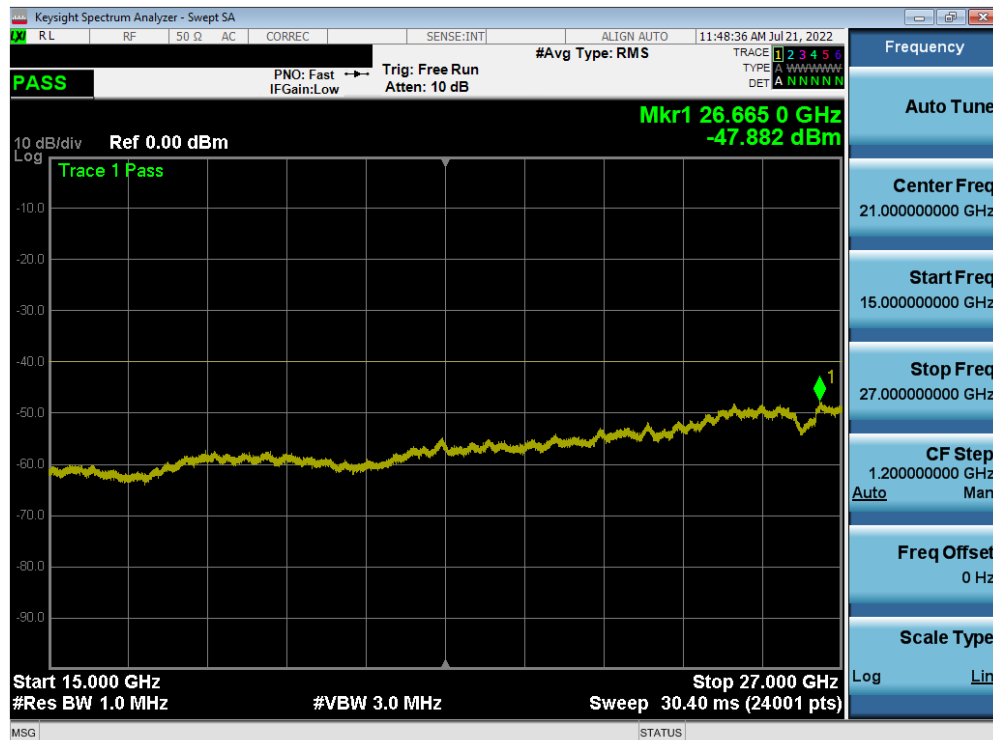
Plot 7-142. Conducted Spurious Plot (LTE Band 30 - 10MHz QPSK - RB Size 1, RB Offset 0 – Mid Channel)

FCC ID: BCGA2764	element	PART 27 MEASUREMENT REPORT	Approved by: Technical Manager
Test Report S/N: 1C2205090028-04-R2.BCG	Test Dates: 5/30/2022 – 10/5/2022	EUT Type: Tablet Device	Page 90 of 278

V2.1 11/9/2021



Plot 7-143. Conducted Spurious Plot (LTE Band 30 - 10MHz QPSK - RB Size 1, RB Offset 0 – Mid Channel)

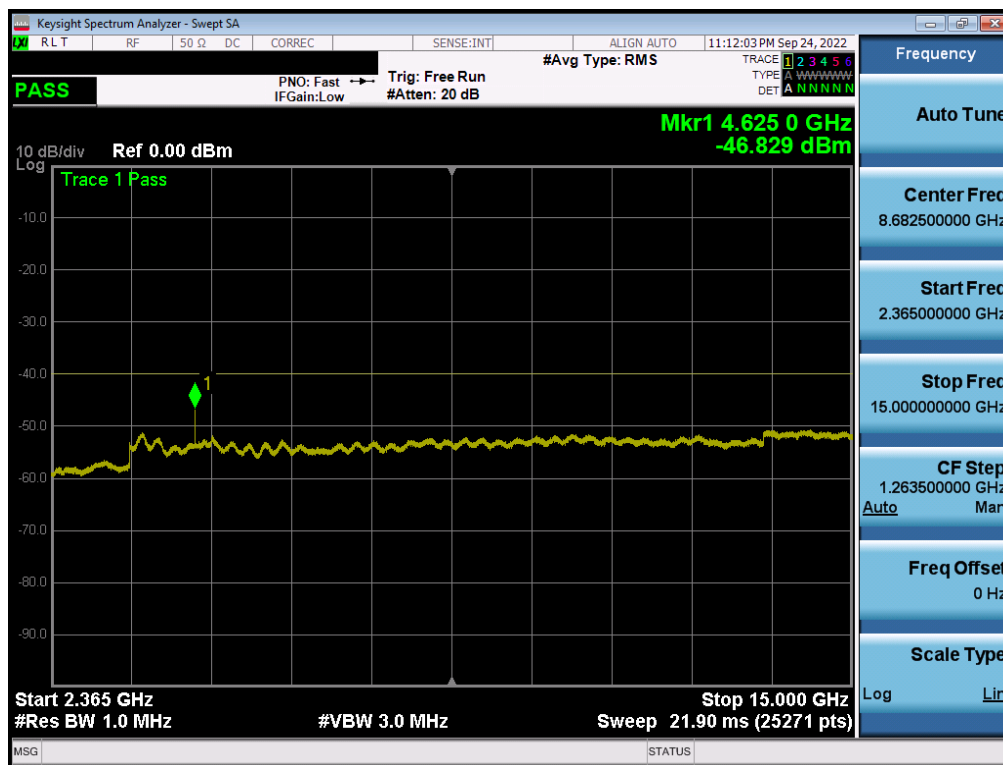


Plot 7-144. Conducted Spurious Plot (LTE Band 30 - 10MHz QPSK - RB Size 1, RB Offset 0 – Mid Channel)

FCC ID: BCGA2764	element	PART 27 MEASUREMENT REPORT	Approved by: Technical Manager
Test Report S/N: 1C2205090028-04-R2.BCG	Test Dates: 5/30/2022 – 10/5/2022	EUT Type: Tablet Device	Page 91 of 278



Plot 7-145. Conducted Spurious Plot (LTE Band 30 - 5MHz QPSK - RB Size 1, RB Offset 0 – High Channel)



Plot 7-146. Conducted Spurious Plot (LTE Band 30 - 5MHz QPSK - RB Size 1, RB Offset 0 – High Channel)

FCC ID: BCGA2764	PART 27 MEASUREMENT REPORT		Approved by: Technical Manager
Test Report S/N: 1C2205090028-04-R2.BCG	Test Dates: 5/30/2022 – 10/5/2022	EUT Type: Tablet Device	Page 92 of 278

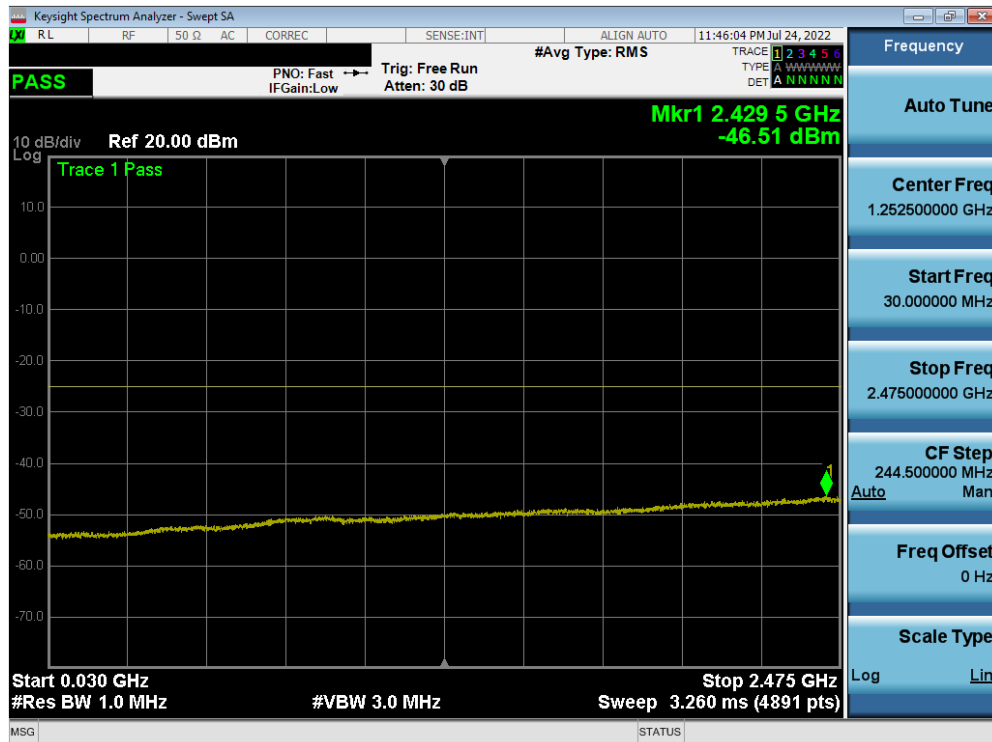


Plot 7-147. Conducted Spurious Plot (LTE Band 30 - 5MHz QPSK - RB Size 1, RB Offset 0 – High Channel)

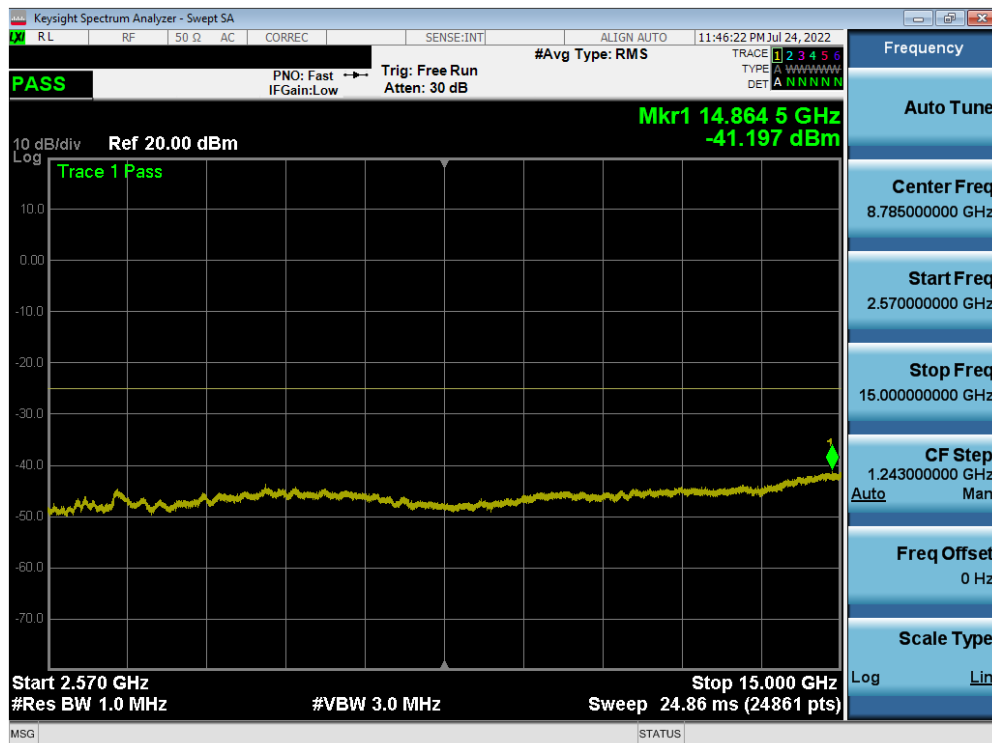
FCC ID: BCGA2764	PART 27 MEASUREMENT REPORT		Approved by: Technical Manager
Test Report S/N: 1C2205090028-04-R2.BCG	Test Dates: 5/30/2022 – 10/5/2022	EUT Type: Tablet Device	Page 93 of 278

V2.1 11/9/2021


LTE Band 7



Plot 7-148. Conducted Spurious Plot (LTE Band 7 - 20MHz QPSK - RB Size 1, RB Offset 0 - Low Channel)



Plot 7-149. Conducted Spurious Plot (LTE Band 7 - 20MHz QPSK - RB Size 1, RB Offset 0 - Low Channel)

FCC ID: BCGA2764	 PART 27 MEASUREMENT REPORT		Approved by: Technical Manager
Test Report S/N: 1C2205090028-04-R2.BCG	Test Dates: 5/30/2022 – 10/5/2022	EUT Type: Tablet Device	Page 94 of 278

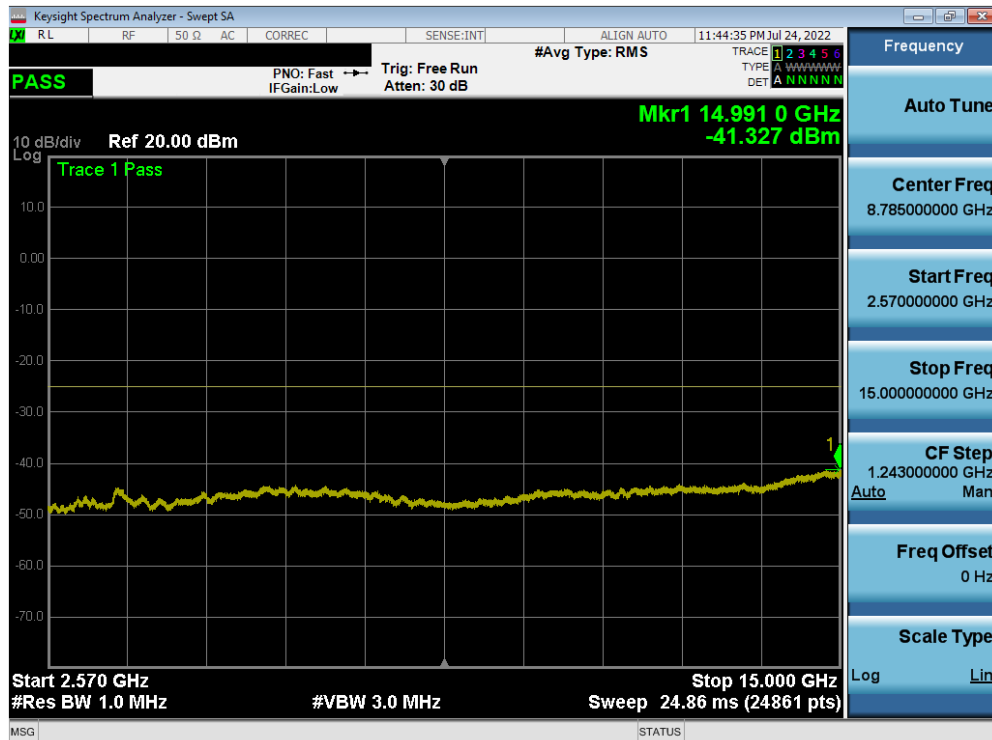


Plot 7-150. Conducted Spurious Plot (LTE Band 7 - 20MHz QPSK - RB Size 1, RB Offset 0 - Low Channel)



Plot 7-151. Conducted Spurious Plot (LTE Band 7 - 20MHz QPSK - RB Size 1, RB Offset 0 - Mid Channel)

FCC ID: BCGA2764	element	PART 27 MEASUREMENT REPORT	Approved by: Technical Manager
Test Report S/N: 1C2205090028-04-R2.BCG	Test Dates: 5/30/2022 – 10/5/2022	EUT Type: Tablet Device	Page 95 of 278



Plot 7-152. Conducted Spurious Plot (LTE Band 7 - 20MHz QPSK - RB Size 1, RB Offset 0 - Mid Channel)

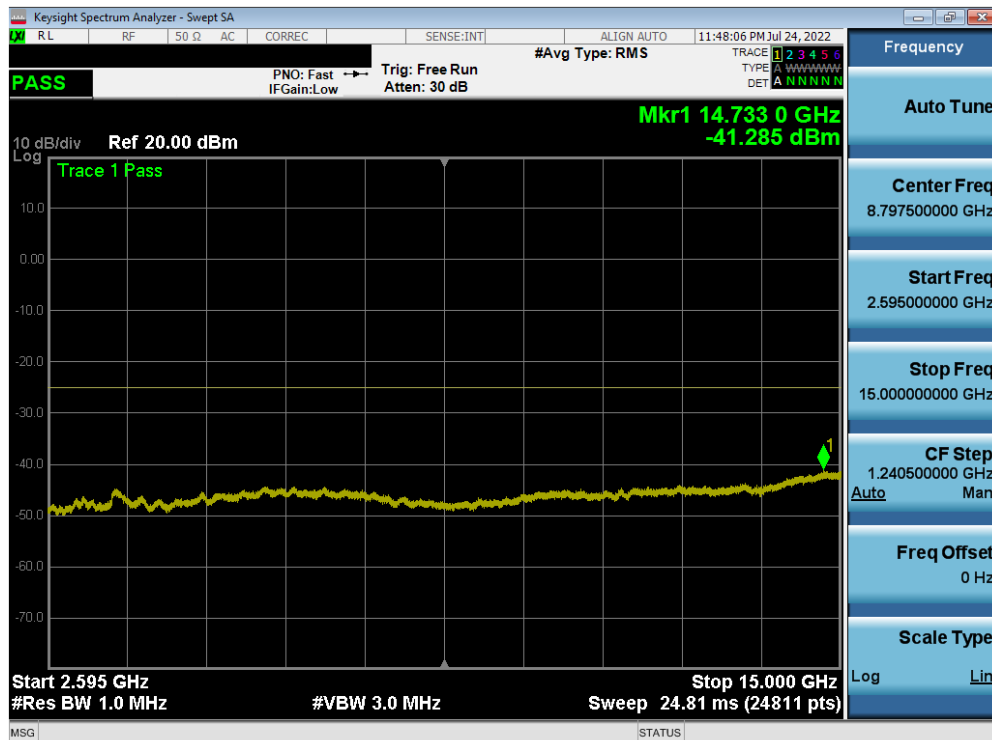


Plot 7-153. Conducted Spurious Plot (LTE Band 7 - 20MHz QPSK - RB Size 1, RB Offset 0 - Mid Channel)


FCC ID: BCGA2764	PART 27 MEASUREMENT REPORT		Approved by: Technical Manager
Test Report S/N: 1C2205090028-04-R2.BCG	Test Dates: 5/30/2022 – 10/5/2022	EUT Type: Tablet Device	Page 96 of 278

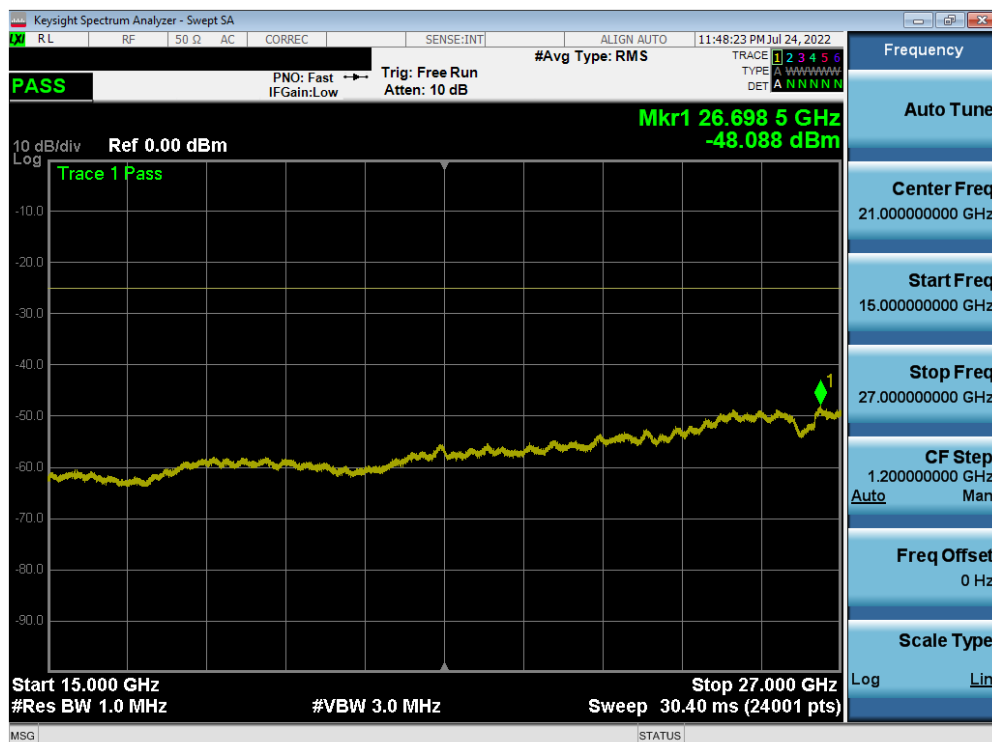


Plot 7-154. Conducted Spurious Plot (LTE Band 7 - 20MHz QPSK - RB Size 1, RB Offset 0 - High Channel)



Plot 7-155. Conducted Spurious Plot (LTE Band 7 - 20MHz QPSK - RB Size 1, RB Offset 0 - High Channel)

FCC ID: BCGA2764	 PART 27 MEASUREMENT REPORT		Approved by: Technical Manager
Test Report S/N: 1C2205090028-04-R2.BCG	Test Dates: 5/30/2022 – 10/5/2022	EUT Type: Tablet Device	Page 97 of 278

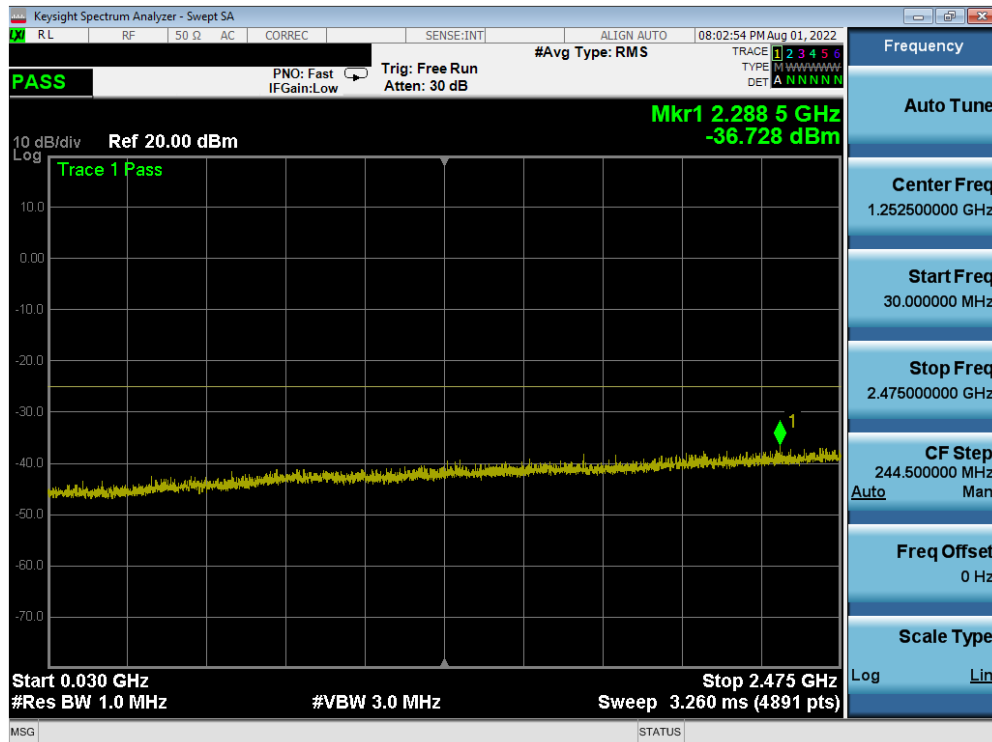


Plot 7-156. Conducted Spurious Plot (LTE Band 7 - 20MHz QPSK - RB Size 1, RB Offset 0 - High Channel)

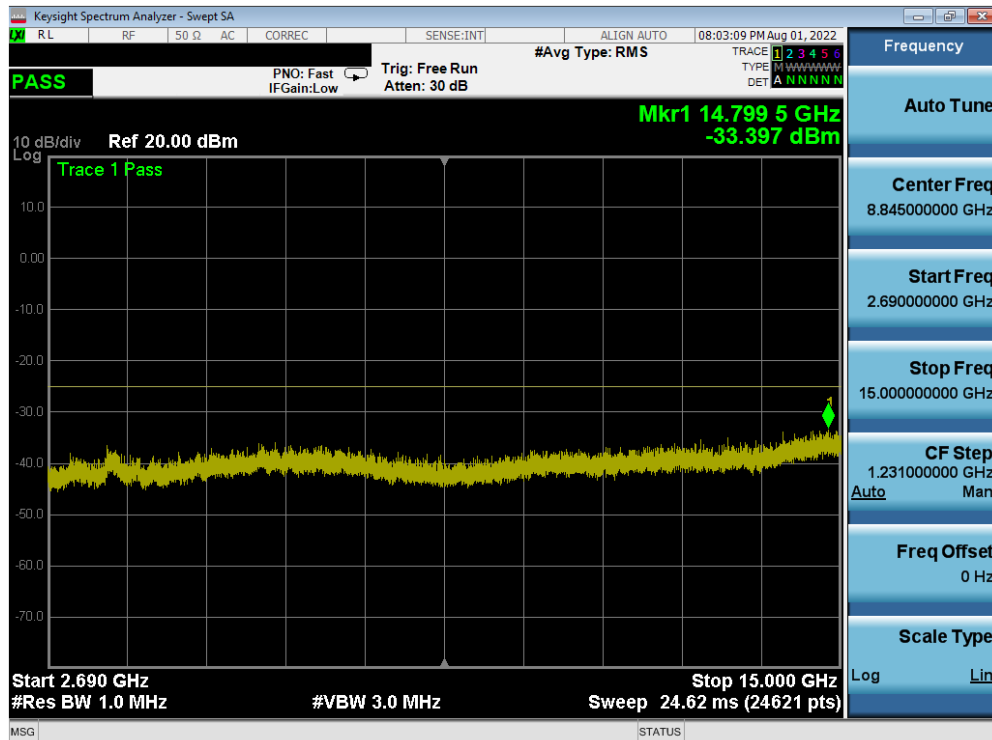
FCC ID: BCGA2764	PART 27 MEASUREMENT REPORT		Approved by: Technical Manager
Test Report S/N: 1C2205090028-04-R2.BCG	Test Dates: 5/30/2022 – 10/5/2022	EUT Type: Tablet Device	Page 98 of 278

V2.1 11/9/2021


LTE Band 41

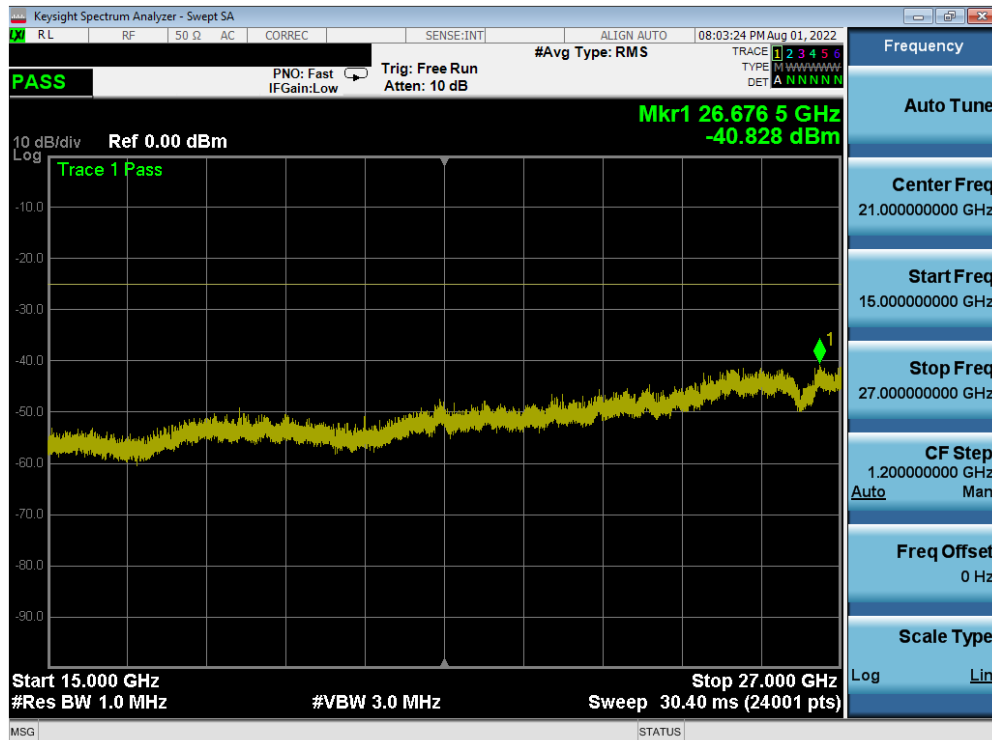


Plot 7-157. Conducted Spurious Plot (LTE Band 41 - 20MHz QPSK - RB Size 1, RB Offset 0 - Low Channel)

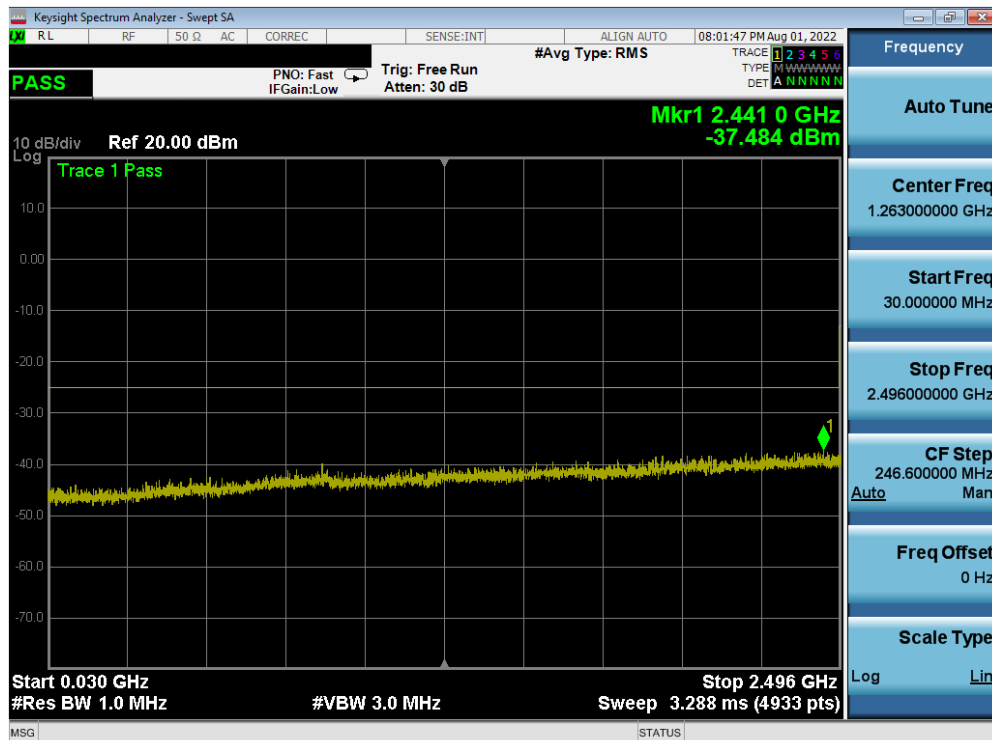


Plot 7-158. Conducted Spurious Plot (LTE Band 41 - 20MHz QPSK - RB Size 1, RB Offset 0 - Low Channel)

FCC ID: BCGA2764		PART 27 MEASUREMENT REPORT	Approved by: Technical Manager
Test Report S/N: 1C2205090028-04-R2.BCG	Test Dates: 5/30/2022 – 10/5/2022	EUT Type: Tablet Device	Page 99 of 278

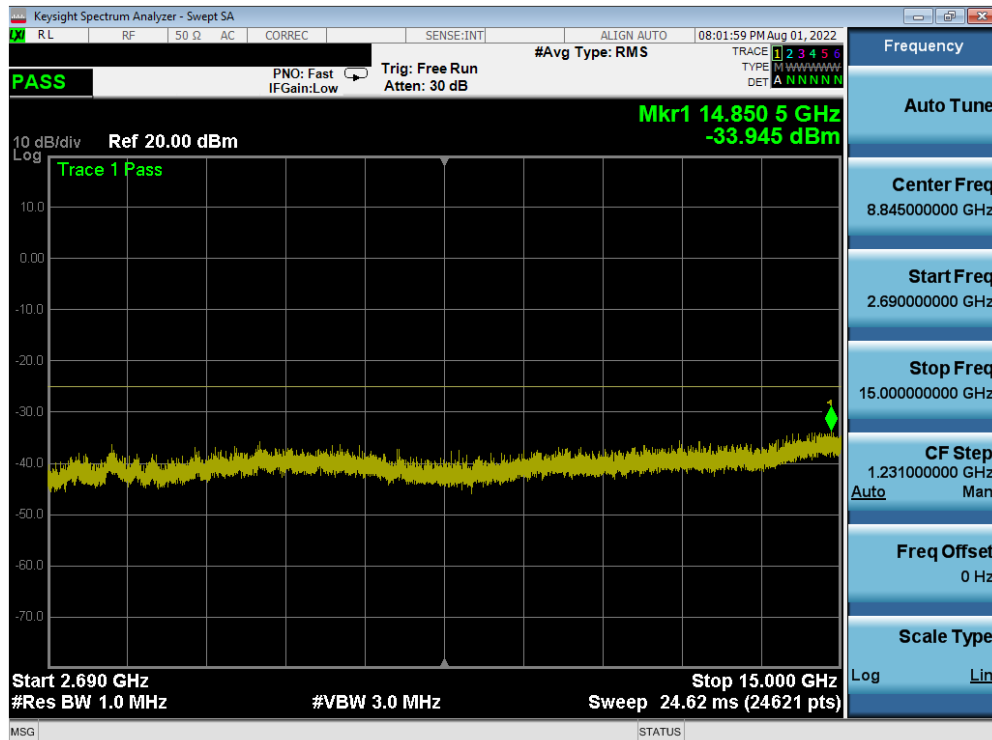


Plot 7-159. Conducted Spurious Plot (LTE Band 41 - 20MHz QPSK - RB Size 1, RB Offset 0 - Low Channel)

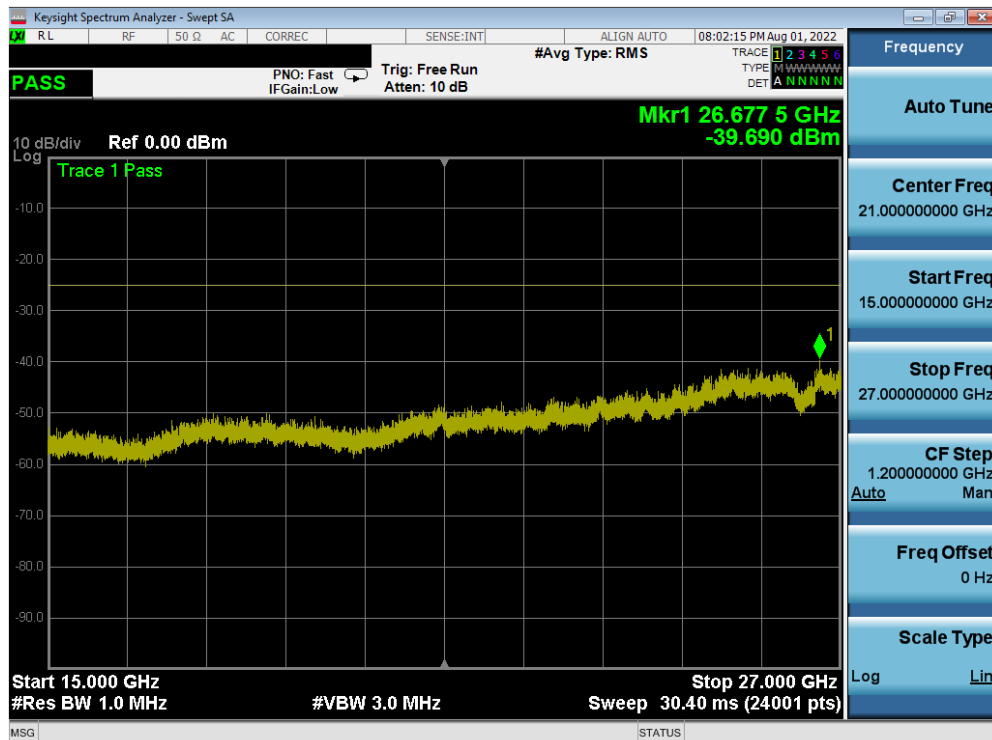


Plot 7-160. Conducted Spurious Plot (LTE Band 41 - 20MHz QPSK - RB Size 1, RB Offset 0 - Mid Channel)

FCC ID: BCGA2764	element	PART 27 MEASUREMENT REPORT	Approved by: Technical Manager
Test Report S/N: 1C2205090028-04-R2.BCG	Test Dates: 5/30/2022 – 10/5/2022	EUT Type: Tablet Device	Page 100 of 278

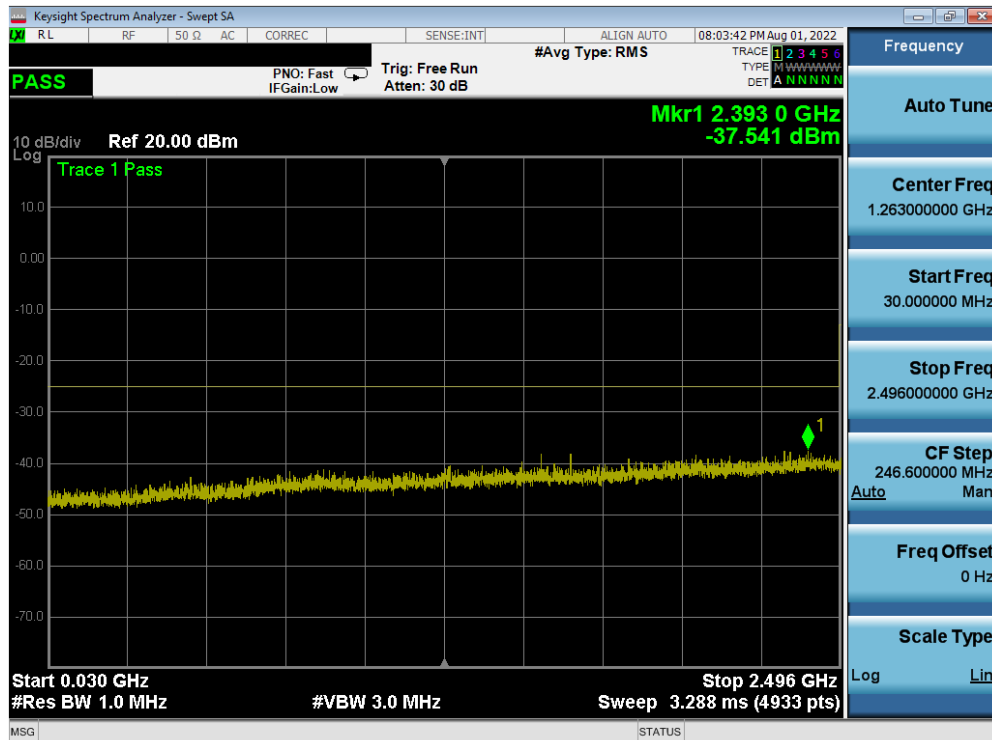


Plot 7-161. Conducted Spurious Plot (LTE Band 41 - 20MHz QPSK - RB Size 1, RB Offset 0 - Mid Channel)

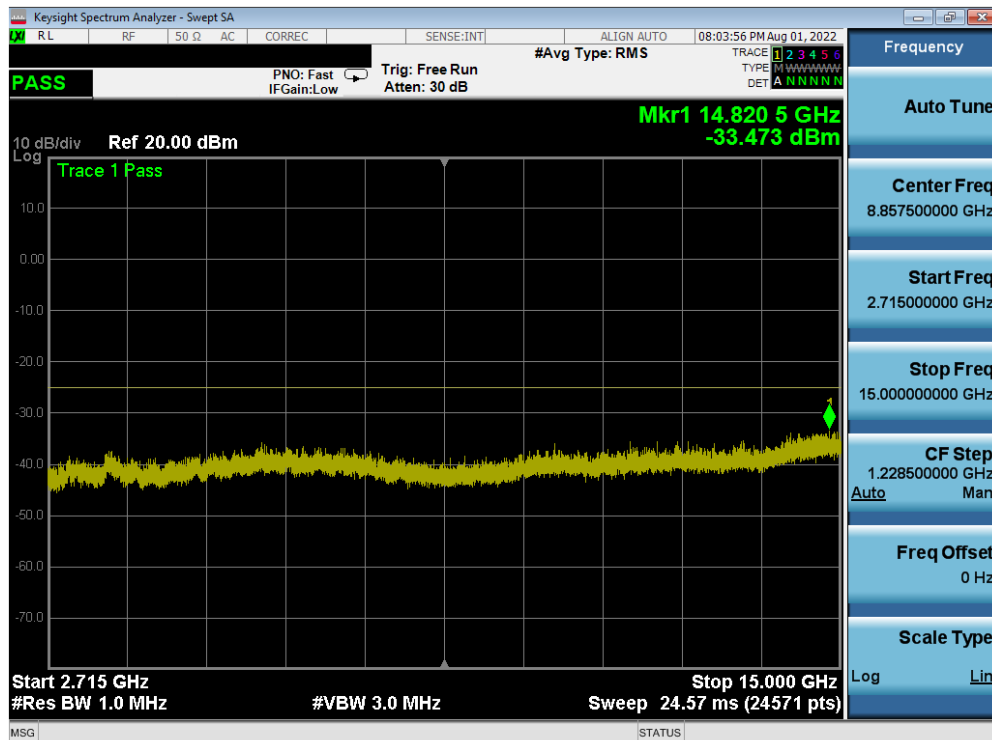


Plot 7-162. Conducted Spurious Plot (LTE Band 41 - 20MHz QPSK - RB Size 1, RB Offset 0 - Mid Channel)

FCC ID: BCGA2764	element	PART 27 MEASUREMENT REPORT	Approved by: Technical Manager
Test Report S/N: 1C2205090028-04-R2.BCG	Test Dates: 5/30/2022 – 10/5/2022	EUT Type: Tablet Device	Page 101 of 278

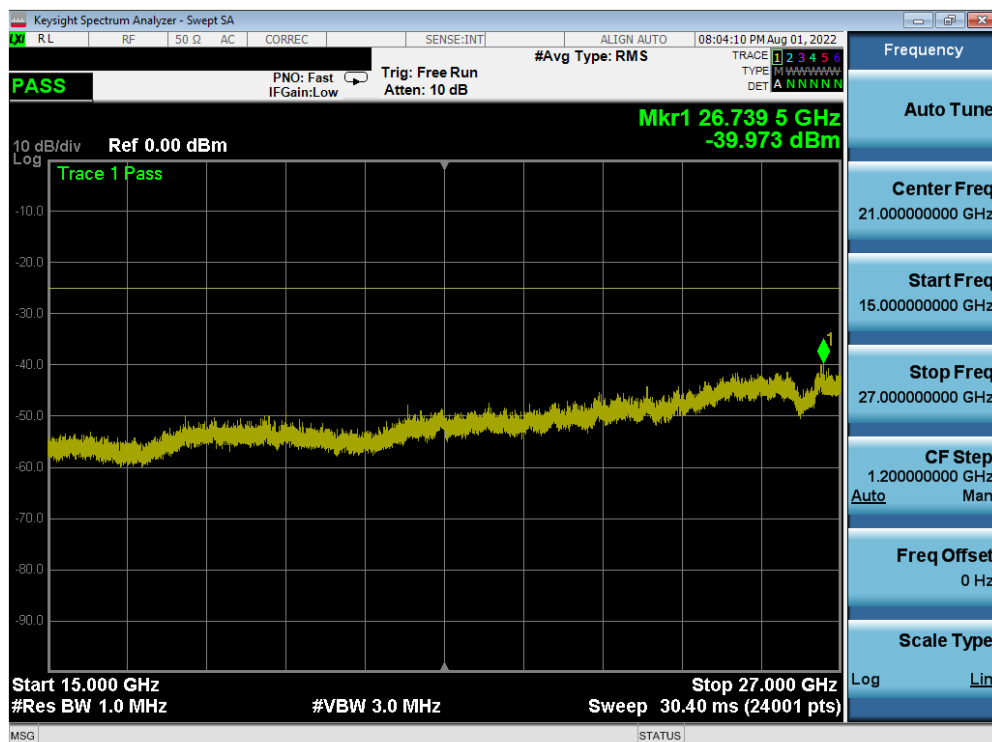


Plot 7-163. Conducted Spurious Plot (LTE Band 41 - 20MHz QPSK - RB Size 1, RB Offset 0 - High Channel)



Plot 7-164. Conducted Spurious Plot (LTE Band 41 - 20MHz QPSK - RB Size 1, RB Offset 0 - High Channel)

FCC ID: BCGA2764	element	PART 27 MEASUREMENT REPORT	Approved by: Technical Manager
Test Report S/N: 1C2205090028-04-R2.BCG	Test Dates: 5/30/2022 – 10/5/2022	EUT Type: Tablet Device	Page 102 of 278

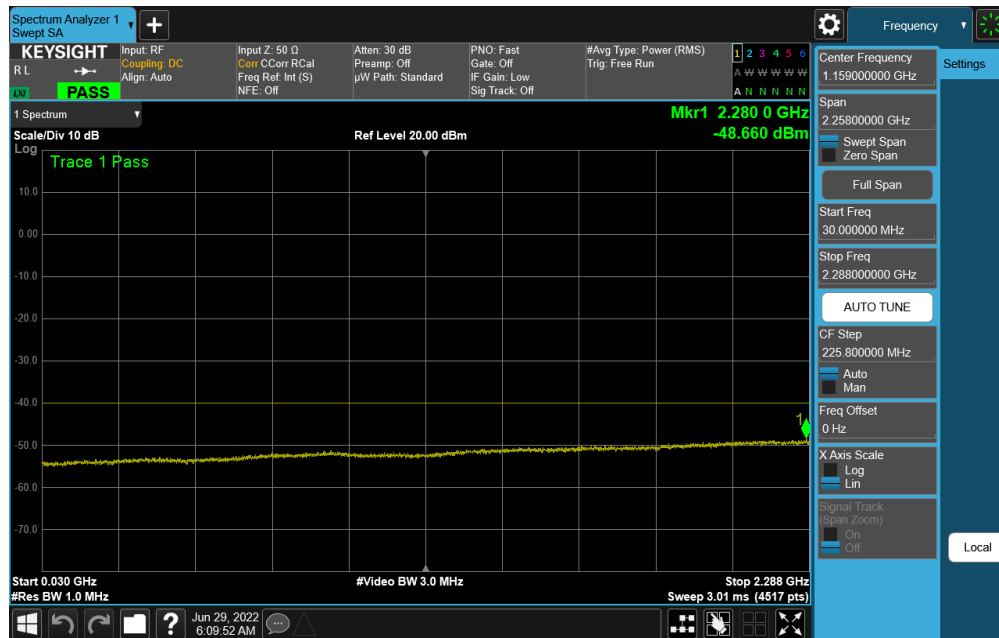


Plot 7-165. Conducted Spurious Plot (LTE Band 41 - 20MHz QPSK - RB Size 1, RB Offset 0 - High Channel)

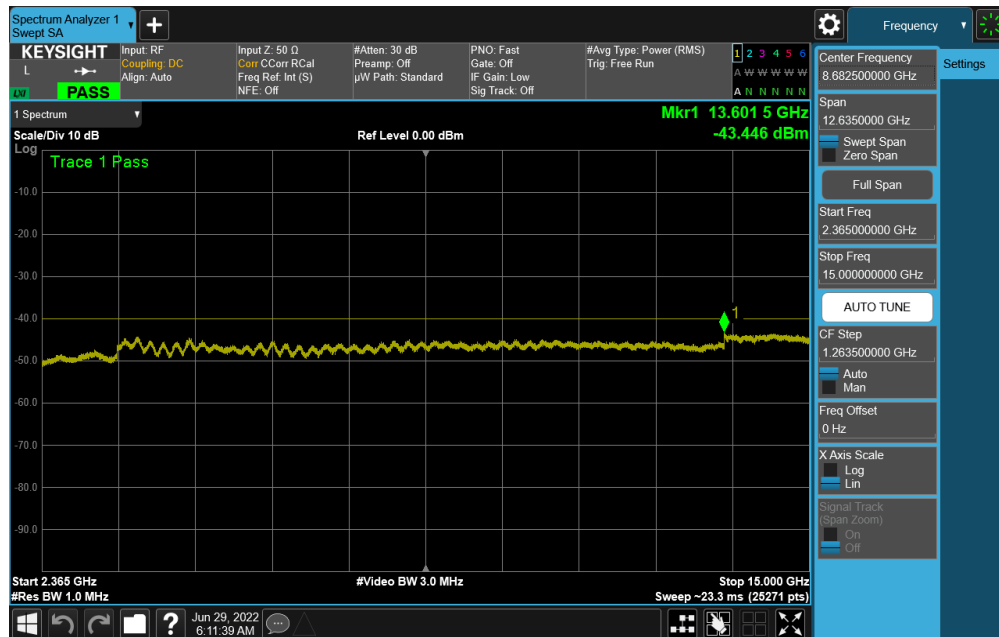
FCC ID: BCGA2764	PART 27 MEASUREMENT REPORT		Approved by: Technical Manager
Test Report S/N: 1C2205090028-04-R2.BCG	Test Dates: 5/30/2022 – 10/5/2022	EUT Type: Tablet Device	Page 103 of 278

V2.1 11/9/2021


NR Band n30



Plot 7-166. Conducted Spurious Plot (NR Band n30 - 5MHz DFT-s-OFDM QPSK - RB Size 1, RB Offset 0 – Low Channel)

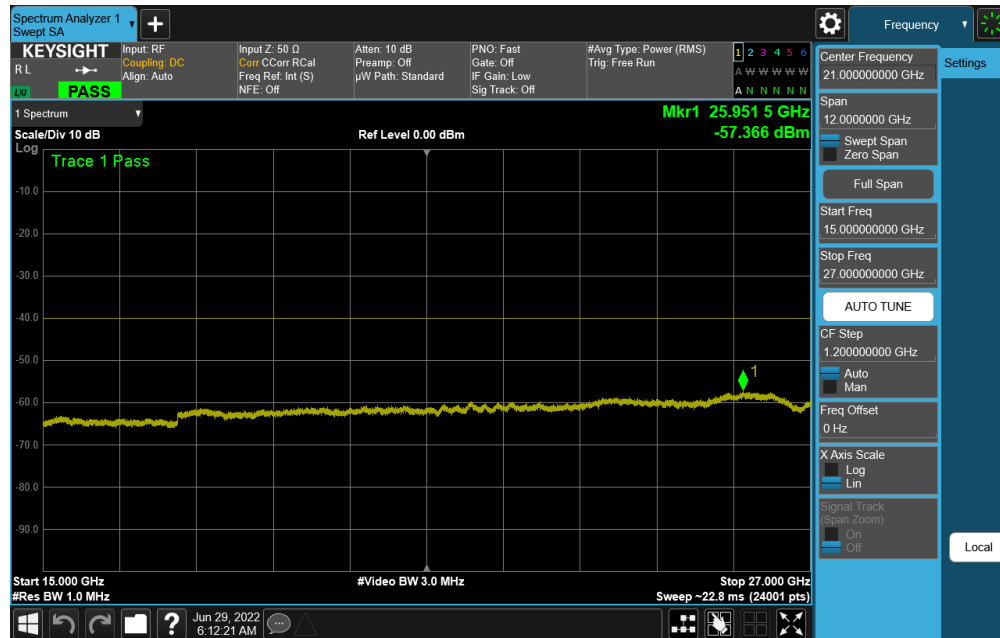


Plot 7-167. Conducted Spurious Plot (NR Band n30 - 5MHz DFT-s-OFDM QPSK - RB Size 1, RB Offset 0 – Low Channel)

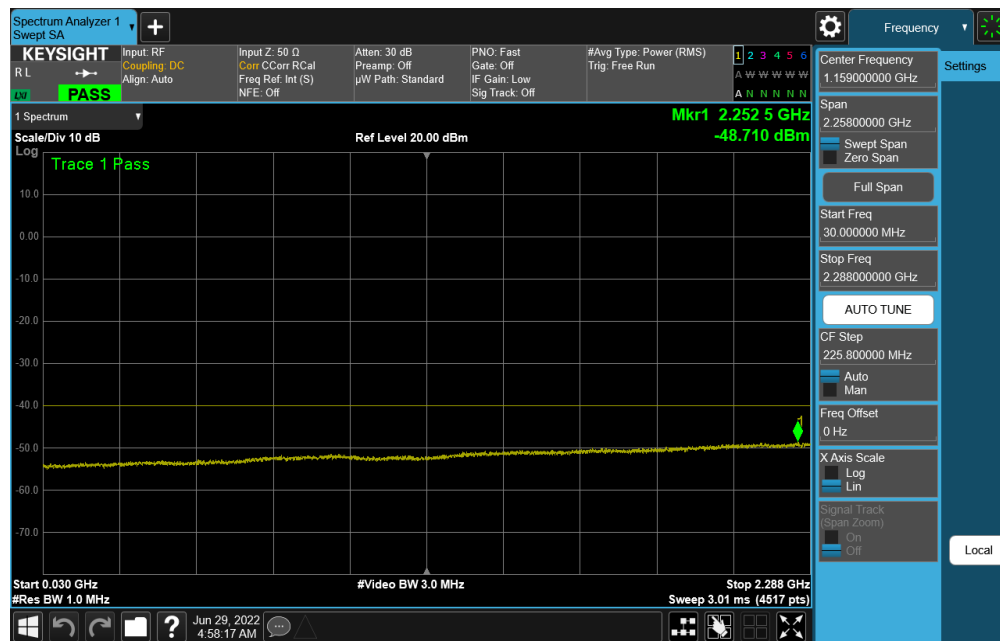
FCC ID: BCGA2764	 PART 27 MEASUREMENT REPORT		Approved by: Technical Manager
Test Report S/N: 1C2205090028-04-R2.BCG	Test Dates: 5/30/2022 – 10/5/2022	EUT Type: Tablet Device	Page 104 of 278

V2.1 11/9/2021

Unless otherwise specified, no part of this report may be reproduced or utilized in any part, form or by any means, electronic or mechanical, including photocopying and microfilm, without permission in writing from Element Washington DC LLC. If you have any questions about this or have an enquiry about obtaining additional rights to this report or assembly of contents thereof, please contact ct.info@element.com.



Plot 7-168. Conducted Spurious Plot (NR Band n30 - 5MHz DFT-s-OFDM QPSK - RB Size 1, RB Offset 0 – Low Channel)

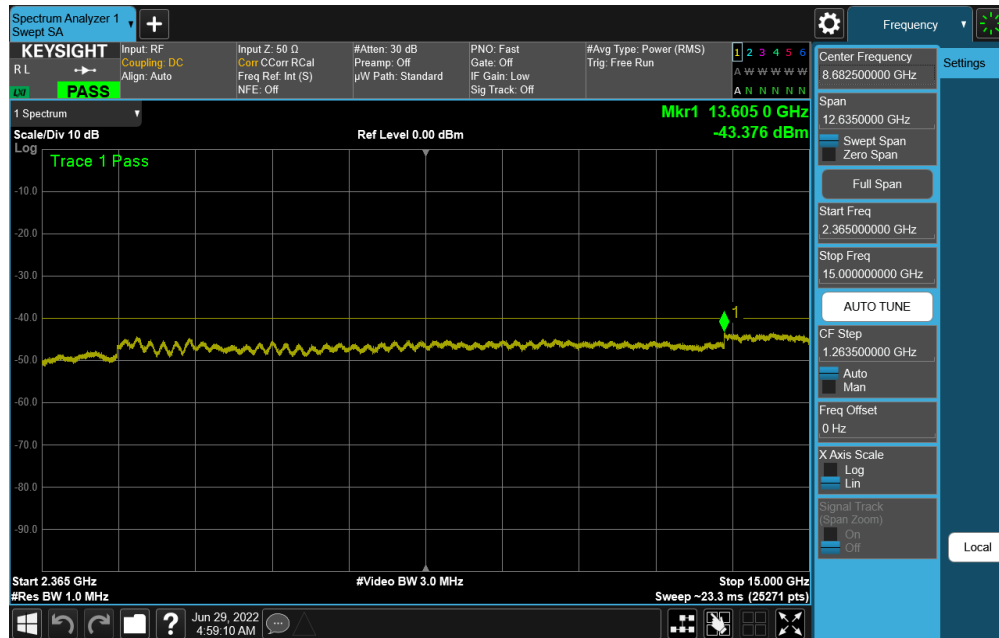


Plot 7-169. Conducted Spurious Plot (NR Band n30 - 10MHz DFT-s-OFDM QPSK - RB Size 1, RB Offset 0 – Mid Channel)

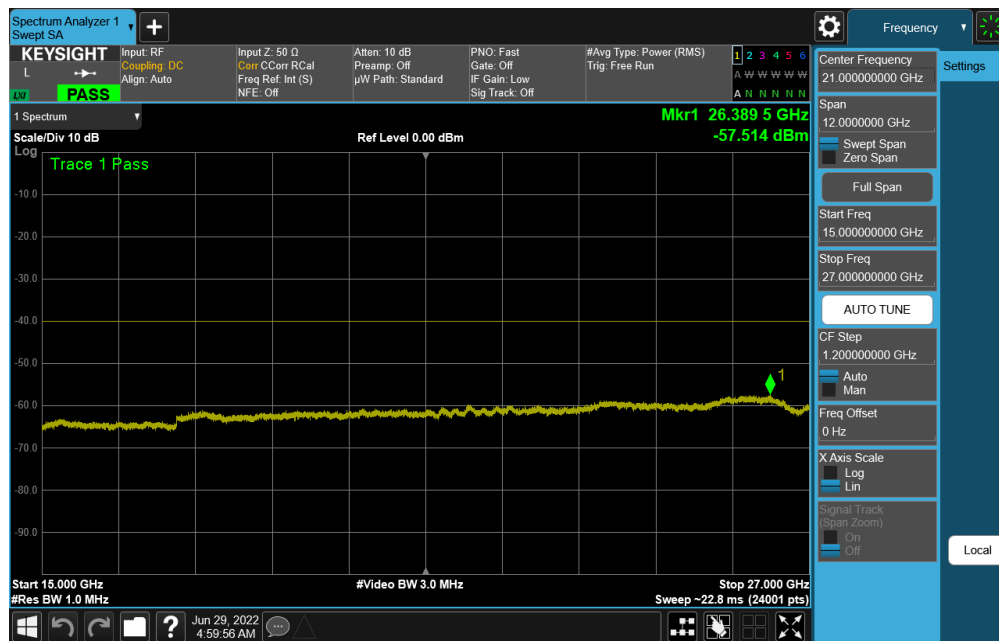
FCC ID: BCGA2764	<p>element</p> <p>PART 27 MEASUREMENT REPORT</p>		Approved by: Technical Manager
Test Report S/N: 1C2205090028-04-R2.BCG	Test Dates: 5/30/2022 – 10/5/2022	EUT Type: Tablet Device	Page 105 of 278

V2.1 11/9/2021


Unless otherwise specified, no part of this report may be reproduced or utilized in any part, form or by any means, electronic or mechanical, including photocopying and microfilm, without permission in writing from Element Washington DC LLC. If you have any questions about this or have an enquiry about obtaining additional rights to this report or assembly of contents thereof, please contact ct.info@element.com.

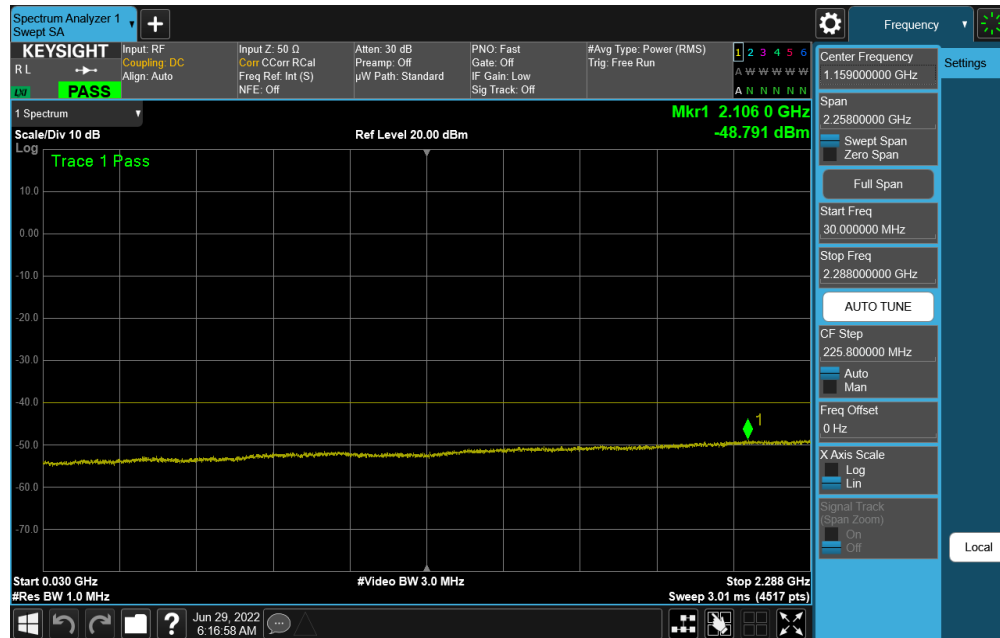


Plot 7-170. Conducted Spurious Plot (NR Band n30 - 10MHz DFT-s-OFDM QPSK - RB Size 1, RB Offset 0 – Mid Channel)

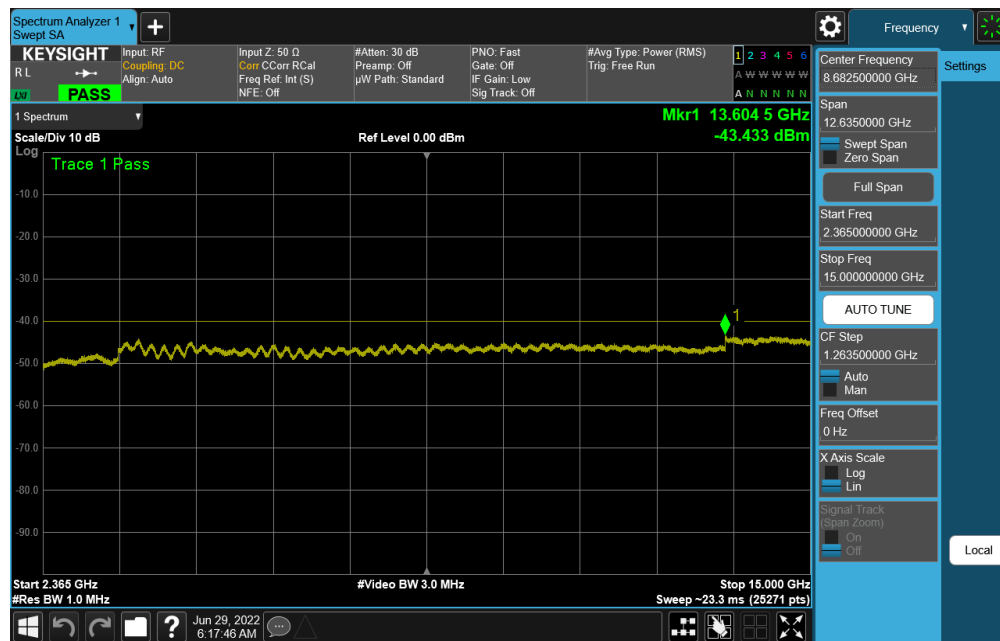


Plot 7-171. Conducted Spurious Plot (NR Band n30 - 10MHz DFT-s-OFDM QPSK - RB Size 1, RB Offset 0 – Mid Channel)

FCC ID: BCGA2764	 PART 27 MEASUREMENT REPORT		Approved by: Technical Manager
Test Report S/N: 1C2205090028-04-R2.BCG	Test Dates: 5/30/2022 – 10/5/2022	EUT Type: Tablet Device	Page 106 of 278

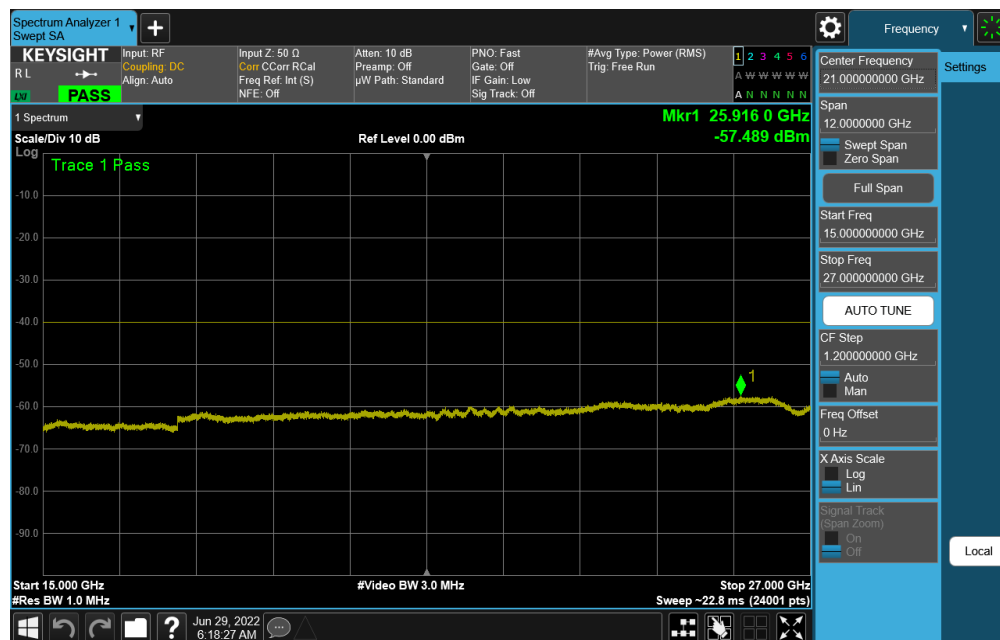


Plot 7-172. Conducted Spurious Plot (NR Band n30 - 5MHz DFT-s-OFDM QPSK - RB Size 1, RB Offset 0 – High Channel)




Plot 7-173. Conducted Spurious Plot (NR Band n30 - 5MHz DFT-s-OFDM QPSK - RB Size 1, RB Offset 0 – High Channel)

FCC ID: BCGA2764	<p>element PART 27 MEASUREMENT REPORT</p>		Approved by: Technical Manager
Test Report S/N: 1C2205090028-04-R2.BCG	Test Dates: 5/30/2022 – 10/5/2022	EUT Type: Tablet Device	Page 107 of 278

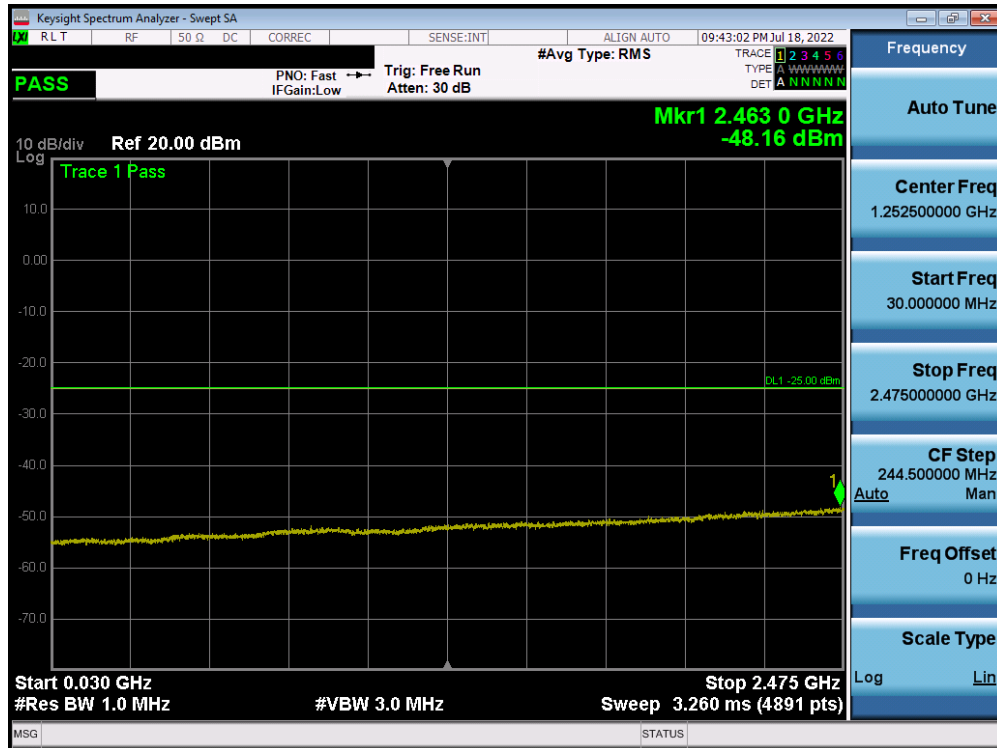


Plot 7-174. Conducted Spurious Plot (NR Band n30 - 5MHz DFT-s-OFDM QPSK - RB Size 1, RB Offset 0 – High Channel)

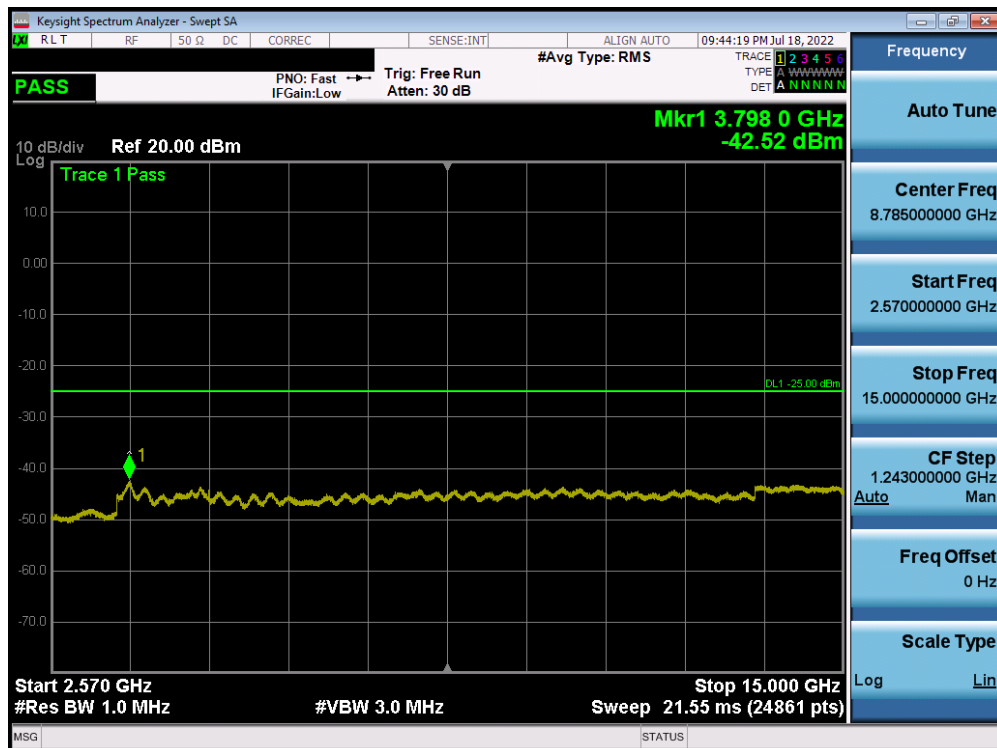
FCC ID: BCGA2764	 PART 27 MEASUREMENT REPORT		Approved by: Technical Manager
Test Report S/N: 1C2205090028-04-R2.BCG	Test Dates: 5/30/2022 – 10/5/2022	EUT Type: Tablet Device	Page 108 of 278

V2.1 11/9/2021


NR Band n7

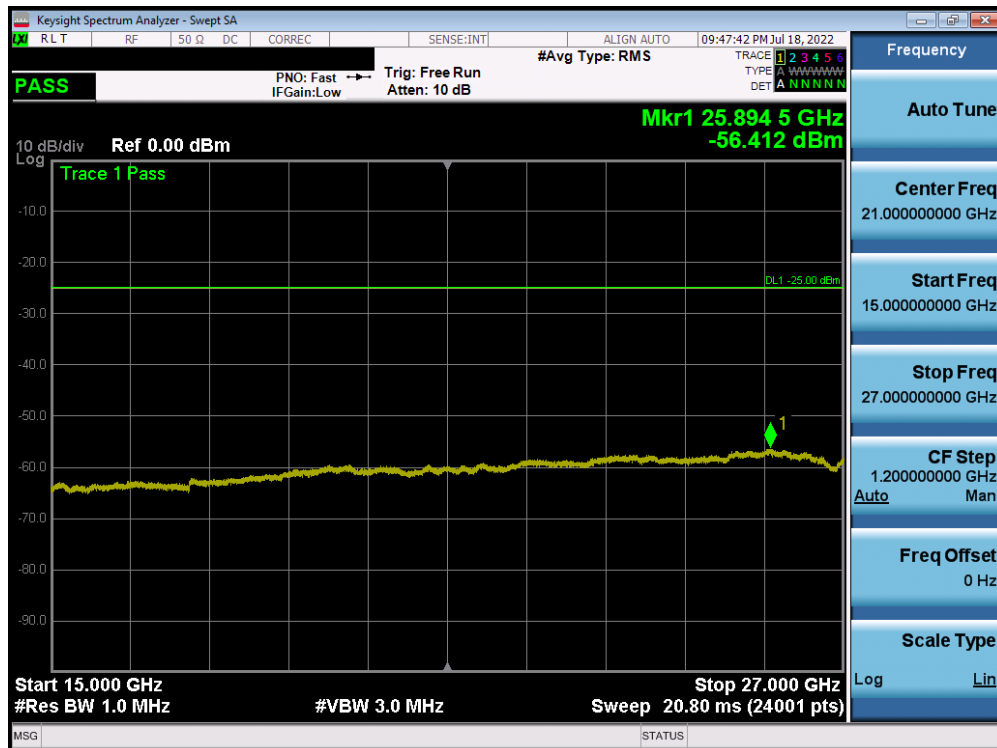


Plot 7-175. Conducted Spurious Plot (NR Band n7 - 40MHz DFT-s-OFDM QPSK - RB Size 1, RB Offset 0 - Low Channel)

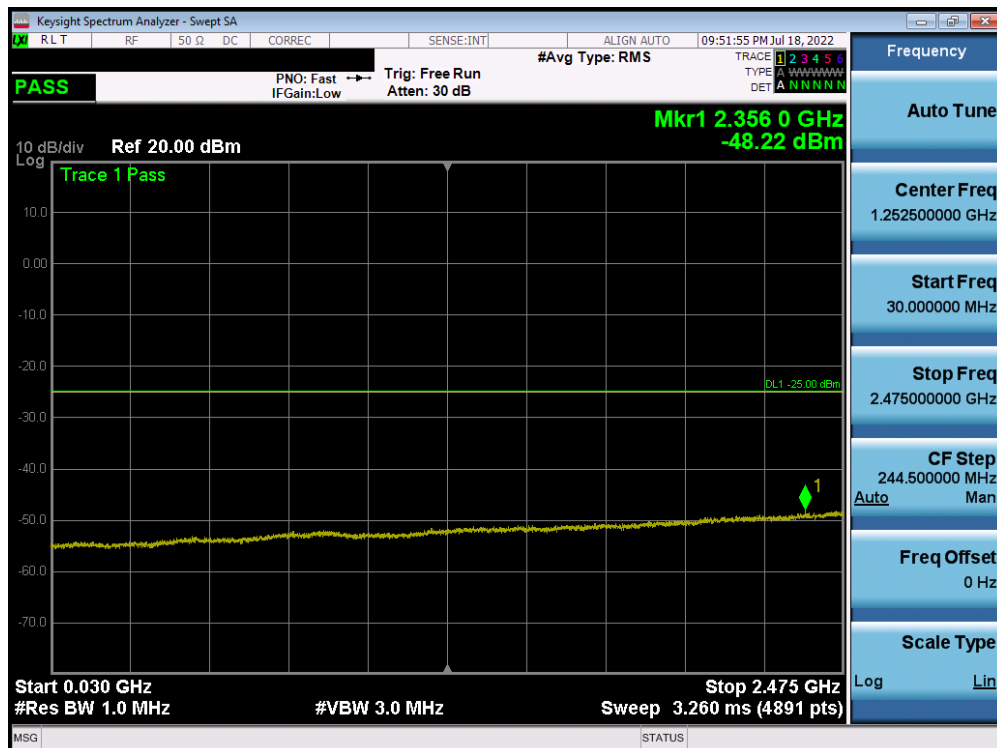


Plot 7-176. Conducted Spurious Plot (NR Band n7 - 40MHz DFT-s-OFDM QPSK - RB Size 1, RB Offset 0 - Low Channel)

FCC ID: BCGA2764	 PART 27 MEASUREMENT REPORT		Approved by: Technical Manager
Test Report S/N: 1C2205090028-04-R2.BCG	Test Dates: 5/30/2022 – 10/5/2022	EUT Type: Tablet Device	Page 109 of 278



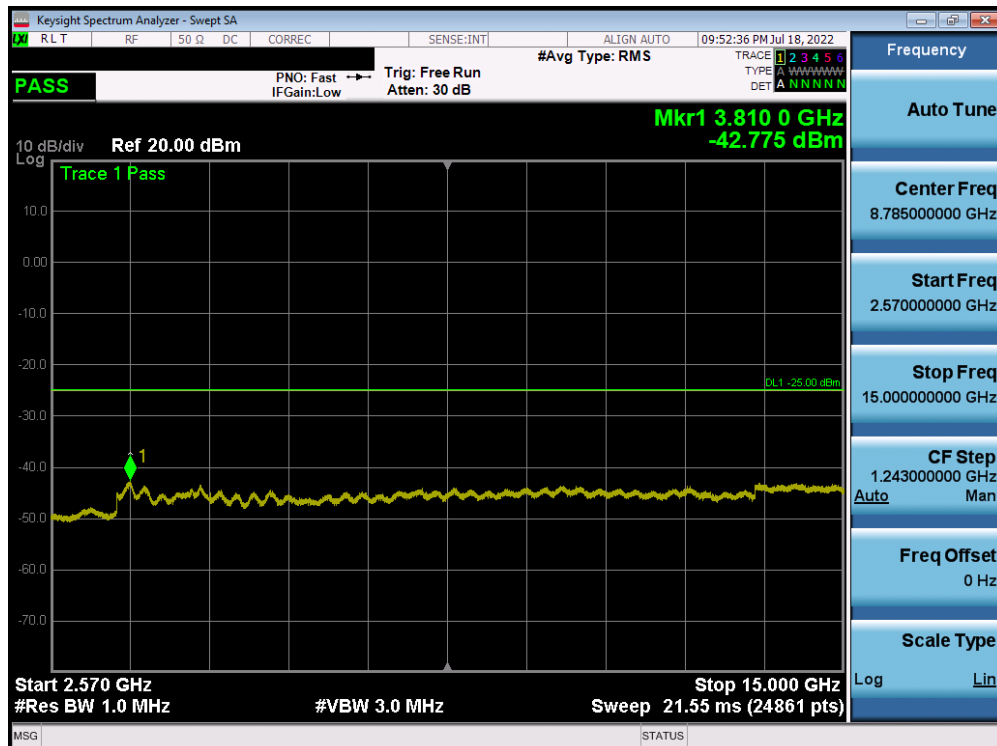
Plot 7-177. Conducted Spurious Plot (NR Band n7 - 40MHz DFT-s-OFDM QPSK - RB Size 1, RB Offset 0 - Low Channel)



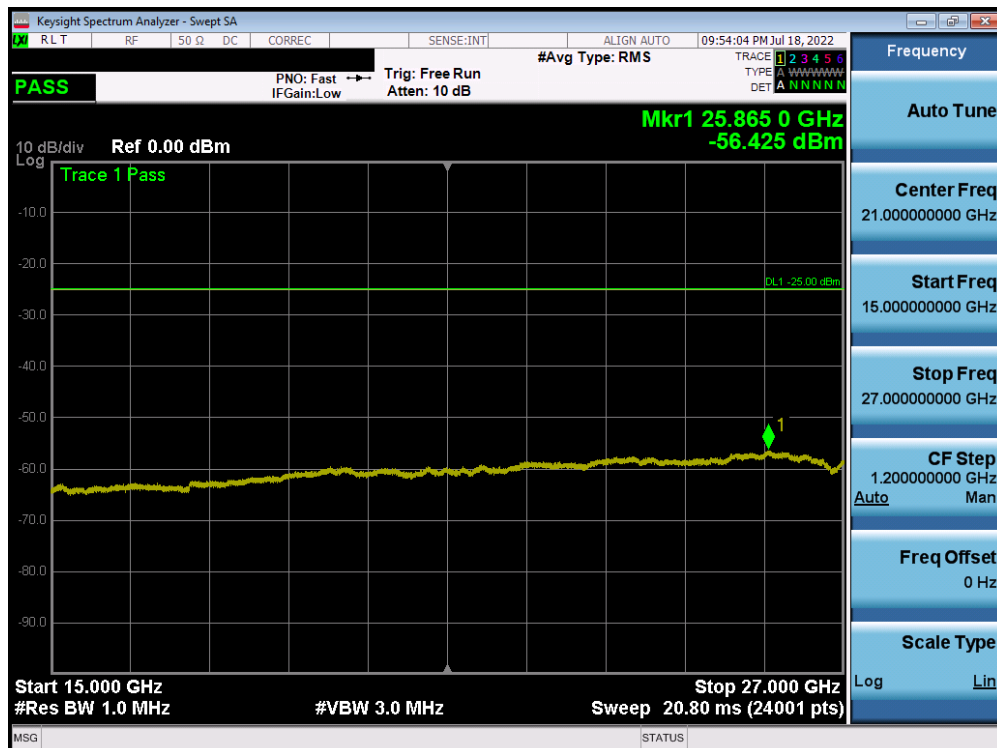
Plot 7-178. Conducted Spurious Plot (NR Band n7 - 40MHz DFT-s-OFDM QPSK - RB Size 1, RB Offset 0 - Mid Channel)

FCC ID: BCGA2764	element	PART 27 MEASUREMENT REPORT	Approved by: Technical Manager
Test Report S/N: 1C2205090028-04-R2.BCG	Test Dates: 5/30/2022 – 10/5/2022	EUT Type: Tablet Device	Page 110 of 278

V2.1 11/9/2021



Plot 7-179. Conducted Spurious Plot (NR Band n7 - 40MHz DFT-s-OFDM QPSK - RB Size 1, RB Offset 0 - Mid Channel)

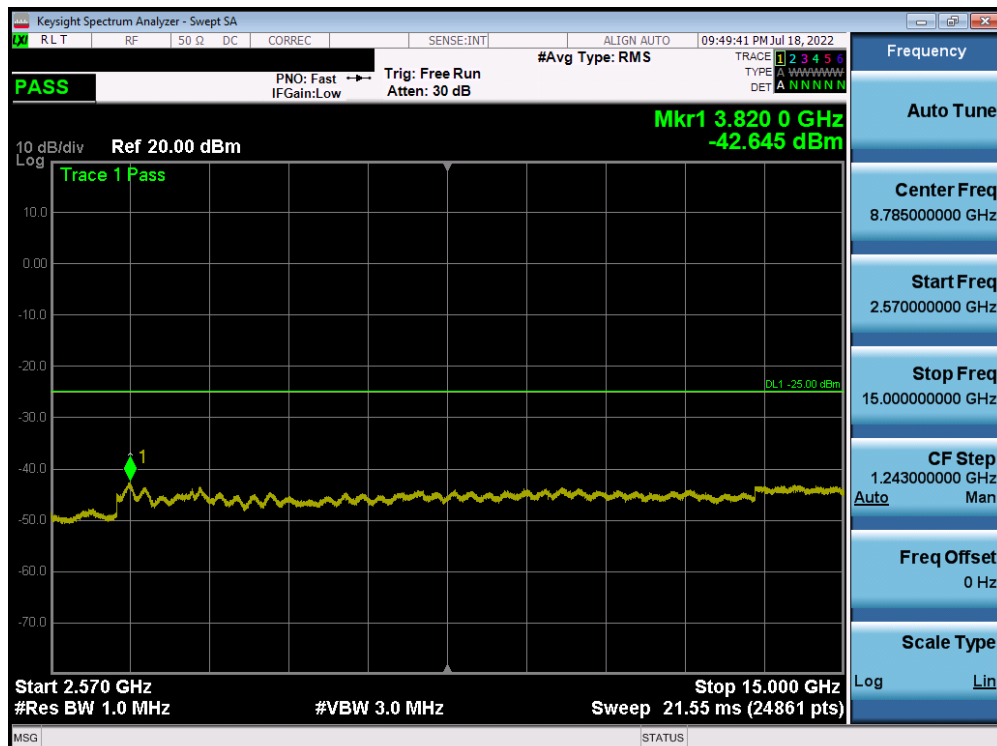


Plot 7-180. Conducted Spurious Plot (NR Band n7 - 40MHz DFT-s-OFDM QPSK - RB Size 1, RB Offset 0 - Mid Channel)

FCC ID: BCGA2764	element	PART 27 MEASUREMENT REPORT	Approved by: Technical Manager
Test Report S/N: 1C2205090028-04-R2.BCG	Test Dates: 5/30/2022 – 10/5/2022	EUT Type: Tablet Device	Page 111 of 278

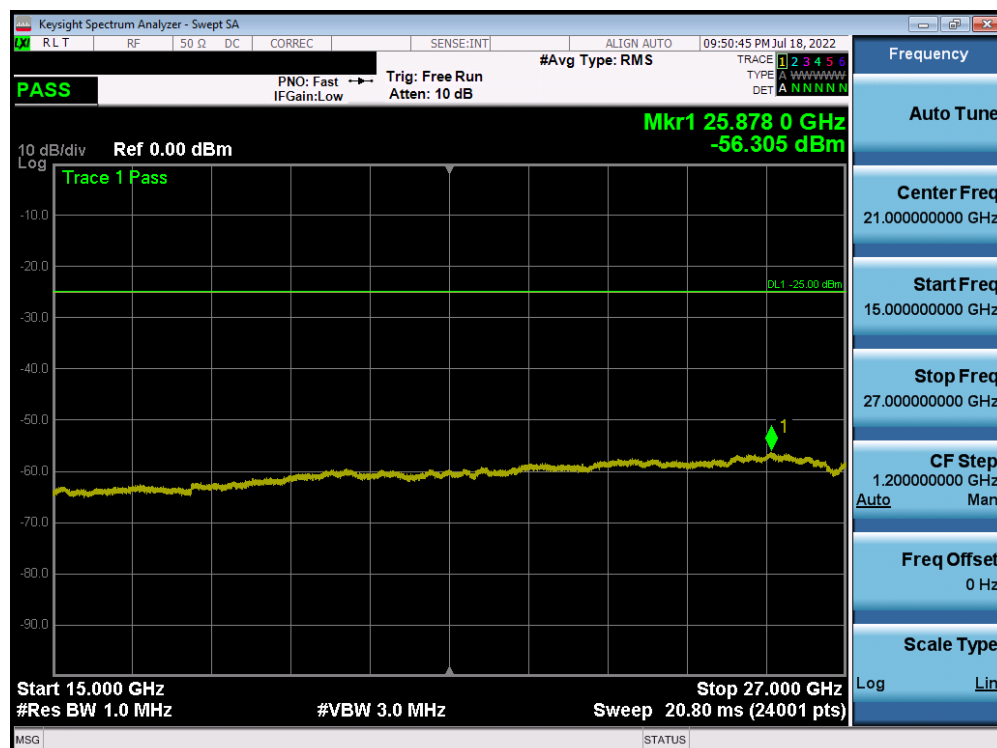


Plot 7-181. Conducted Spurious Plot (NR Band n7 - 40MHz DFT-s-OFDM QPSK - RB Size 1, RB Offset 0 - High Channel)



Plot 7-182. Conducted Spurious Plot (NR Band n7 - 40MHz DFT-s-OFDM QPSK - RB Size 1, RB Offset 0 - High Channel)

FCC ID: BCGA2764	element	PART 27 MEASUREMENT REPORT	Approved by: Technical Manager
Test Report S/N: 1C2205090028-04-R2.BCG	Test Dates: 5/30/2022 – 10/5/2022	EUT Type: Tablet Device	Page 112 of 278

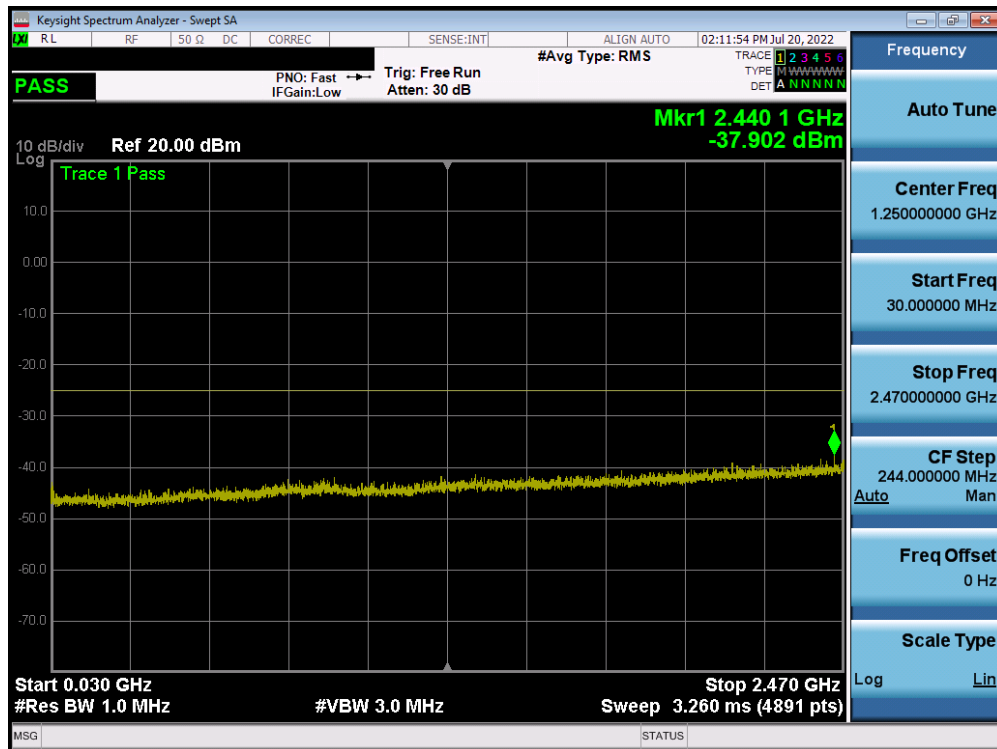


Plot 7-183. Conducted Spurious Plot (NR Band n7 - 40MHz DFT-s-OFDM QPSK - RB Size 1, RB Offset 0 - High Channel)

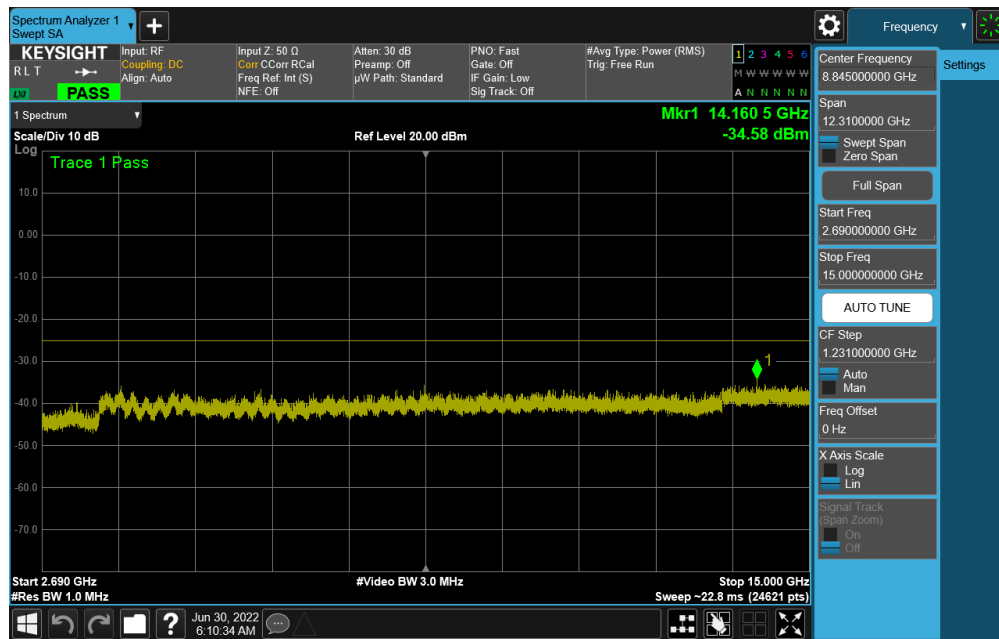
FCC ID: BCGA2764	PART 27 MEASUREMENT REPORT		Approved by: Technical Manager
Test Report S/N: 1C2205090028-04-R2.BCG	Test Dates: 5/30/2022 – 10/5/2022	EUT Type: Tablet Device	Page 113 of 278

V2.1 11/9/2021

NR Band n41

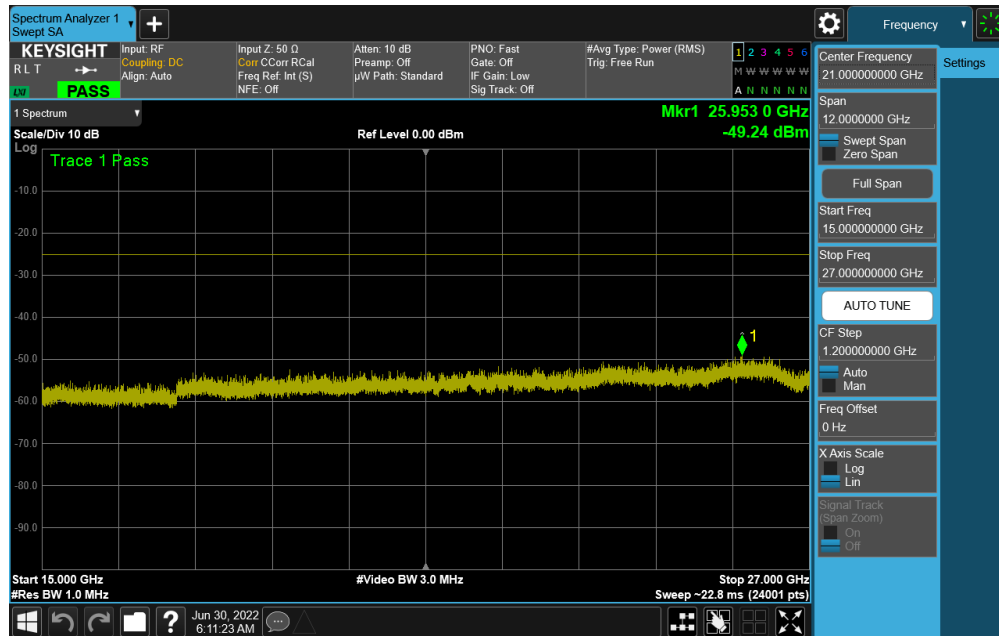


Plot 7-184. Conducted Spurious Plot (NR Band n41 - 100MHz DFT-s-OFDM QPSK - RB Size 1, RB Offset 0 - Low Channel)

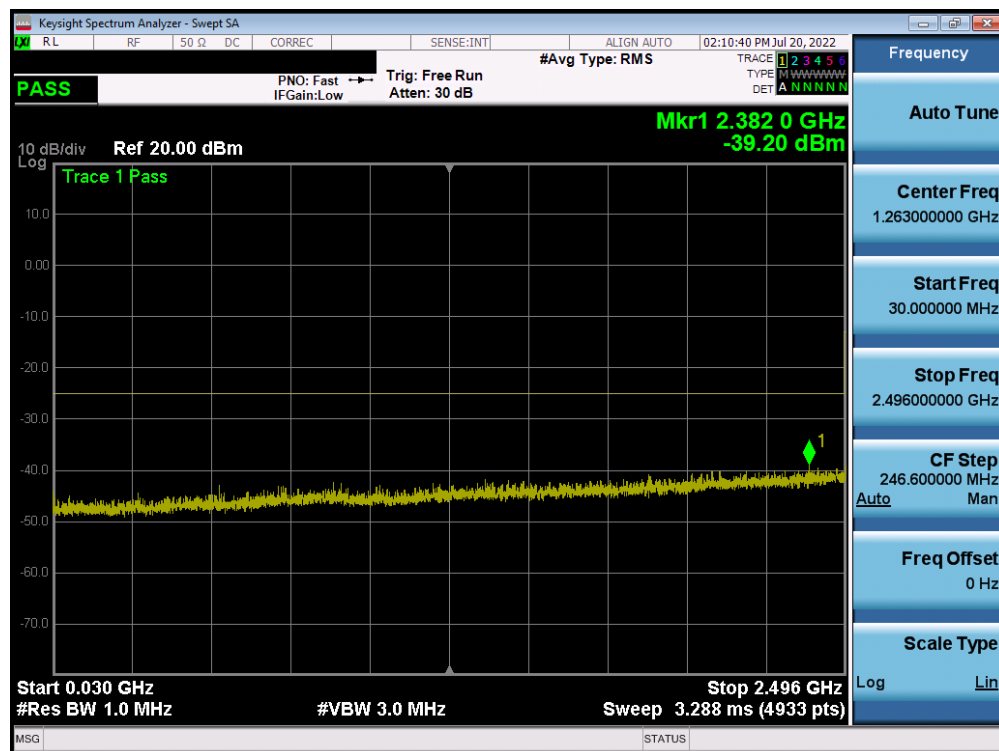


Plot 7-185. Conducted Spurious Plot (NR Band n41 - 100MHz DFT-s-OFDM QPSK - RB Size 1, RB Offset 0 - Low Channel)

FCC ID: BCGA2764	element PART 27 MEASUREMENT REPORT	Approved by: Technical Manager
Test Report S/N: 1C2205090028-04-R2.BCG	Test Dates: 5/30/2022 – 10/5/2022 EUT Type: Tablet Device	Page 114 of 278



Plot 7-186. Conducted Spurious Plot (NR Band n41 - 100MHz DFT-s-OFDM QPSK - RB Size 1, RB Offset 0 - Low Channel)

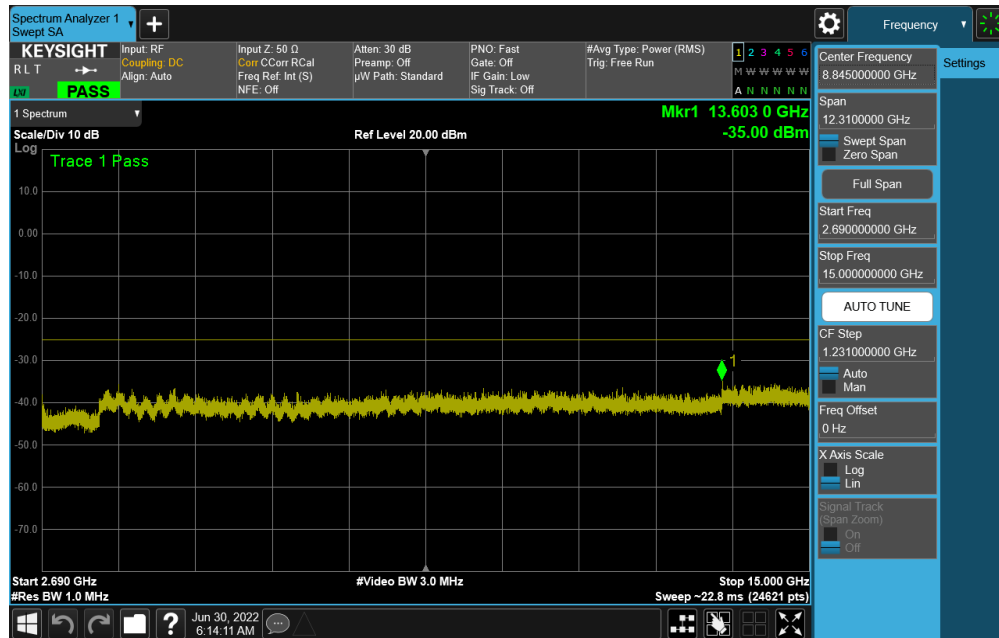


Plot 7-187. Conducted Spurious Plot (NR Band n41 - 100MHz DFT-s-OFDM QPSK - RB Size 1, RB Offset 0 - Mid Channel)

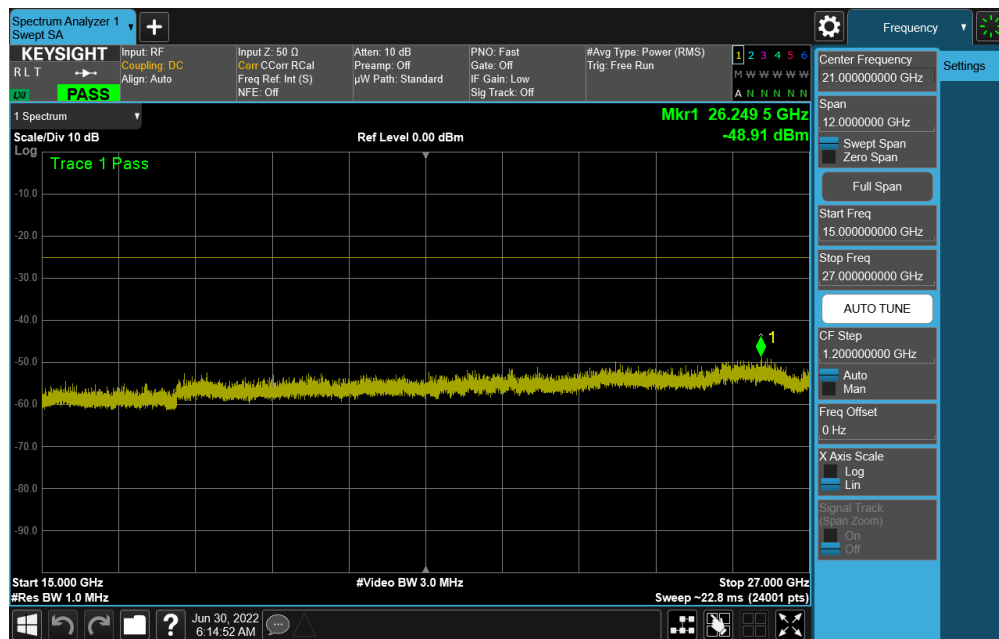
FCC ID: BCGA2764	PART 27 MEASUREMENT REPORT		Approved by: Technical Manager
Test Report S/N: 1C2205090028-04-R2.BCG	Test Dates: 5/30/2022 – 10/5/2022	EUT Type: Tablet Device	Page 115 of 278

V2.1 11/9/2021


Unless otherwise specified, no part of this report may be reproduced or utilized in any part, form or by any means, electronic or mechanical, including photocopying and microfilm, without permission in writing from Element Washington DC LLC. If you have any questions about this or have an enquiry about obtaining additional rights to this report or assembly of contents thereof, please contact ct.info@element.com.



Plot 7-188. Conducted Spurious Plot (NR Band n41 - 100MHz DFT-s-OFDM QPSK - RB Size 1, RB Offset 0 - Mid Channel)

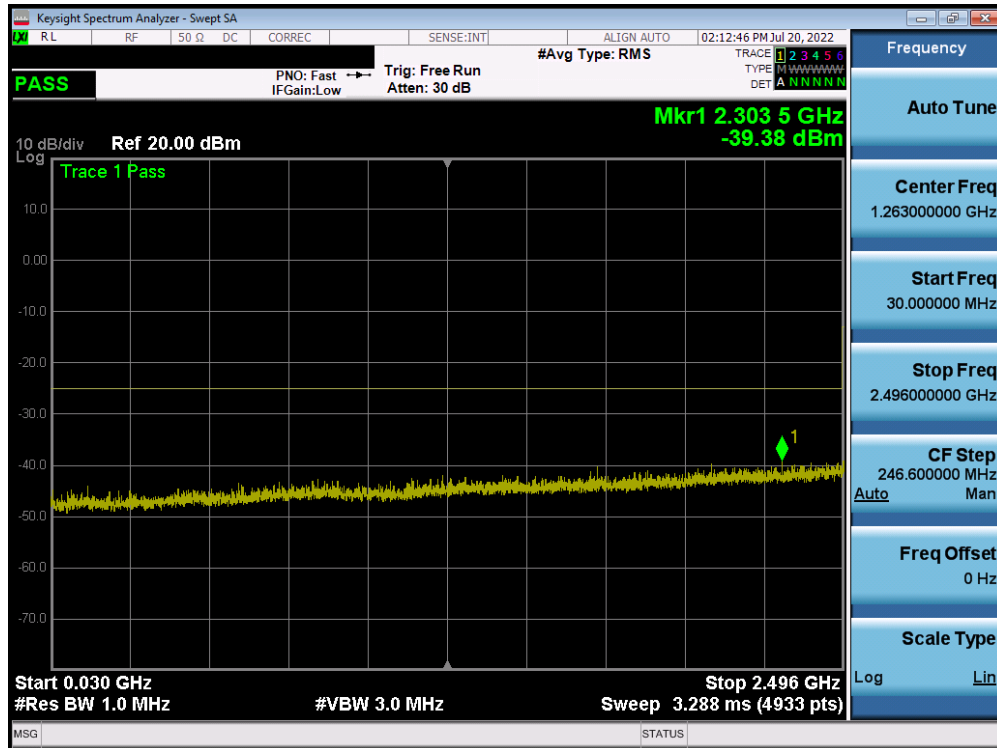


Plot 7-189. Conducted Spurious Plot (NR Band n41 - 100MHz DFT-s-OFDM QPSK - RB Size 1, RB Offset 0 - Mid Channel)

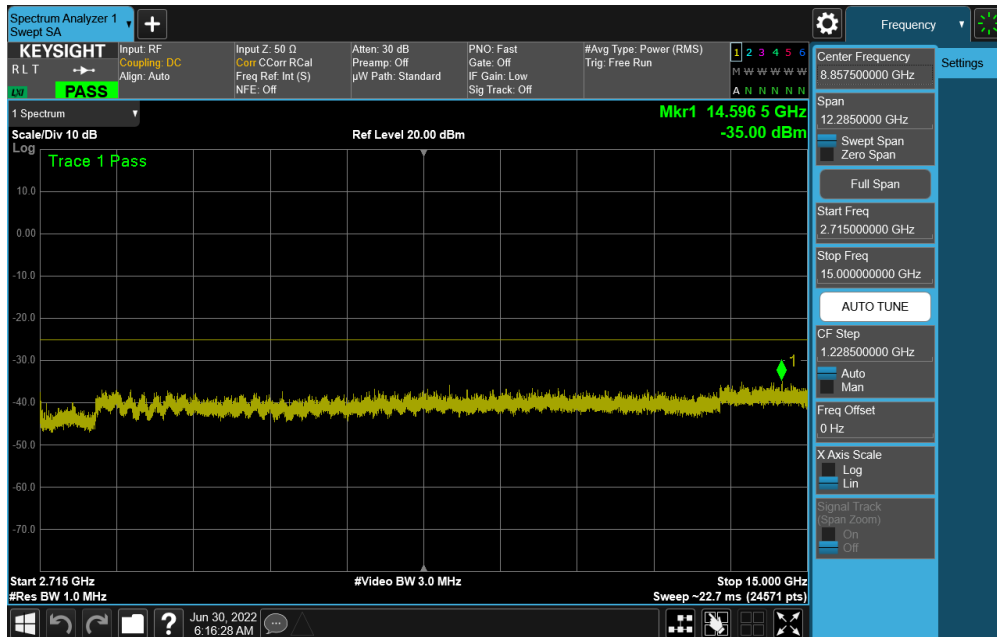
FCC ID: BCGA2764	 PART 27 MEASUREMENT REPORT		Approved by: Technical Manager
Test Report S/N: 1C2205090028-04-R2.BCG	Test Dates: 5/30/2022 – 10/5/2022	EUT Type: Tablet Device	Page 116 of 278

V2.1 11/9/2021

Unless otherwise specified, no part of this report may be reproduced or utilized in any part, form or by any means, electronic or mechanical, including photocopying and microfilm, without permission in writing from Element Washington DC LLC. If you have any questions about this or have an enquiry about obtaining additional rights to this report or assembly of contents thereof, please contact ct.info@element.com.



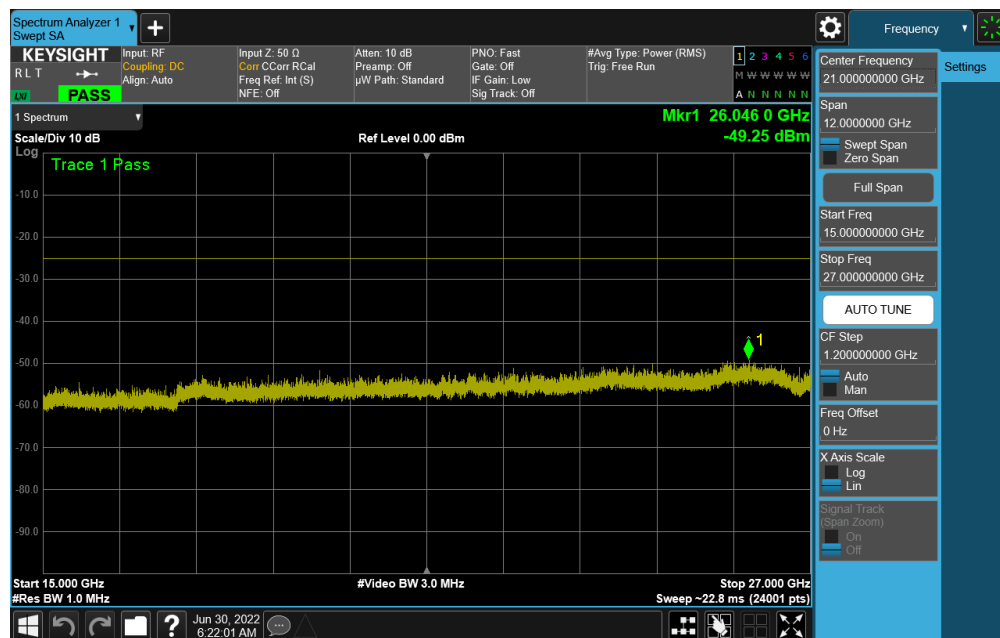
Plot 7-190. Conducted Spurious Plot (NR Band n41 - 100MHz DFT-s-OFDM QPSK - RB Size 1, RB Offset 0 - High Channel)




Plot 7-191. Conducted Spurious Plot (NR Band n41 - 100MHz DFT-s-OFDM QPSK - RB Size 1, RB Offset 0 - High Channel)

FCC ID: BCGA2764	PART 27 MEASUREMENT REPORT		Approved by: Technical Manager
Test Report S/N: 1C2205090028-04-R2.BCG	Test Dates: 5/30/2022 – 10/5/2022	EUT Type: Tablet Device	Page 117 of 278

V2.1 11/9/2021



Plot 7-192. Conducted Spurious Plot (NR Band n41 - 100MHz DFT-s-OFDM QPSK - RB Size 1, RB Offset 0 - High Channel)

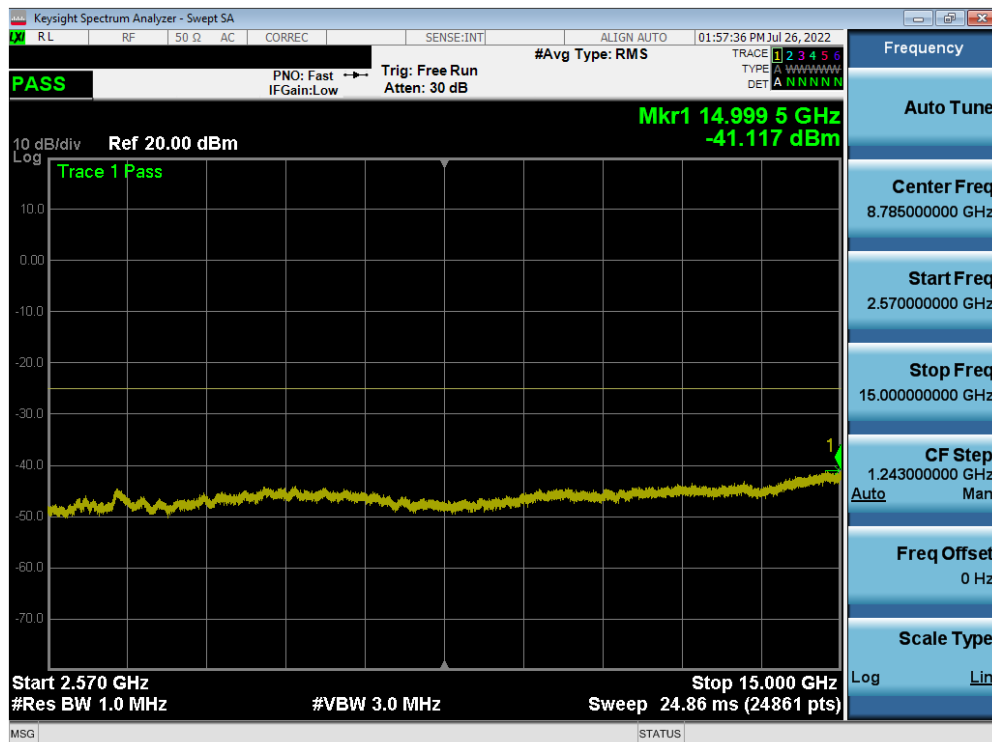
FCC ID: BCGA2764	 PART 27 MEASUREMENT REPORT		Approved by: Technical Manager
Test Report S/N: 1C2205090028-04-R2.BCG	Test Dates: 5/30/2022 – 10/5/2022	EUT Type: Tablet Device	Page 118 of 278

V2.1 11/9/2021

ULCA - LTE B7



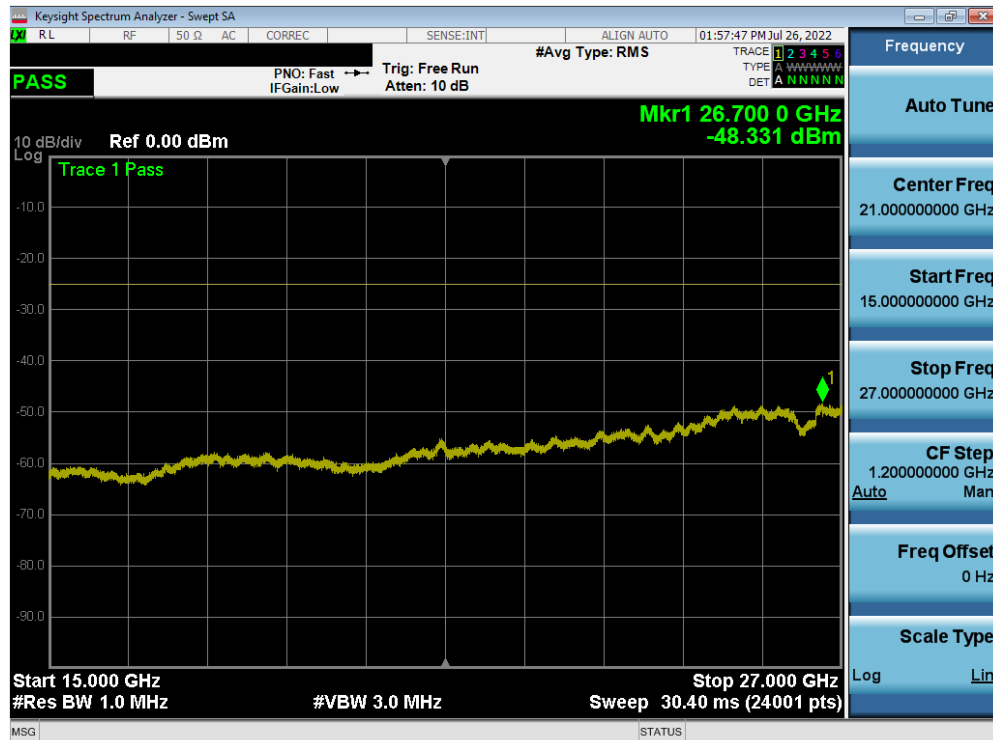
Plot 7-193. Conducted Spurious Plot (ULCA LTE B7 – (20+20)MHz QPSK - RB Size 1, RB Offset 0 - Low Channel)



Plot 7-194. Conducted Spurious Plot (ULCA LTE B7 - (20+20)MHz QPSK - RB Size 1, RB Offset 0 - Low Channel)

FCC ID: BCGA2764	element	PART 27 MEASUREMENT REPORT	Approved by: Technical Manager
Test Report S/N: 1C2205090028-04-R2.BCG	Test Dates: 5/30/2022 – 10/5/2022	EUT Type: Tablet Device	Page 119 of 278

V2.1 11/9/2021



Plot 7-195. Conducted Spurious Plot (ULCA LTE B7 - (20+20)MHz QPSK - RB Size 1, RB Offset 0 - Low Channel)

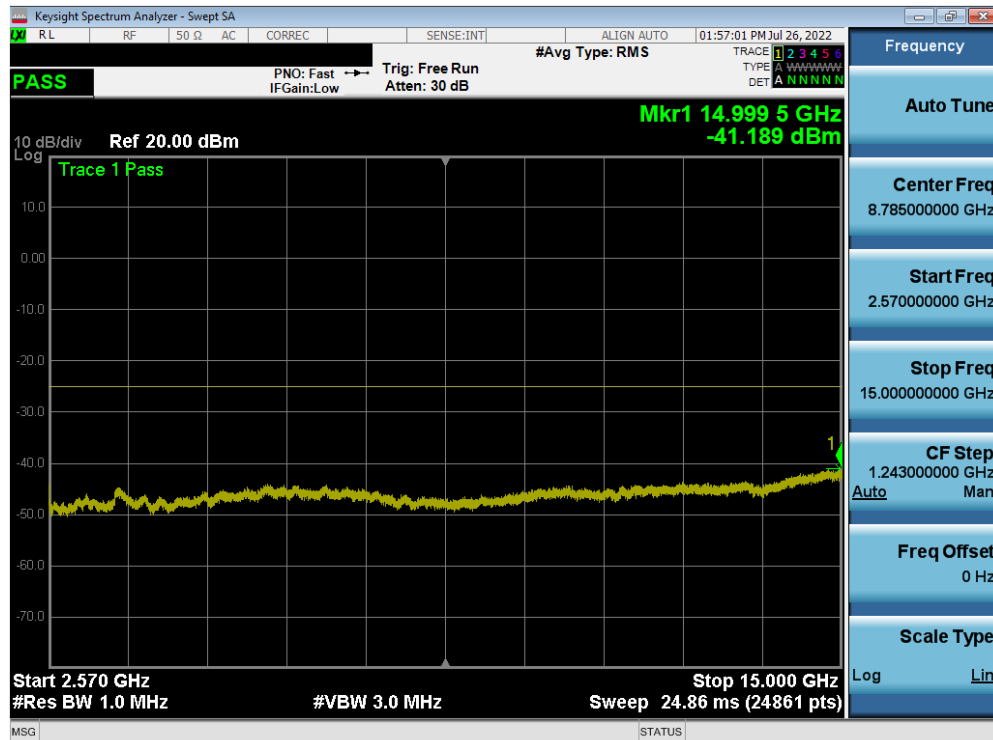


Plot 7-196. Conducted Spurious Plot (ULCA LTE B7 - (20+20)MHz QPSK - RB Size 1, RB Offset 0 - Mid Channel)

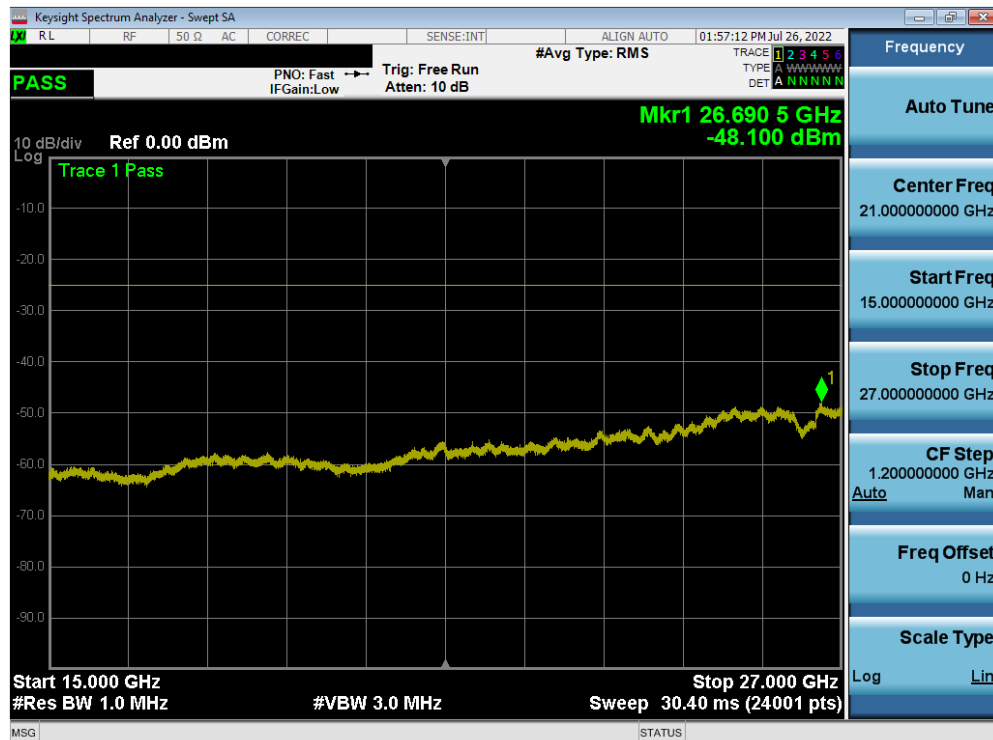
FCC ID: BCGA2764	PART 27 MEASUREMENT REPORT		Approved by: Technical Manager
Test Report S/N: 1C2205090028-04-R2.BCG	Test Dates: 5/30/2022 – 10/5/2022	EUT Type: Tablet Device	Page 120 of 278

V2.1 11/9/2021

Unless otherwise specified, no part of this report may be reproduced or utilized in any part, form or by any means, electronic or mechanical, including photocopying and microfilm, without permission in writing from Element Washington DC LLC. If you have any questions about this or have an enquiry about obtaining additional rights to this report or assembly of contents thereof, please contact ct.info@element.com.



Plot 7-197. Conducted Spurious Plot (ULCA LTE B7 - (20+20)MHz QPSK - RB Size 1, RB Offset 0 - Mid Channel)



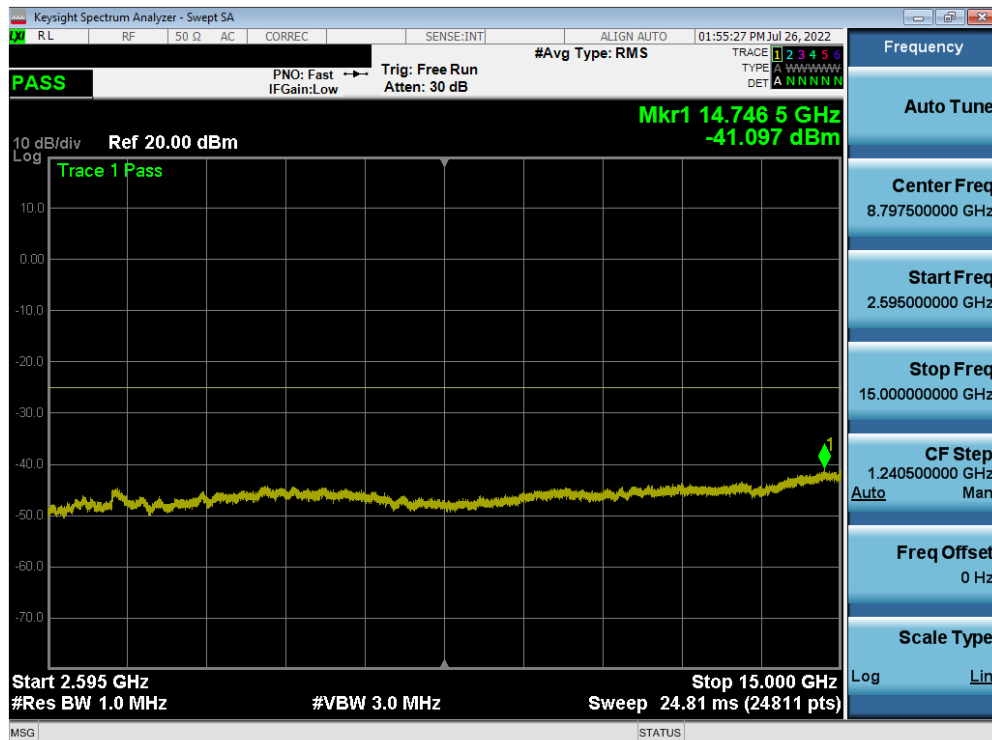
Plot 7-198. Conducted Spurious Plot (ULCA LTE B7 - (20+20)MHz QPSK - RB Size 1, RB Offset 0 - Mid Channel)

FCC ID: BCGA2764	PART 27 MEASUREMENT REPORT		Approved by: Technical Manager
Test Report S/N: 1C2205090028-04-R2.BCG	Test Dates: 5/30/2022 – 10/5/2022	EUT Type: Tablet Device	Page 121 of 278


V2.1 11/9/2021

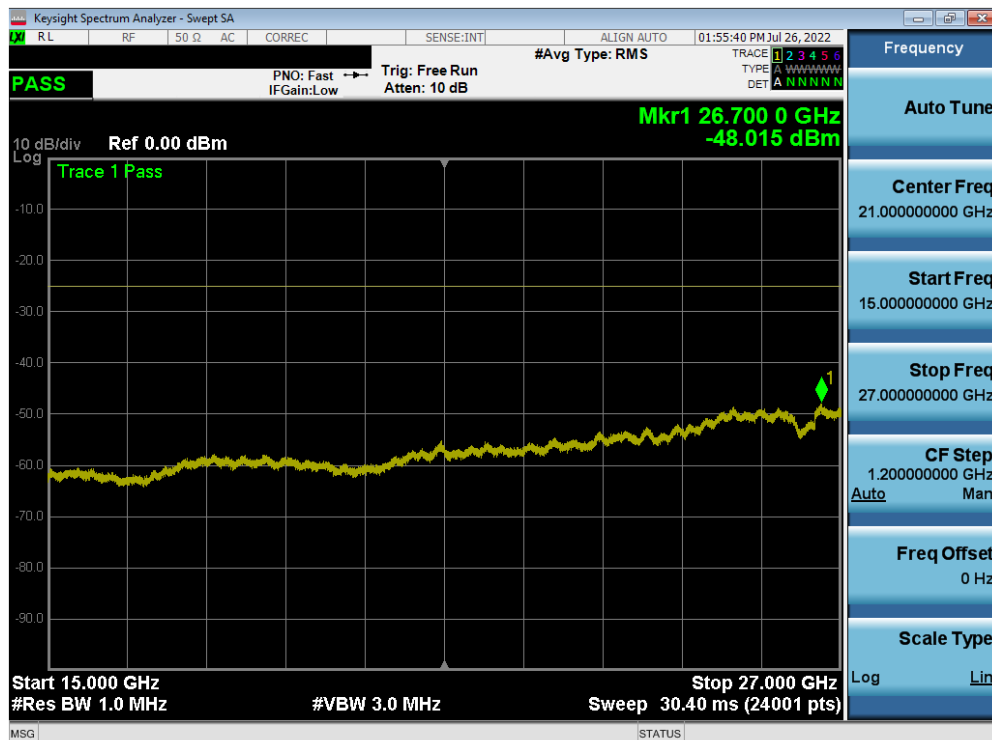


Plot 7-199. Conducted Spurious Plot (ULCA LTE B7 - (20+20)MHz QPSK - RB Size 1, RB Offset 0 - High Channel)




Plot 7-200. Conducted Spurious Plot (ULCA LTE B7 - (20+20)MHz QPSK - RB Size 1, RB Offset 0 - High Channel)

FCC ID: BCGA2764	 PART 27 MEASUREMENT REPORT		Approved by: Technical Manager
Test Report S/N: 1C2205090028-04-R2.BCG	Test Dates: 5/30/2022 – 10/5/2022	EUT Type: Tablet Device	Page 122 of 278

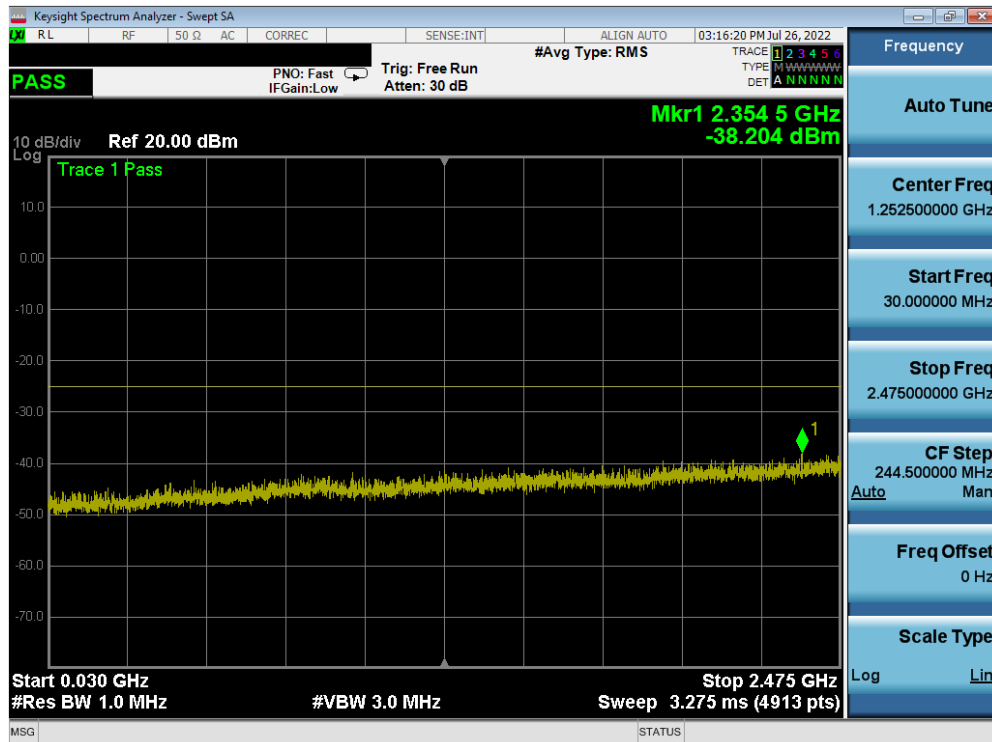


Plot 7-201. Conducted Spurious Plot (ULCA LTE B7 - (20+20)MHz QPSK - RB Size 1, RB Offset 0 - High Channel)

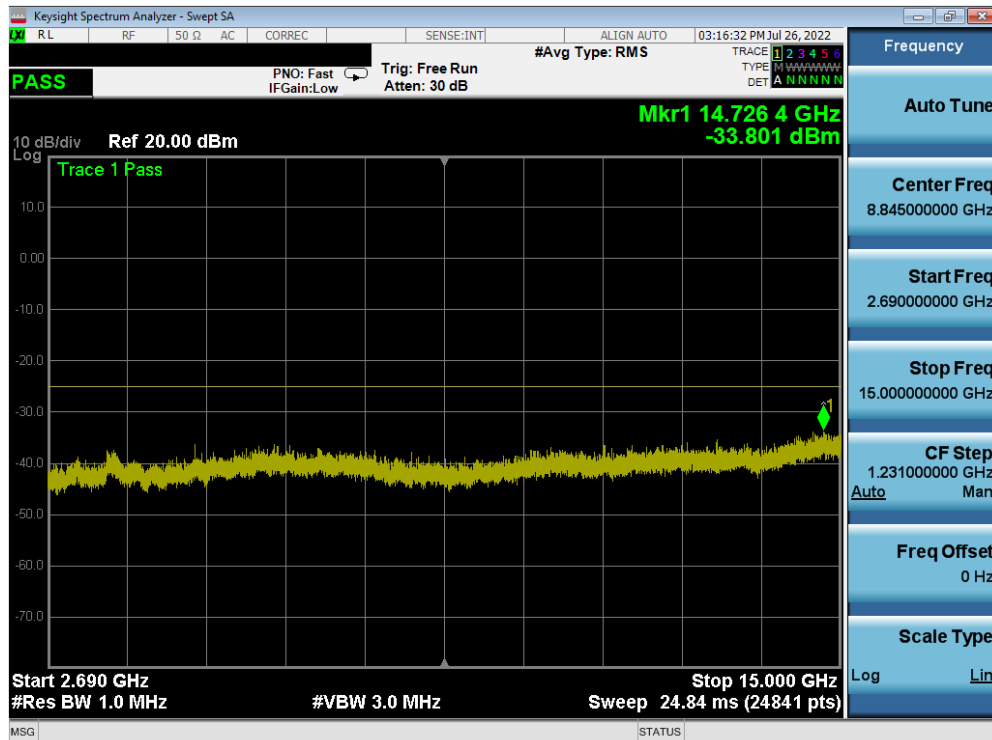
FCC ID: BCGA2764	 PART 27 MEASUREMENT REPORT		Approved by: Technical Manager
Test Report S/N: 1C2205090028-04-R2.BCG	Test Dates: 5/30/2022 – 10/5/2022	EUT Type: Tablet Device	Page 123 of 278

V2.1 11/9/2021

ULCA - LTE B41

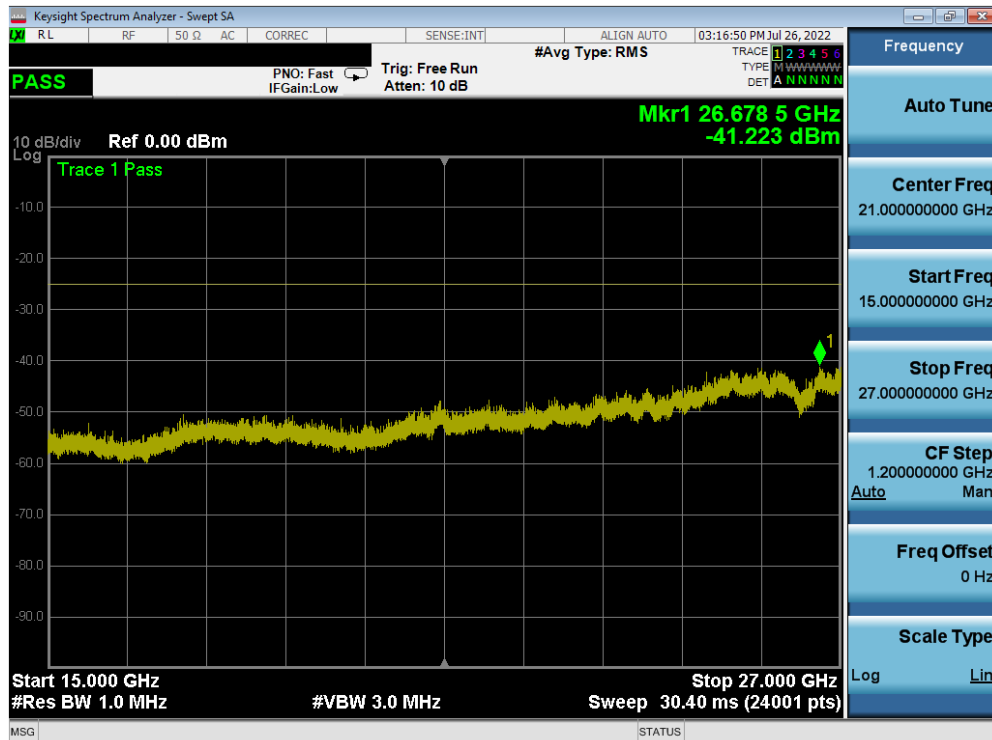


Plot 7-202. Conducted Spurious Plot (ULCA LTE B41 - (20+20)MHz QPSK - RB Size 1, RB Offset 0 - Low Channel)

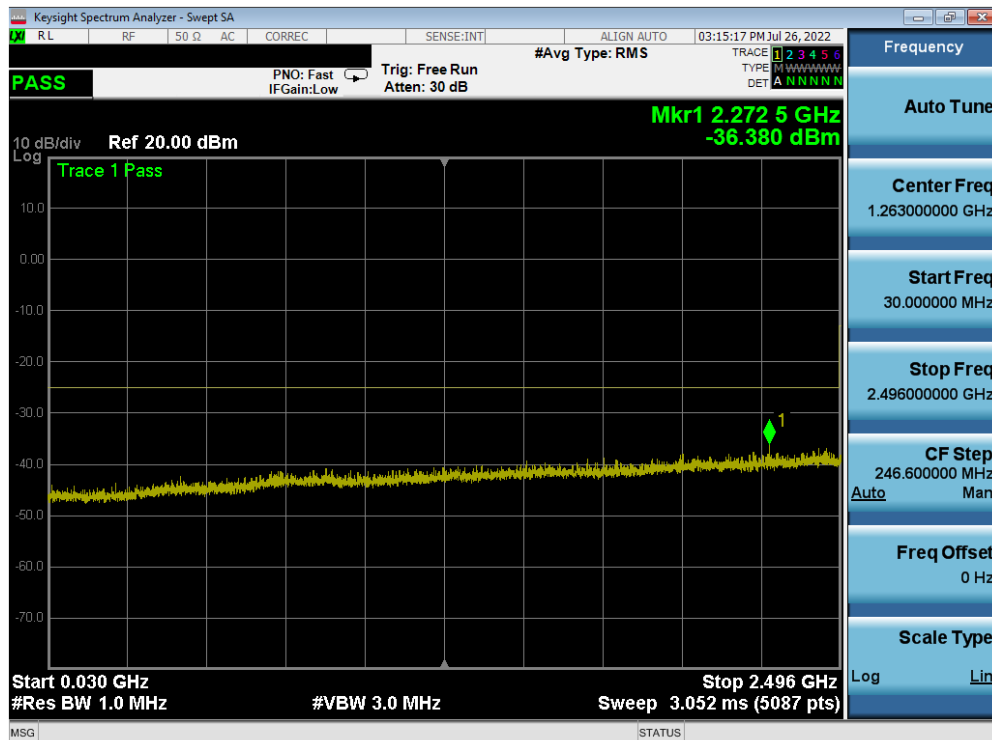


Plot 7-203. Conducted Spurious Plot (ULCA LTE B41 - (20+20)MHz QPSK - RB Size 1, RB Offset 0 - Low Channel)

FCC ID: BCGA2764	element	PART 27 MEASUREMENT REPORT	Approved by: Technical Manager
Test Report S/N: 1C2205090028-04-R2.BCG	Test Dates: 5/30/2022 – 10/5/2022	EUT Type: Tablet Device	Page 124 of 278

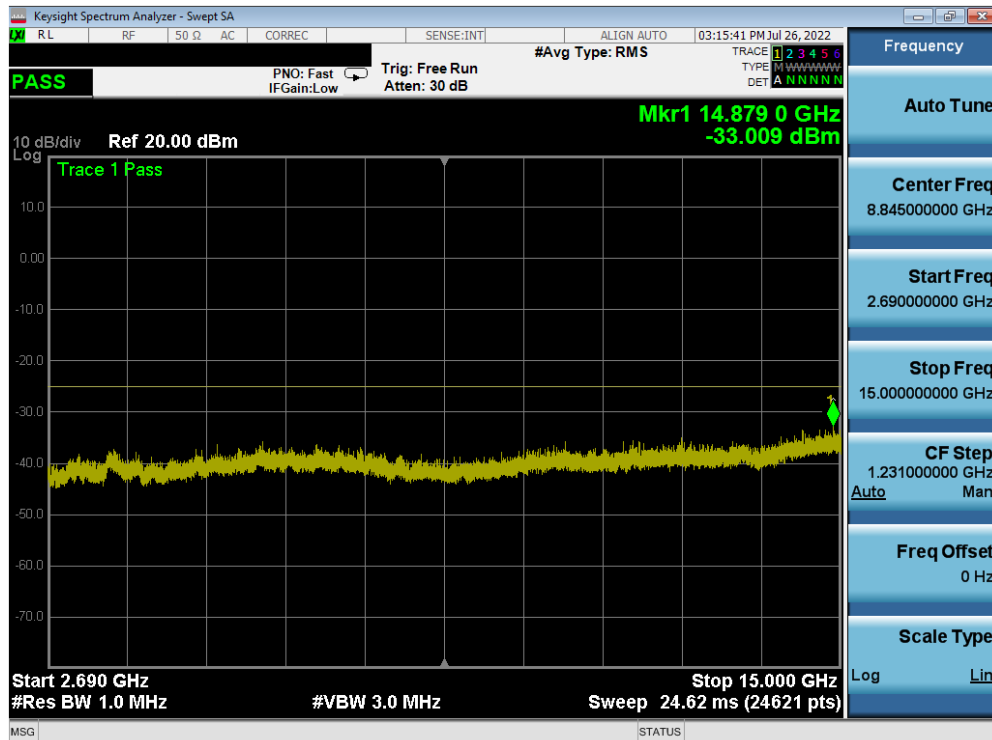


Plot 7-204. Conducted Spurious Plot (ULCA LTE B41 - (20+20)MHz QPSK - RB Size 1, RB Offset 0 - Low Channel)

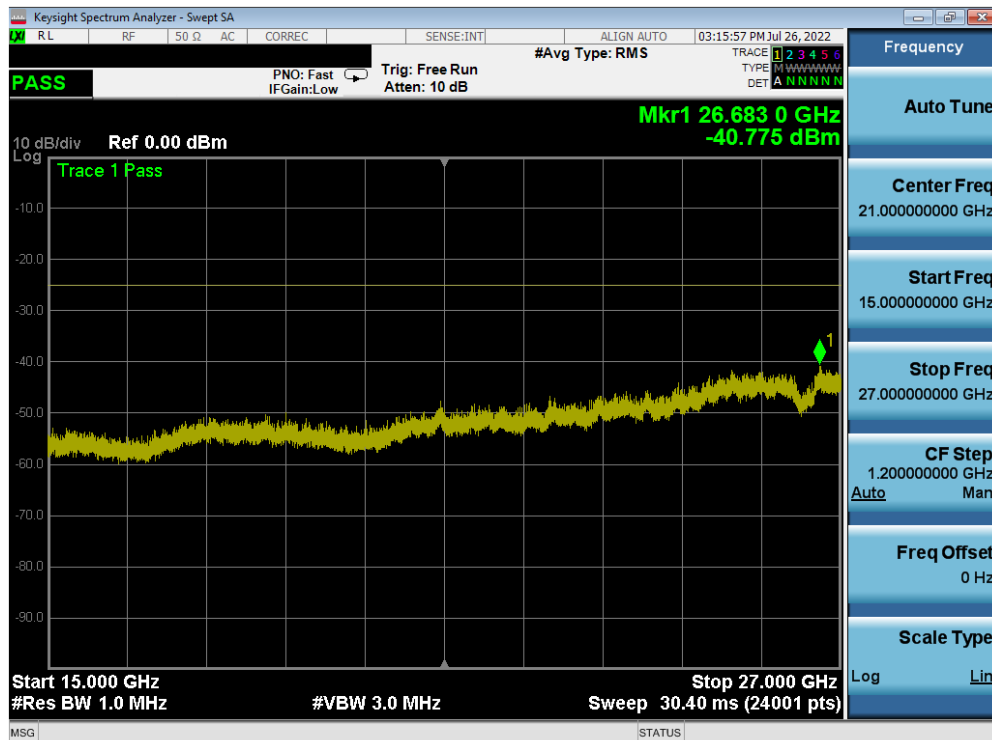


Plot 7-205. Conducted Spurious Plot (ULCA LTE B41 - (20+20)MHz QPSK - RB Size 1, RB Offset 0 - Mid Channel)

FCC ID: BCGA2764	element	PART 27 MEASUREMENT REPORT	Approved by: Technical Manager
Test Report S/N: 1C2205090028-04-R2.BCG	Test Dates: 5/30/2022 – 10/5/2022	EUT Type: Tablet Device	Page 125 of 278



Plot 7-206. Conducted Spurious Plot (ULCA LTE B41 - (20+20)MHz QPSK - RB Size 1, RB Offset 0 - Mid Channel)



Plot 7-207. Conducted Spurious Plot (ULCA LTE B41 - (20+20)MHz QPSK - RB Size 1, RB Offset 0 - Mid Channel)

FCC ID: BCGA2764	element	PART 27 MEASUREMENT REPORT	Approved by: Technical Manager
Test Report S/N: 1C2205090028-04-R2.BCG	Test Dates: 5/30/2022 – 10/5/2022	EUT Type: Tablet Device	Page 126 of 278