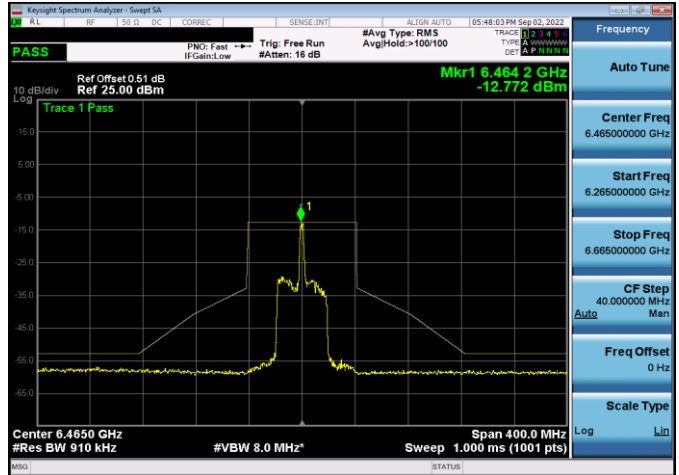
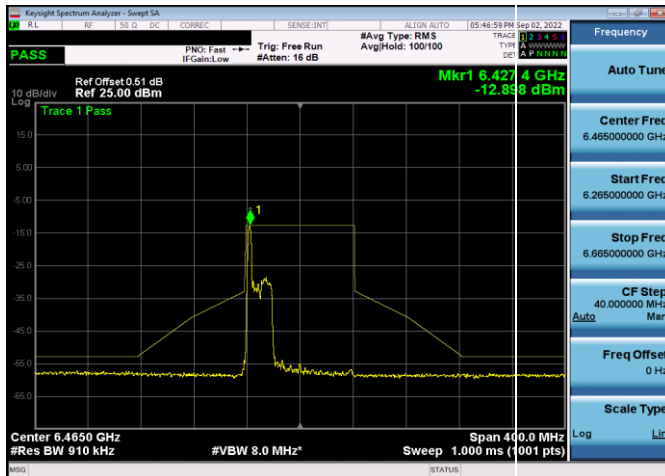


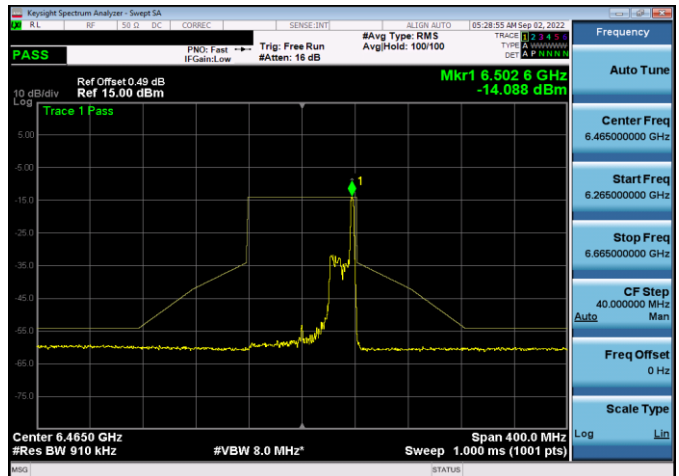
Plot 7-561. In-Band Emission Plot SDM Antenna 5b (80MHz 802.11ax RU26 (UNII Band 6) – Ch. 103)



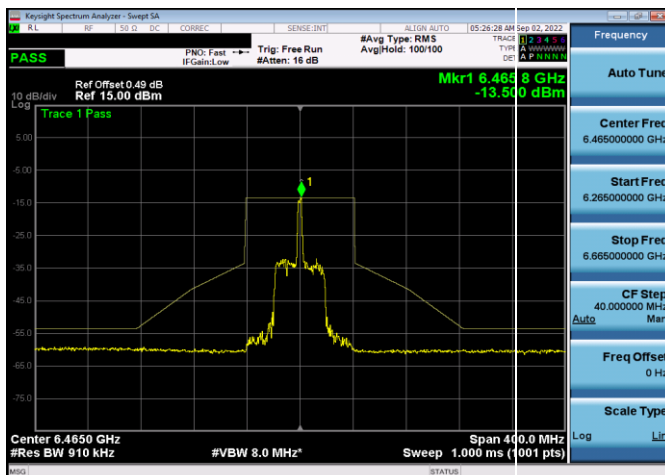
Plot 7-564. In-Band Emission Plot SDM Antenna 4a (80MHz 802.11ax RU26 (UNII Band 6) – Ch. 103)



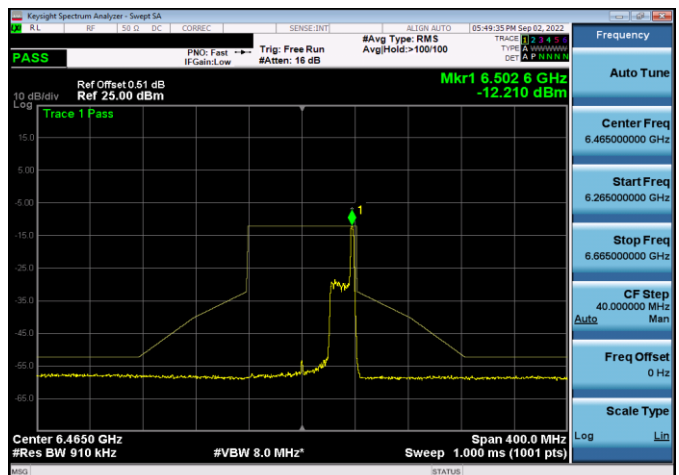
Plot 7-562. In-Band Emission Plot SDM Antenna 4a (80MHz 802.11ax RU26 (UNII Band 6) – Ch. 103)



Plot 7-565. In-Band Emission Plot SDM Antenna 5b (80MHz 802.11ax RU26 (UNII Band 6) – Ch. 103)

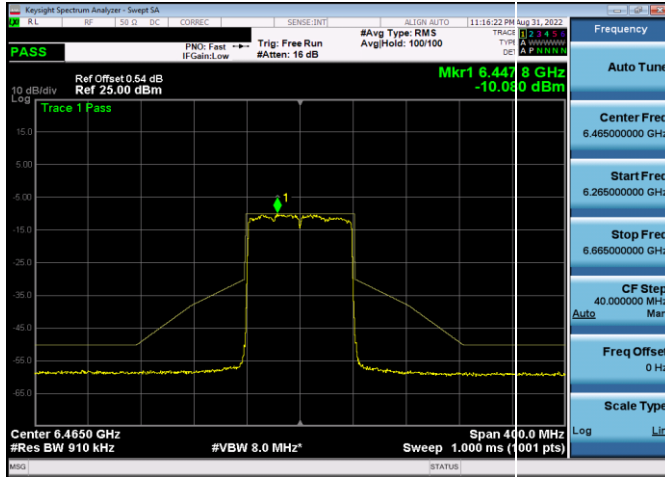


Plot 7-563. In-Band Emission Plot SDM Antenna 5b (80MHz 802.11ax RU26 (UNII Band 6) – Ch. 103)

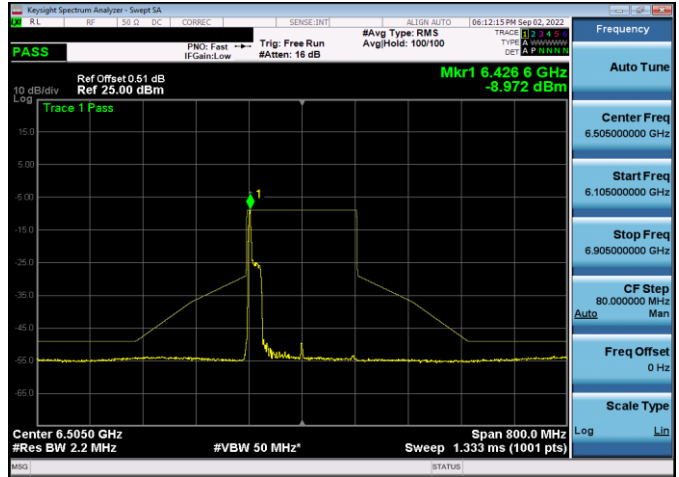


Plot 7-566. In-Band Emission Plot SDM Antenna 4a (80MHz 802.11ax RU26 (UNII Band 6) – Ch. 103)

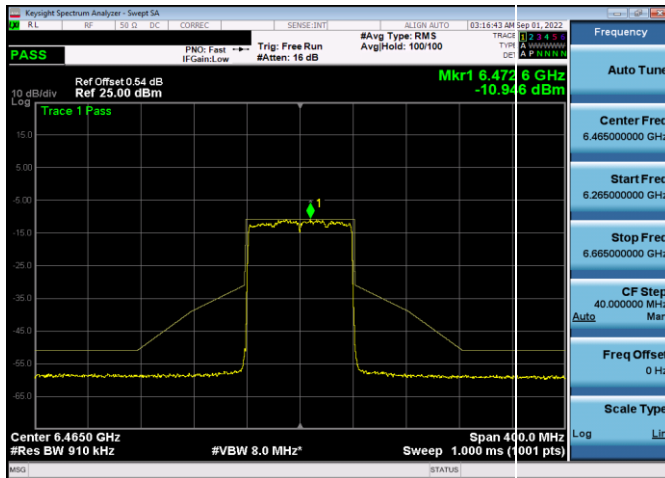
FCC ID: BCGA2435 IC: 579C-A2435	element	MEASUREMENT REPORT (CERTIFICATION)	Approved by: Technical Manager
Test Report S/N: 1C2205090025-22-R3.BCG	Test Dates: 05/27/2022 - 9/12/2022	EUT Type: Tablet Device	Page 147 of 323



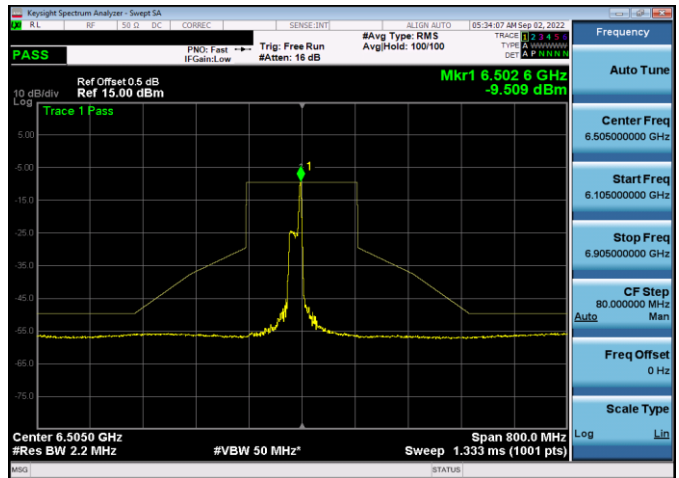
Plot 7-567. In-Band Emission Plot SDM Antenna 5b (80MHz 802.11ax RU996 (UNII Band 6) – Ch. 103)



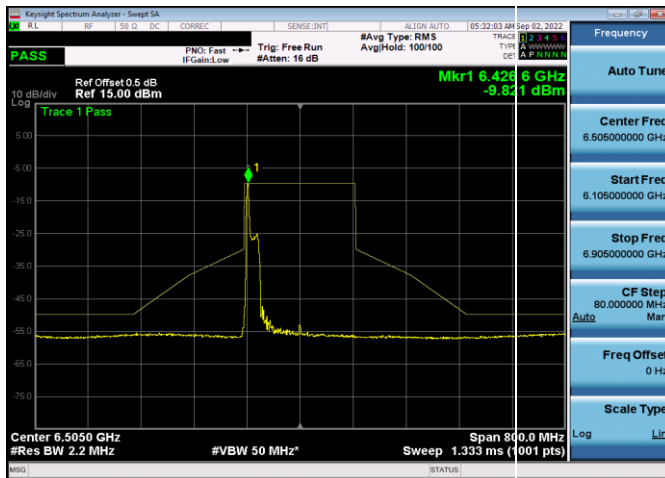
Plot 7-570. In-Band Emission Plot SDM Antenna 4a (160MHz 802.11ax RU26 (UNII Band 6) – Ch. 111)



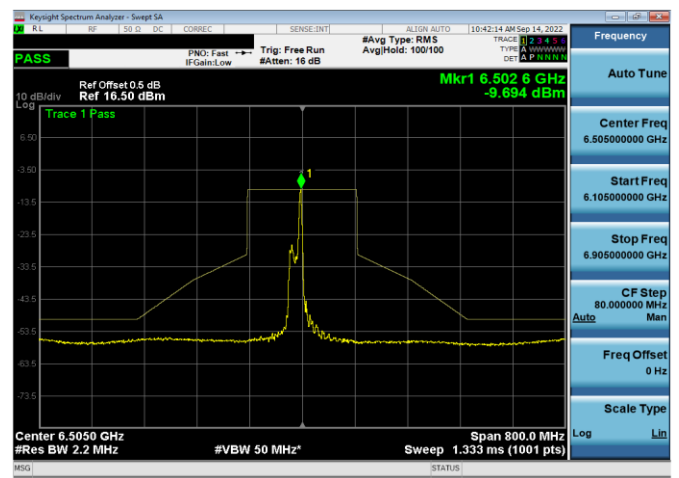
Plot 7-568. In-Band Emission Plot SDM Antenna 4a (80MHz 802.11ax RU996 (UNII Band 6) – Ch. 103)



Plot 7-571. In-Band Emission Plot SDM Antenna 5b (160MHz 802.11ax RU26 (UNII Band 6) – Ch. 111)

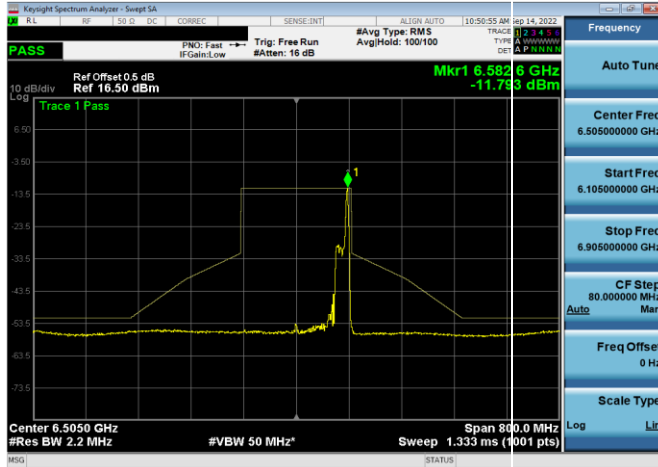


Plot 7-569. In-Band Emission Plot SDM Antenna 5b (160MHz 802.11ax RU26 (UNII Band 6) – Ch. 111)

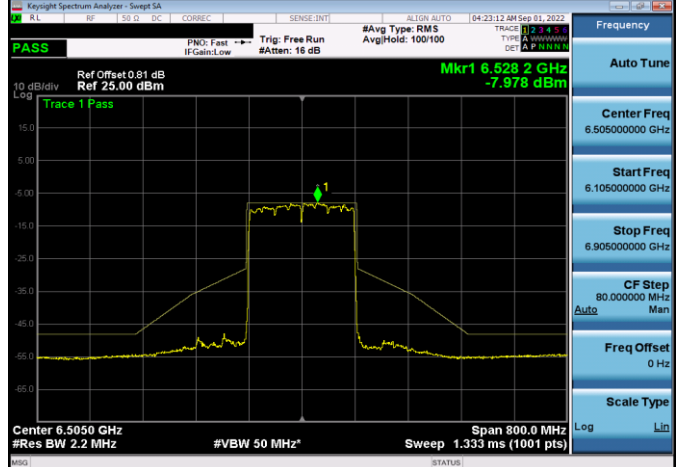


Plot 7-572. In-Band Emission Plot SDM Antenna 4a (160MHz 802.11ax RU26 (UNII Band 6) – Ch. 111)

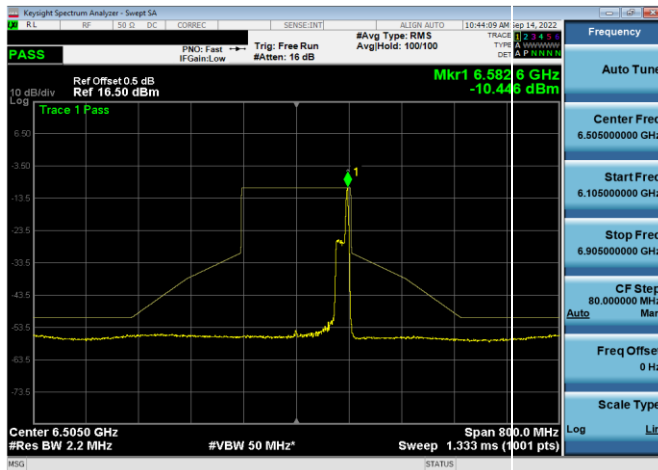
FCC ID: BCGA2435 IC: 579C-A2435		MEASUREMENT REPORT (CERTIFICATION)	Approved by: Technical Manager
Test Report S/N: 1C2205090025-22-R3.BCG			
Test Dates: 05/27/2022 - 9/12/2022	EUT Type: Tablet Device		Page 148 of 323



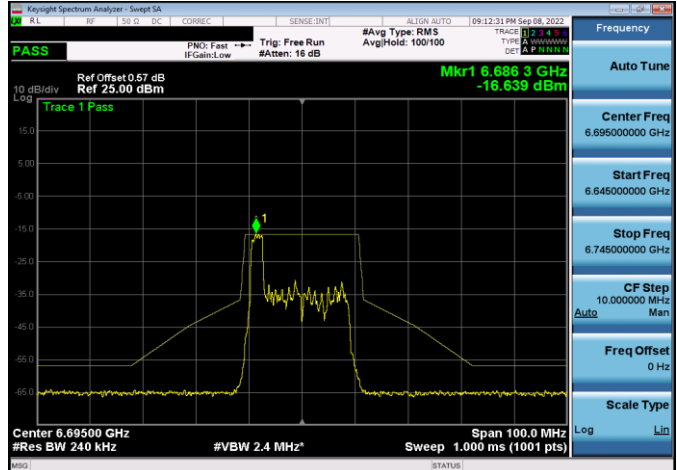
Plot 7-573. In-Band Emission Plot SDM Antenna 5b (160MHz 802.11ax RU26 (UNII Band 6) – Ch. 111)



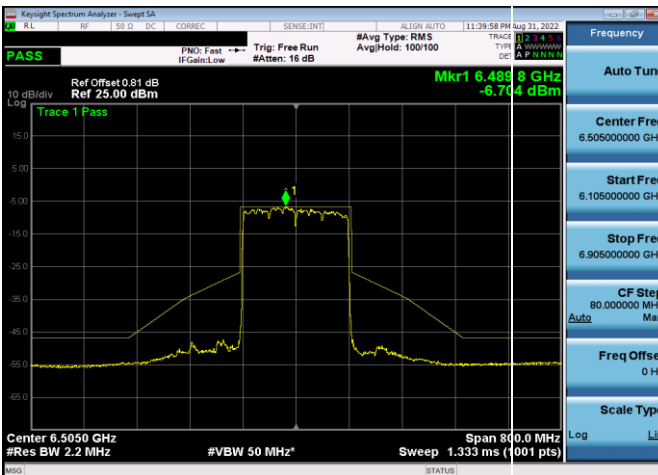
Plot 7-576. In-Band Emission Plot SDM Antenna 4a (160MHz 802.11ax RU484 (UNII Band 6) – Ch. 111)



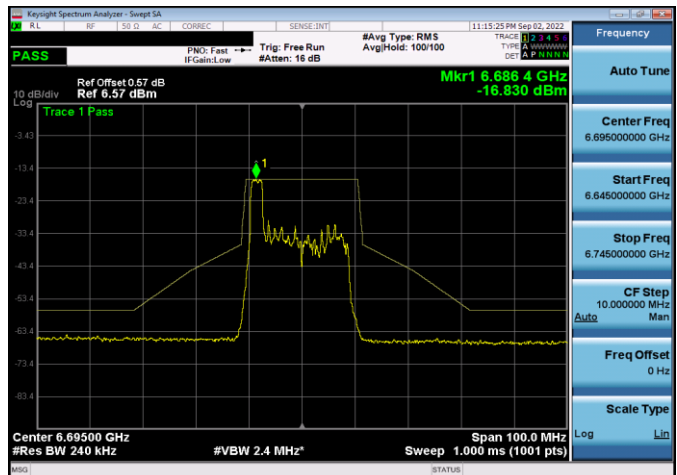
Plot 7-574. In-Band Emission Plot SDM Antenna 4a (160MHz 802.11ax RU26 (UNII Band 6) – Ch. 111)



Plot 7-577. In-Band Emission Plot SDM Antenna 5b (20MHz 802.11ax RU26 (UNII Band 7) – Ch. 149)

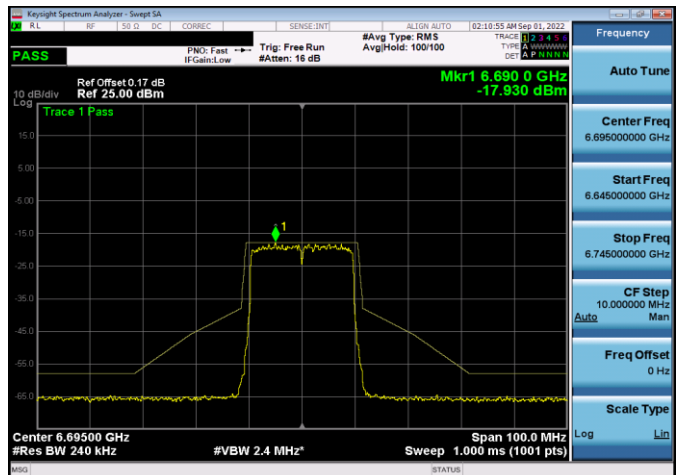
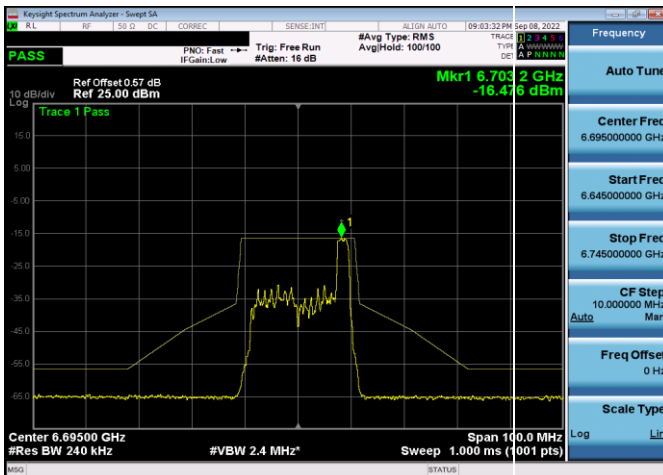
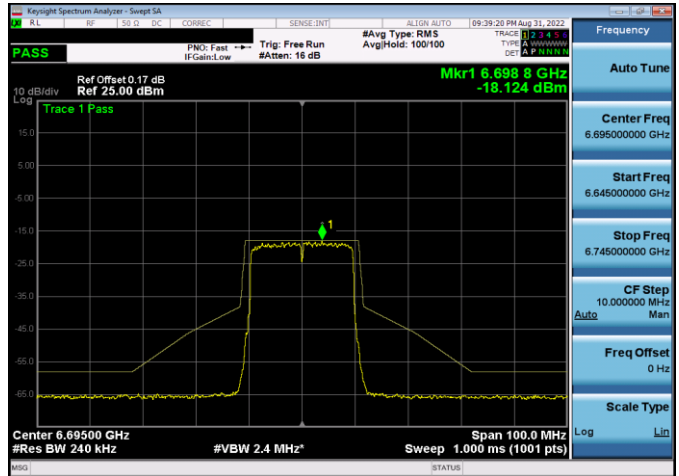
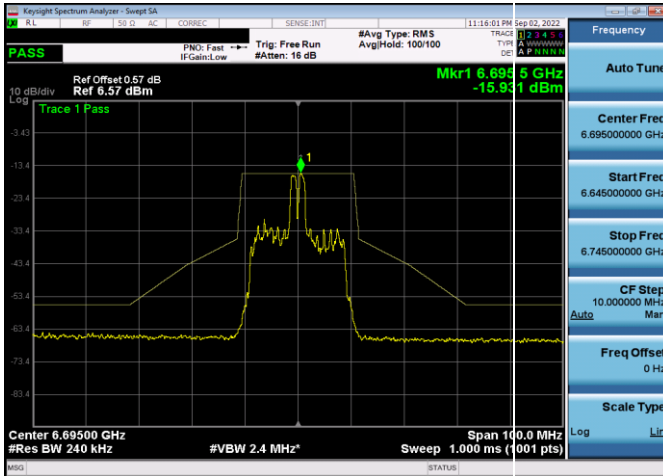
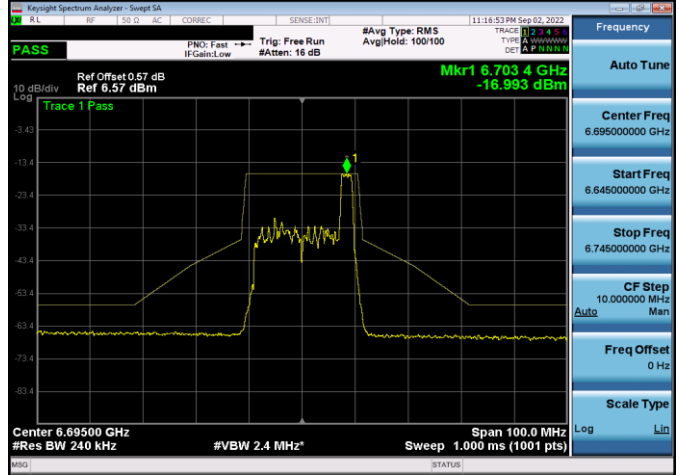
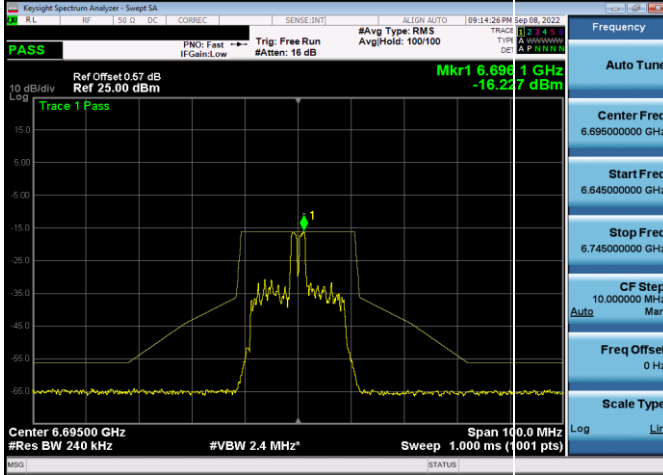


Plot 7-575. In-Band Emission Plot SDM Antenna 5b (160MHz 802.11ax RU484 (UNII Band 6) – Ch. 111)

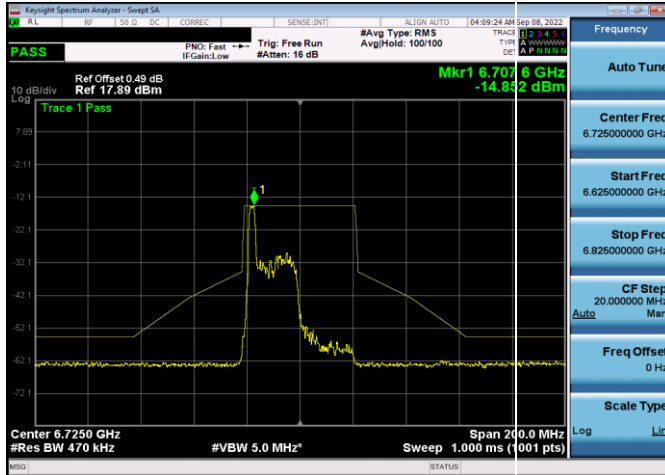


Plot 7-578. In-Band Emission Plot SDM Antenna 4a (20MHz 802.11ax RU26 (UNII Band 7) – Ch. 149)

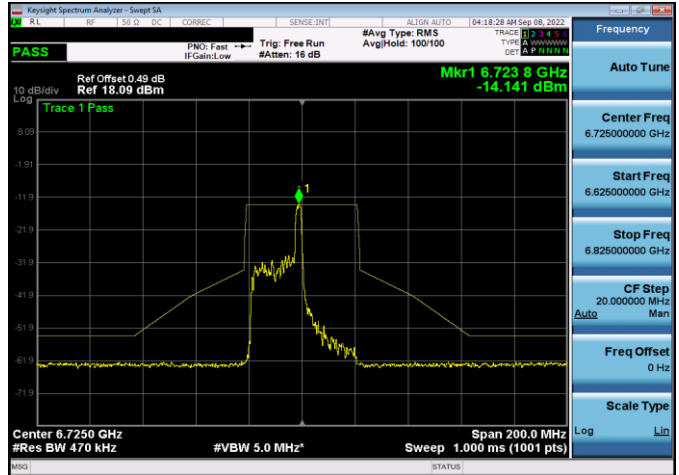
<b>FCC ID:</b> BCGA2435 <b>IC:</b> 579C-A2435	 <b>MEASUREMENT REPORT (CERTIFICATION)</b>		<b>Approved by:</b> Technical Manager
<b>Test Report S/N:</b> 1C2205090025-22-R3.BCG	<b>Test Dates:</b> 05/27/2022 - 9/12/2022	<b>EUT Type:</b> Tablet Device	Page 149 of 323



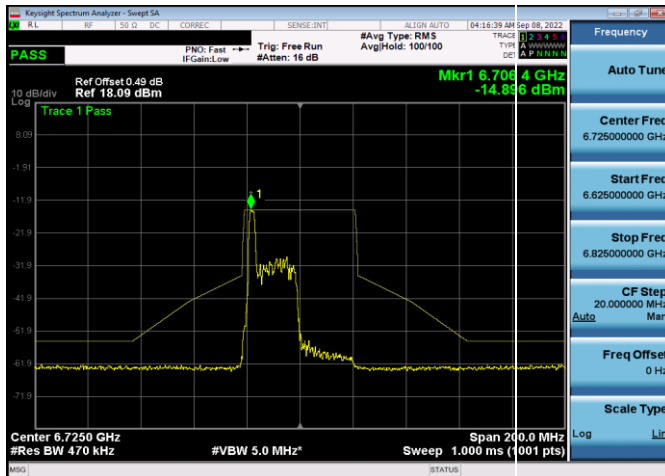
FCC ID: BCGA2435 IC: 579C-A2435		MEASUREMENT REPORT (CERTIFICATION)	Approved by: Technical Manager
Test Report S/N: 1C2205090025-22-R3.BCG			
Test Dates: 05/27/2022 - 9/12/2022	EUT Type: Tablet Device		Page 150 of 323



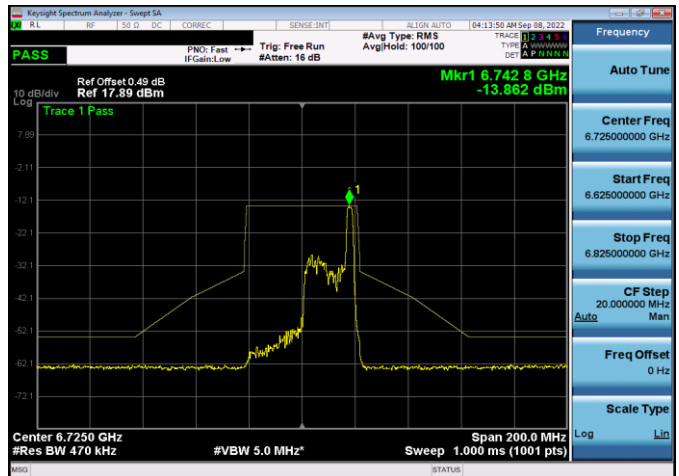
Plot 7-585. In-Band Emission Plot SDM Antenna 5b (40MHz 802.11ax RU26 (UNII Band 7) – Ch. 155)



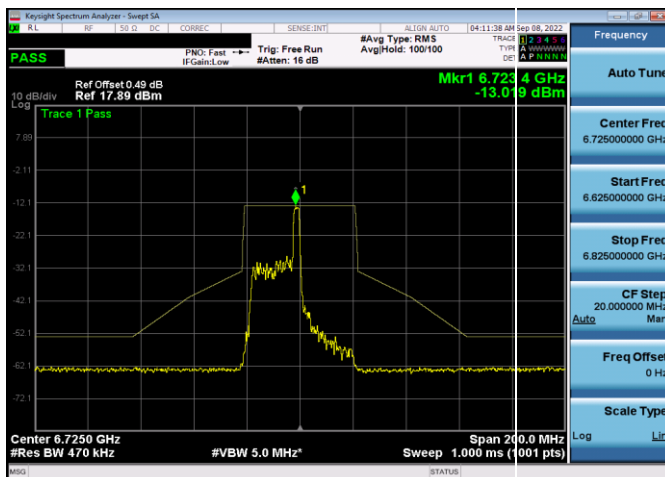
Plot 7-588. In-Band Emission Plot SDM Antenna 4a (40MHz 802.11ax RU26 (UNII Band 7) – Ch. 155)



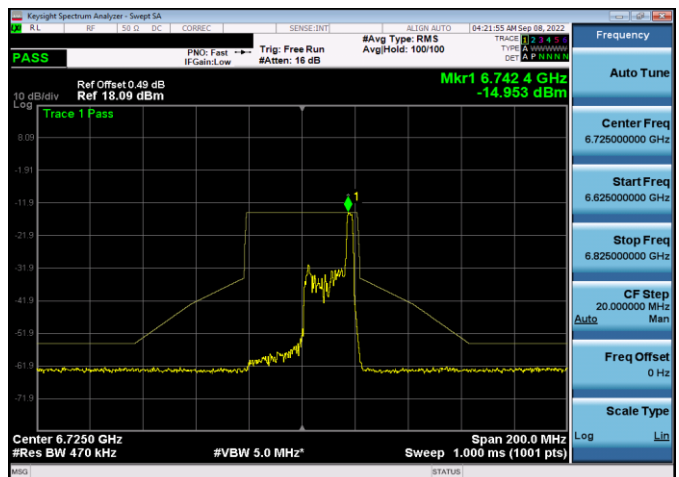
Plot 7-586. In-Band Emission Plot SDM Antenna 4a (40MHz 802.11ax RU26 (UNII Band 7) – Ch. 155)



Plot 7-589. In-Band Emission Plot SDM Antenna 5b (40MHz 802.11ax RU26 (UNII Band 7) – Ch. 155)



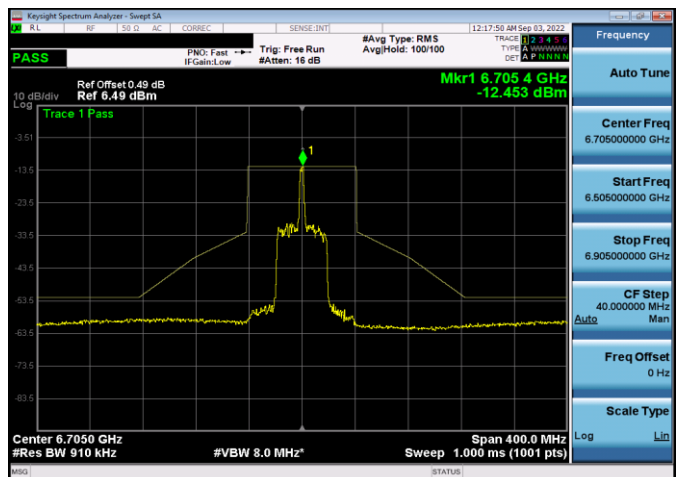
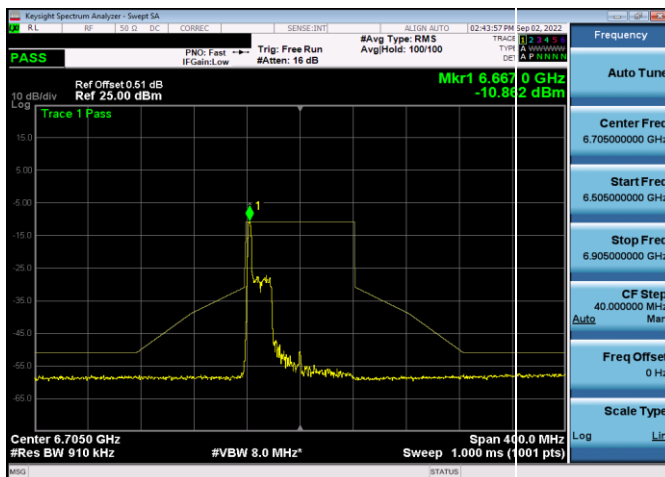
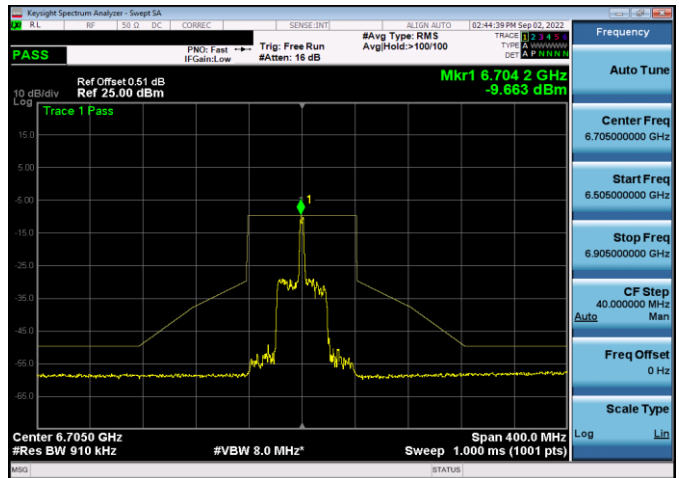
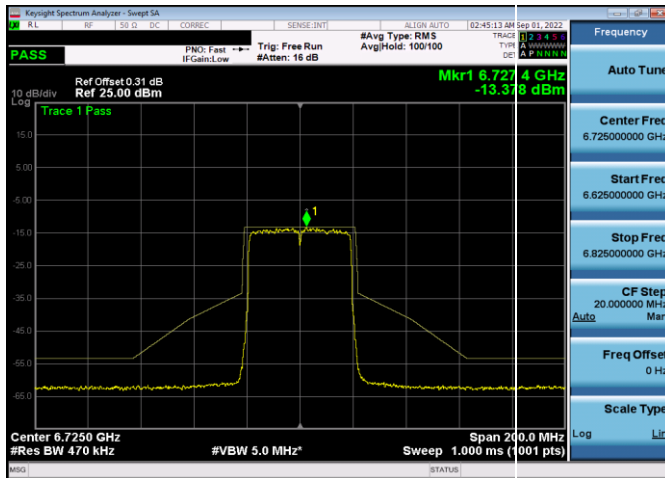
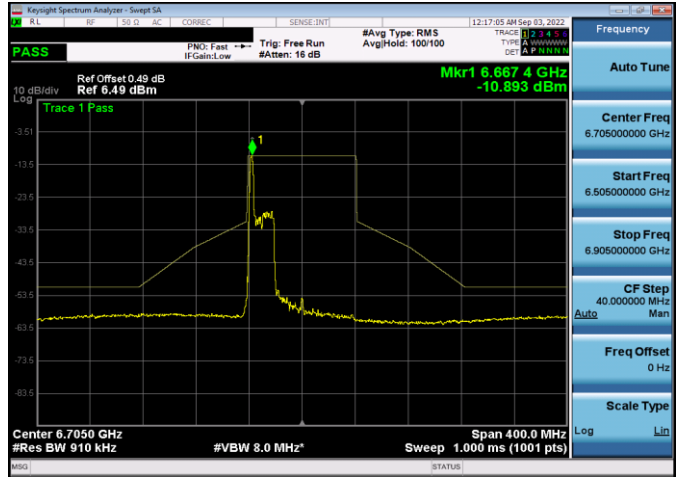
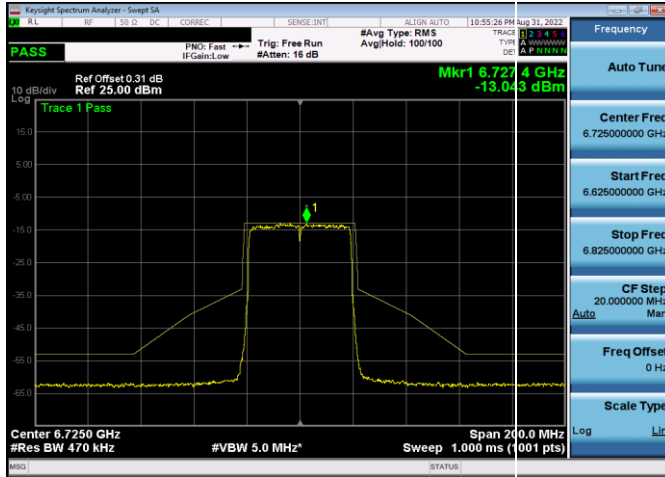
Plot 7-587. In-Band Emission Plot SDM Antenna 5b (40MHz 802.11ax RU26 (UNII Band 7) – Ch. 155)



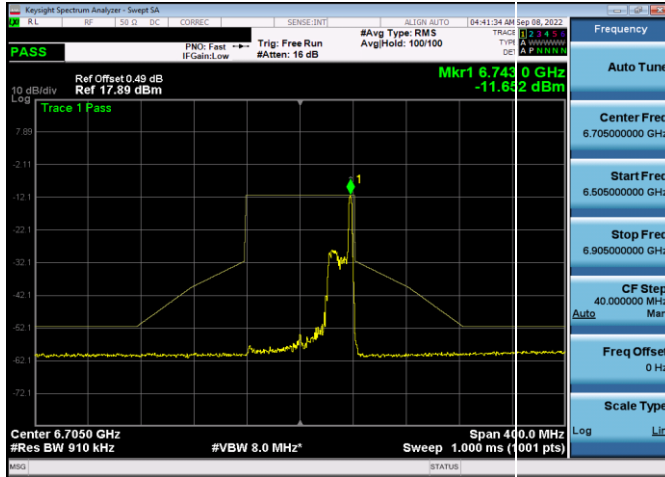
Plot 7-590. In-Band Emission Plot SDM Antenna 4a (40MHz 802.11ax RU26 (UNII Band 7) – Ch. 155)

<b>FCC ID:</b> BCGA2435 <b>IC:</b> 579C-A2435	 <b>MEASUREMENT REPORT (CERTIFICATION)</b>		<b>Approved by:</b> Technical Manager
<b>Test Report S/N:</b> 1C2205090025-22-R3.BCG	<b>Test Dates:</b> 05/27/2022 - 9/12/2022	<b>EUT Type:</b> Tablet Device	Page 151 of 323

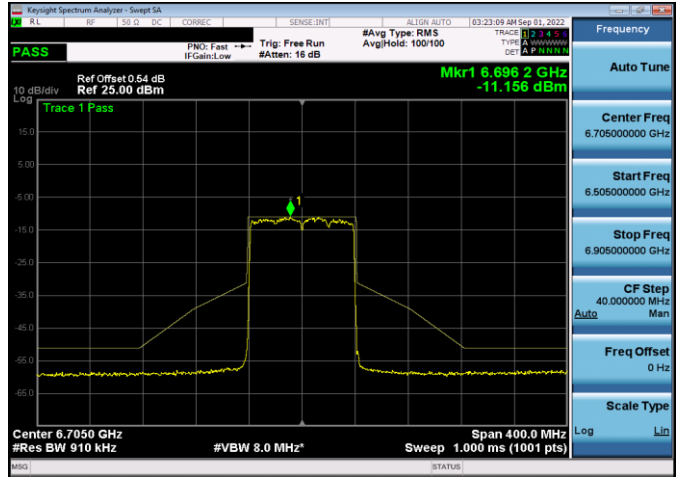




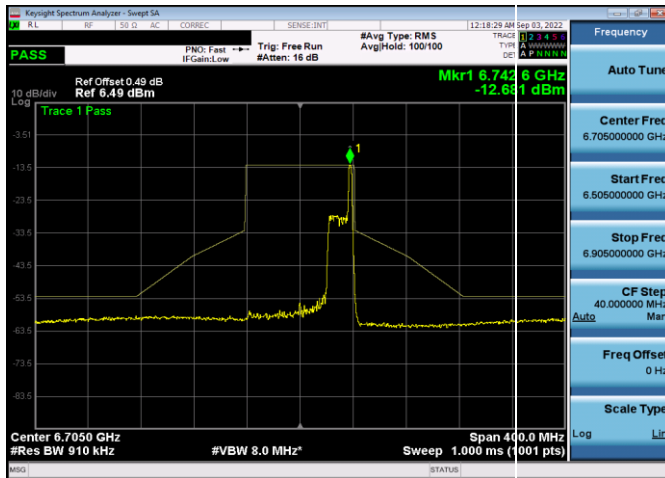
FCC ID: BCGA2435 IC: 579C-A2435		MEASUREMENT REPORT (CERTIFICATION)	Approved by: Technical Manager
Test Report S/N: 1C2205090025-22-R3.BCG			
Test Dates: 05/27/2022 - 9/12/2022	EUT Type: Tablet Device		Page 152 of 323



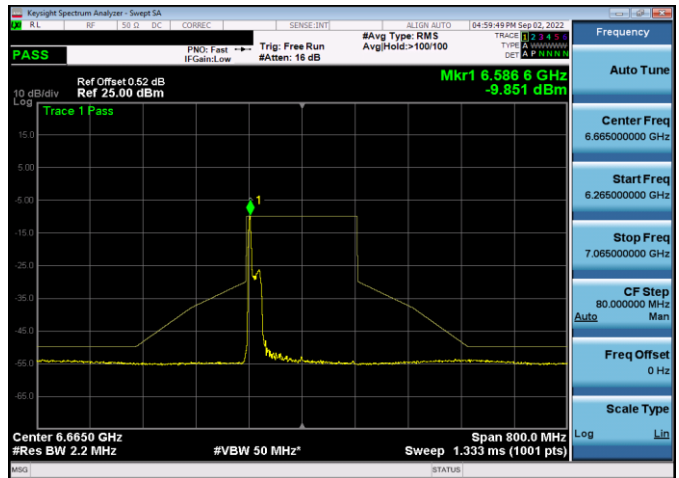
Plot 7-597. In-Band Emission Plot SDM Antenna 5b (80MHz 802.11ax RU26 (UNII Band 7) – Ch. 151)



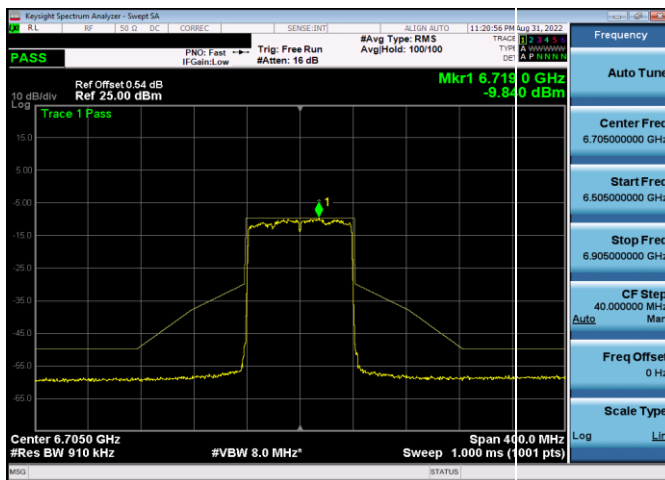
Plot 7-600. In-Band Emission Plot SDM Antenna 4a (80MHz 802.11ax RU996 (UNII Band 7) – Ch. 151)



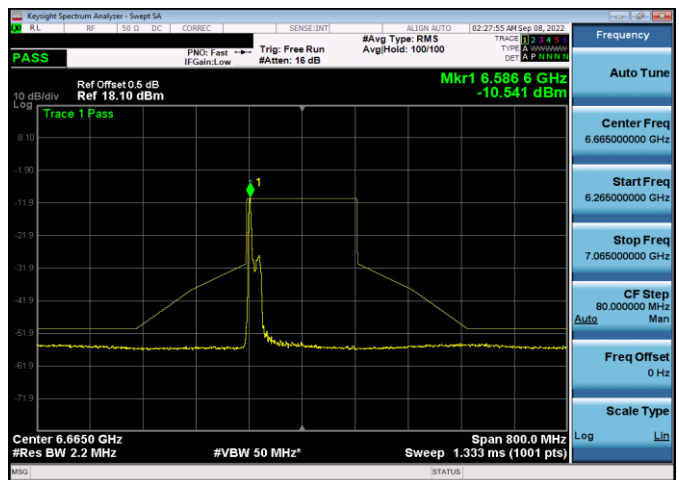
Plot 7-598. In-Band Emission Plot SDM Antenna 4a (80MHz 802.11ax RU26 (UNII Band 7) – Ch. 151)



Plot 7-601. In-Band Emission Plot SDM Antenna 5b (160MHz 802.11ax RU26 (UNII Band 7) – Ch. 143)

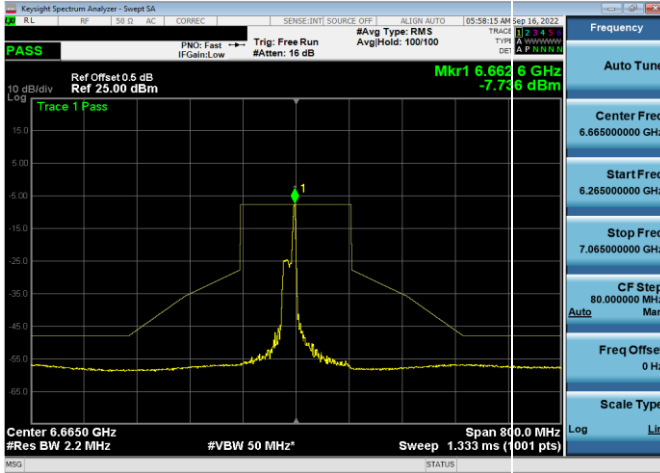


Plot 7-599. In-Band Emission Plot SDM Antenna 5b (80MHz 802.11ax RU996 (UNII Band 7) – Ch. 151)

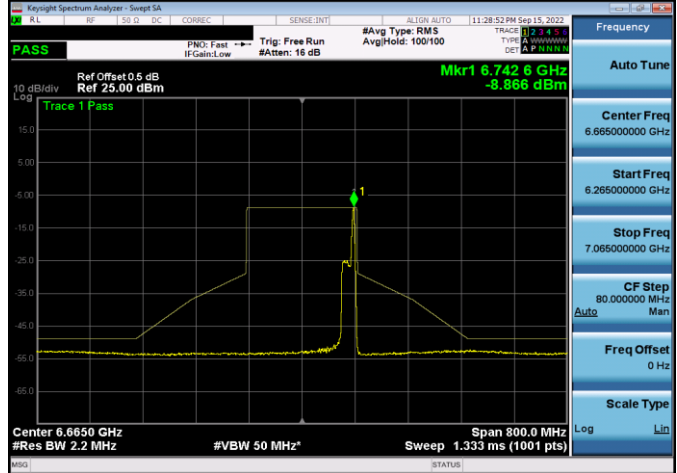


Plot 7-602. In-Band Emission Plot SDM Antenna 4a (160MHz 802.11ax RU26 (UNII Band 7) – Ch. 143)

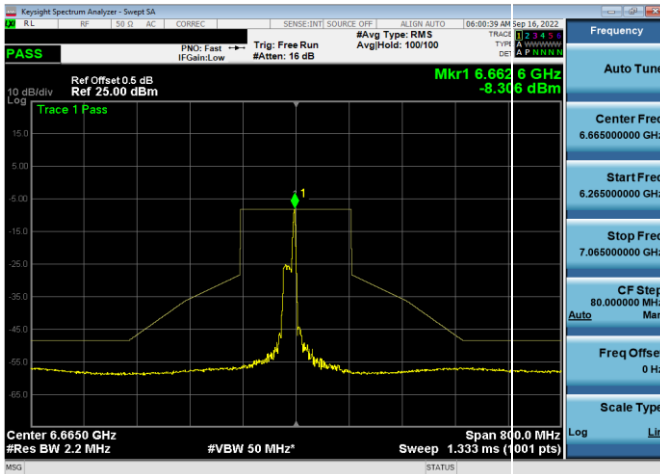
FCC ID: BCGA2435 IC: 579C-A2435	element	MEASUREMENT REPORT (CERTIFICATION)	Approved by: Technical Manager
Test Report S/N: 1C2205090025-22-R3.BCG	Test Dates: 05/27/2022 - 9/12/2022	EUT Type: Tablet Device	Page 153 of 323



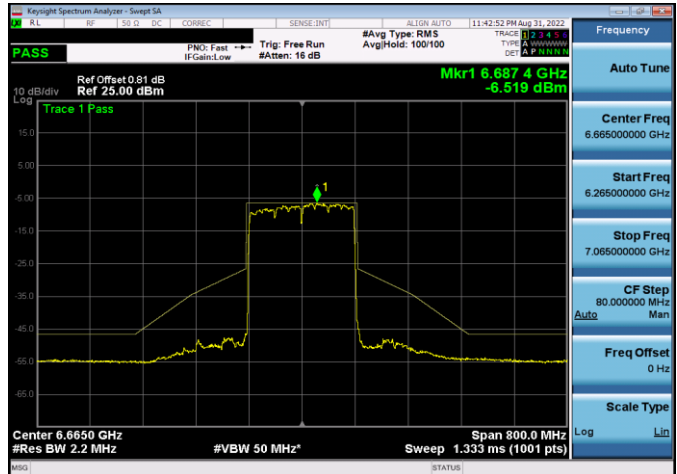
Plot 7-603. In-Band Emission Plot SDM Antenna 5b (160MHz 802.11ax RU26 (UNII Band 7) – Ch. 143)



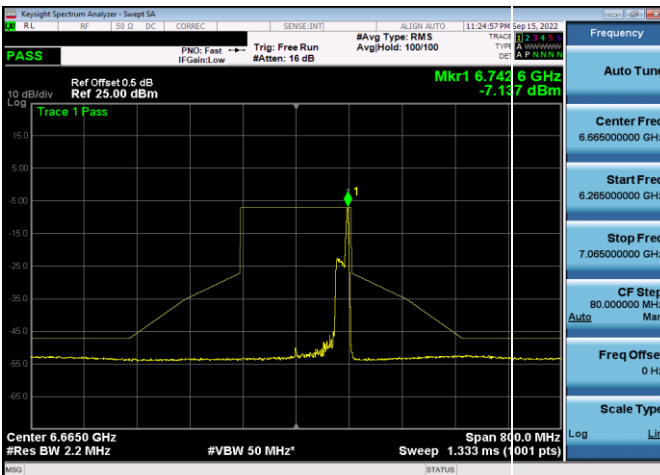
Plot 7-606. In-Band Emission Plot SDM Antenna 4a (160MHz 802.11ax RU26 (UNII Band 7) – Ch. 143)



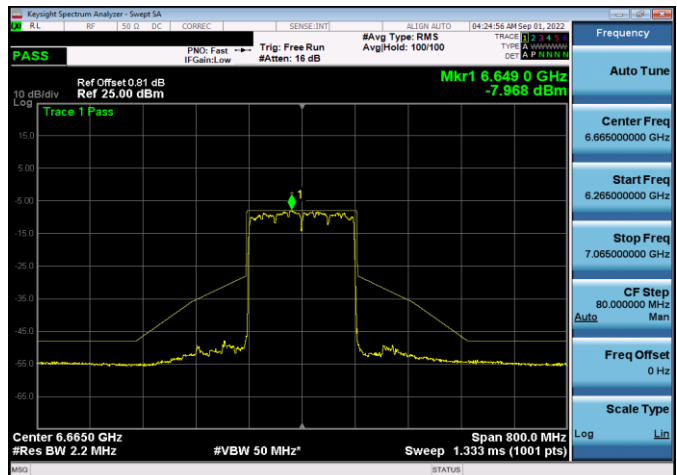
Plot 7-604. In-Band Emission Plot SDM Antenna 4a (160MHz 802.11ax RU26 (UNII Band 7) – Ch. 143)



Plot 7-607. In-Band Emission Plot SDM Antenna 5b (160MHz 802.11ax RU484 (UNII Band 7) – Ch. 143)



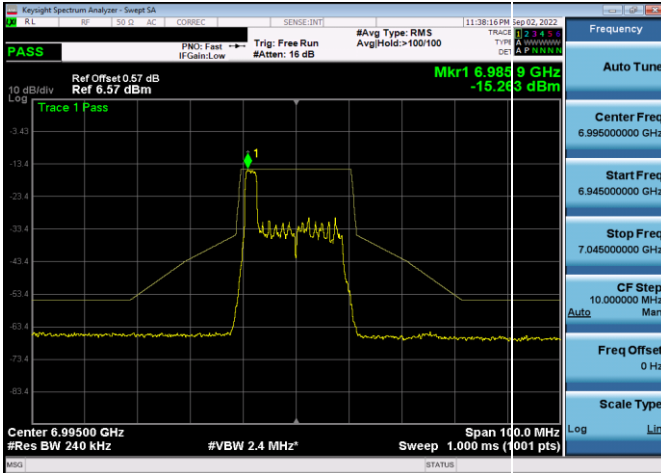
Plot 7-605. In-Band Emission Plot SDM Antenna 5b (160MHz 802.11ax RU26 (UNII Band 7) – Ch. 143)



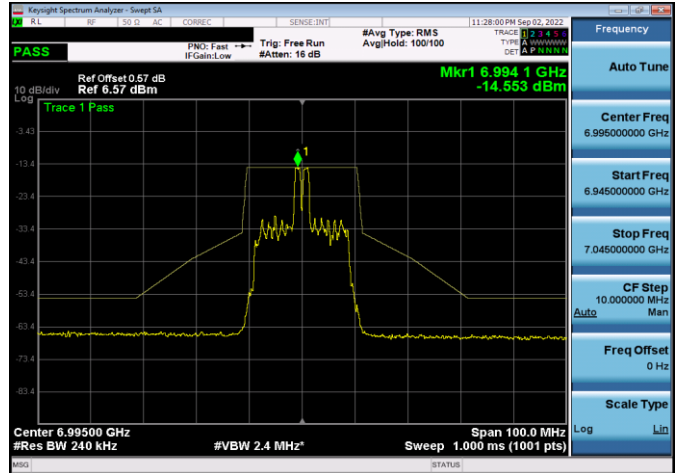
Plot 7-608. In-Band Emission Plot SDM Antenna 4a (160MHz 802.11ax RU484 (UNII Band 7) – Ch. 143)

FCC ID: BCGA2435 IC: 579C-A2435		MEASUREMENT REPORT (CERTIFICATION)	Approved by: Technical Manager
Test Report S/N: 1C2205090025-22-R3.BCG			
© 2022 ELEMENT	Test Dates: 05/27/2022 - 9/12/2022	EUT Type: Tablet Device	Page 154 of 323

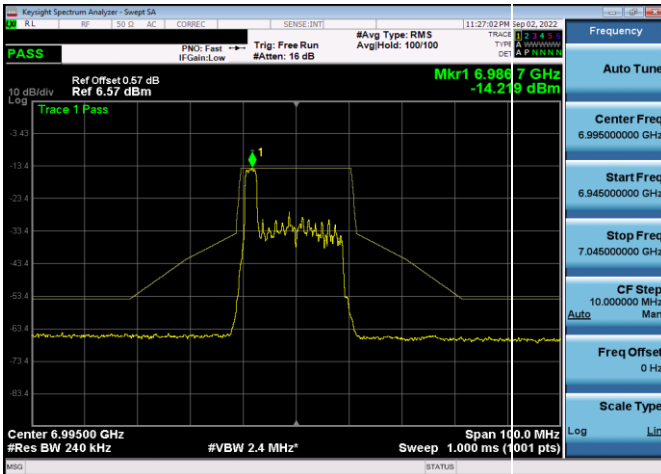




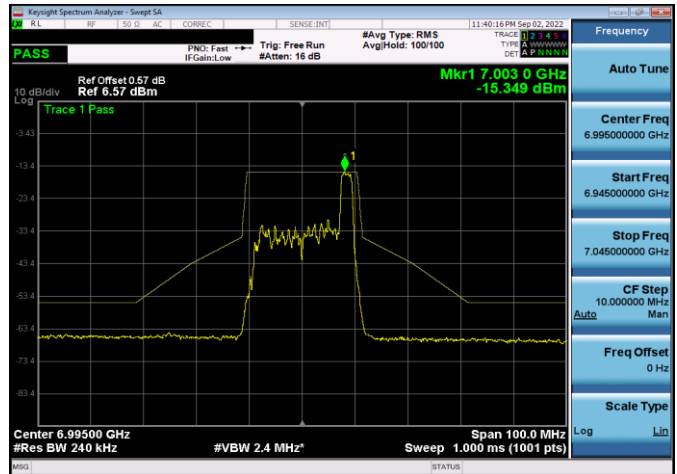
Plot 7-609. In-Band Emission Plot SDM Antenna 5b (20MHz 802.11ax RU26 (UNII Band 8) – Ch. 209)



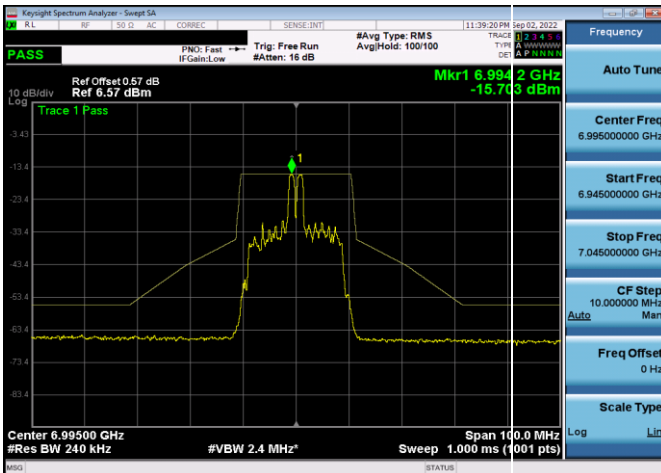
Plot 7-612. In-Band Emission Plot SDM Antenna 4a (20MHz 802.11ax RU26 (UNII Band 8) – Ch. 209)



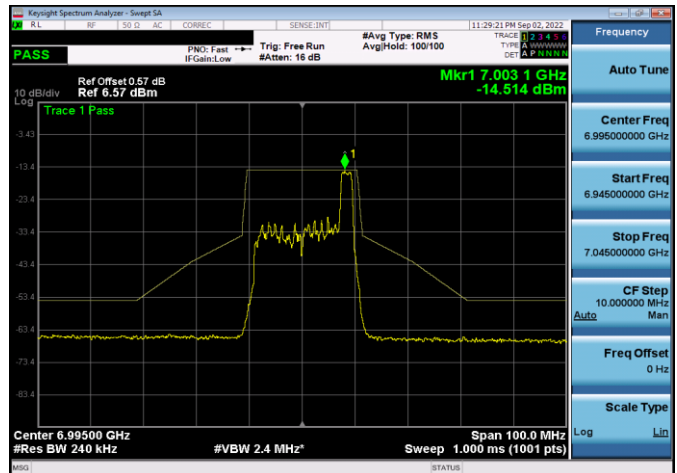
Plot 7-610. In-Band Emission Plot SDM Antenna 4a (20MHz 802.11ax RU26 (UNII Band 8) – Ch. 209)



Plot 7-613. In-Band Emission Plot SDM Antenna 5b (20MHz 802.11ax RU26 (UNII Band 8) – Ch. 209)

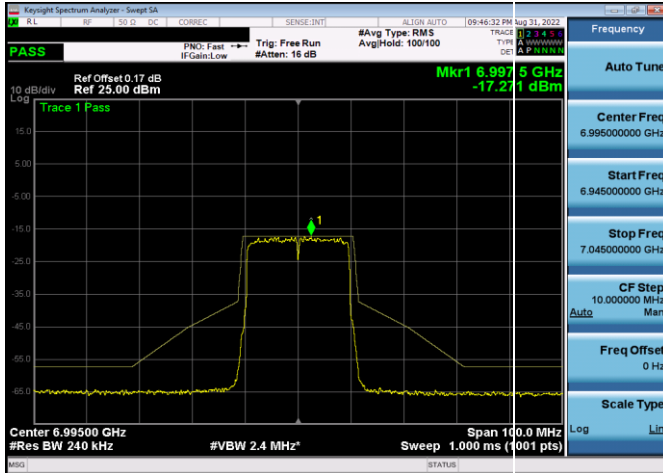


Plot 7-611. In-Band Emission Plot SDM Antenna 5b (20MHz 802.11ax RU26 (UNII Band 8) – Ch. 209)

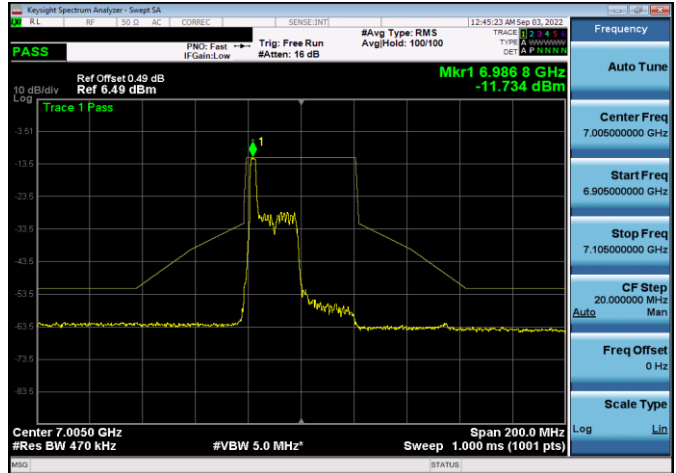


Plot 7-614. In-Band Emission Plot SDM Antenna 4a (20MHz 802.11ax RU26 (UNII Band 8) – Ch. 209)

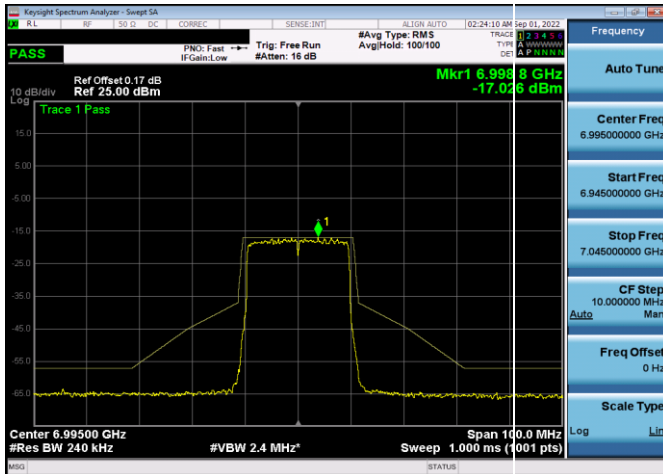
FCC ID: BCGA2435 IC: 579C-A2435	element	MEASUREMENT REPORT (CERTIFICATION)	Approved by: Technical Manager
Test Report S/N: 1C2205090025-22-R3.BCG	Test Dates: 05/27/2022 - 9/12/2022	EUT Type: Tablet Device	Page 155 of 323



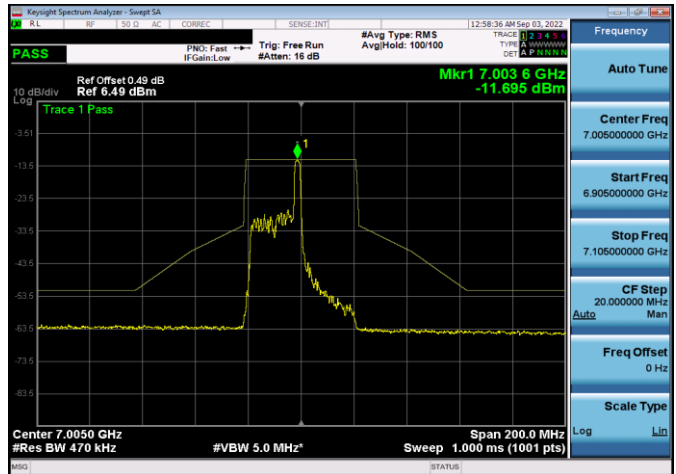
Plot 7-615. In-Band Emission Plot SDM Antenna 5b (20MHz 802.11ax RU242 (UNII Band 8) – Ch. 209)



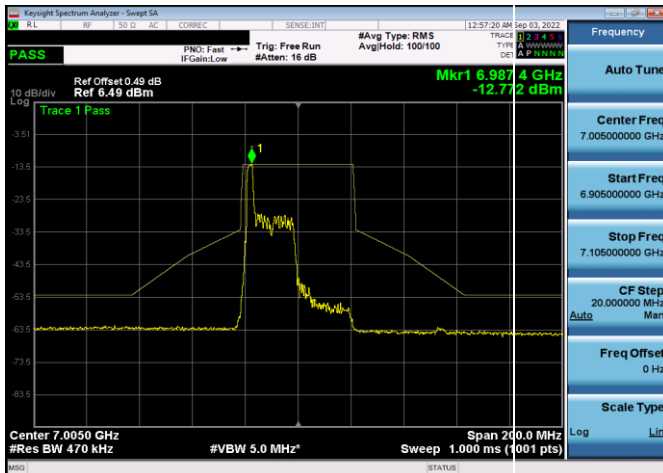
Plot 7-618. In-Band Emission Plot SDM Antenna 4a (40MHz 802.11ax RU26 (UNII Band 8) – Ch. 211)



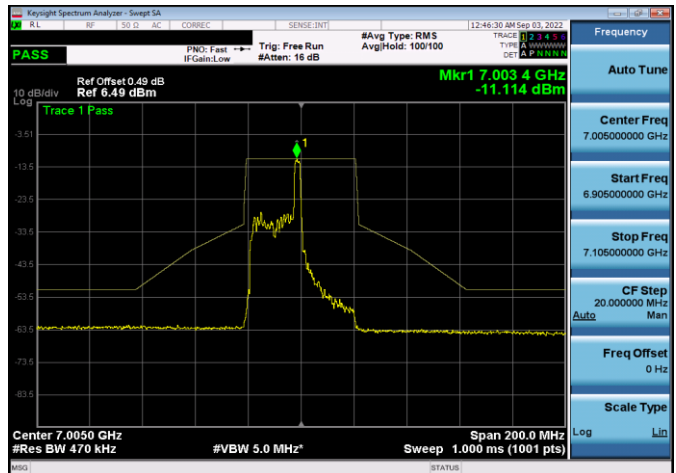
Plot 7-616. In-Band Emission Plot SDM Antenna 4a (20MHz 802.11ax RU242 (UNII Band 8) – Ch. 209)



Plot 7-619. In-Band Emission Plot SDM Antenna 5b (40MHz 802.11ax RU26 (UNII Band 8) – Ch. 211)



Plot 7-617. In-Band Emission Plot SDM Antenna 5b (40MHz 802.11ax RU26 (UNII Band 8) – Ch. 211)



Plot 7-620. In-Band Emission Plot SDM Antenna 4a (40MHz 802.11ax RU26 (UNII Band 8) – Ch. 211)

FCC ID: BCGA2435 IC: 579C-A2435		MEASUREMENT REPORT (CERTIFICATION)	Approved by: Technical Manager
Test Report S/N: 1C2205090025-22-R3.BCG	Test Dates: 05/27/2022 - 9/12/2022	EUT Type: Tablet Device	Page 156 of 323