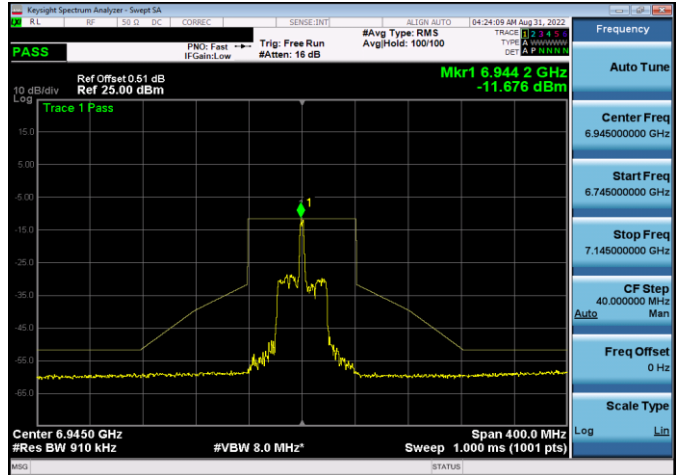
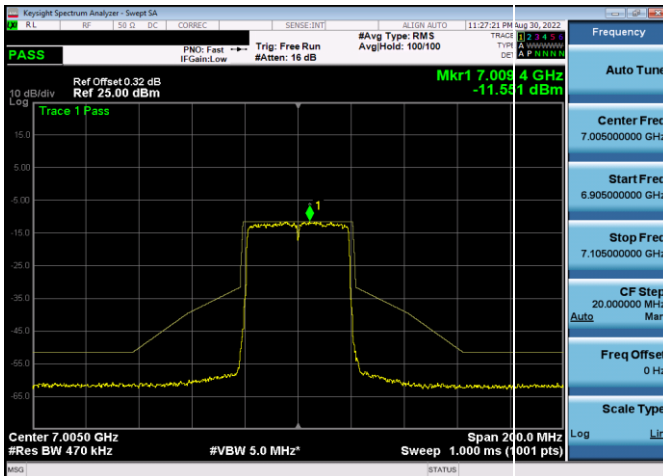


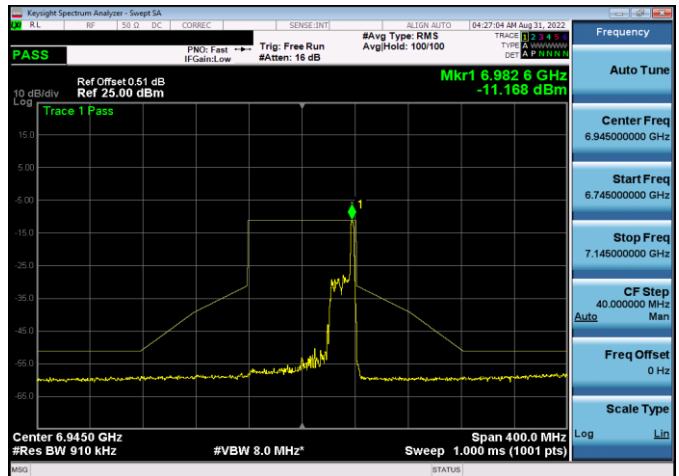
Plot 7-503. In-Band Emission Plot Antenna 4a (40MHz 802.11ax RU26 (UNII Band 8) – Ch. 211)



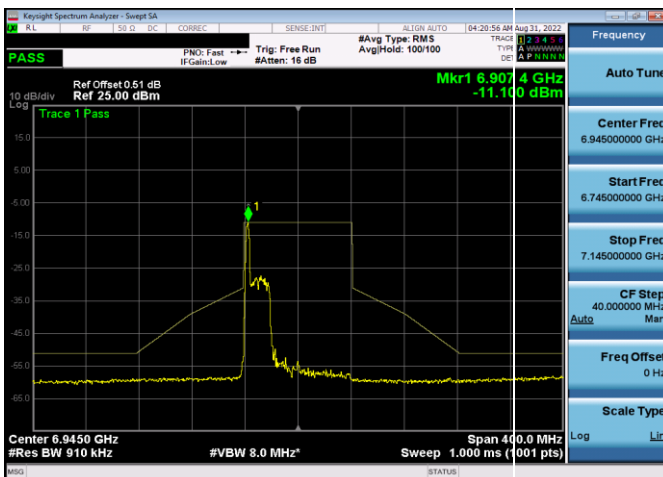
Plot 7-506. In-Band Emission Plot Antenna 4a (80MHz 802.11ax RU26 (UNII Band 8) – Ch. 199)



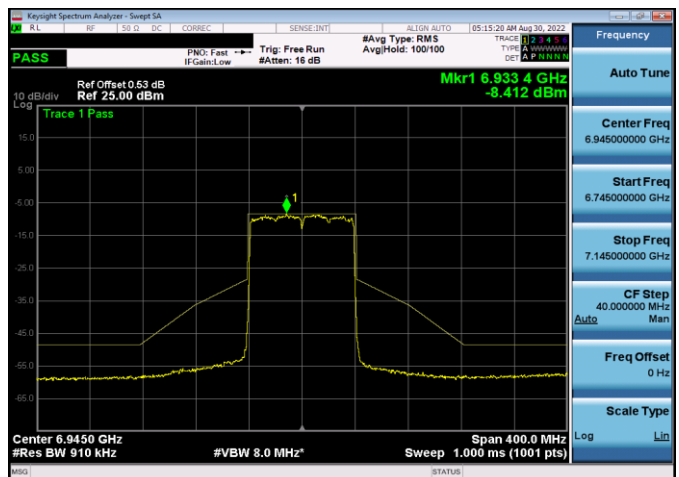
Plot 7-504. In-Band Emission Plot Antenna 4a (40MHz 802.11ax RU484 (UNII Band 8) – Ch. 211)



Plot 7-507. In-Band Emission Plot Antenna 4a (80MHz 802.11ax RU26 (UNII Band 8) – Ch. 199)

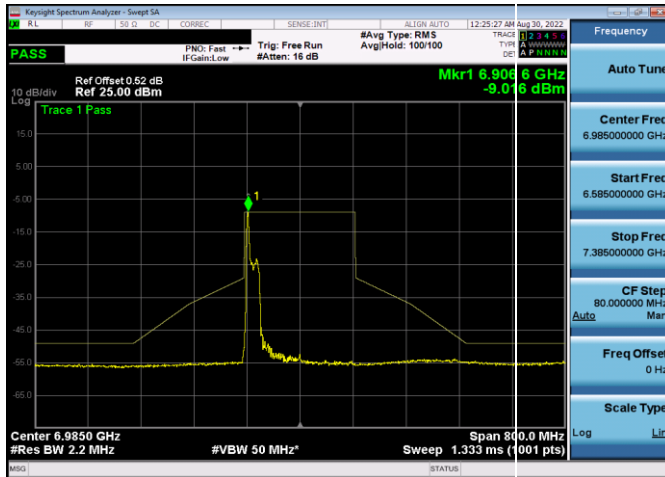


Plot 7-505. In-Band Emission Plot Antenna 4a (80MHz 802.11ax RU26 (UNII Band 8) – Ch. 199)

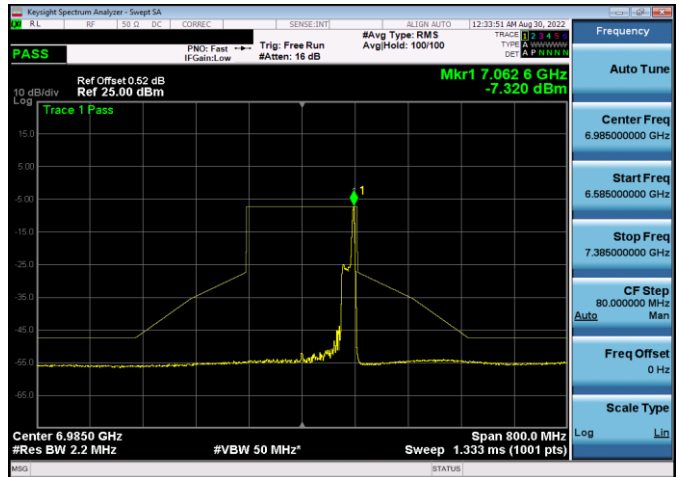


Plot 7-508. In-Band Emission Plot Antenna 4a (80MHz 802.11ax RU996 (UNII Band 8) – Ch. 199)

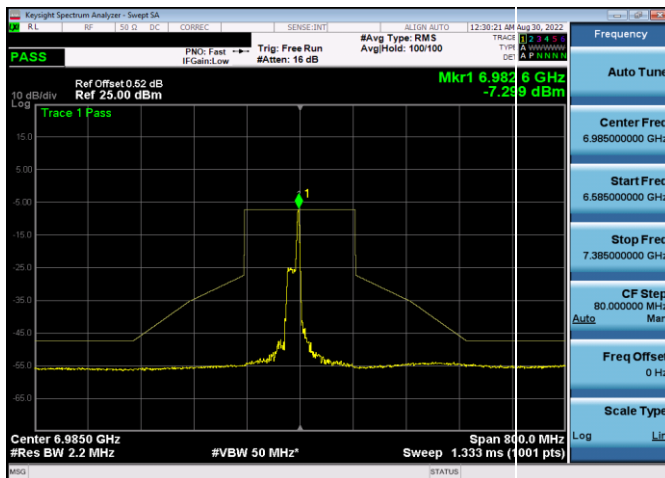
FCC ID: BCGA2435 IC: 579C-A2435	element	MEASUREMENT REPORT (CERTIFICATION)	Approved by: Technical Manager
Test Report S/N: 1C2205090025-22-R3.BCG	Test Dates: 05/27/2022 - 9/12/2022	EUT Type: Tablet Device	Page 137 of 323



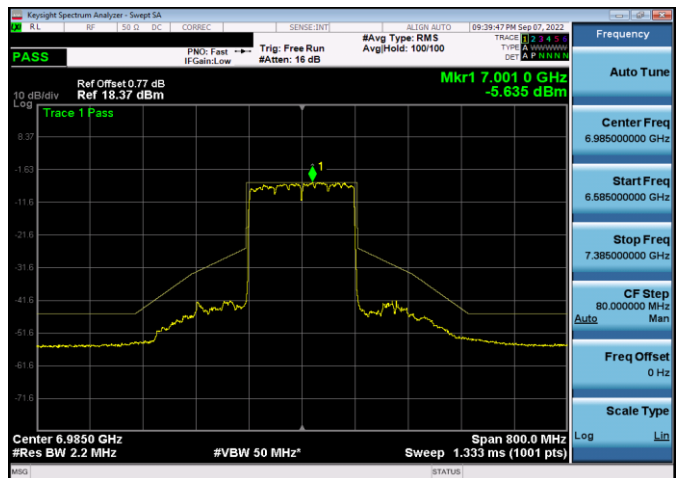
Plot 7-509. In-Band Emission Plot Antenna 4a (160MHz 802.11ax RU26 (UNII Band 8) – Ch. 207)



Plot 7-511. In-Band Emission Plot Antenna 4a (160MHz 802.11ax RU26 (UNII Band 8) – Ch. 207)



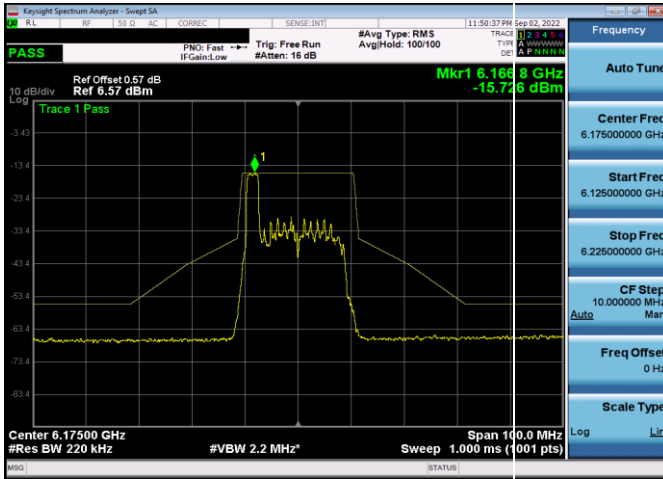
Plot 7-510. In-Band Emission Plot Antenna 4a (160MHz 802.11ax RU26 (UNII Band 8) – Ch. 207)



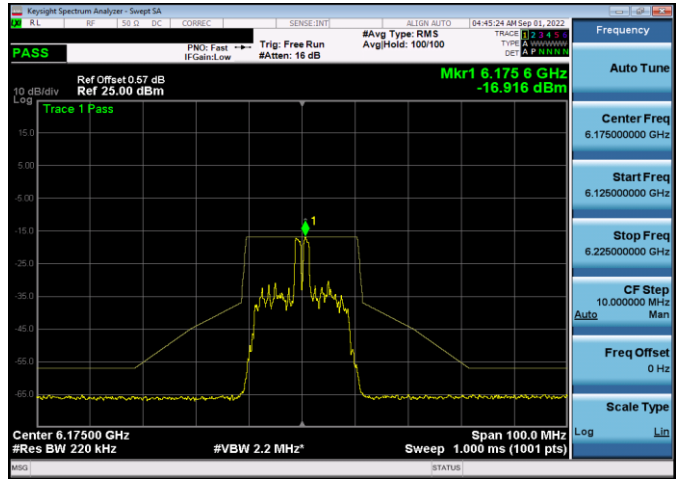
Plot 7-512. In-Band Emission Plot Antenna 4a (160MHz 802.11ax RU484 (UNII Band 8) – Ch. 207)

FCC ID: BCGA2435 IC: 579C-A2435	element	MEASUREMENT REPORT (CERTIFICATION)	Approved by: Technical Manager
Test Report S/N: 1C2205090025-22-R3.BCG	Test Dates: 05/27/2022 - 9/12/2022	EUT Type: Tablet Device	Page 138 of 323

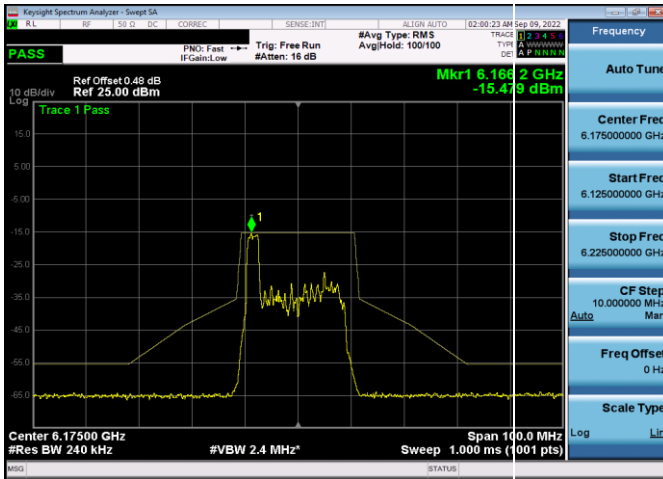
## 7.5.3 SDM In-Band Emission Measurements



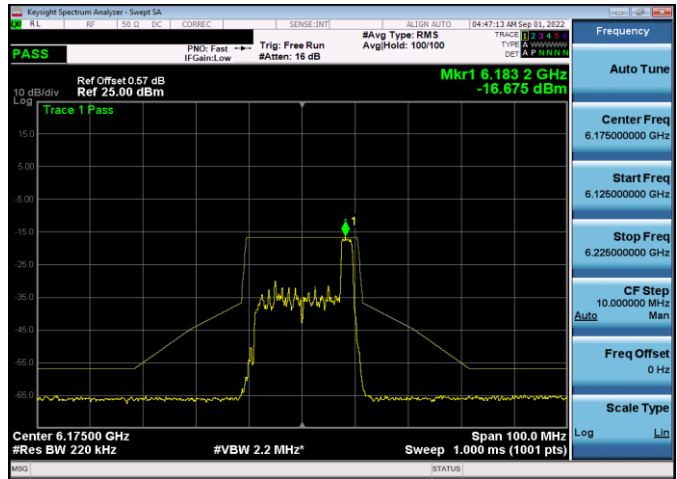
Plot 7-513. In-Band Emission Plot SDM Antenna 5b (20MHz 802.11ax RU26 (UNII Band 5) – Ch. 45)



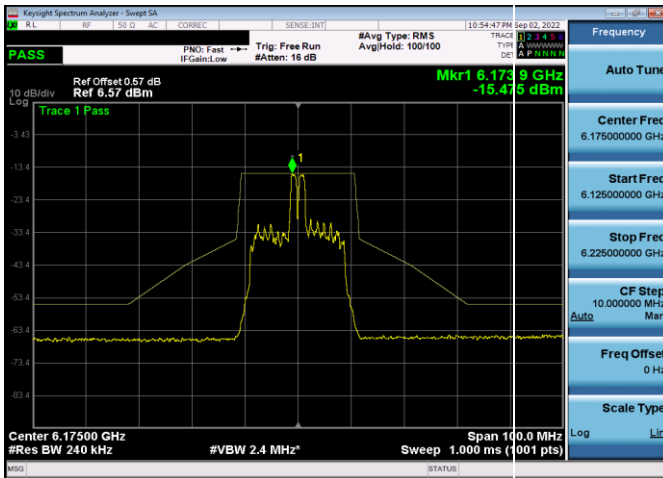
Plot 7-516. In-Band Emission Plot SDM Antenna 5b (20MHz 802.11ax RU26 (UNII Band 5) – Ch. 45)



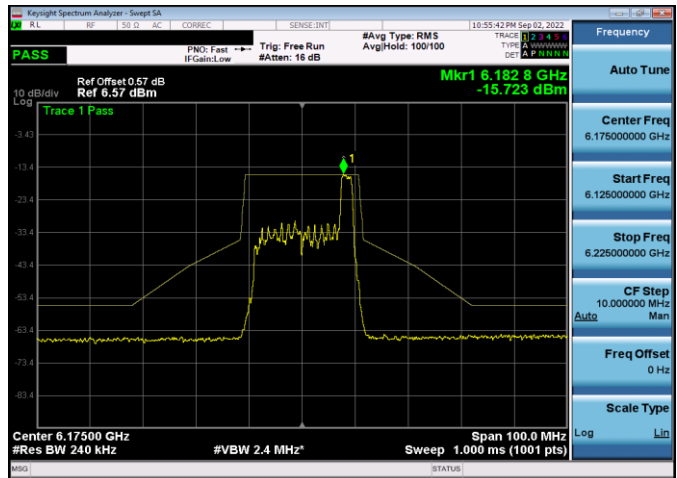
Plot 7-514. In-Band Emission Plot SDM Antenna 4a (20MHz 802.11ax RU26 (UNII Band 5) – Ch. 45)



Plot 7-517. In-Band Emission Plot SDM Antenna 5b (20MHz 802.11ax RU26 (UNII Band 5) – Ch. 45)

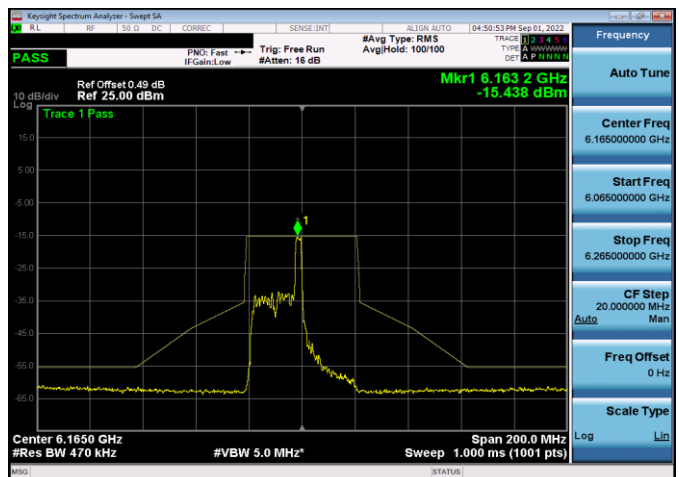
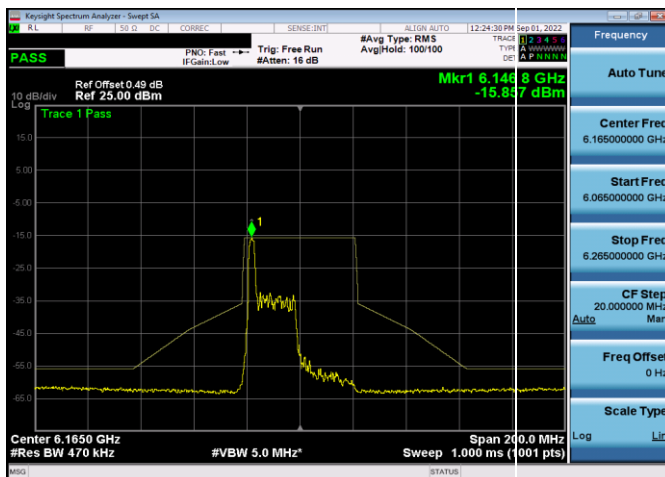
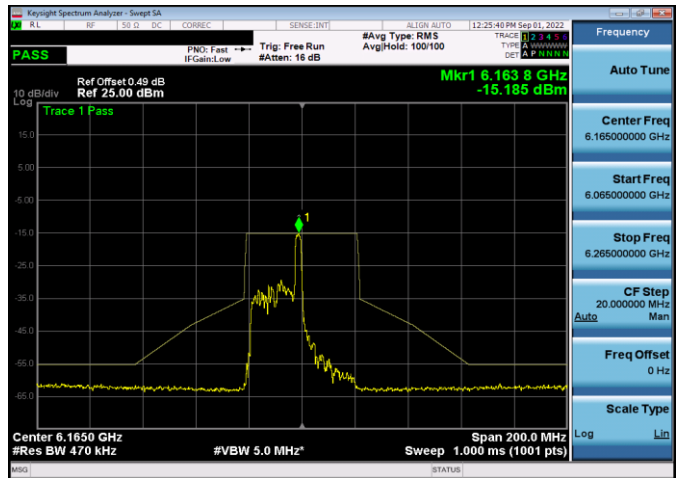
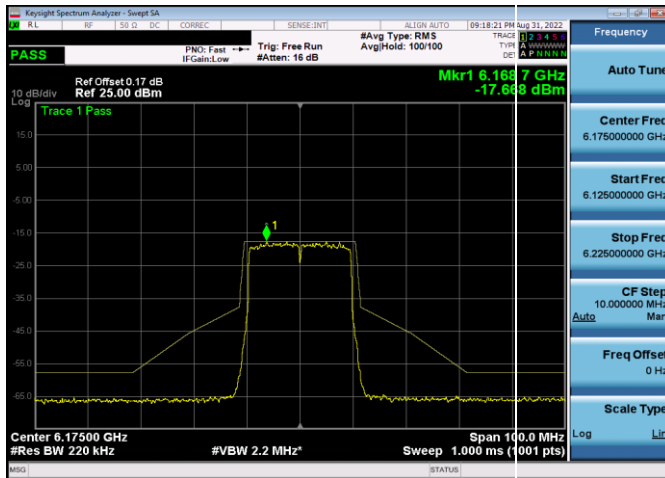
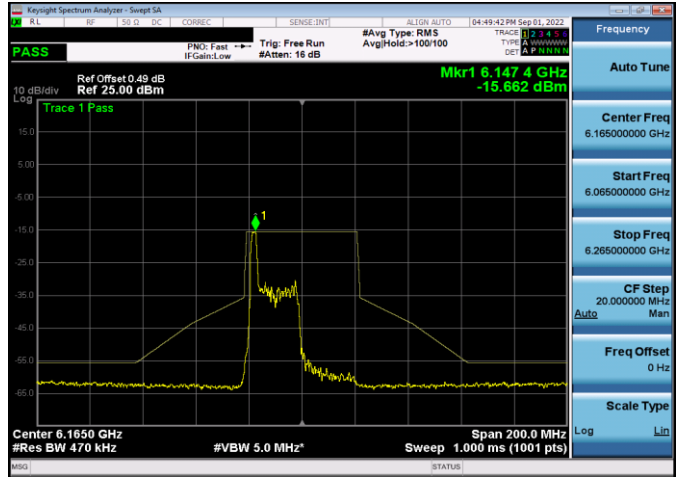
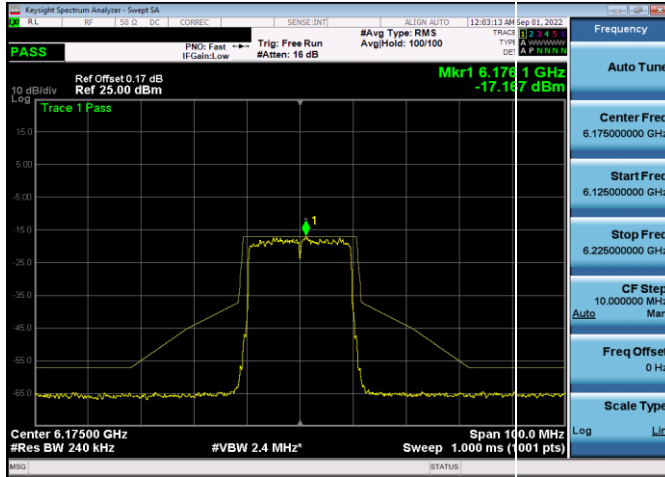


Plot 7-515. In-Band Emission Plot SDM Antenna 4a (20MHz 802.11ax RU26 (UNII Band 5) – Ch. 45)

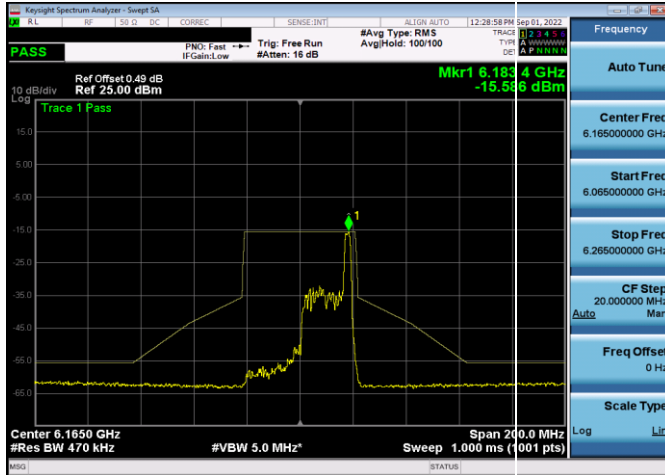


Plot 7-518. In-Band Emission Plot SDM Antenna 4a (20MHz 802.11ax RU26 (UNII Band 5) – Ch. 45)

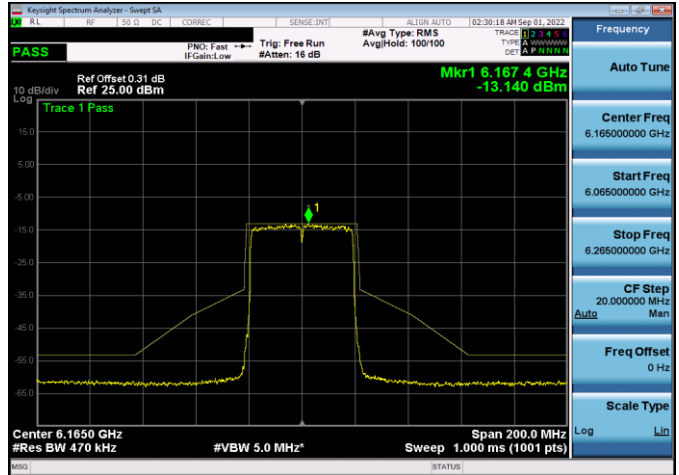
FCC ID: BCGA2435 IC: 579C-A2435		MEASUREMENT REPORT (CERTIFICATION)	Approved by: Technical Manager
Test Report S/N: 1C2205090025-22-R3.BCG	Test Dates: 05/27/2022 - 9/12/2022	EUT Type: Tablet Device	Page 139 of 323



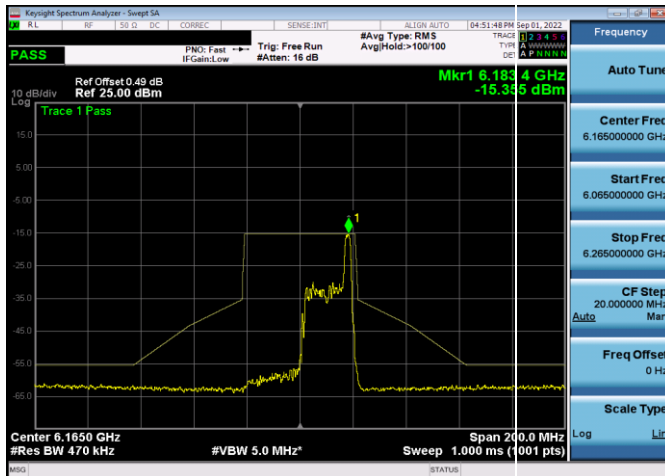
FCC ID: BCGA2435 IC: 579C-A2435	element	MEASUREMENT REPORT (CERTIFICATION)	Approved by: Technical Manager
Test Report S/N: 1C2205090025-22-R3.BCG	Test Dates: 05/27/2022 - 9/12/2022	EUT Type: Tablet Device	Page 140 of 323



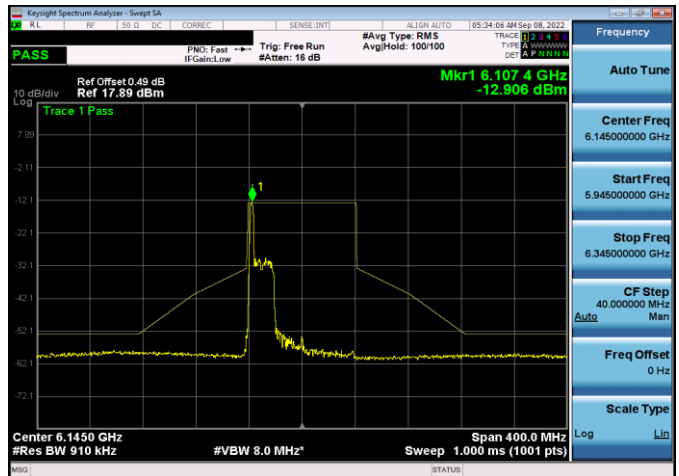
Plot 7-525. In-Band Emission Plot SDM Antenna 5b (40MHz 802.11ax RU26 (UNII Band 5) – Ch. 43)



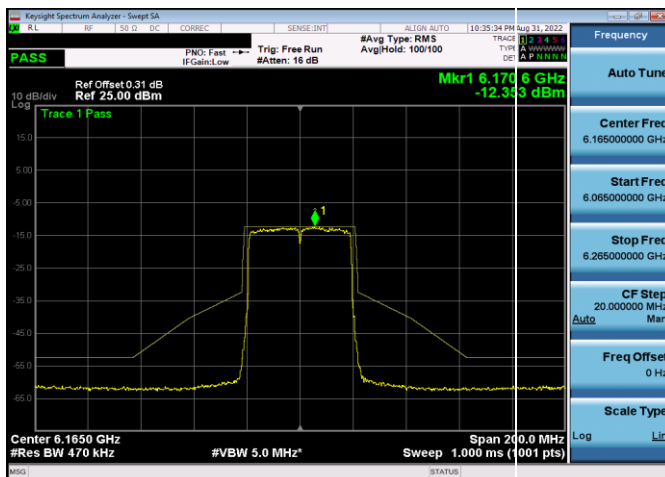
Plot 7-528. In-Band Emission Plot SDM Antenna 4a (40MHz 802.11ax RU484 (UNII Band 5) – Ch. 43)



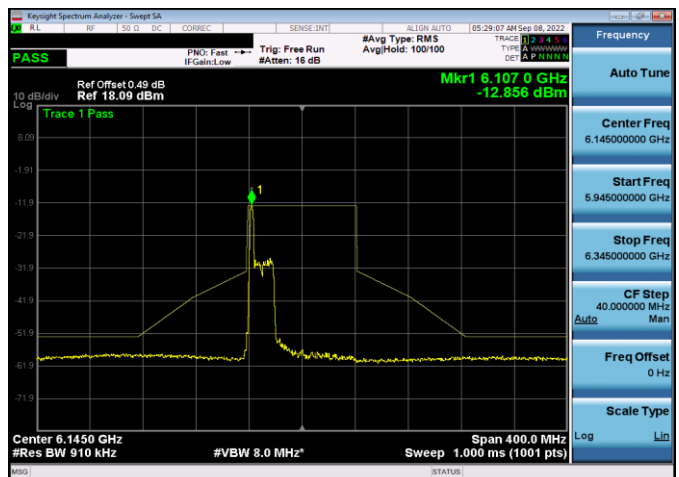
Plot 7-526. In-Band Emission Plot SDM Antenna 4a (40MHz 802.11ax RU26 (UNII Band 5) – Ch. 43)



Plot 7-529. In-Band Emission Plot SDM Antenna 5b (80MHz 802.11ax RU26 (UNII Band 5) – Ch. 39)

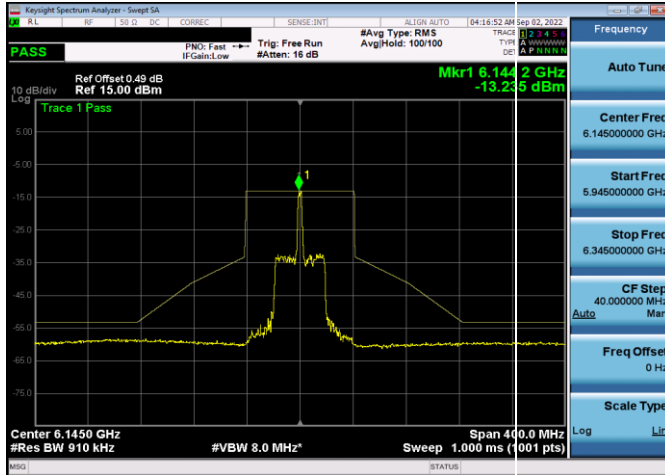


Plot 7-527. In-Band Emission Plot SDM Antenna 5b (40MHz 802.11ax RU484 (UNII Band 5) – Ch. 43)

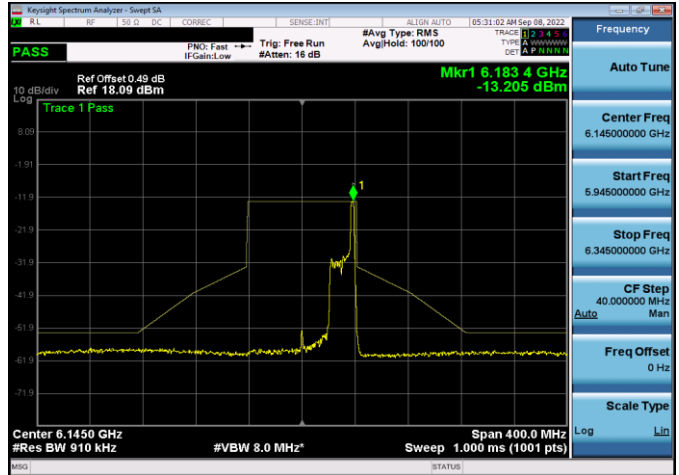


Plot 7-530. In-Band Emission Plot SDM Antenna 4a (80MHz 802.11ax RU26 (UNII Band 5) – Ch. 39)

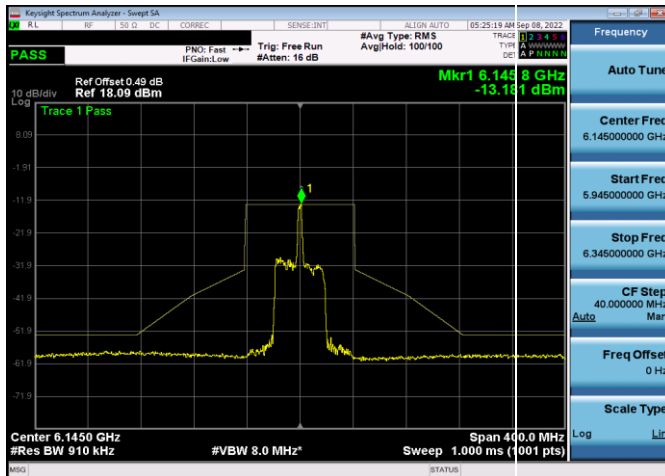
FCC ID: BCGA2435 IC: 579C-A2435		MEASUREMENT REPORT (CERTIFICATION)	Approved by: Technical Manager
Test Report S/N: 1C2205090025-22-R3.BCG	Test Dates: 05/27/2022 - 9/12/2022	EUT Type: Tablet Device	Page 141 of 323



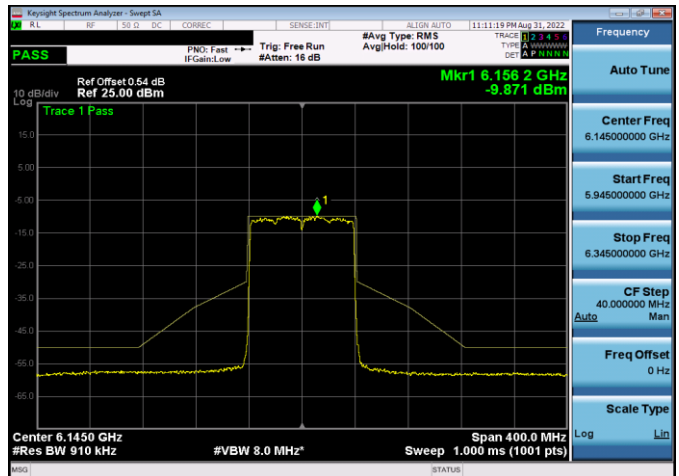
Plot 7-531. In-Band Emission Plot SDM Antenna 5b (80MHz 802.11ax RU26 (UNII Band 5) – Ch. 39)



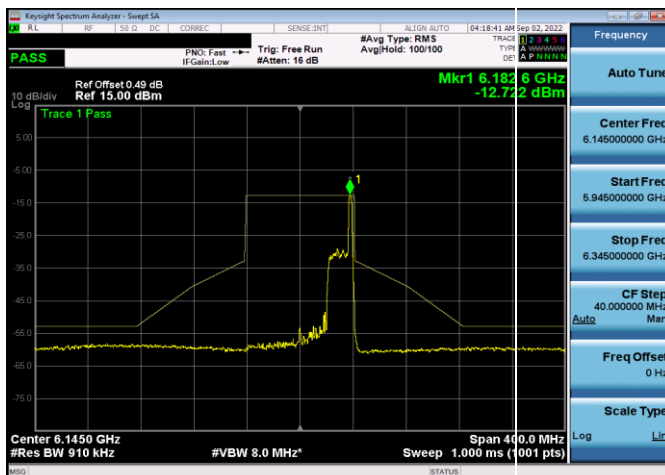
Plot 7-534. In-Band Emission Plot SDM Antenna 4a (80MHz 802.11ax RU26 (UNII Band 5) – Ch. 39)



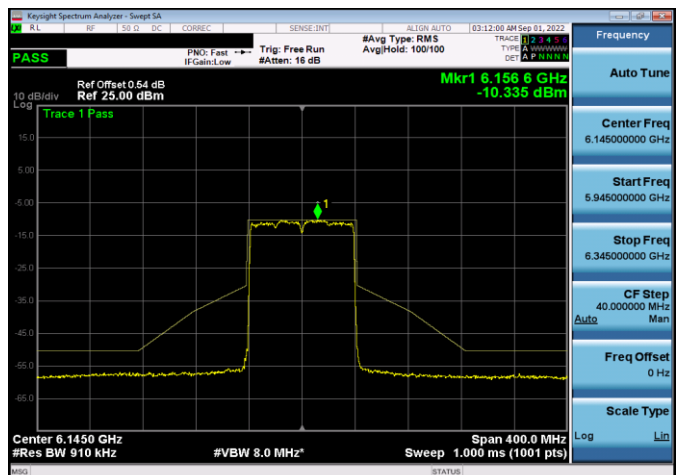
Plot 7-532. In-Band Emission Plot SDM Antenna 4a (80MHz 802.11ax RU26 (UNII Band 5) – Ch. 39)



Plot 7-535. In-Band Emission Plot SDM Antenna 5b (80MHz 802.11ax RU996 (UNII Band 5) – Ch. 39)



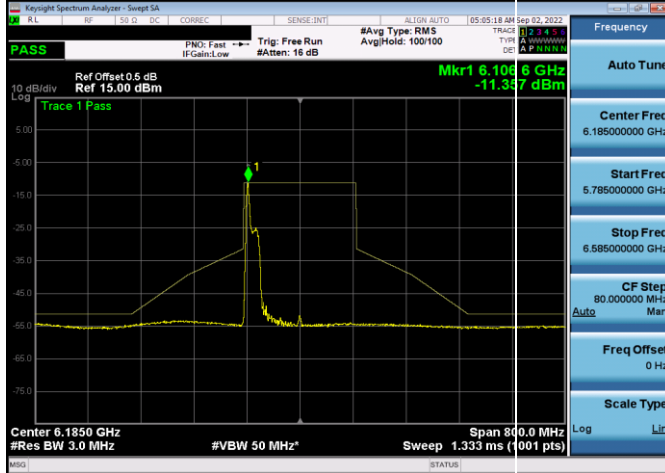
Plot 7-533. In-Band Emission Plot SDM Antenna 5b (80MHz 802.11ax RU26 (UNII Band 5) – Ch. 39)



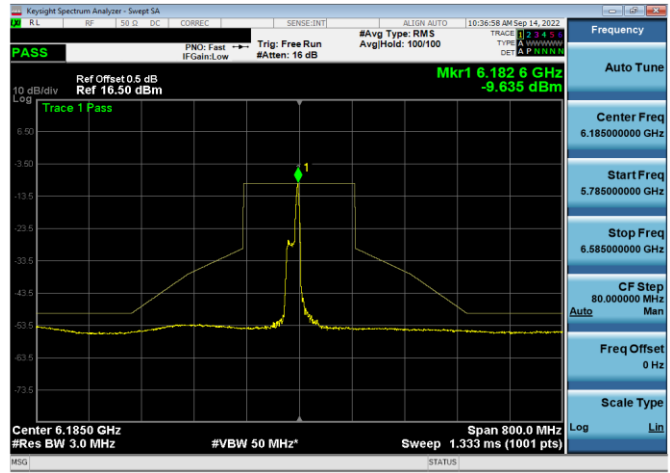
Plot 7-536. In-Band Emission Plot SDM Antenna 4a (80MHz 802.11ax RU996 (UNII Band 5) – Ch. 39)

FCC ID: BCGA2435 IC: 579C-A2435	element	MEASUREMENT REPORT (CERTIFICATION)	Approved by: Technical Manager
Test Report S/N: 1C2205090025-22-R3.BCG	Test Dates: 05/27/2022 - 9/12/2022	EUT Type: Tablet Device	Page 142 of 323

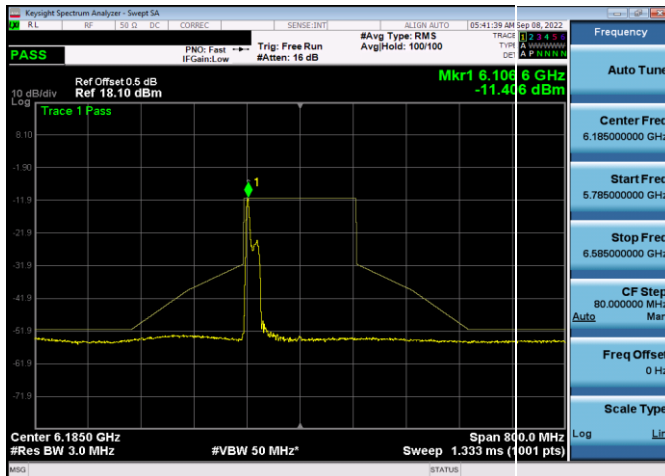




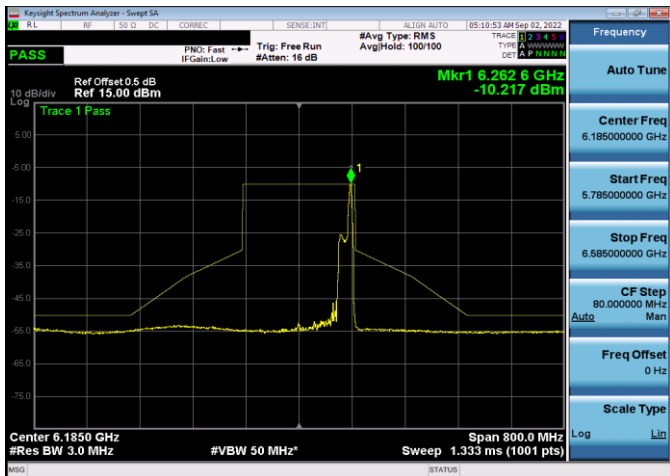
Plot 7-537. In-Band Emission Plot SDM Antenna 5b (160MHz 802.11ax RU26 (UNII Band 5) – Ch. 47)



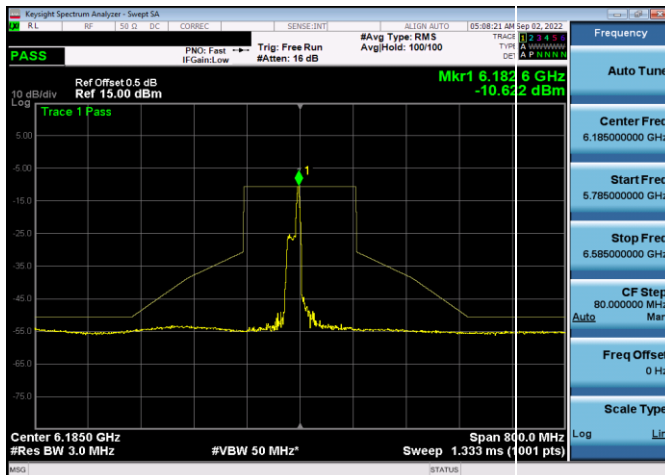
Plot 7-540. In-Band Emission Plot SDM Antenna 4a (160MHz 802.11ax RU26 (UNII Band 5) – Ch. 47)



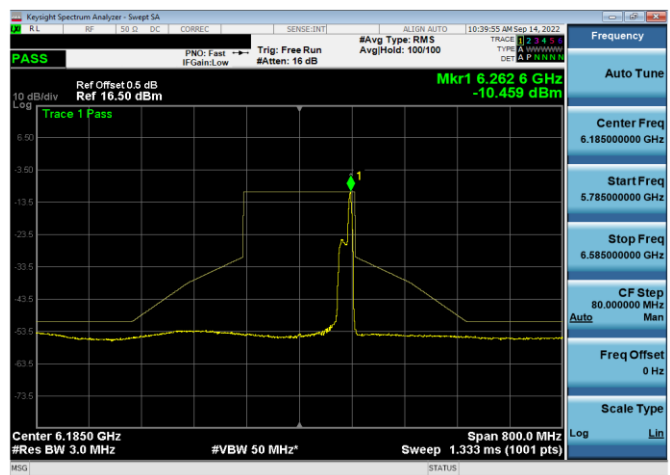
Plot 7-538. In-Band Emission Plot SDM Antenna 4a (160MHz 802.11ax RU26 (UNII Band 5) – Ch. 47)



Plot 7-541. In-Band Emission Plot SDM Antenna 5b (160MHz 802.11ax RU26 (UNII Band 5) – Ch. 47)

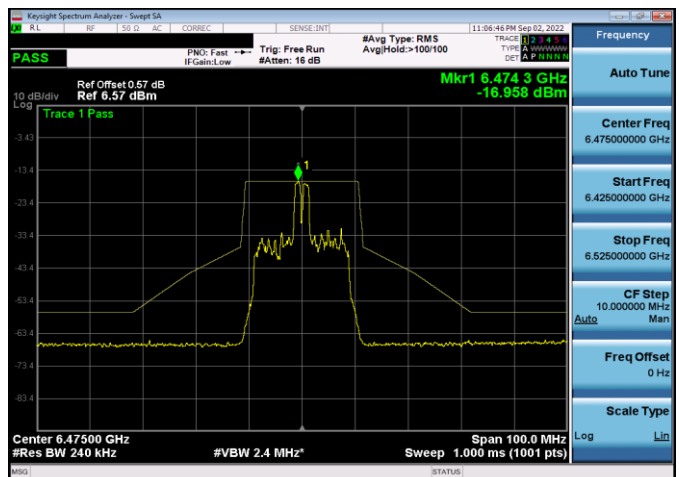
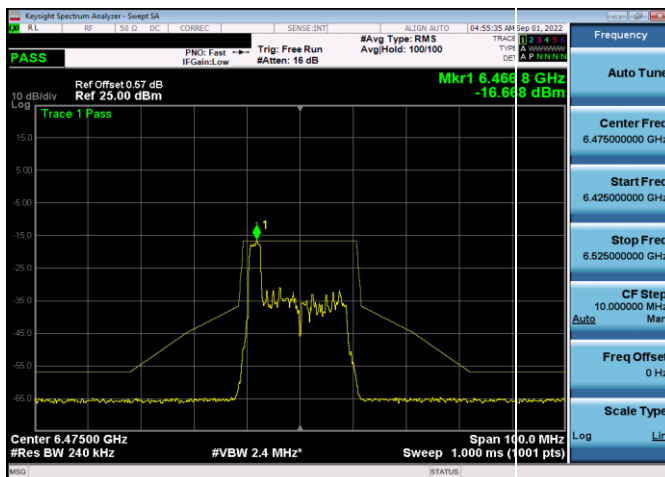
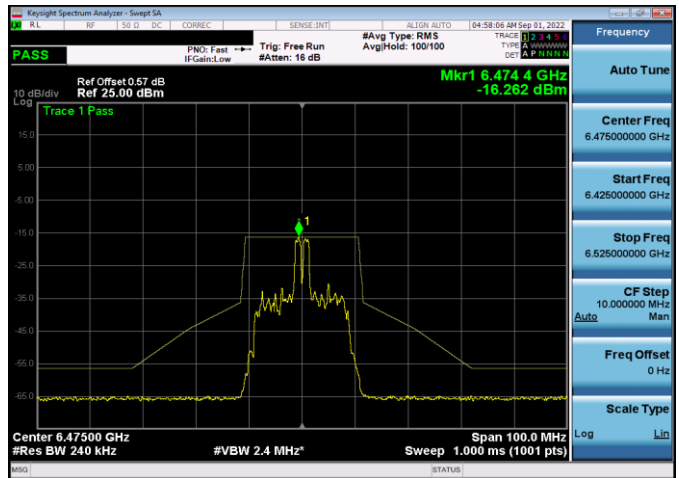
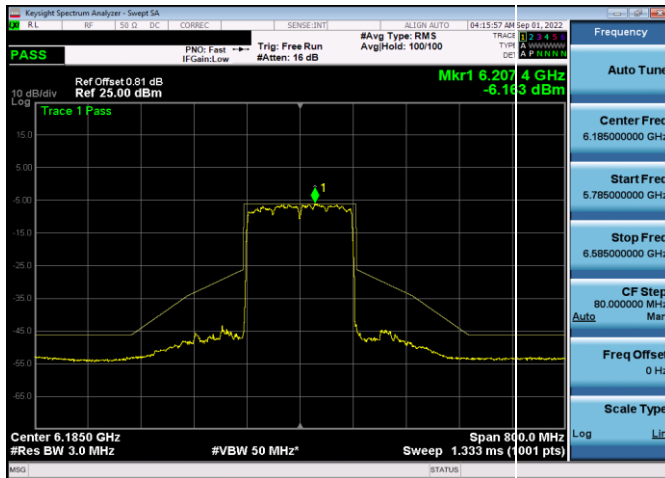
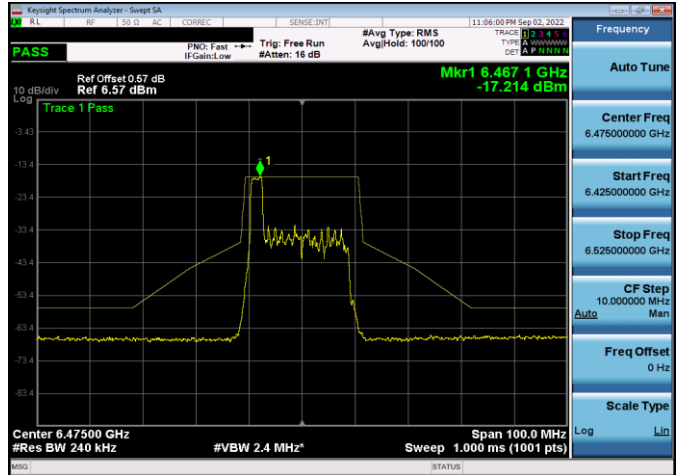
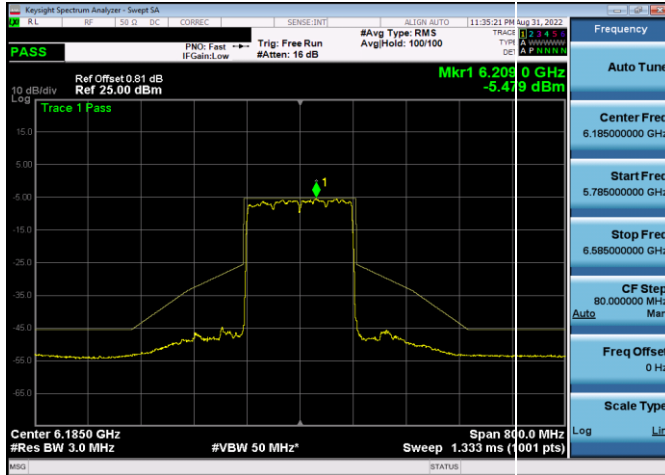


Plot 7-539. In-Band Emission Plot SDM Antenna 5b (160MHz 802.11ax RU26 (UNII Band 5) – Ch. 47)



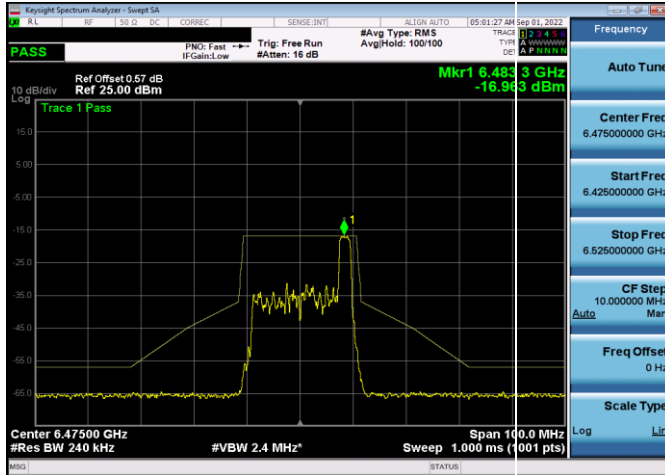
Plot 7-542. In-Band Emission Plot SDM Antenna 4a (160MHz 802.11ax RU26 (UNII Band 5) – Ch. 47)

FCC ID: BCGA2435 IC: 579C-A2435		MEASUREMENT REPORT (CERTIFICATION)	Approved by: Technical Manager
Test Report S/N: 1C2205090025-22-R3.BCG			
Test Dates: 05/27/2022 - 9/12/2022	EUT Type: Tablet Device		Page 143 of 323

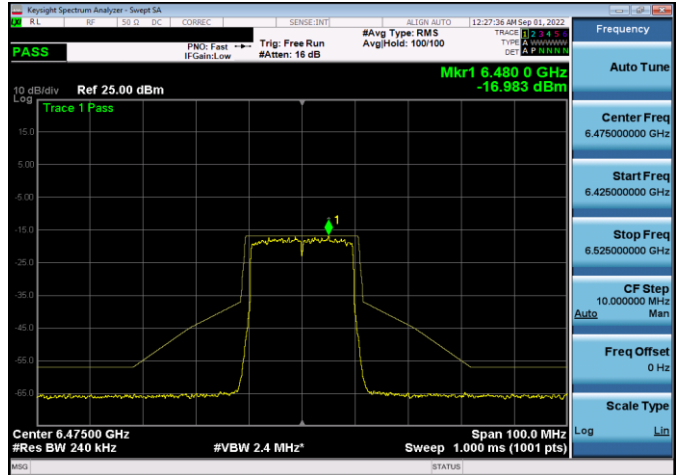


FCC ID: BCGA2435 IC: 579C-A2435		MEASUREMENT REPORT (CERTIFICATION)	Approved by: Technical Manager
Test Report S/N: 1C2205090025-22-R3.BCG			
Test Dates: 05/27/2022 - 9/12/2022	EUT Type: Tablet Device		Page 144 of 323

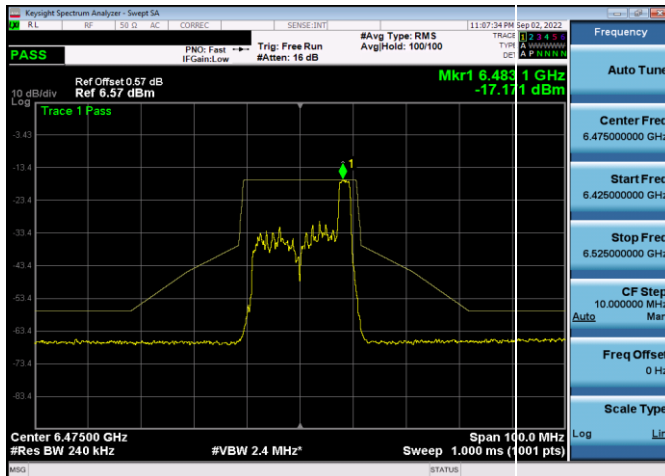




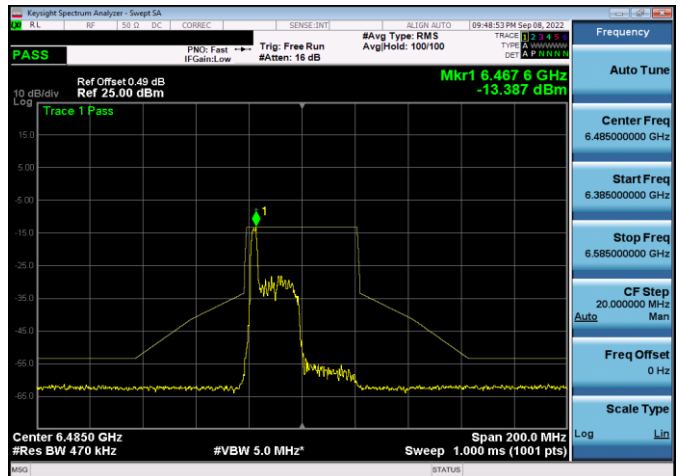
Plot 7-549. In-Band Emission Plot SDM Antenna 5b (20MHz 802.11ax RU26 (UNII Band 6) – Ch. 105)



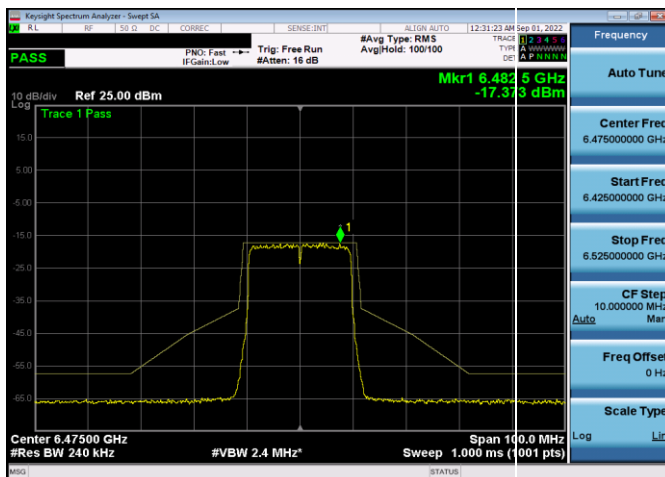
Plot 7-552. In-Band Emission Plot SDM Antenna 4a (20MHz 802.11ax RU242 (UNII Band 6) – Ch. 105)



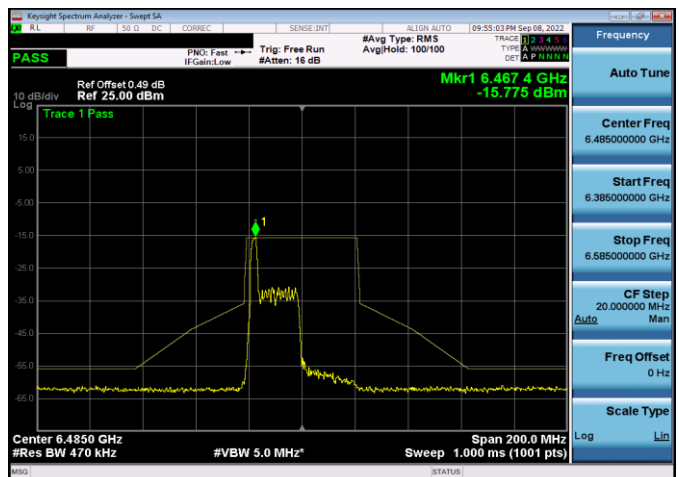
Plot 7-550. In-Band Emission Plot SDM Antenna 4a (20MHz 802.11ax RU26 (UNII Band 6) – Ch. 105)



Plot 7-553. In-Band Emission Plot SDM Antenna 5b (40MHz 802.11ax RU26 (UNII Band 6) – Ch. 107)

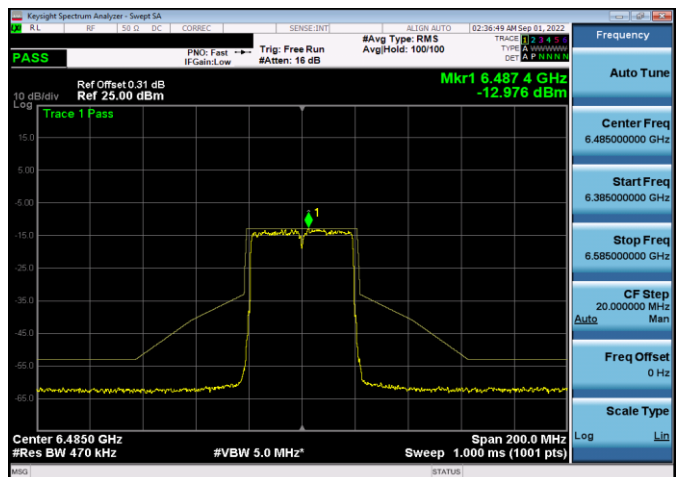
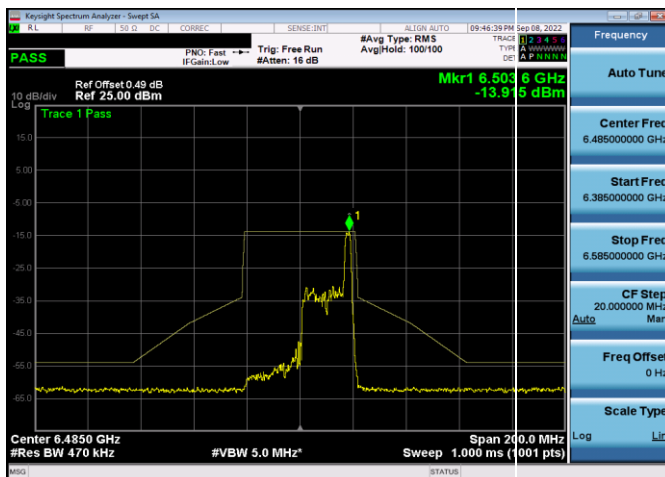
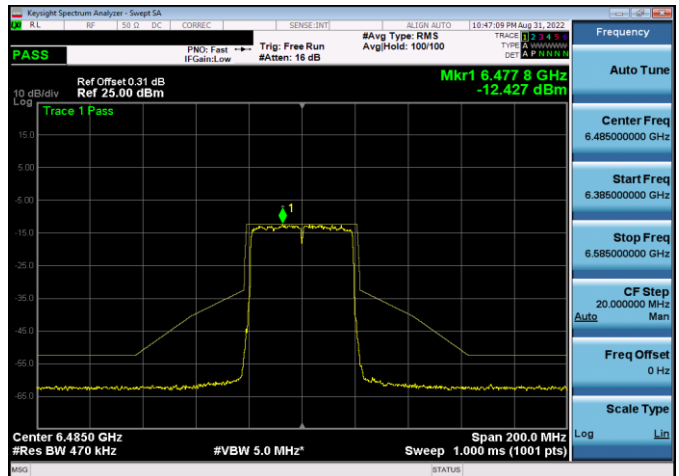
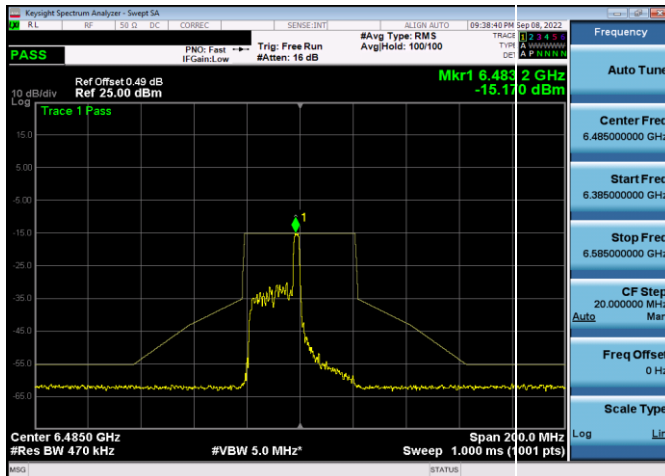
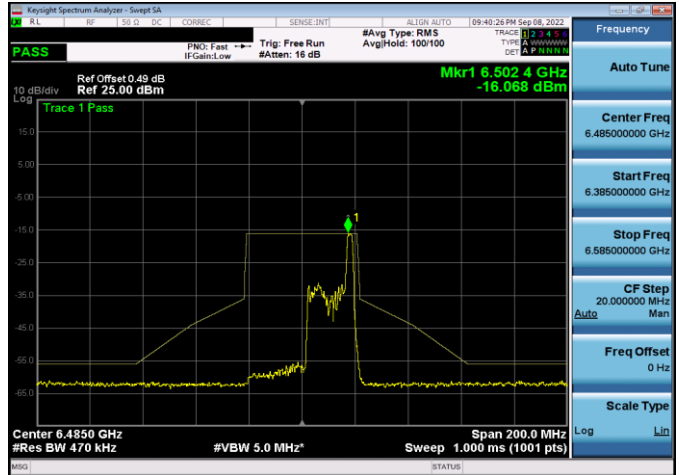
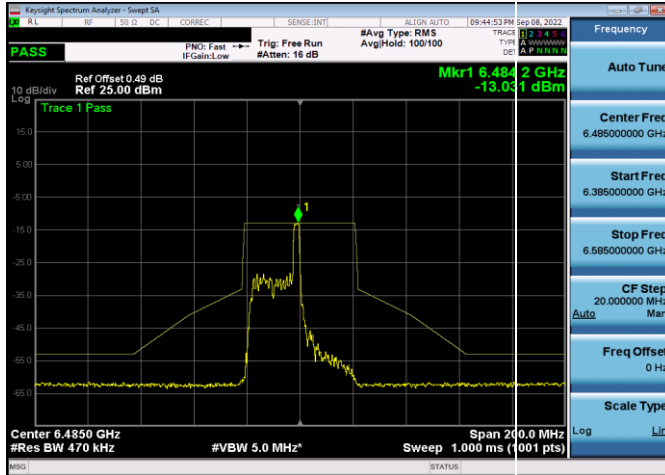


Plot 7-551. In-Band Emission Plot SDM Antenna 5b (20MHz 802.11ax RU242 (UNII Band 6) – Ch. 105)



Plot 7-554. In-Band Emission Plot SDM Antenna 4a (40MHz 802.11ax RU26 (UNII Band 6) – Ch. 107)

FCC ID: BCGA2435 IC: 579C-A2435	element	MEASUREMENT REPORT (CERTIFICATION)	Approved by: Technical Manager
Test Report S/N: 1C2205090025-22-R3.BCG	Test Dates: 05/27/2022 - 9/12/2022	EUT Type: Tablet Device	Page 145 of 323



FCC ID: BCGA2435 IC: 579C-A2435		<b>MEASUREMENT REPORT (CERTIFICATION)</b>	<b>Approved by:</b> Technical Manager
<b>Test Report S/N:</b> 1C2205090025-22-R3.BCG	<b>Test Dates:</b> 05/27/2022 - 9/12/2022	<b>EUT Type:</b> Tablet Device	Page 146 of 323