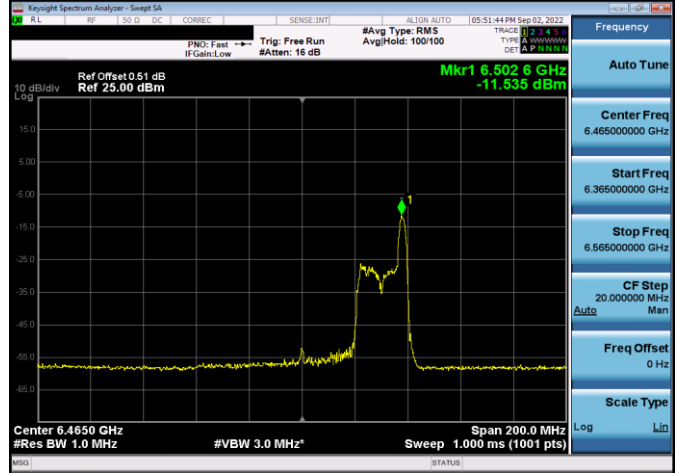
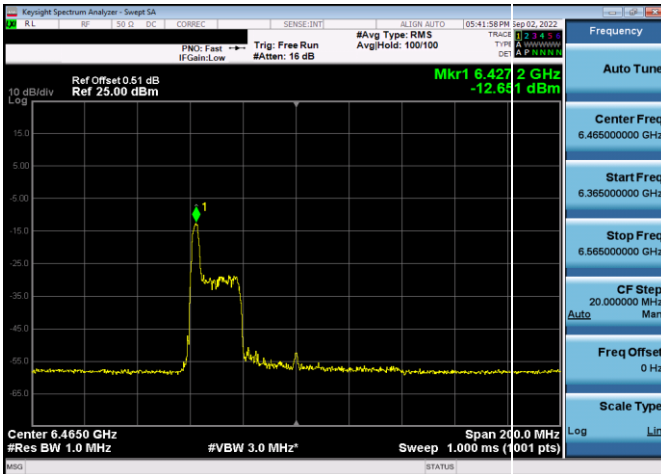


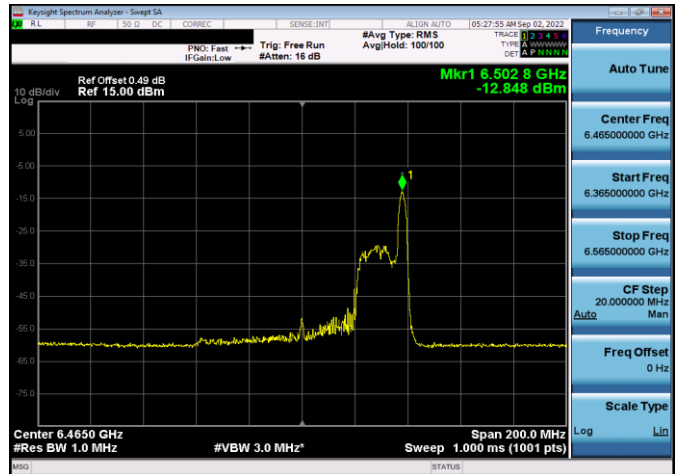
Plot 7-305. Power Spectral Density Plot SDM Antenna 5b (80MHz 802.11ax RU26 (UNII Band 6) – Ch. 103)



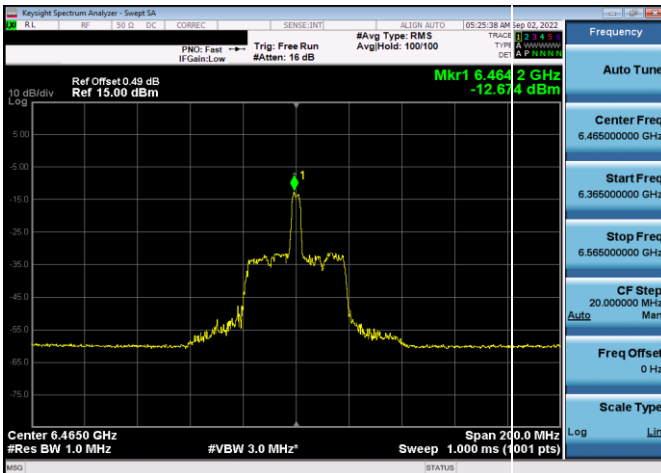
Plot 7-308. Power Spectral Density Plot SDM Antenna 4a (80MHz 802.11ax RU26 (UNII Band 6) – Ch. 103)



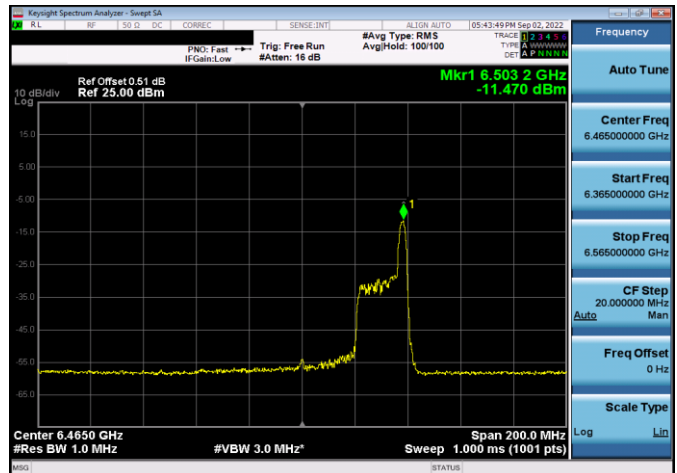
Plot 7-306. Power Spectral Density Plot SDM Antenna 4a (80MHz 802.11ax RU26 (UNII Band 6) – Ch. 103)



Plot 7-309. Power Spectral Density Plot SDM Antenna 5b (80MHz 802.11ax RU26 (UNII Band 6) – Ch. 103)

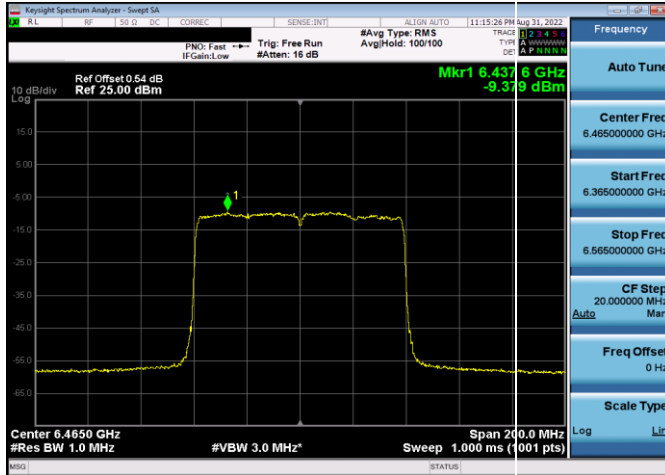


Plot 7-307. Power Spectral Density Plot SDM Antenna 5b (80MHz 802.11ax RU26 (UNII Band 6) – Ch. 103)

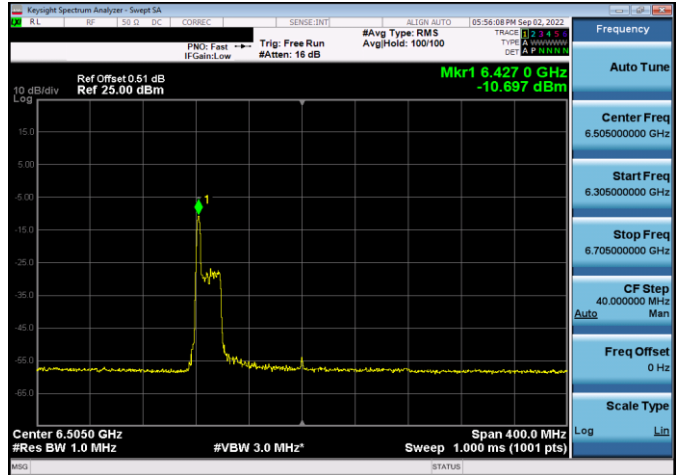


Plot 7-310. Power Spectral Density Plot SDM Antenna 4a (80MHz 802.11ax RU26 (UNII Band 6) – Ch. 103)

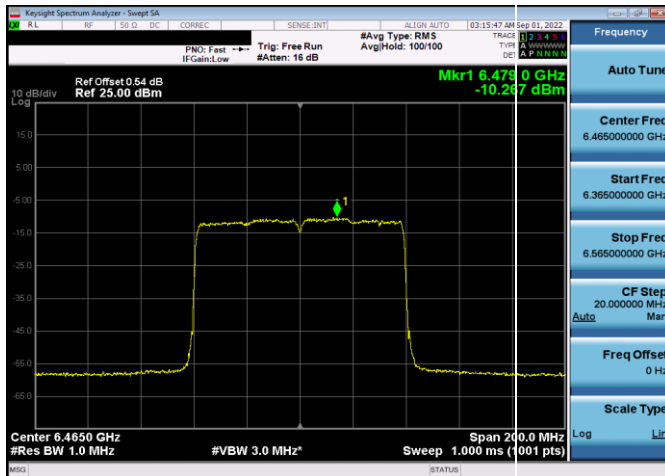
FCC ID: BCGA2435 IC: 579C-A2435		MEASUREMENT REPORT (CERTIFICATION)	Approved by: Technical Manager
Test Report S/N: 1C2205090025-22-R3.BCG			
Test Dates: 05/27/2022 - 9/12/2022	EUT Type: Tablet Device		Page 100 of 323



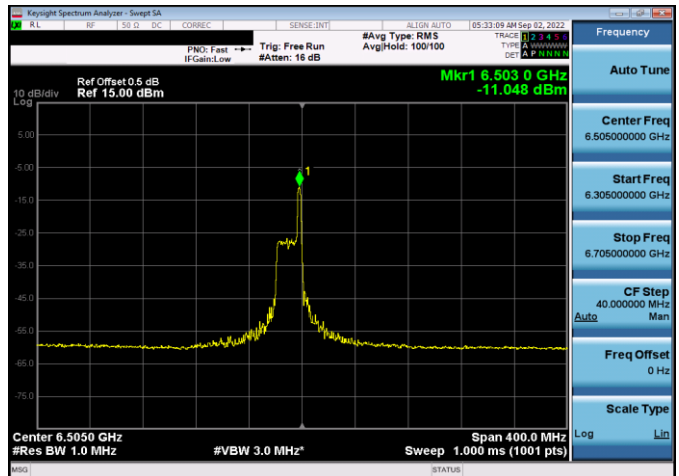
Plot 7-311. Power Spectral Density Plot SDM Antenna 5b (80MHz 802.11ax RU996 (UNII Band 6) – Ch. 103)



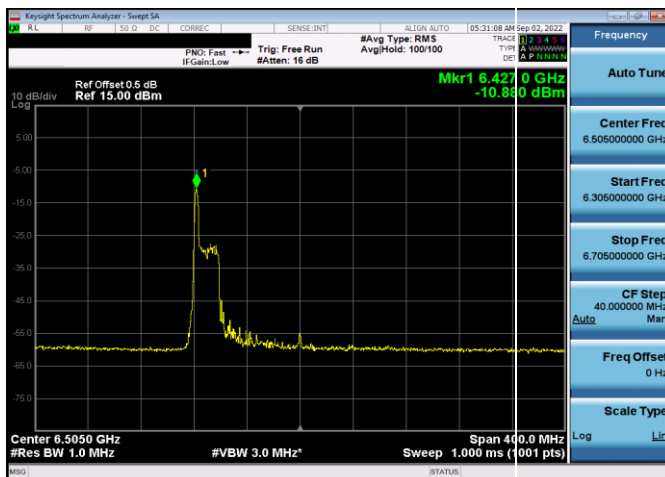
Plot 7-314. Power Spectral Density Plot SDM Antenna 4a (160MHz 802.11ax RU26 (UNII Band 6) – Ch. 111)



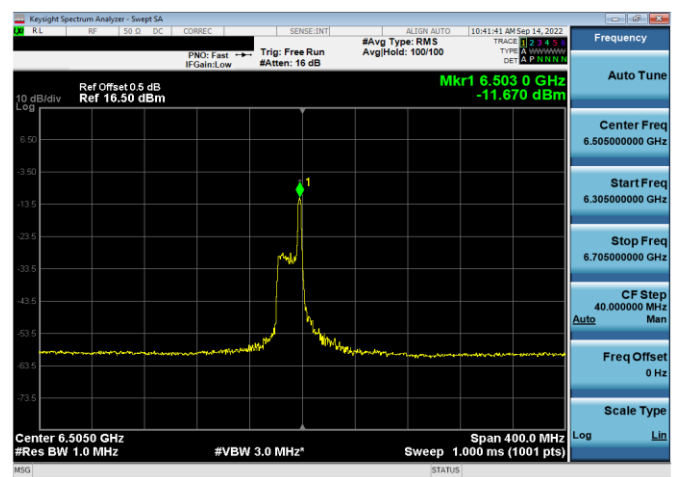
Plot 7-312. Power Spectral Density Plot SDM Antenna 4a (80MHz 802.11ax RU996 (UNII Band 6) – Ch. 103)



Plot 7-315. Power Spectral Density Plot SDM Antenna 5b (160MHz 802.11ax RU26 (UNII Band 6) – Ch. 111)

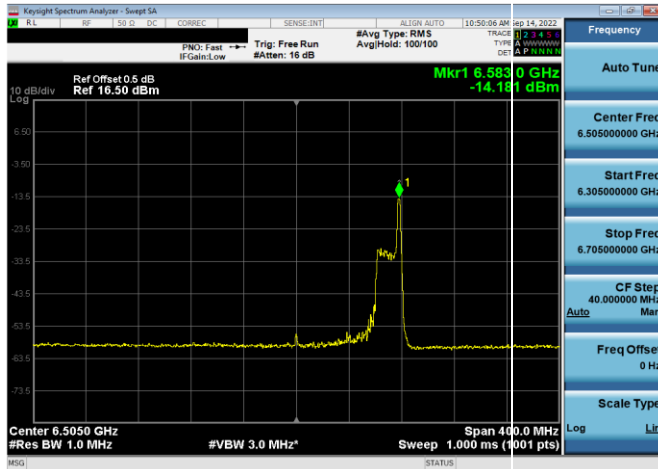


Plot 7-313. Power Spectral Density Plot SDM Antenna 5b (160MHz 802.11ax RU26 (UNII Band 6) – Ch. 111)

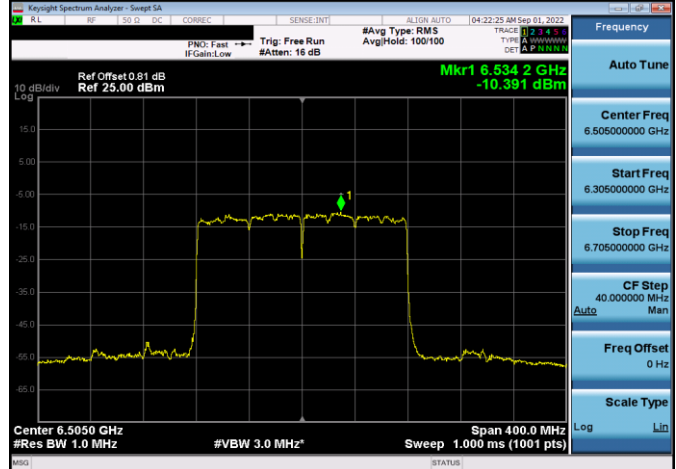


Plot 7-316. Power Spectral Density Plot SDM Antenna 4a (160MHz 802.11ax RU26 (UNII Band 6) – Ch. 111)

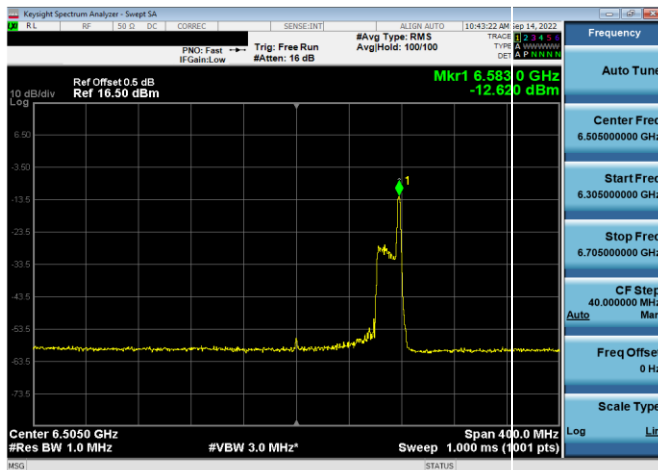
FCC ID: BCGA2435 IC: 579C-A2435		MEASUREMENT REPORT (CERTIFICATION)	Approved by: Technical Manager
Test Report S/N: 1C2205090025-22-R3.BCG			
Test Dates: 05/27/2022 - 9/12/2022	EUT Type: Tablet Device		Page 101 of 323



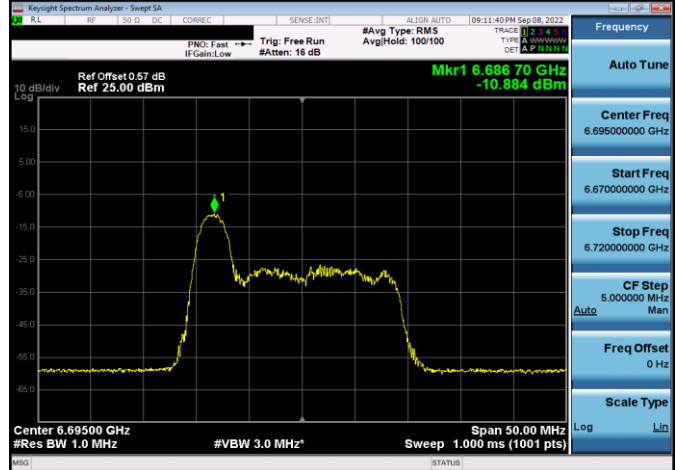
Plot 7-317. Power Spectral Density Plot SDM Antenna 5b (160MHz 802.11ax RU26 (UNII Band 6) – Ch. 111)



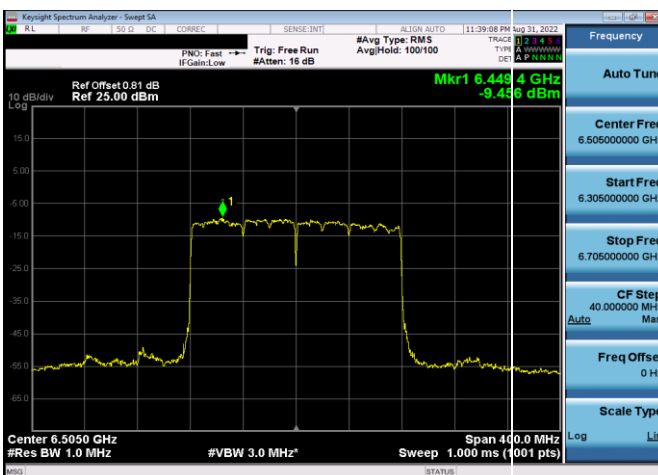
Plot 7-320. Power Spectral Density Plot SDM Antenna 4a (160MHz 802.11ax RU484 (UNII Band 6) – Ch. 111)



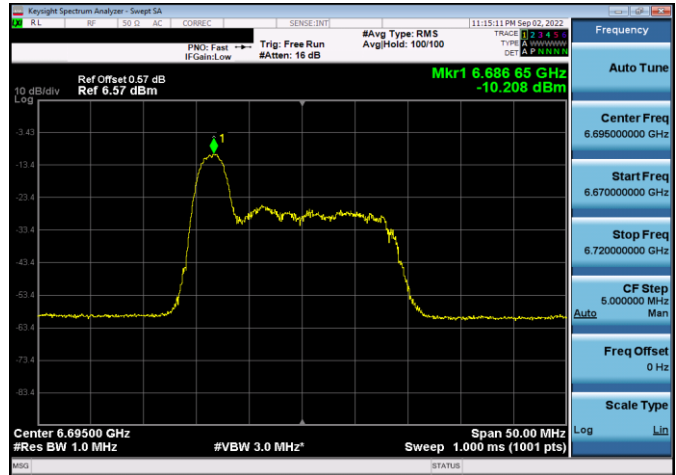
Plot 7-318. Power Spectral Density Plot SDM Antenna 4a (160MHz 802.11ax RU26 (UNII Band 6) – Ch. 111)



Plot 7-321. Power Spectral Density Plot SDM Antenna 5b (20MHz 802.11ax RU26 (UNII Band 7) – Ch. 149)

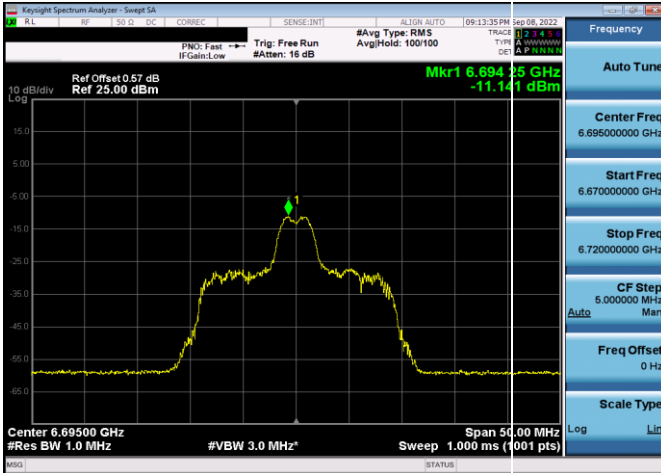


Plot 7-319. Power Spectral Density Plot SDM Antenna 5b (160MHz 802.11ax RU484 (UNII Band 6) – Ch. 111)

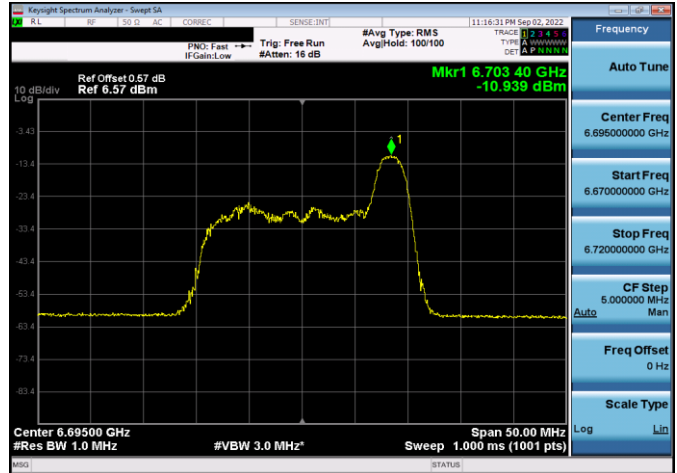


Plot 7-322. Power Spectral Density Plot SDM Antenna 4a (20MHz 802.11ax RU26 (UNII Band 7) – Ch. 149)

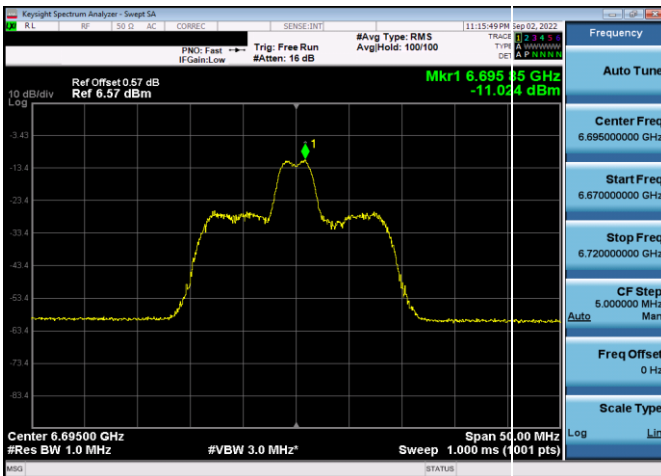
FCC ID: BCGA2435 IC: 579C-A2435	element	MEASUREMENT REPORT (CERTIFICATION)	Approved by: Technical Manager
Test Report S/N: 1C2205090025-22-R3.BCG	Test Dates: 05/27/2022 - 9/12/2022	EUT Type: Tablet Device	Page 102 of 323



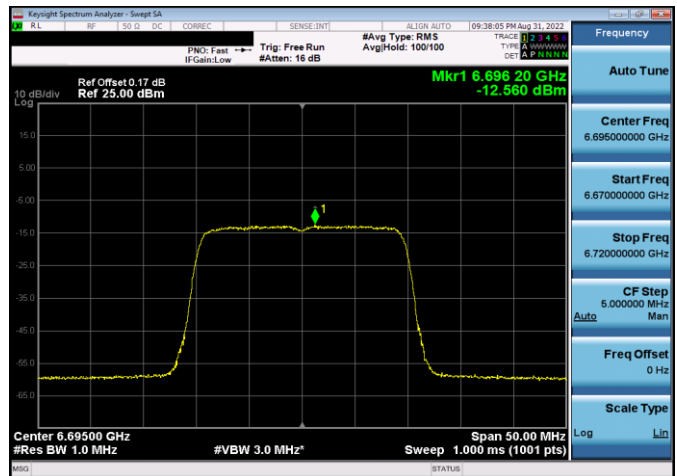
Plot 7-323. Power Spectral Density Plot SDM Antenna 5b (20MHz 802.11ax RU26 (UNII Band 7) – Ch. 149)



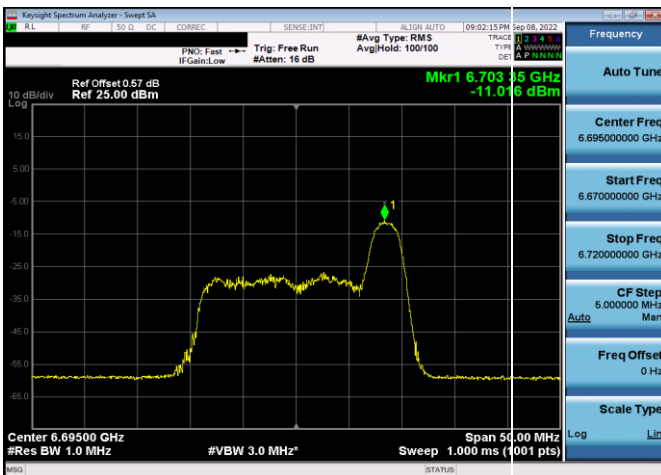
Plot 7-326. Power Spectral Density Plot SDM Antenna 4a (20MHz 802.11ax RU26 (UNII Band 7) – Ch. 149)



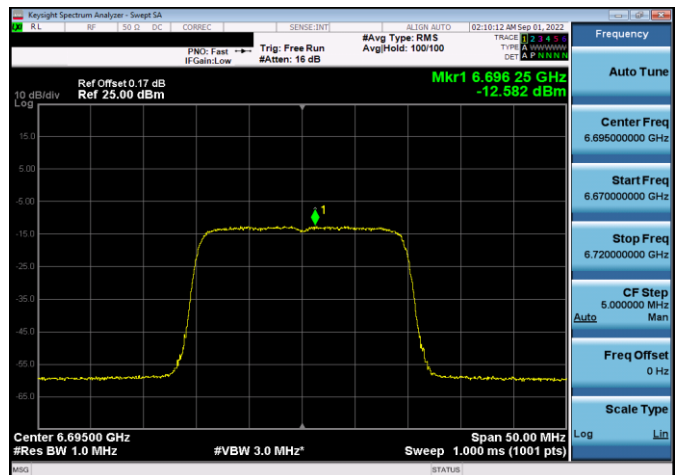
Plot 7-324. Power Spectral Density Plot SDM Antenna 4a (20MHz 802.11ax RU26 (UNII Band 7) – Ch. 149)



Plot 7-327. Power Spectral Density Plot SDM Antenna 5b (20MHz 802.11ax RU242 (UNII Band 7) – Ch. 149)

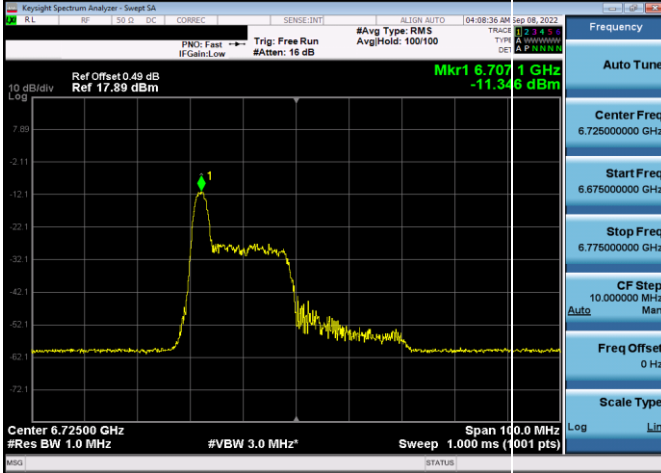


Plot 7-325. Power Spectral Density Plot SDM Antenna 5b (20MHz 802.11ax RU26 (UNII Band 7) – Ch. 149)

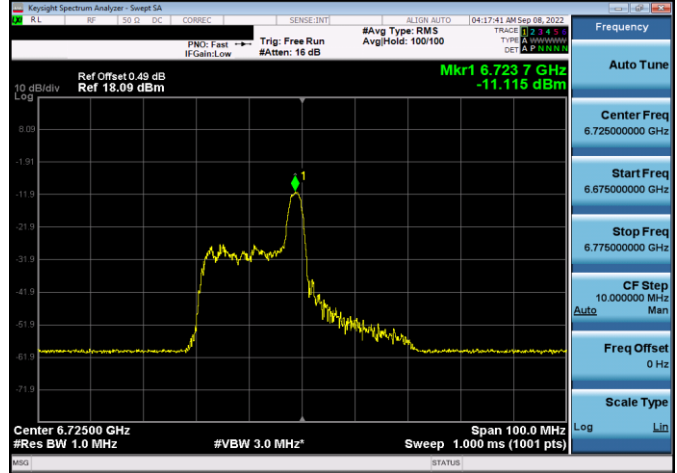


Plot 7-328. Power Spectral Density Plot SDM Antenna 4a (20MHz 802.11ax RU242 (UNII Band 7) – Ch. 149)

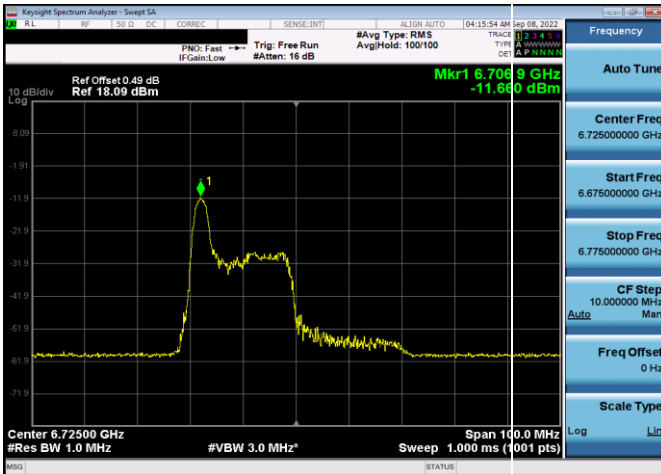
FCC ID: BCGA2435 IC: 579C-A2435	element	MEASUREMENT REPORT (CERTIFICATION)	Approved by: Technical Manager
Test Report S/N: 1C2205090025-22-R3.BCG	Test Dates: 05/27/2022 - 9/12/2022	EUT Type: Tablet Device	Page 103 of 323



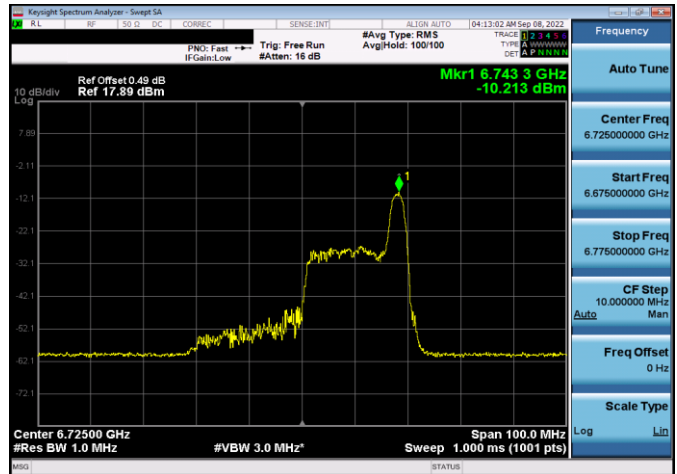
Plot 7-329. Power Spectral Density Plot SDM Antenna 5b (40MHz 802.11ax RU26 (UNII Band 7) – Ch. 155)



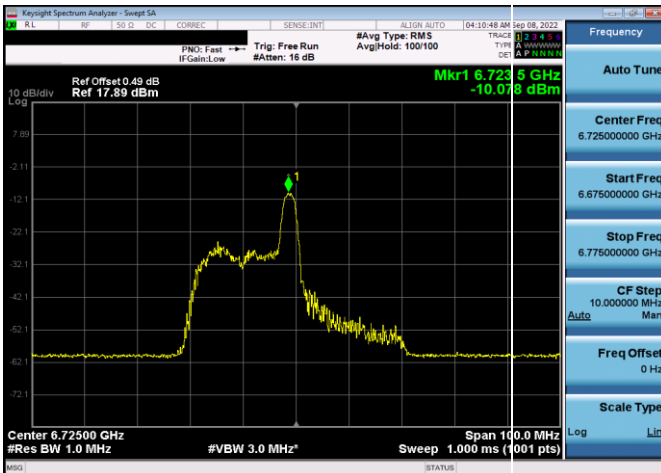
Plot 7-332. Power Spectral Density Plot SDM Antenna 4a (40MHz 802.11ax RU26 (UNII Band 7) – Ch. 155)



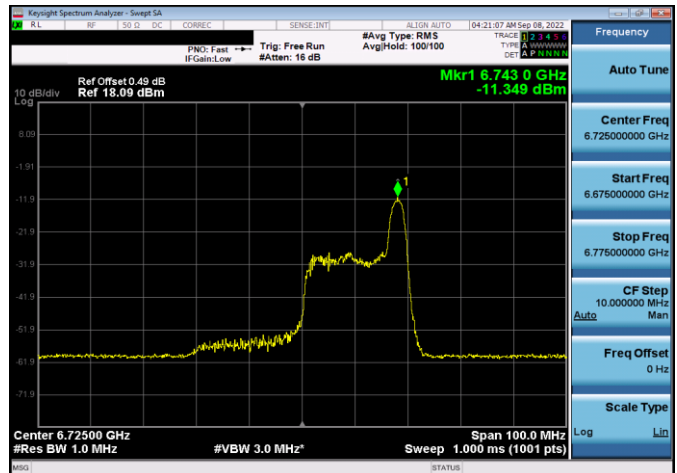
Plot 7-330. Power Spectral Density Plot SDM Antenna 4a (40MHz 802.11ax RU26 (UNII Band 7) – Ch. 155)



Plot 7-333. Power Spectral Density Plot SDM Antenna 5b (40MHz 802.11ax RU26 (UNII Band 7) – Ch. 155)

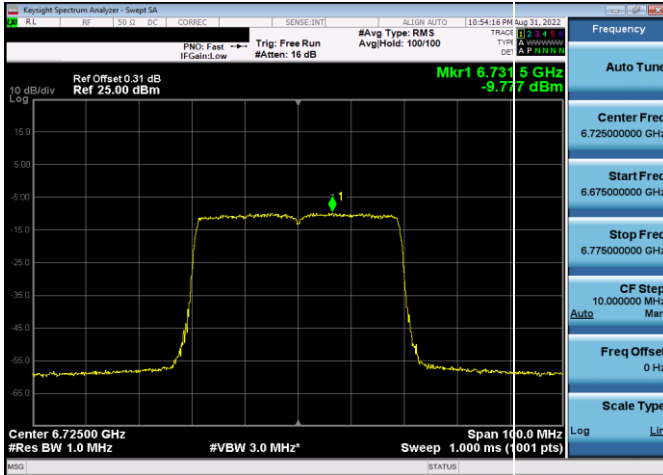


Plot 7-331. Power Spectral Density Plot SDM Antenna 5b (40MHz 802.11ax RU26 (UNII Band 7) – Ch. 155)

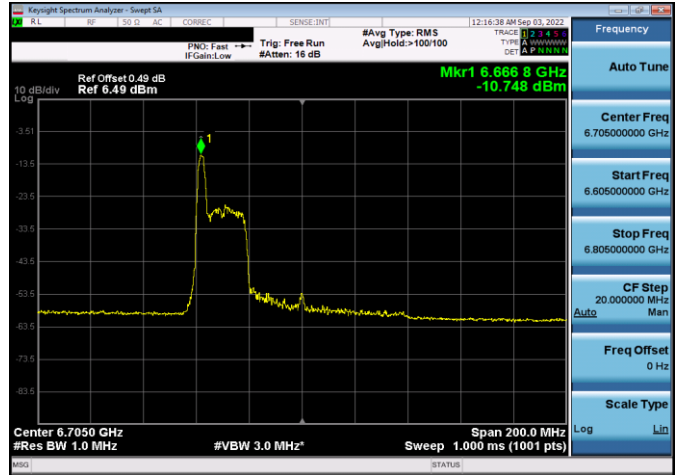


Plot 7-334. Power Spectral Density Plot SDM Antenna 4a (40MHz 802.11ax RU26 (UNII Band 7) – Ch. 155)

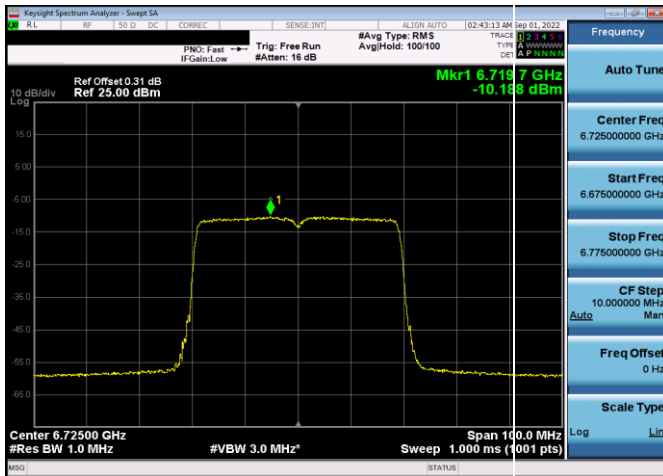
FCC ID: BCGA2435 IC: 579C-A2435		MEASUREMENT REPORT (CERTIFICATION)	Approved by: Technical Manager
Test Report S/N: 1C2205090025-22-R3.BCG			
Test Dates: 05/27/2022 - 9/12/2022	EUT Type: Tablet Device		Page 104 of 323



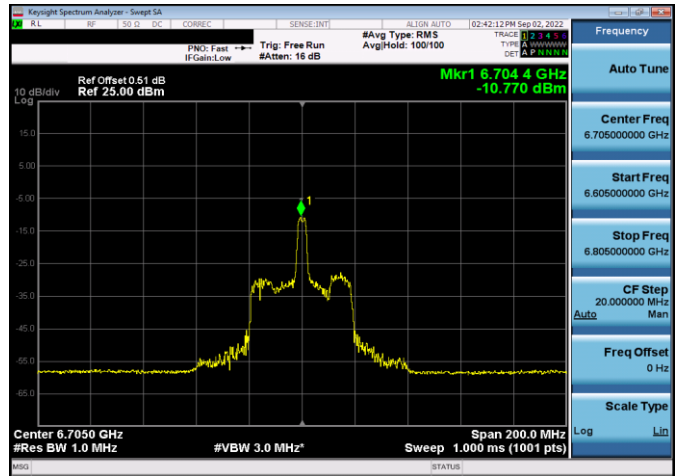
Plot 7-335. Power Spectral Density Plot SDM Antenna 5b (40MHz 802.11ax RU484 (UNII Band 7) – Ch. 155)



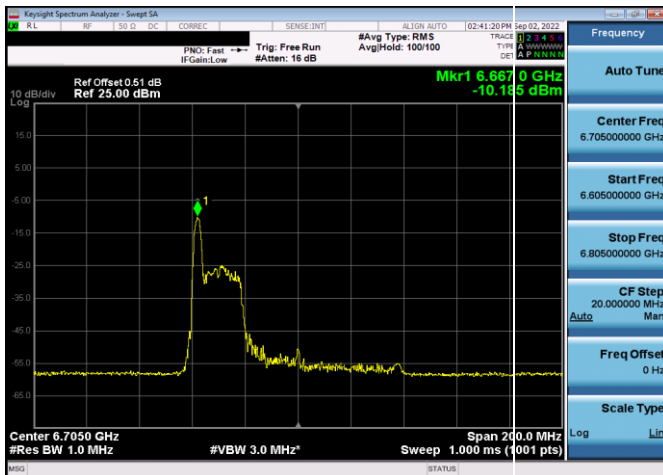
Plot 7-338. Power Spectral Density Plot SDM Antenna 4a (80MHz 802.11ax RU26 (UNII Band 7) – Ch. 151)



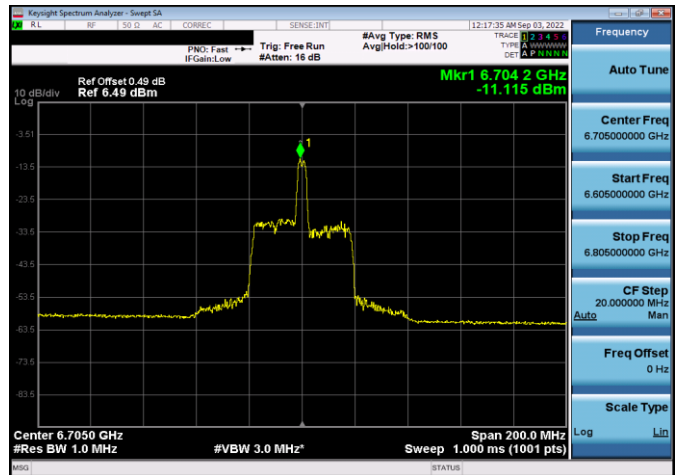
Plot 7-336. Power Spectral Density Plot SDM Antenna 4a (40MHz 802.11ax RU484 (UNII Band 7) – Ch. 155)



Plot 7-339. Power Spectral Density Plot SDM Antenna 5b (80MHz 802.11ax RU26 (UNII Band 7) – Ch. 151)

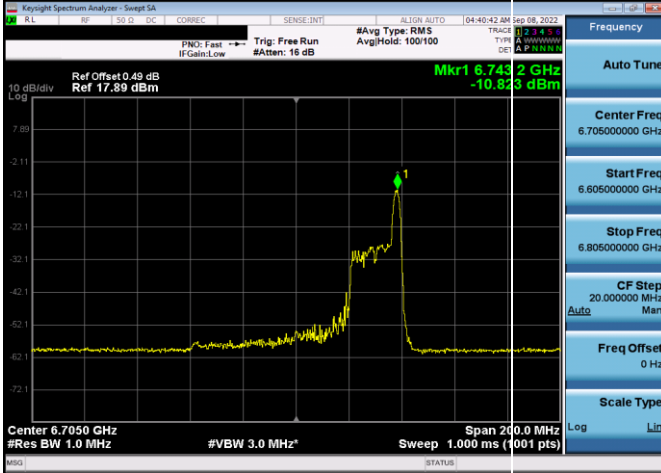


Plot 7-337. Power Spectral Density Plot SDM Antenna 5b (80MHz 802.11ax RU26 (UNII Band 7) – Ch. 151)

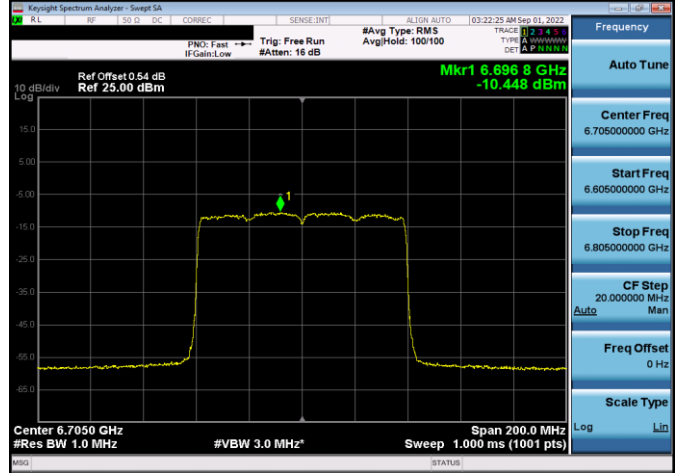


Plot 7-340. Power Spectral Density Plot SDM Antenna 4a (80MHz 802.11ax RU26 (UNII Band 7) – Ch. 151)

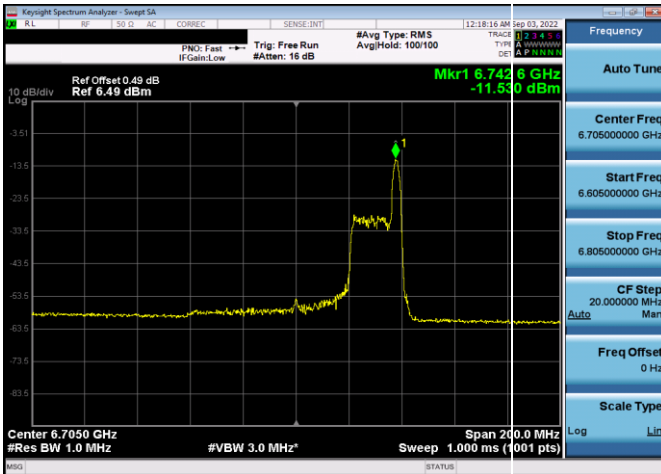
FCC ID: BCGA2435 IC: 579C-A2435		MEASUREMENT REPORT (CERTIFICATION)	Approved by: Technical Manager
Test Report S/N: 1C2205090025-22-R3.BCG	Test Dates: 05/27/2022 - 9/12/2022	EUT Type: Tablet Device	Page 105 of 323



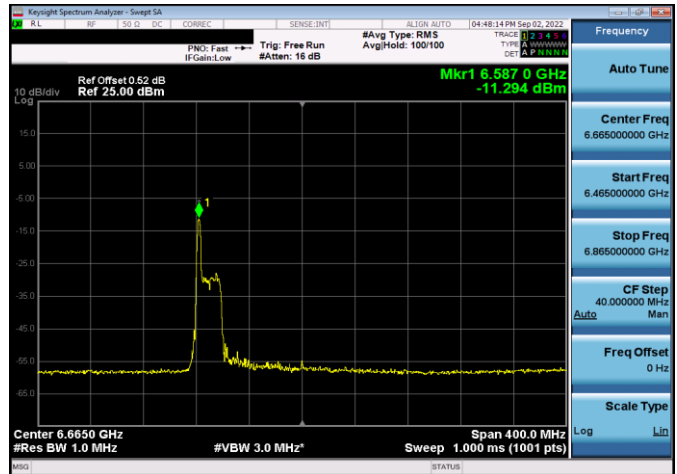
Plot 7-341. Power Spectral Density Plot SDM Antenna 5b (80MHz 802.11ax RU26 (UNII Band 7) – Ch. 151)



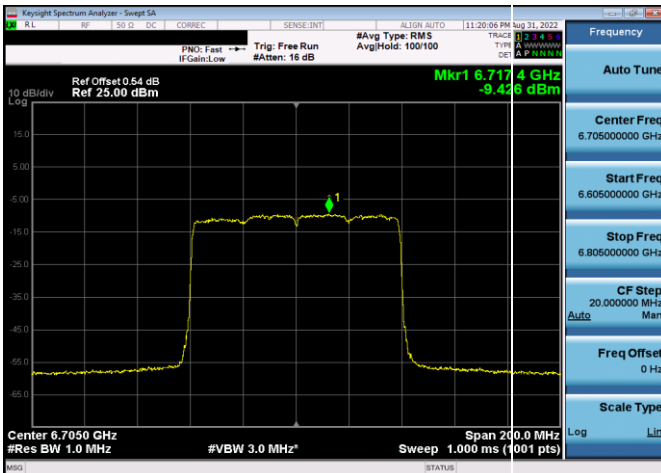
Plot 7-344. Power Spectral Density Plot SDM Antenna 4a (80MHz 802.11ax RU996 (UNII Band 7) – Ch. 151)



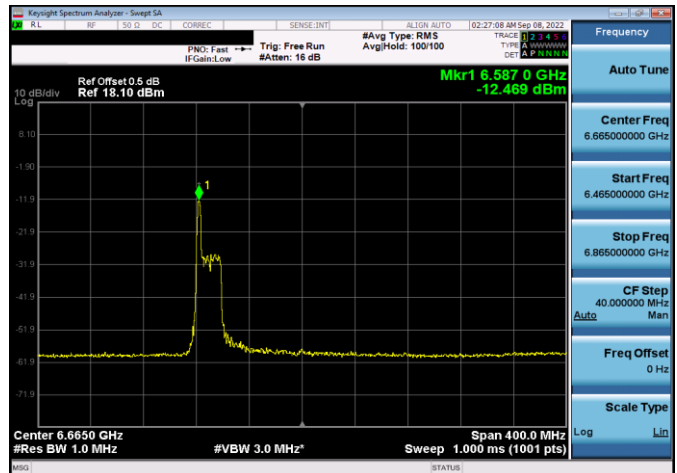
Plot 7-342. Power Spectral Density Plot SDM Antenna 4a (80MHz 802.11ax RU26 (UNII Band 7) – Ch. 151)



Plot 7-345. Power Spectral Density Plot SDM Antenna 5b (160MHz 802.11ax RU26 (UNII Band 7) – Ch. 143)

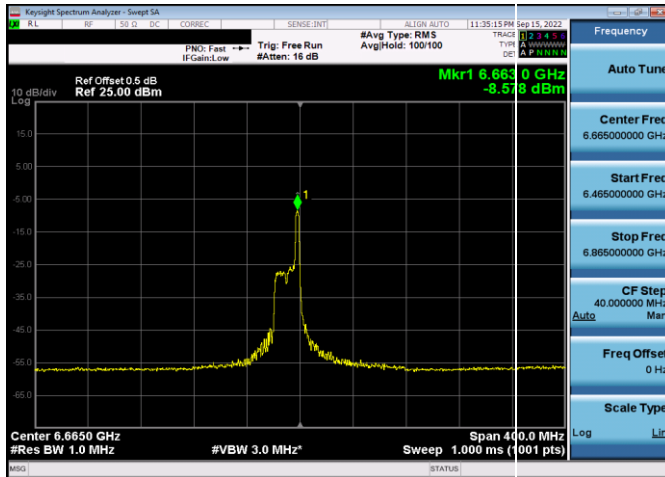


Plot 7-343. Power Spectral Density Plot SDM Antenna 5b (80MHz 802.11ax RU996 (UNII Band 7) – Ch. 151)

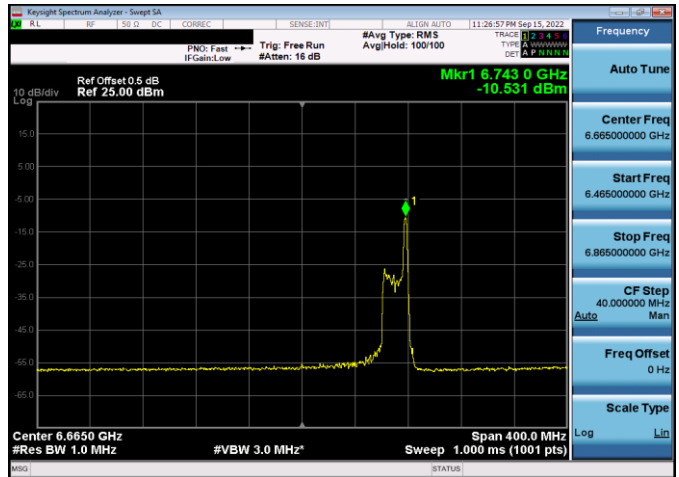


Plot 7-346. Power Spectral Density Plot SDM Antenna 4a (160MHz 802.11ax RU26 (UNII Band 7) – Ch. 143)

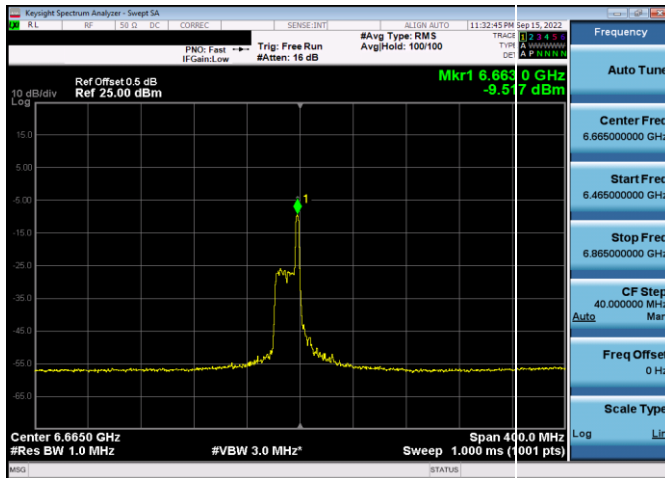
FCC ID: BCGA2435 IC: 579C-A2435		MEASUREMENT REPORT (CERTIFICATION)	Approved by: Technical Manager
Test Report S/N: 1C2205090025-22-R3.BCG			
Test Dates: 05/27/2022 - 9/12/2022	EUT Type: Tablet Device		Page 106 of 323



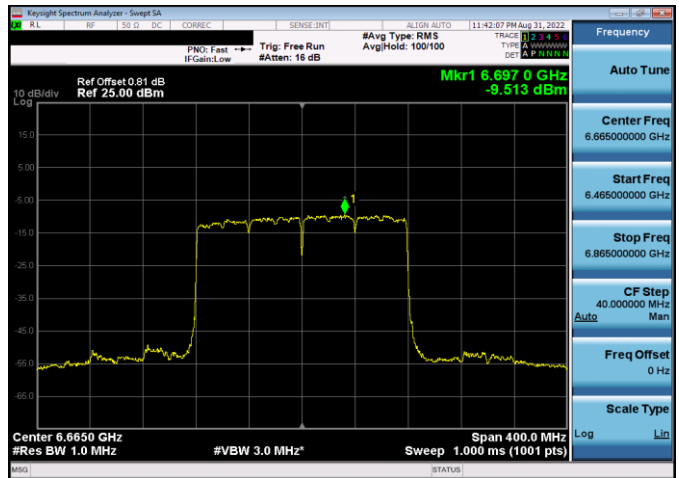
Plot 7-347. Power Spectral Density Plot SDM Antenna 5b (160MHz 802.11ax RU26 (UNII Band 7) – Ch. 143)



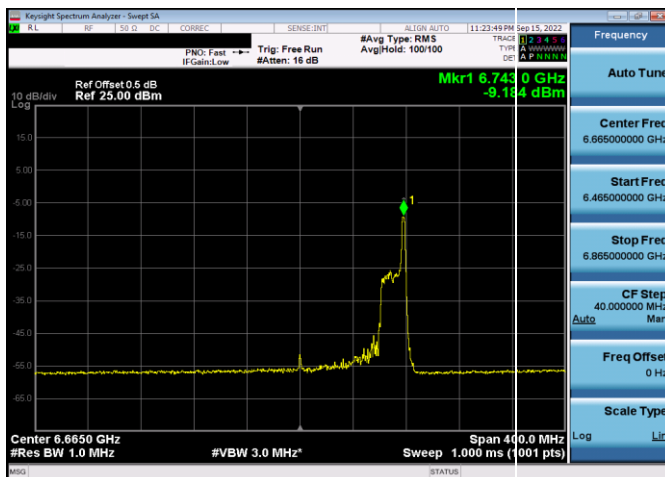
Plot 7-350. Power Spectral Density Plot SDM Antenna 4a (160MHz 802.11ax RU26 (UNII Band 7) – Ch. 143)



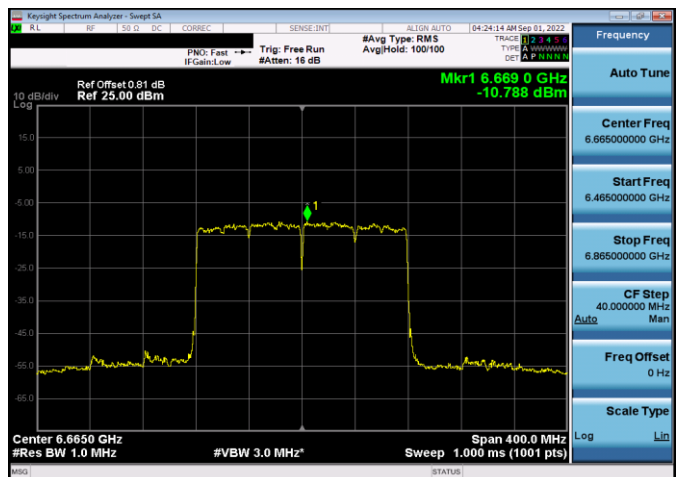
Plot 7-348. Power Spectral Density Plot SDM Antenna 4a (160MHz 802.11ax RU26 (UNII Band 7) – Ch. 143)



Plot 7-351. Power Spectral Density Plot SDM Antenna 5b (160MHz 802.11ax RU484 (UNII Band 7) – Ch. 143)

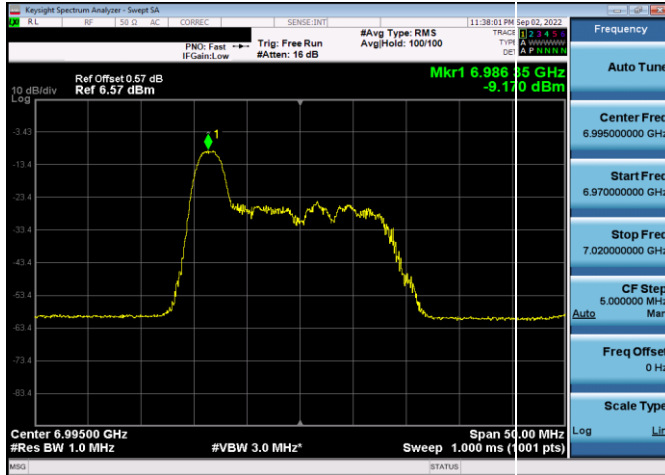


Plot 7-349. Power Spectral Density Plot SDM Antenna 5b (160MHz 802.11ax RU26 (UNII Band 7) – Ch. 143)

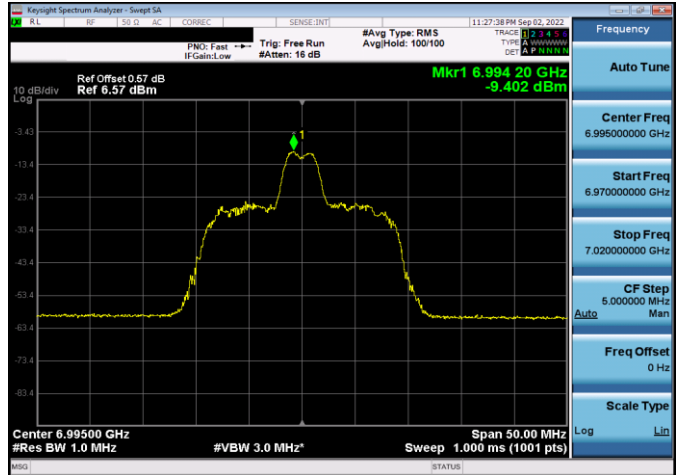


Plot 7-352. Power Spectral Density Plot SDM Antenna 4a (160MHz 802.11ax RU484 (UNII Band 7) – Ch. 143)

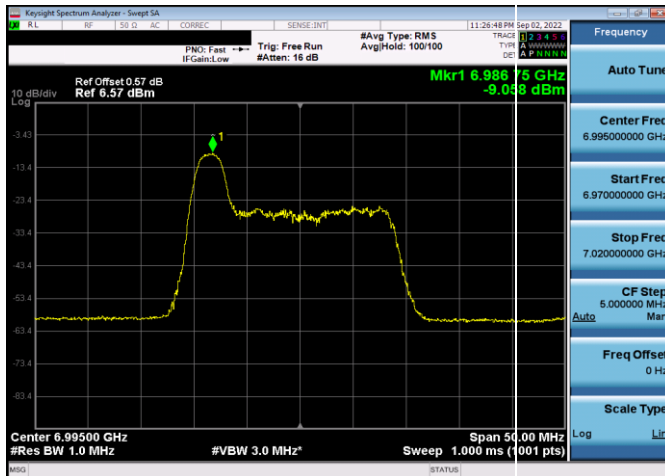
FCC ID: BCGA2435 IC: 579C-A2435	element	MEASUREMENT REPORT (CERTIFICATION)	Approved by: Technical Manager
Test Report S/N: 1C2205090025-22-R3.BCG	Test Dates: 05/27/2022 - 9/12/2022	EUT Type: Tablet Device	Page 107 of 323



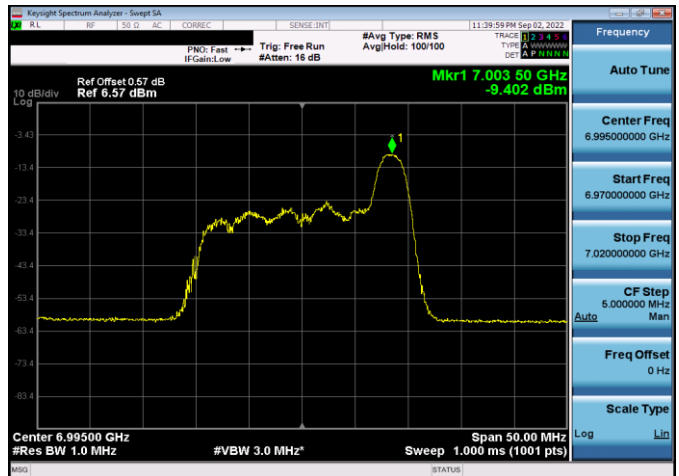
Plot 7-353. Power Spectral Density Plot SDM Antenna 5b (20MHz 802.11ax RU26 (UNII Band 8) – Ch. 209)



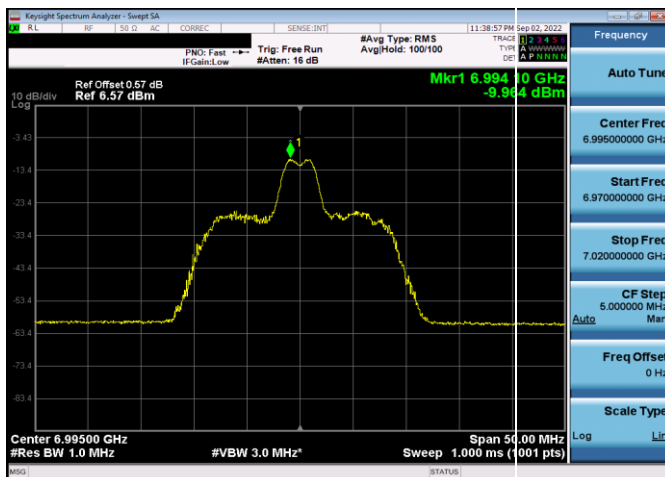
Plot 7-356. Power Spectral Density Plot SDM Antenna 4a (20MHz 802.11ax RU26 (UNII Band 8) – Ch. 209)



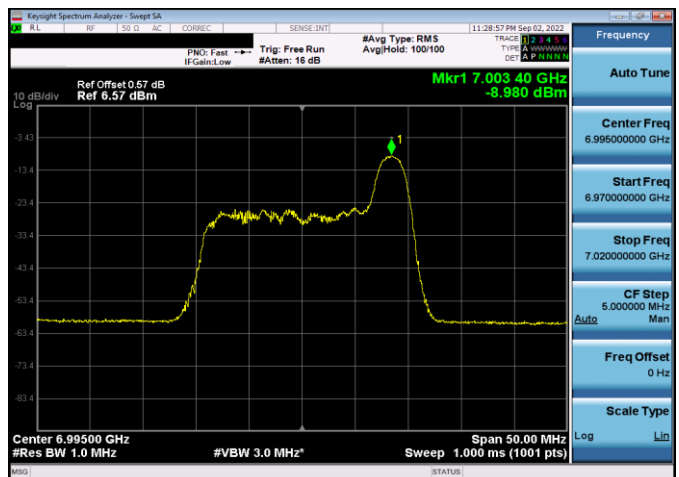
Plot 7-354. Power Spectral Density Plot SDM Antenna 4a (20MHz 802.11ax RU26 (UNII Band 8) – Ch. 209)



Plot 7-357. Power Spectral Density Plot SDM Antenna 5b (20MHz 802.11ax RU26 (UNII Band 8) – Ch. 209)

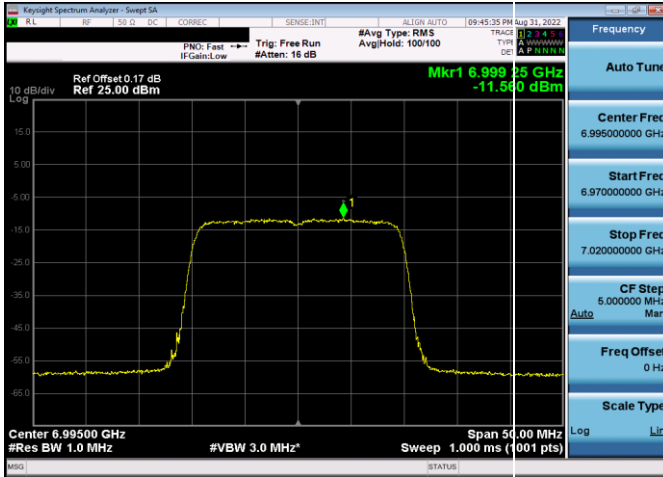


Plot 7-355. Power Spectral Density Plot SDM Antenna 5b (20MHz 802.11ax RU26 (UNII Band 8) – Ch. 209)

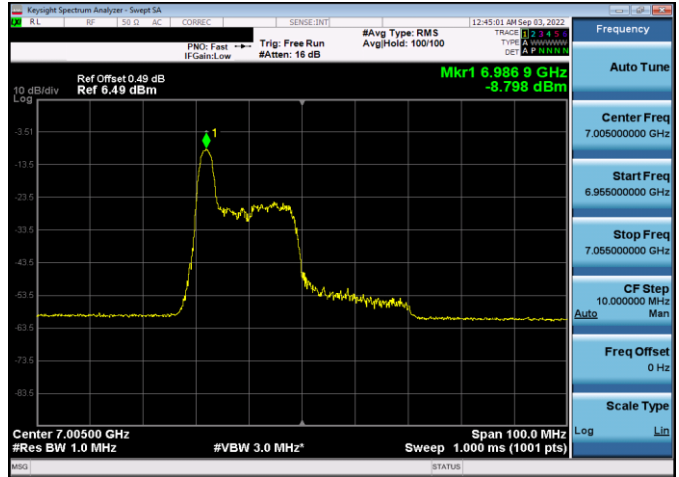


Plot 7-358. Power Spectral Density Plot SDM Antenna 4a (20MHz 802.11ax RU26 (UNII Band 8) – Ch. 209)

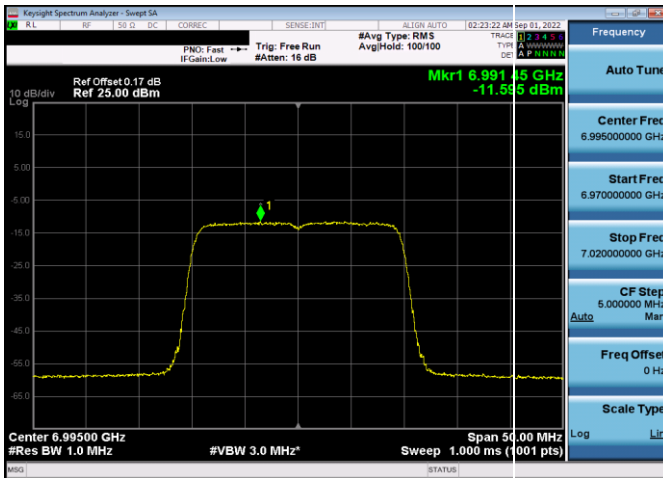
FCC ID: BCGA2435 IC: 579C-A2435	MEASUREMENT REPORT (CERTIFICATION)	Approved by: Technical Manager
Test Report S/N: 1C2205090025-22-R3.BCG	Test Dates: 05/27/2022 - 9/12/2022	Page 108 of 323
EUT Type: Tablet Device		



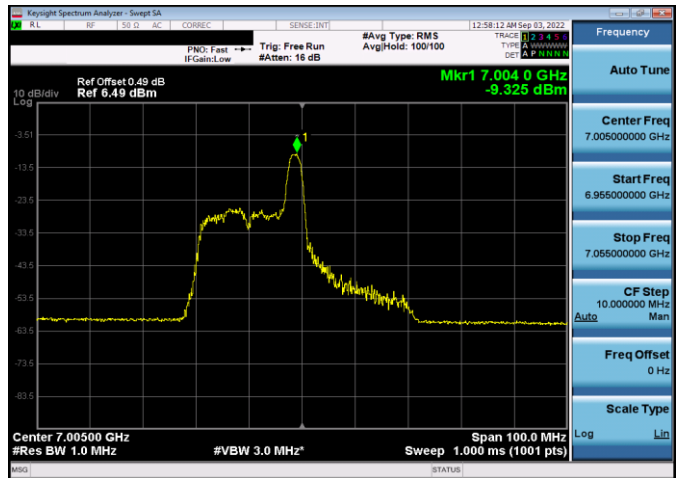
Plot 7-359. Power Spectral Density Plot SDM Antenna 5b (20MHz 802.11ax RU242 (UNII Band 8) – Ch. 209)



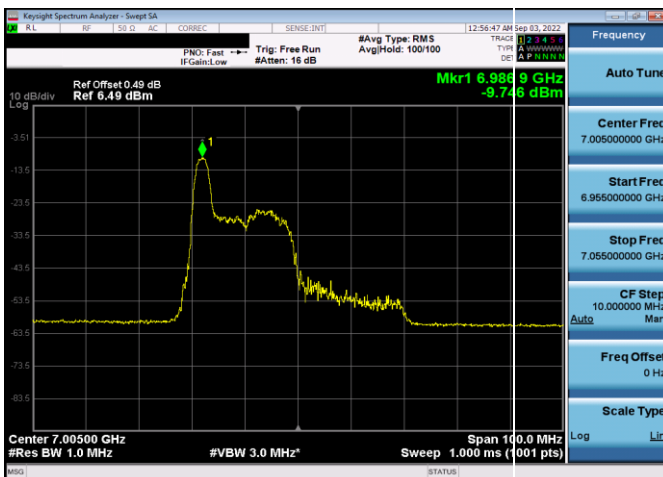
Plot 7-362. Power Spectral Density Plot SDM Antenna 4a (40MHz 802.11ax RU26 (UNII Band 8) – Ch. 211)



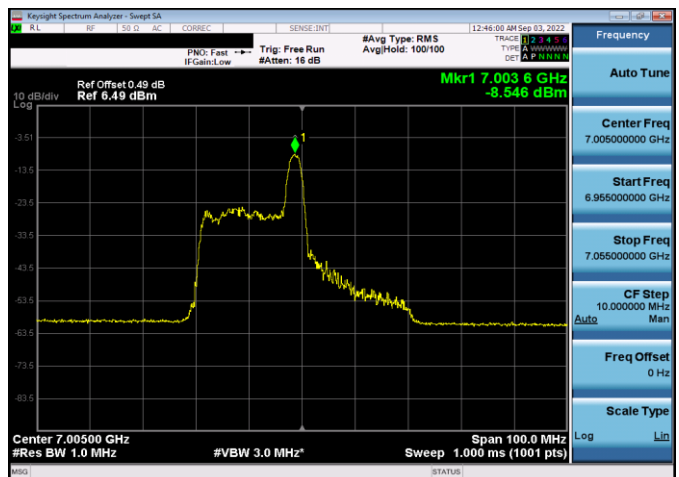
Plot 7-360. Power Spectral Density Plot SDM Antenna 4a (20MHz 802.11ax RU242 (UNII Band 8) – Ch. 209)



Plot 7-363. Power Spectral Density Plot SDM Antenna 5b (40MHz 802.11ax RU26 (UNII Band 8) – Ch. 211)



Plot 7-361. Power Spectral Density Plot SDM Antenna 5b (40MHz 802.11ax RU26 (UNII Band 8) – Ch. 211)



Plot 7-364. Power Spectral Density Plot SDM Antenna 4a (40MHz 802.11ax RU26 (UNII Band 8) – Ch. 211)

FCC ID: BCGA2435 IC: 579C-A2435		MEASUREMENT REPORT (CERTIFICATION)	Approved by: Technical Manager
Test Report S/N: 1C2205090025-22-R3.BCG	Test Dates: 05/27/2022 - 9/12/2022	EUT Type: Tablet Device	Page 109 of 323