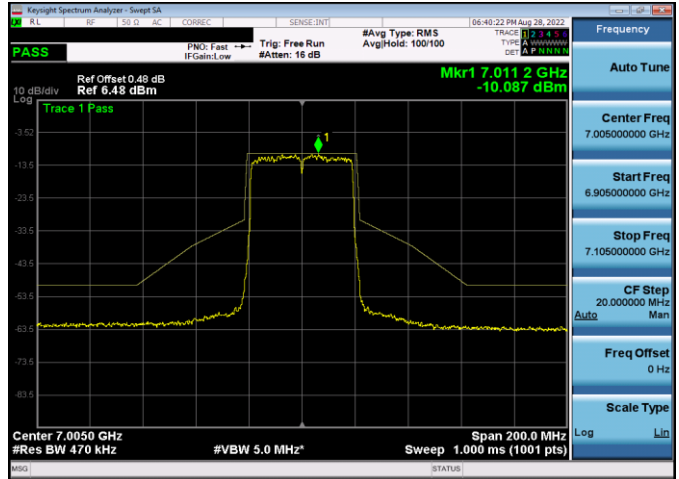
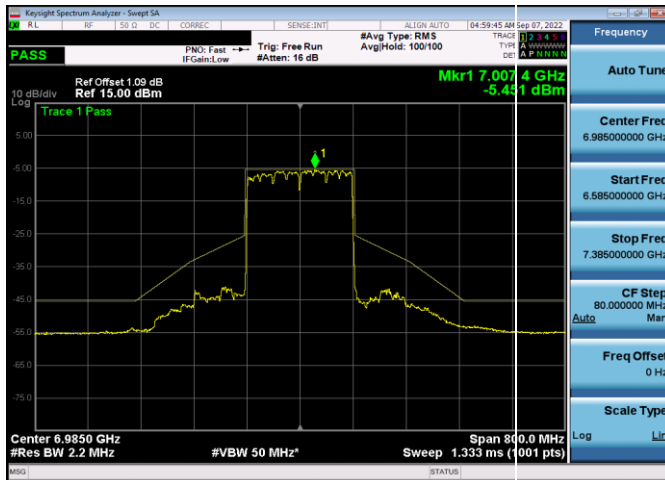


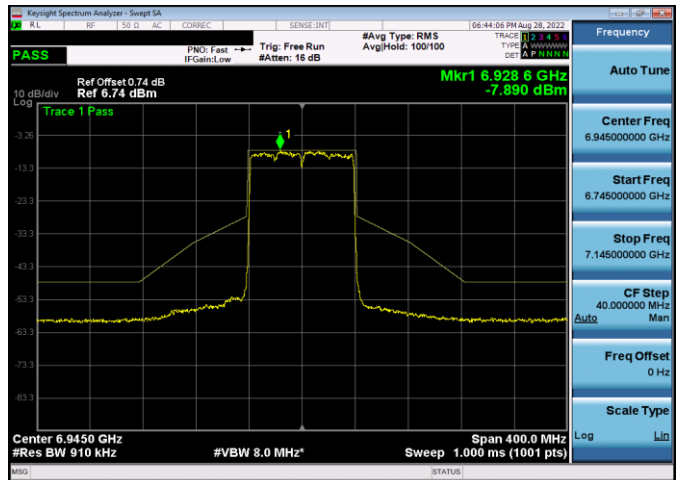
Plot 7-451. In-Band Emission Plot Antenna 4a (80MHz 802.11ax (UNII Band 8) – Ch. 199, MCS11)



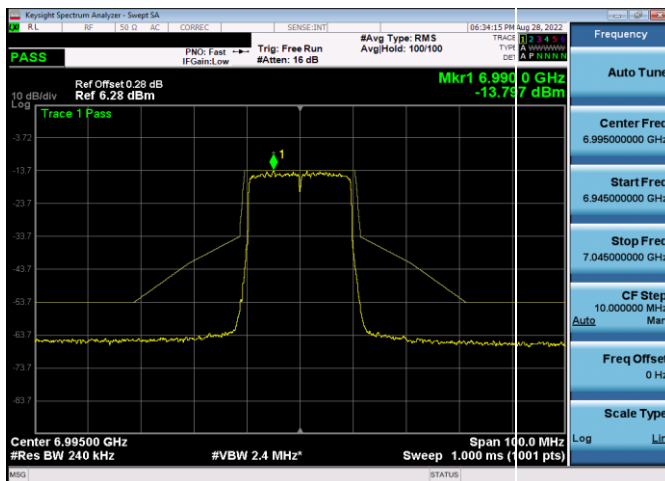
Plot 7-454. In-Band Emission Plot Antenna 4a (40MHz 802.11ax (UNII Band 8) – Ch. 211, MCS11)



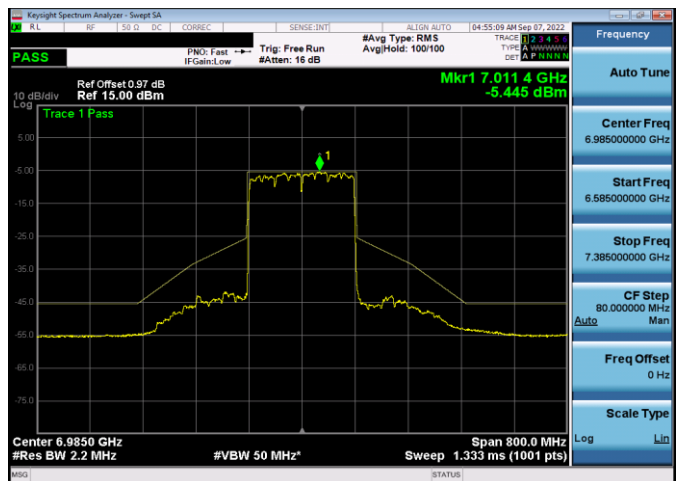
Plot 7-452. In-Band Emission Plot Antenna 4a (160MHz 802.11ax (UNII Band 8) – Ch. 207, MCS11)



Plot 7-455. In-Band Emission Plot Antenna 4a (80MHz 802.11ax (UNII Band 8) – Ch. 199, MCS11)



Plot 7-453. In-Band Emission Plot Antenna 4a (20MHz 802.11ax (UNII Band 8) – Ch. 209, MCS11)

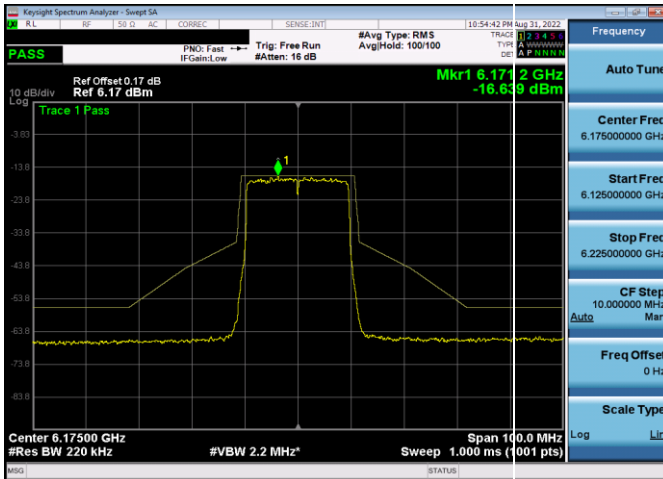


Plot 7-456. In-Band Emission Plot Antenna 4a (160MHz 802.11ax (UNII Band 8) – Ch. 207, MCS11)

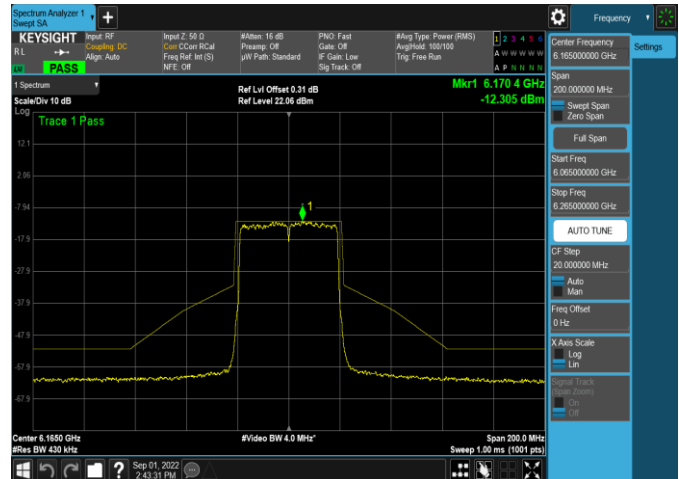
FCC ID: BCGA2435 IC: 579C-A2435	element	MEASUREMENT REPORT (CERTIFICATION)	Approved by: Technical Manager
Test Report S/N: 1C2205090025-21-R3.BCG	Test Dates: 05/27/2022 - 9/12/2022	EUT Type: Tablet Device	Page 140 of 282

7.5.3 SDM In-Band Emission Measurements

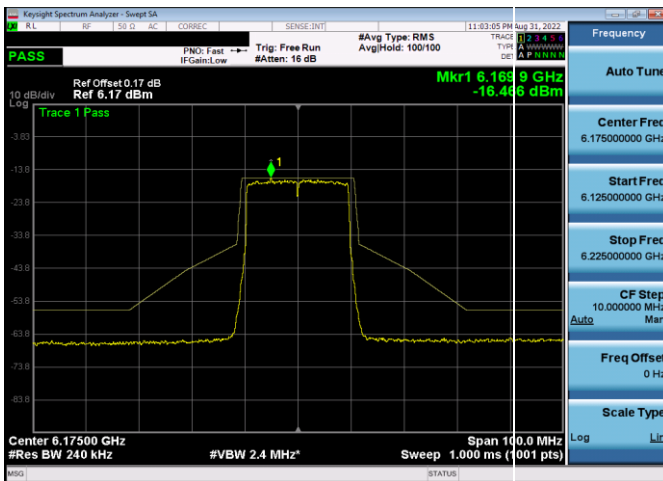
Low Data Rate



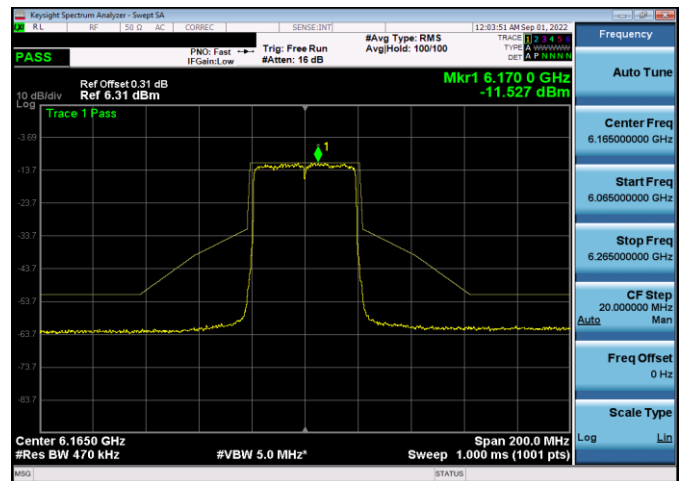
Plot 7-457. In-Band Emission Plot SDM Antenna 5b (20MHz 802.11ax (UNII Band 5) – Ch. 45, MCS2)



Plot 7-459. In-Band Emission Plot SDM Antenna 5b (40MHz 802.11ax (UNII Band 5) – Ch. 43, MCS2)

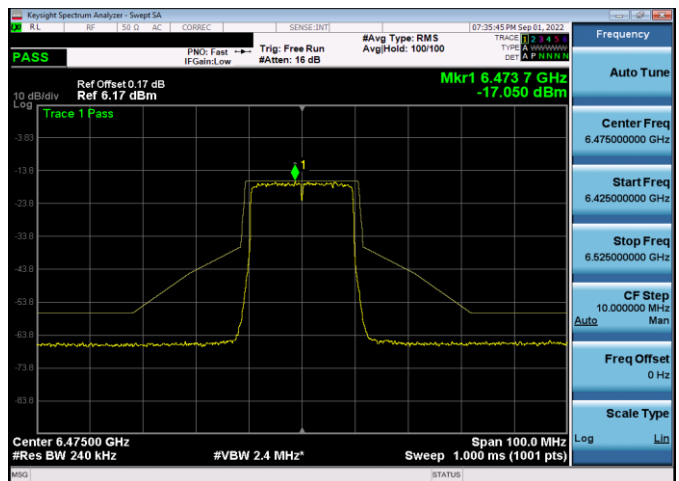
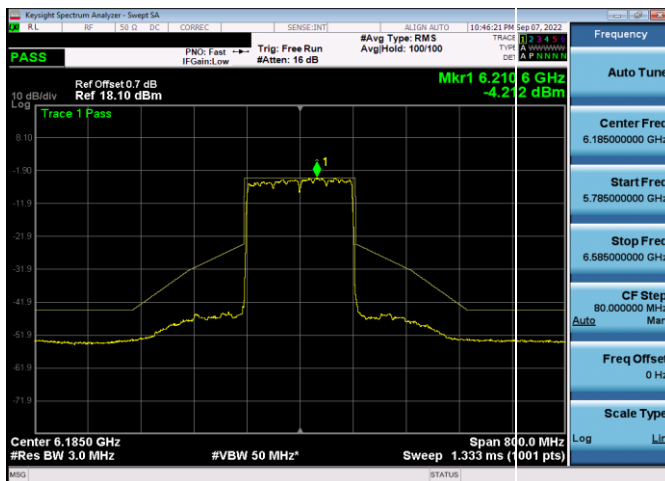
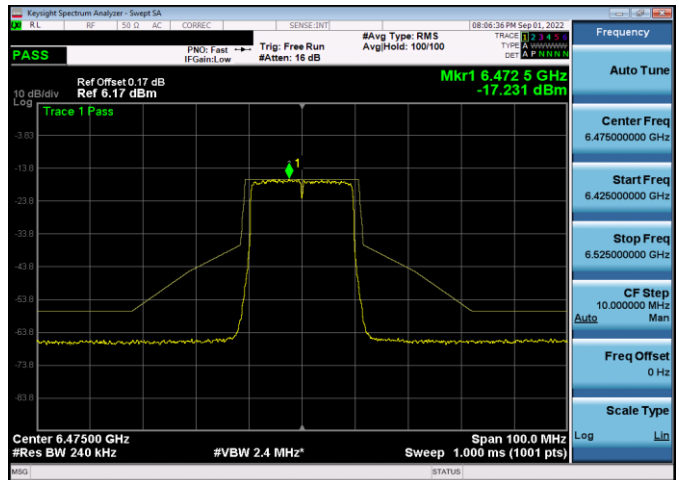
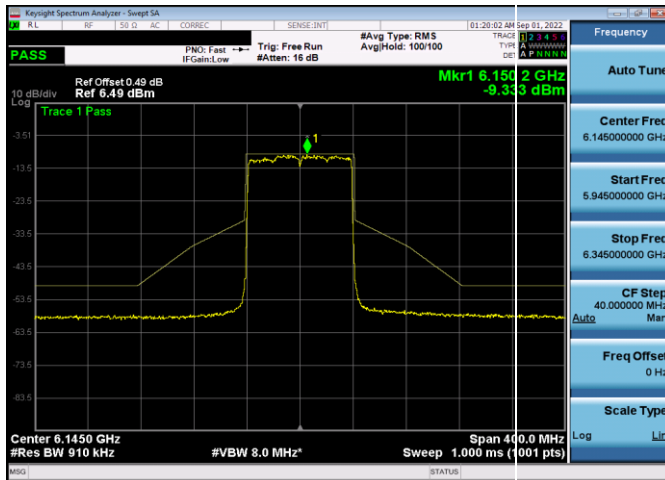
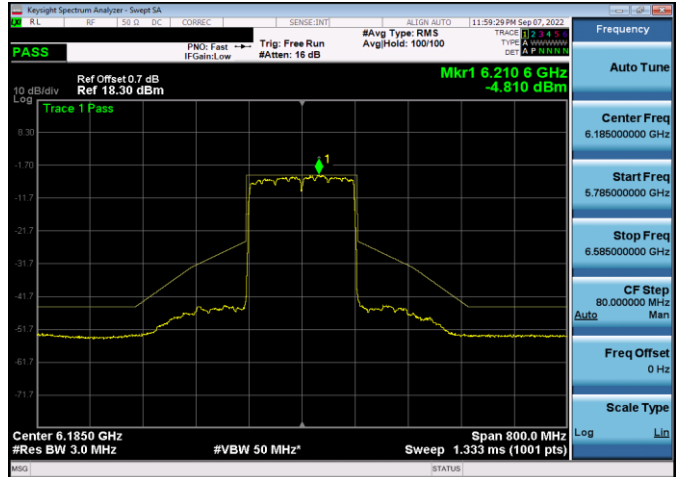
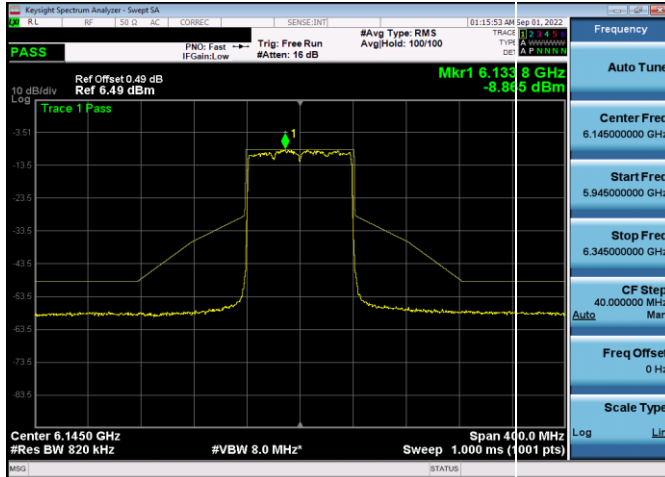


Plot 7-458. In-Band Emission Plot SDM Antenna 4a (20MHz 802.11ax (UNII Band 5) – Ch. 45, MCS2)

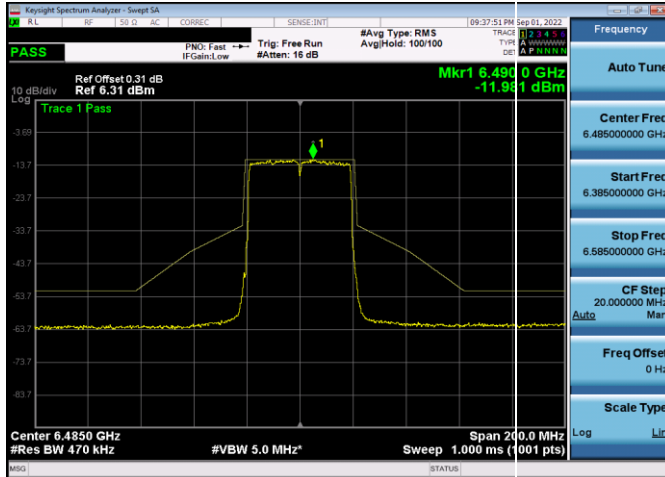


Plot 7-460. In-Band Emission Plot SDM Antenna 4a (40MHz 802.11ax (UNII Band 5) – Ch. 43, MCS2)

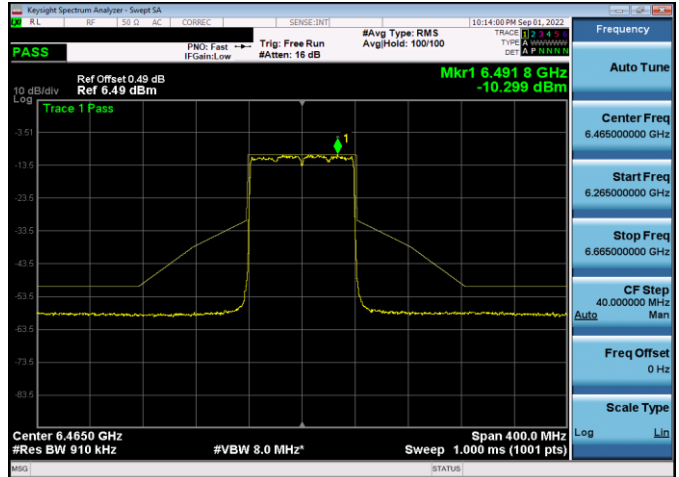
FCC ID: BCGA2435 IC: 579C-A2435	element	MEASUREMENT REPORT (CERTIFICATION)	Approved by: Technical Manager
Test Report S/N: 1C2205090025-21-R3.BCG	Test Dates: 05/27/2022 - 9/12/2022	EUT Type: Tablet Device	Page 141 of 282



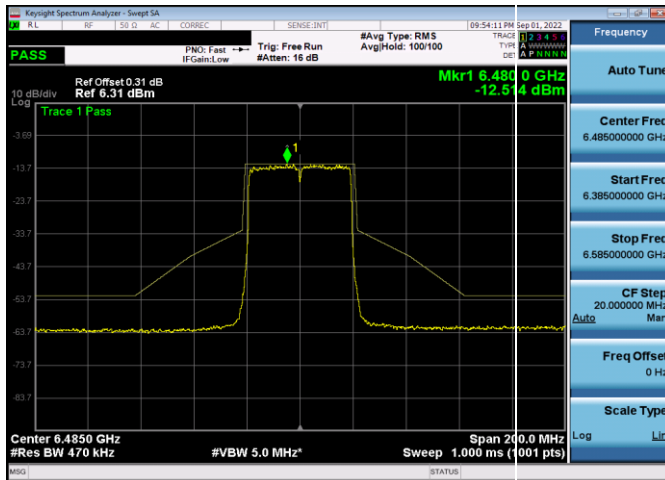
FCC ID: BCGA2435 IC: 579C-A2435	element	MEASUREMENT REPORT (CERTIFICATION)	Approved by: Technical Manager
Test Report S/N: 1C2205090025-21-R3.BCG	Test Dates: 05/27/2022 - 9/12/2022	EUT Type: Tablet Device	Page 142 of 282



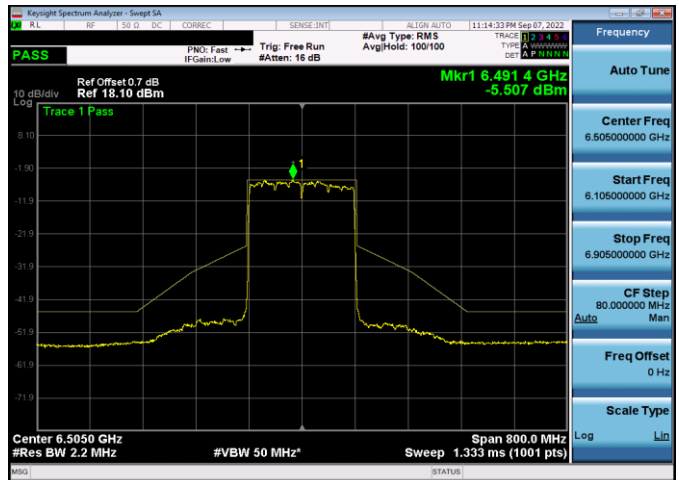
Plot 7-467. In-Band Emission Plot SDM Antenna 5b (40MHz)
802.11ax (UNII Band 6) – Ch. 107, MCS2)



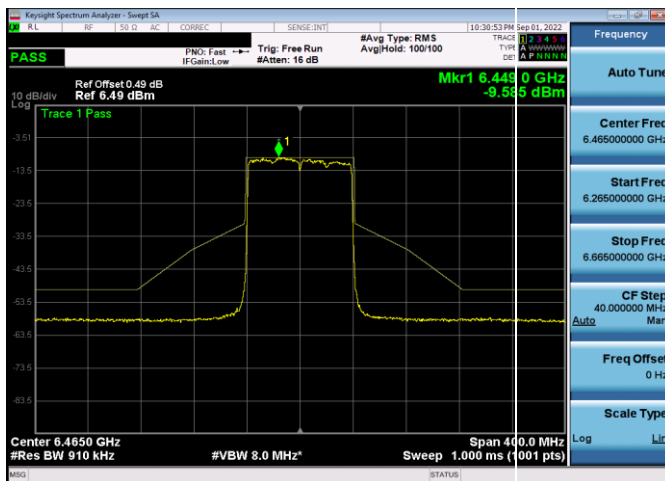
Plot 7-470. In-Band Emission Plot SDM Antenna 4a (80MHz)
802.11ax (UNII Band 6) – Ch. 103, MCS2)



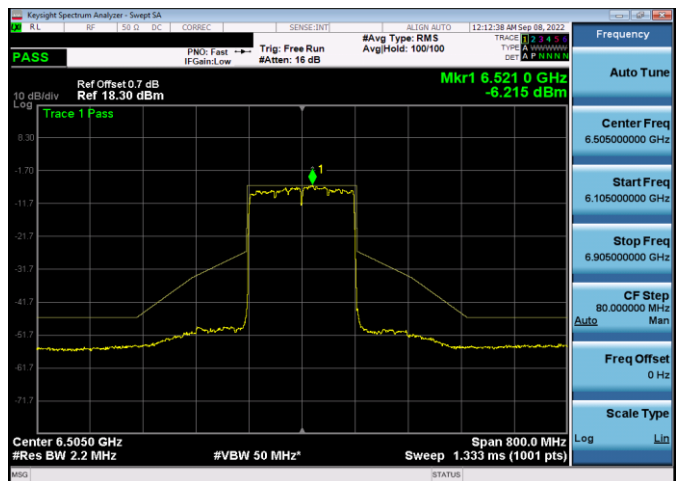
Plot 7-468. In-Band Emission Plot SDM Antenna 4a (40MHz)
802.11ax (UNII Band 6) – Ch. 107, MCS2)



Plot 7-471. In-Band Emission Plot SDM Antenna 5b (160MHz)
802.11ax (UNII Band 6) – Ch. 111, MCS2)

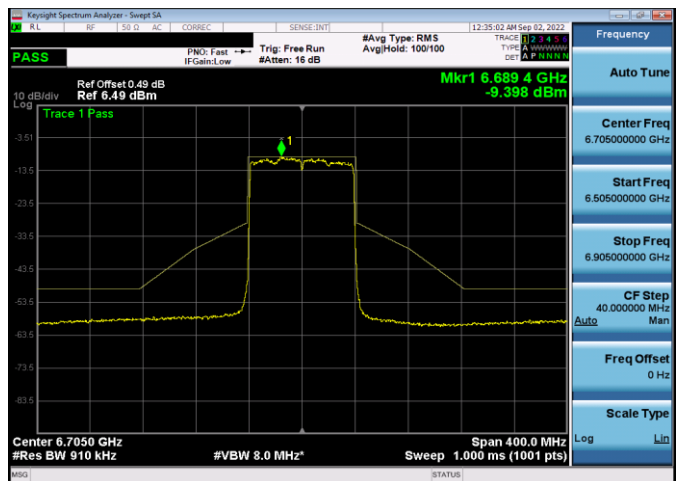
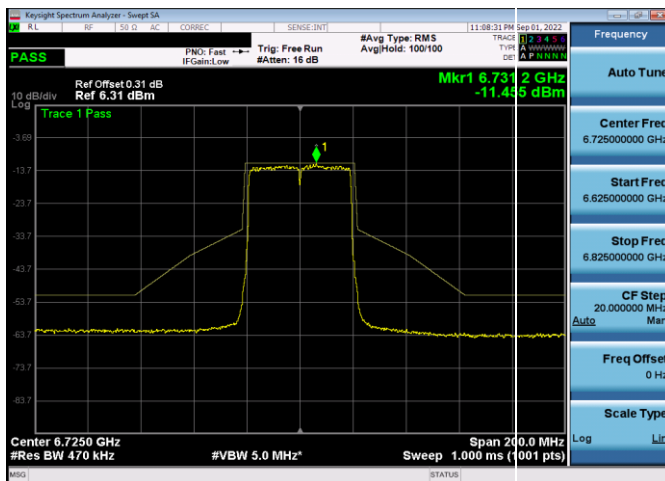
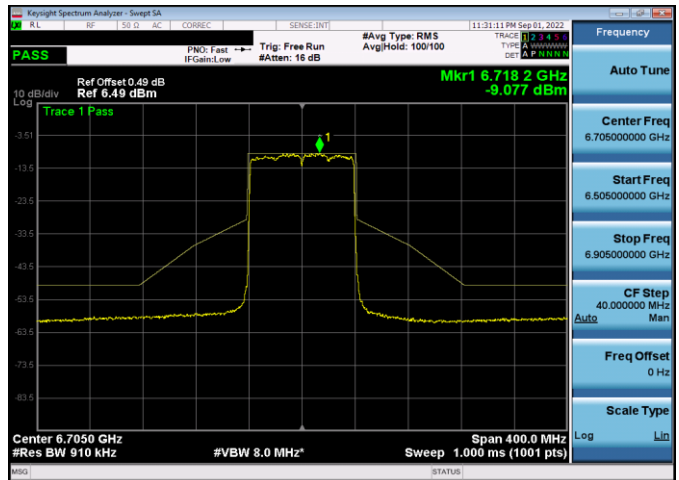
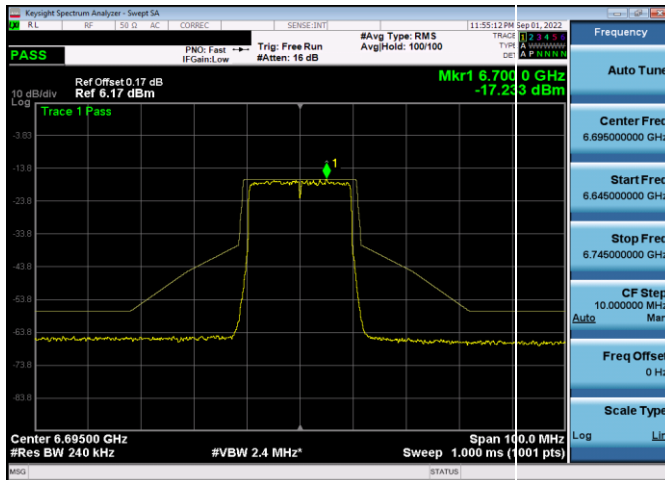
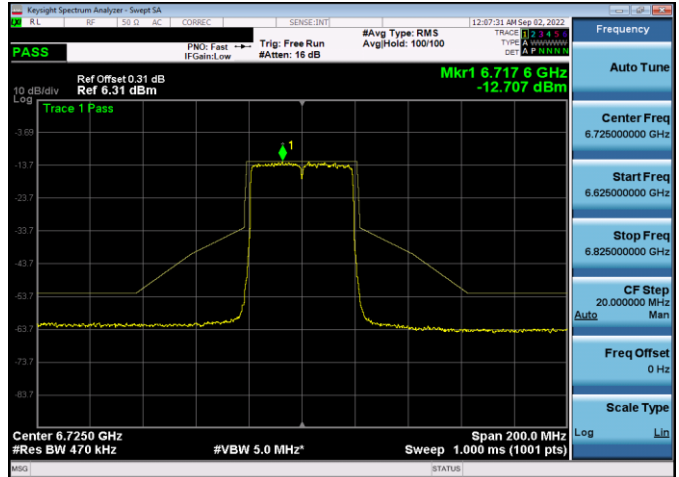
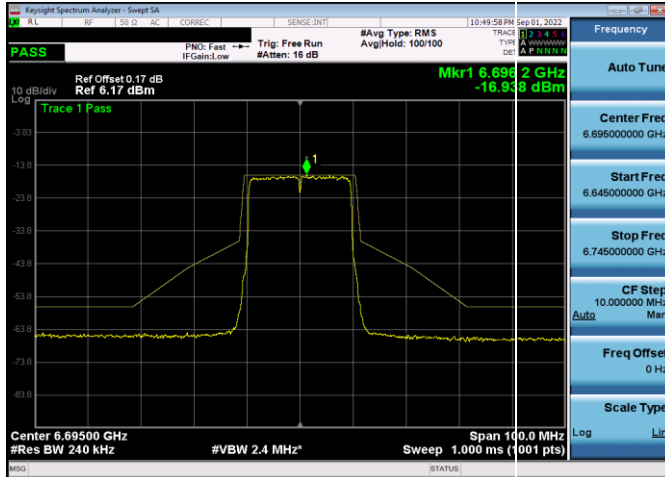


Plot 7-469. In-Band Emission Plot SDM Antenna 5b (80MHz)
802.11ax (UNII Band 6) – Ch. 103, MCS2)

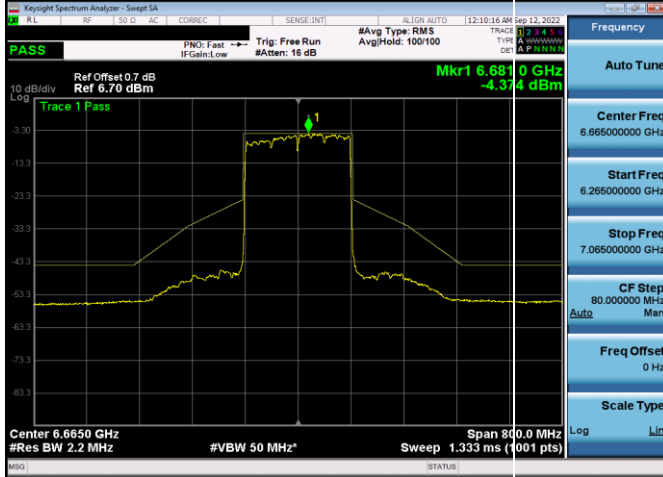


Plot 7-472. In-Band Emission Plot SDM Antenna 4a (160MHz)
802.11ax (UNII Band 6) – Ch. 111, MCS2)

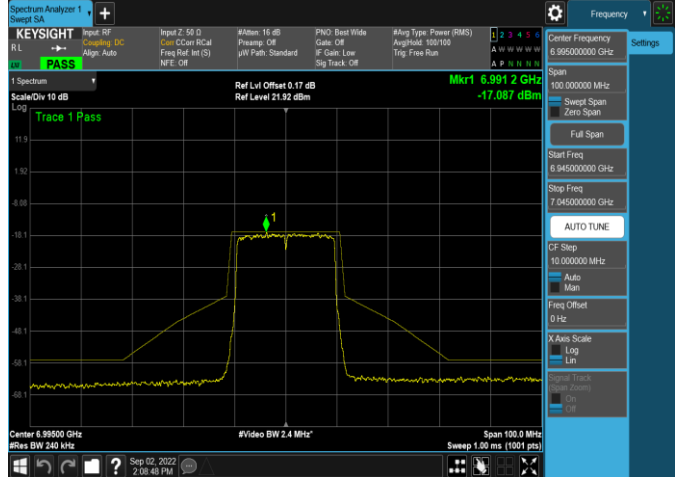
FCC ID: BCGA2435 IC: 579C-A2435	element	MEASUREMENT REPORT (CERTIFICATION)	Approved by: Technical Manager
Test Report S/N: 1C2205090025-21-R3.BCG	Test Dates: 05/27/2022 - 9/12/2022	EUT Type: Tablet Device	Page 143 of 282



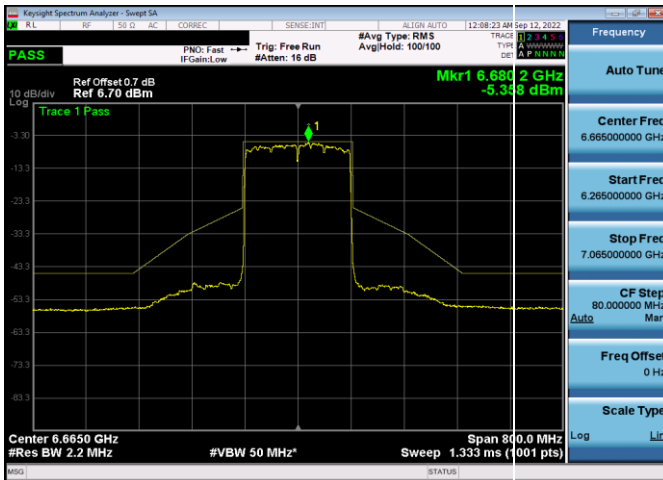
FCC ID: BCGA2435 IC: 579C-A2435	element	MEASUREMENT REPORT (CERTIFICATION)	Approved by: Technical Manager
Test Report S/N: 1C2205090025-21-R3.BCG	Test Dates: 05/27/2022 - 9/12/2022	EUT Type: Tablet Device	Page 144 of 282



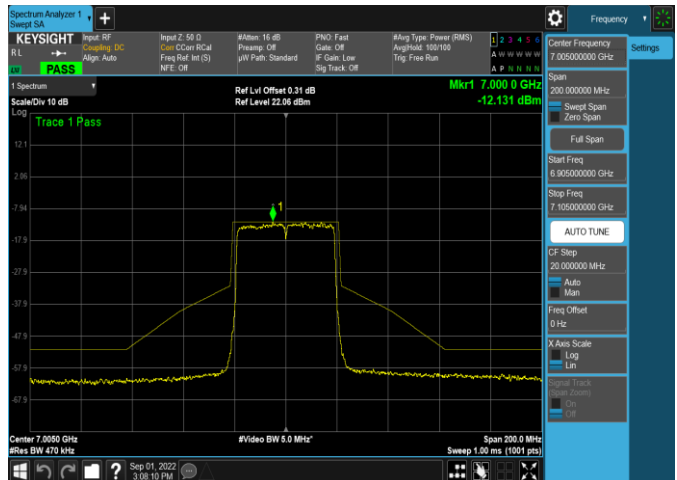
Plot 7-479. In-Band Emission Plot SDM Antenna 5b (160MHz 802.11ax (UNII Band 7) – Ch. 143, MCS2)



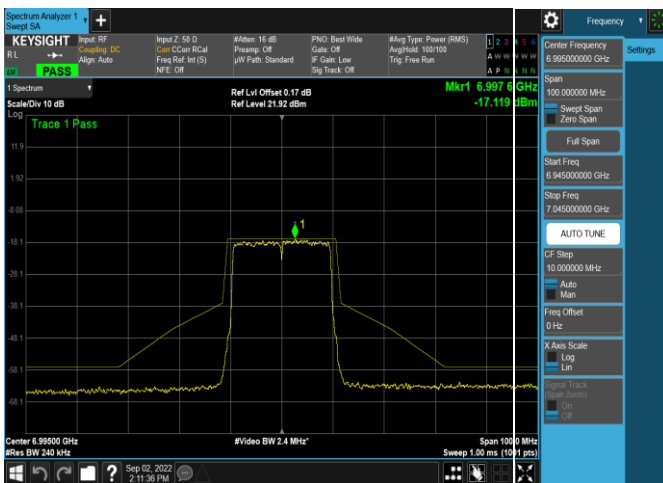
Plot 7-482. In-Band Emission Plot SDM Antenna 4a (20MHz 802.11ax (UNII Band 8) – Ch. 209, MCS2)



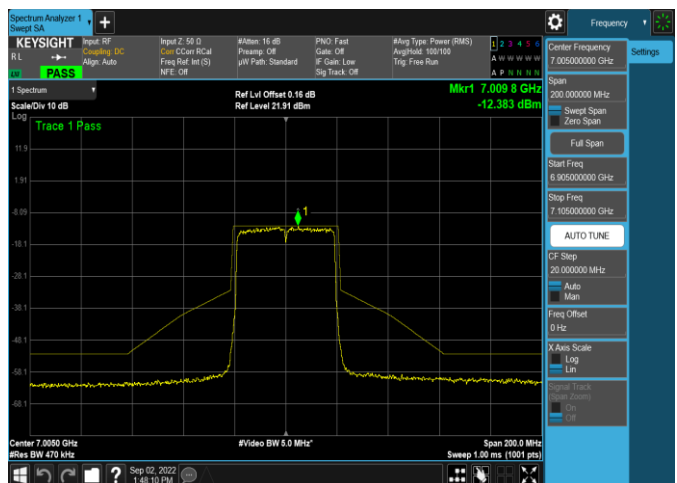
Plot 7-480. In-Band Emission Plot SDM Antenna 4a (160MHz 802.11ax (UNII Band 7) – Ch. 143, MCS2)



Plot 7-483. In-Band Emission Plot SDM Antenna 5b (40MHz 802.11ax (UNII Band 8) – Ch. 211, MCS2)

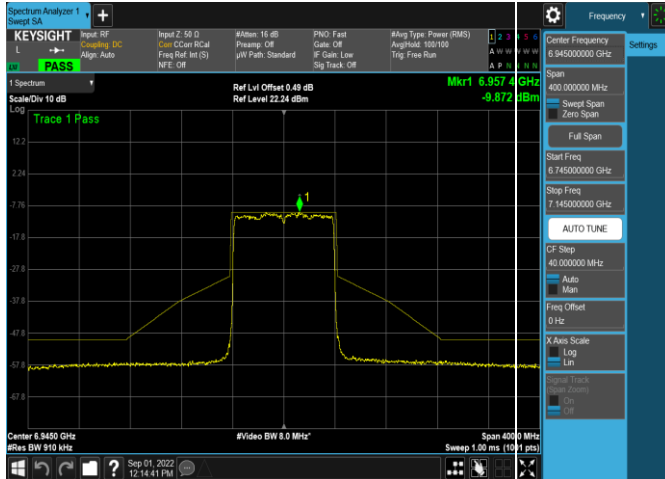


Plot 7-481. In-Band Emission Plot SDM Antenna 5b (20MHz 802.11ax (UNII Band 8) – Ch. 209, MCS2)

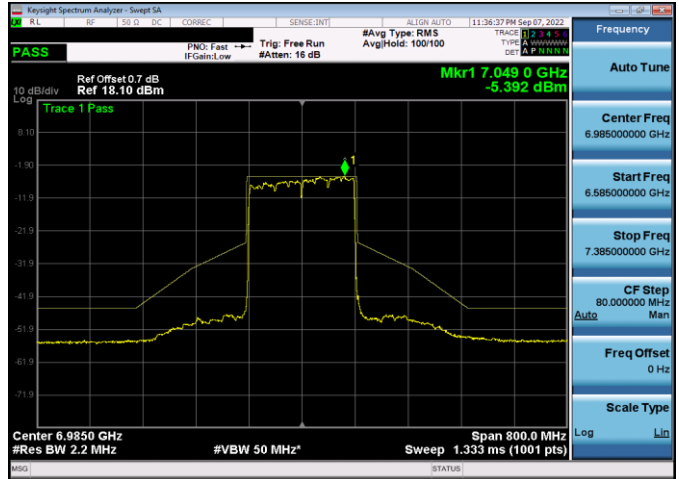


Plot 7-484. In-Band Emission Plot SDM Antenna 4a (40MHz 802.11ax (UNII Band 8) – Ch. 211, MCS2)

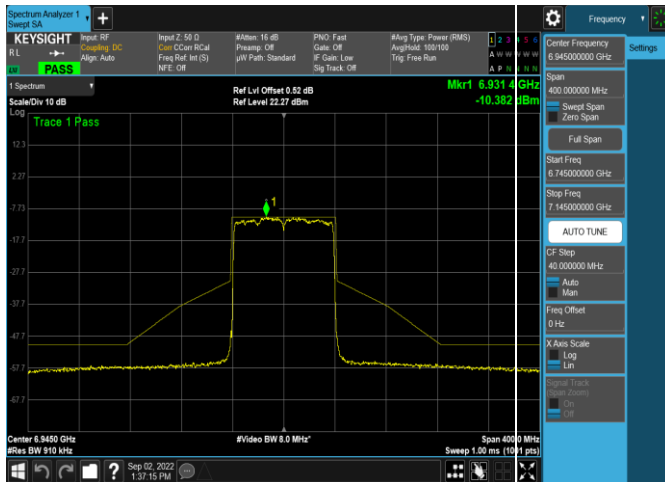
FCC ID: BCGA2435 IC: 579C-A2435	element	MEASUREMENT REPORT (CERTIFICATION)	Approved by: Technical Manager
Test Report S/N: 1C2205090025-21-R3.BCG	Test Dates: 05/27/2022 - 9/12/2022	EUT Type: Tablet Device	Page 145 of 282



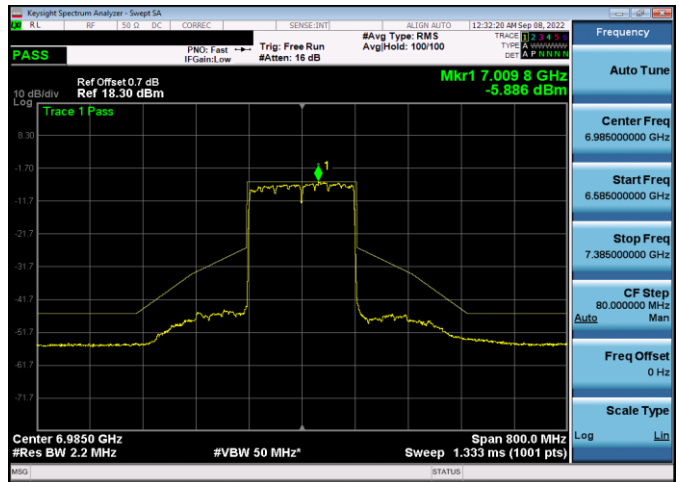
Plot 7-485. In-Band Emission Plot SDM Antenna 5b (80MHz 802.11ax (UNII Band 8) – Ch. 199, MCS2)



Plot 7-487. In-Band Emission Plot SDM Antenna 5b (160MHz 802.11ax (UNII Band 8) – Ch. 207, MCS2)



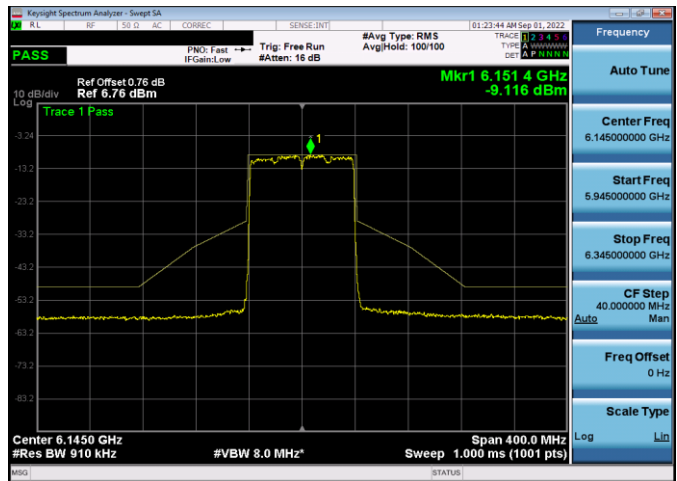
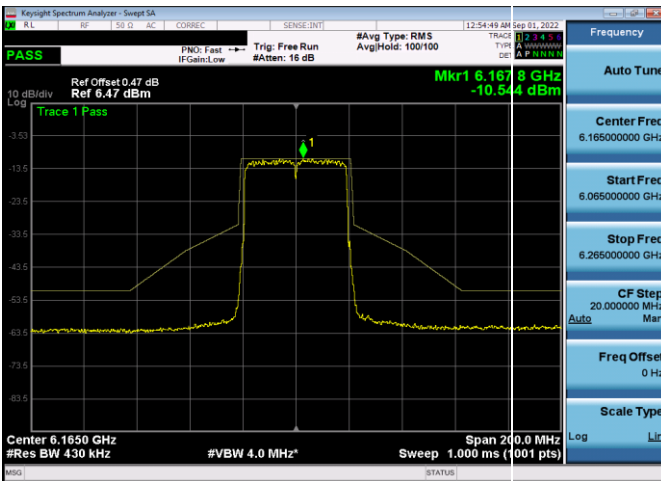
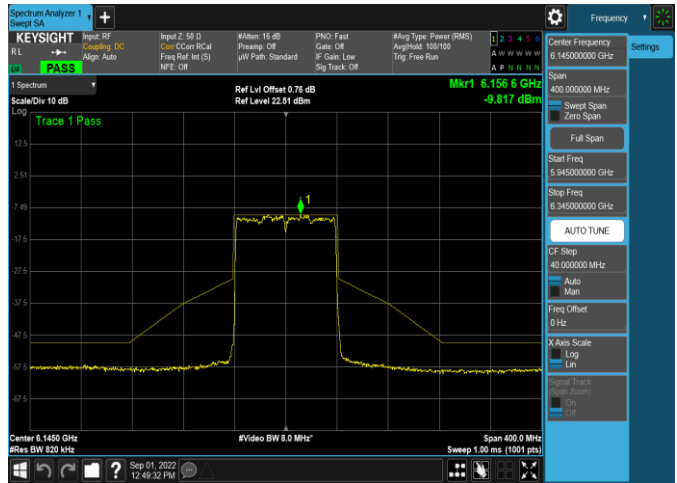
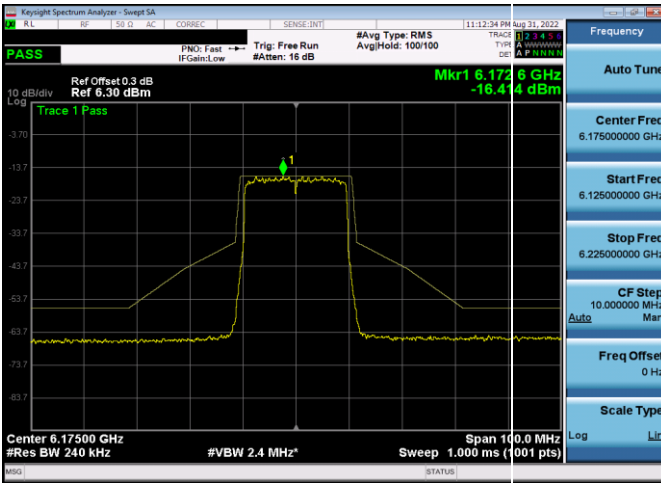
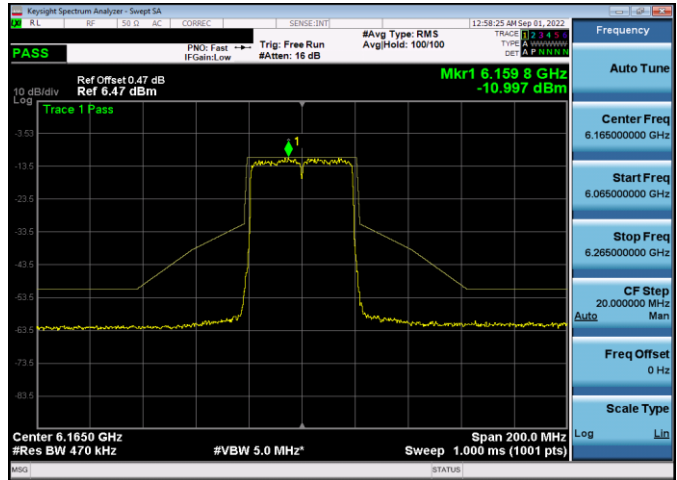
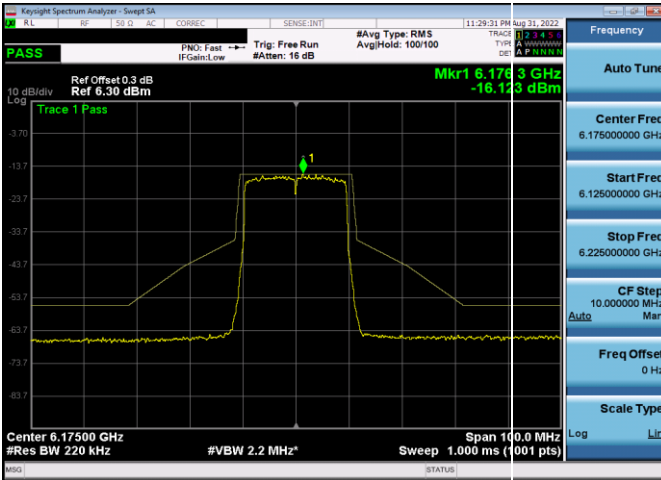
Plot 7-486. In-Band Emission Plot SDM Antenna 4a (80MHz 802.11ax (UNII Band 8) – Ch. 199, MCS2)



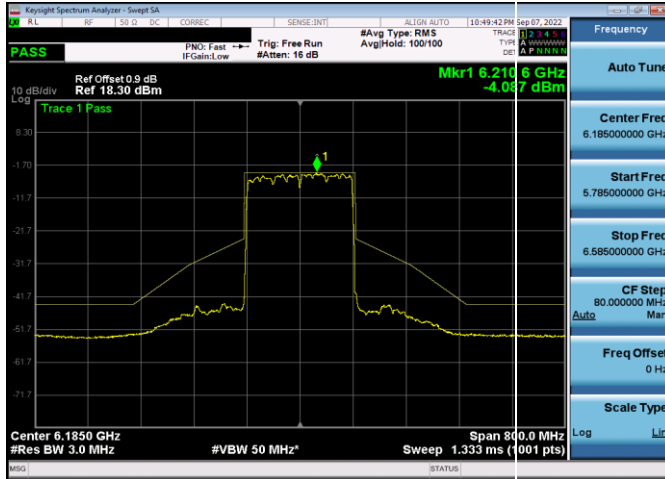
Plot 7-488. In-Band Emission Plot SDM Antenna 4a (160MHz 802.11ax (UNII Band 8) – Ch. 207, MCS2)

FCC ID: BCGA2435 IC: 579C-A2435	element	MEASUREMENT REPORT (CERTIFICATION)	Approved by: Technical Manager
Test Report S/N: 1C2205090025-21-R3.BCG	Test Dates: 05/27/2022 - 9/12/2022	EUT Type: Tablet Device	Page 146 of 282

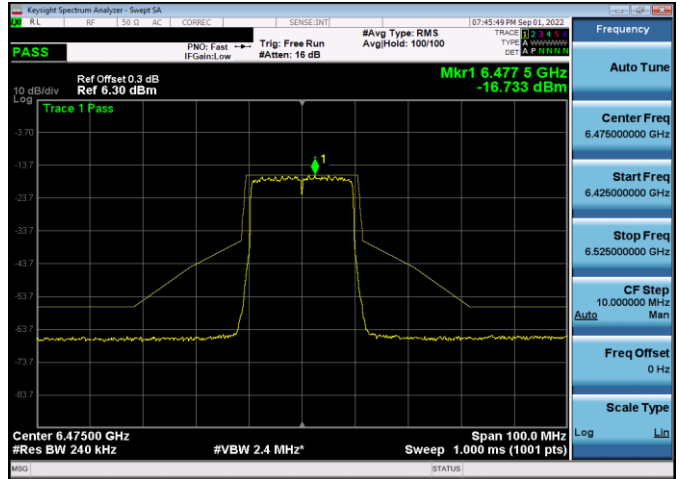
Mid Data Rate



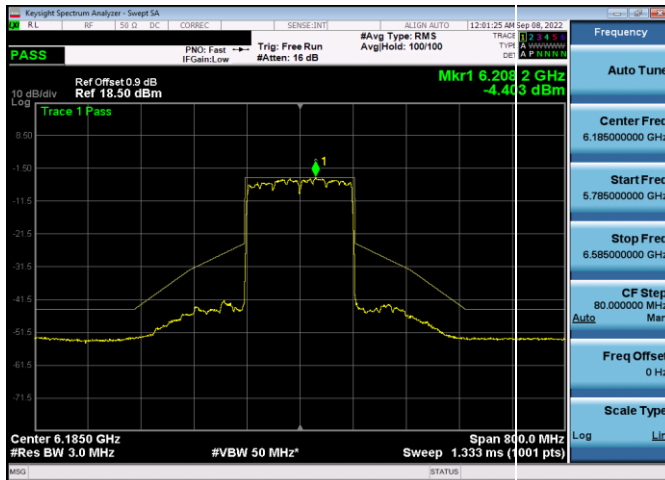
FCC ID: BCGA2435 IC: 579C-A2435		MEASUREMENT REPORT (CERTIFICATION)	Approved by: Technical Manager
Test Report S/N: 1C2205090025-21-R3.BCG	Test Dates: 05/27/2022 - 9/12/2022	EUT Type: Tablet Device	Page 147 of 282



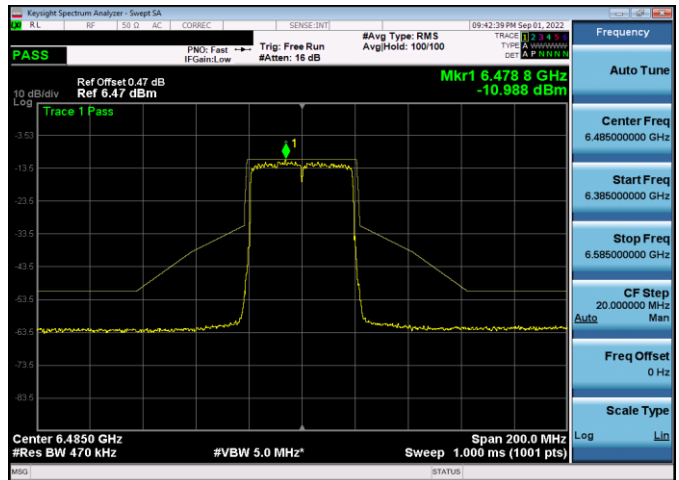
Plot 7-495. In-Band Emission Plot SDM Antenna 5b (160MHz 802.11ax (UNII Band 5) – Ch. 47, MCS4)



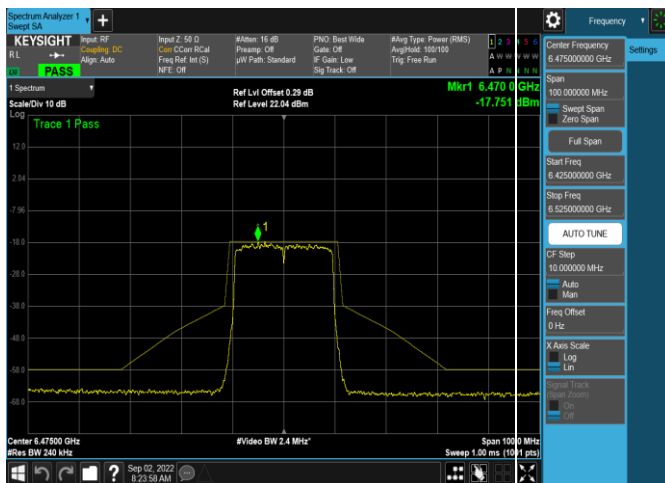
Plot 7-498. In-Band Emission Plot SDM Antenna 4a (20MHz 802.11ax (UNII Band 6) – Ch. 105, MCS4)



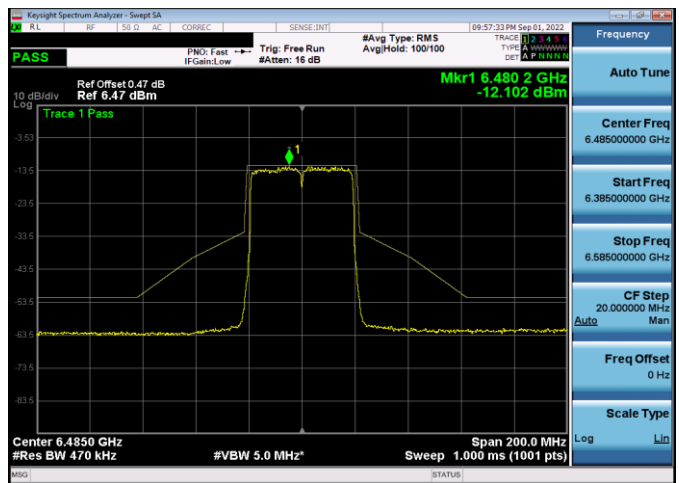
Plot 7-496. In-Band Emission Plot SDM Antenna 4a (160MHz 802.11ax (UNII Band 5) – Ch. 47, MCS4)



Plot 7-499. In-Band Emission Plot SDM Antenna 5b (40MHz 802.11ax (UNII Band 6) – Ch. 107, MCS4)

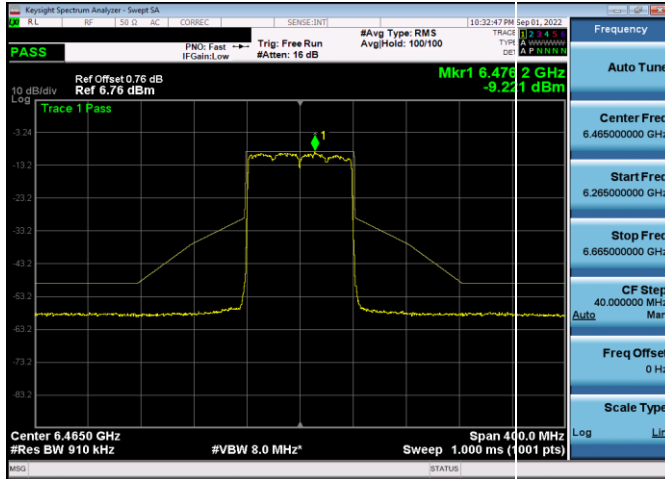


Plot 7-497. In-Band Emission Plot SDM Antenna 5b (20MHz 802.11ax (UNII Band 6) – Ch. 105, MCS4)

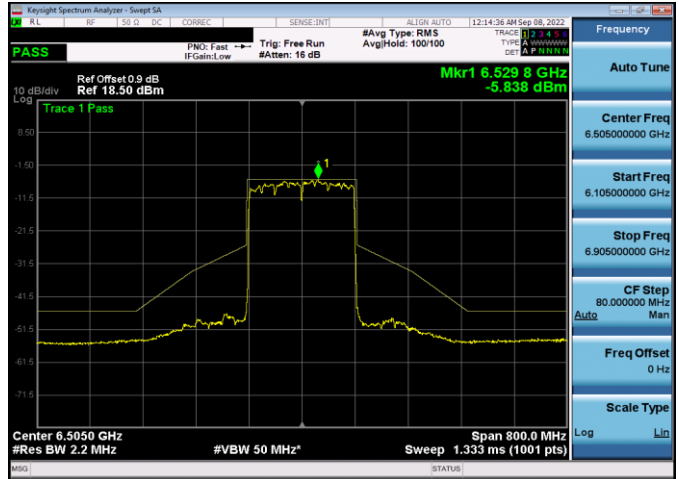


Plot 7-500. In-Band Emission Plot SDM Antenna 4a (40MHz 802.11ax (UNII Band 6) – Ch. 107, MCS4)

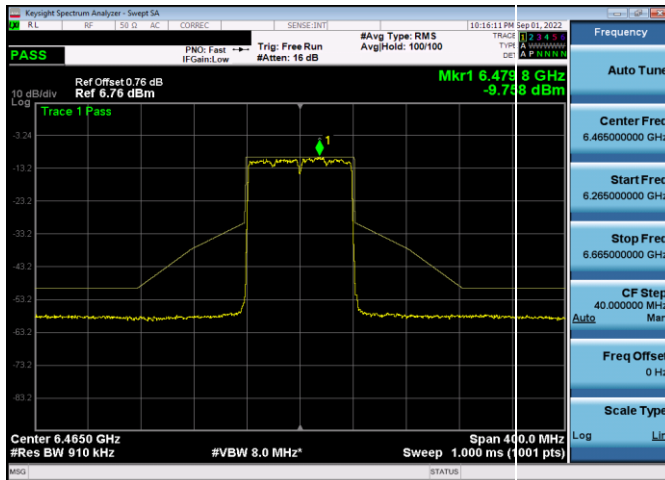
FCC ID: BCGA2435 IC: 579C-A2435	element	MEASUREMENT REPORT (CERTIFICATION)	Approved by: Technical Manager
Test Report S/N: 1C2205090025-21-R3.BCG	Test Dates: 05/27/2022 - 9/12/2022	EUT Type: Tablet Device	Page 148 of 282



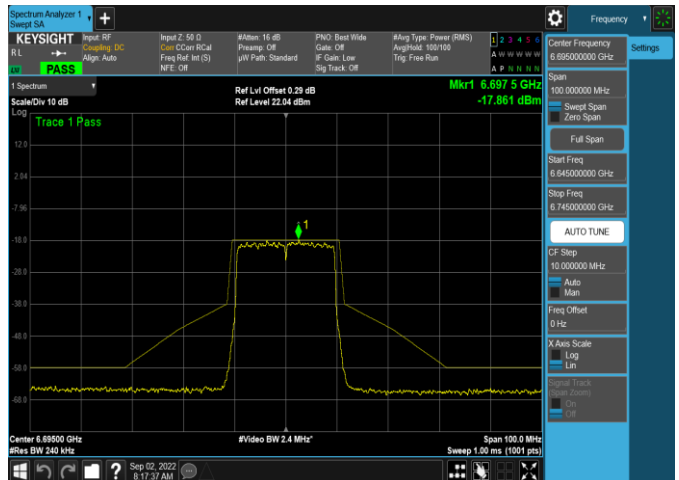
Plot 7-501. In-Band Emission Plot SDM Antenna 5b (80MHz 802.11ax (UNII Band 6) – Ch. 103, MCS4)



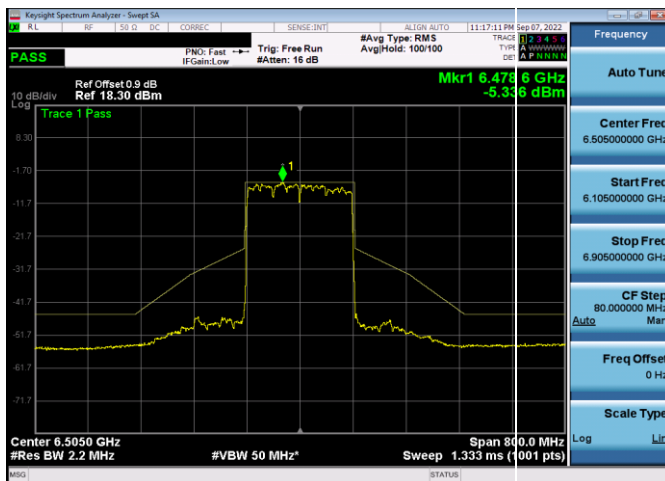
Plot 7-504. In-Band Emission Plot SDM Antenna 4a (160MHz 802.11ax (UNII Band 6) – Ch. 111, MCS4)



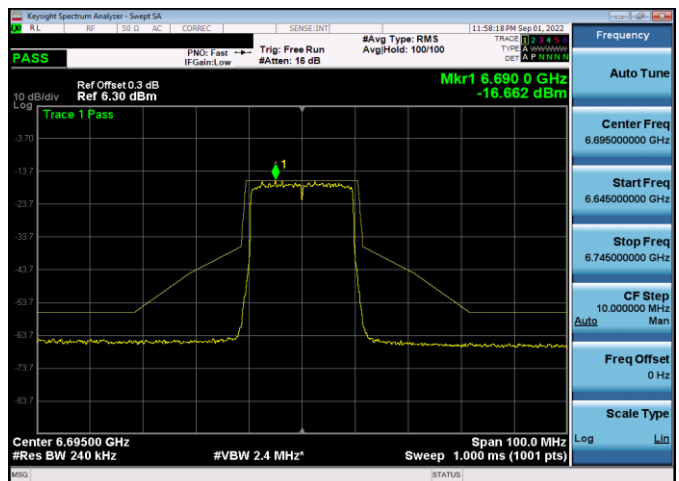
Plot 7-502. In-Band Emission Plot SDM Antenna 4a (80MHz 802.11ax (UNII Band 6) – Ch. 103, MCS4)



Plot 7-505. In-Band Emission Plot SDM Antenna 5b (20MHz 802.11ax (UNII Band 7) – Ch. 149, MCS4)

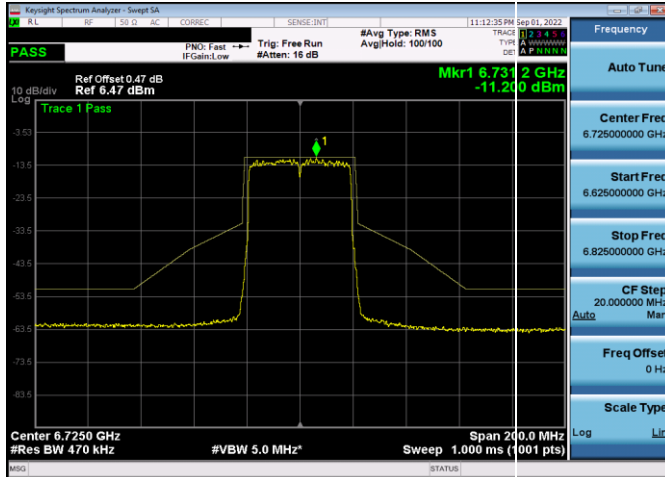


Plot 7-503. In-Band Emission Plot SDM Antenna 5b (160MHz 802.11ax (UNII Band 6) – Ch. 111, MCS4)

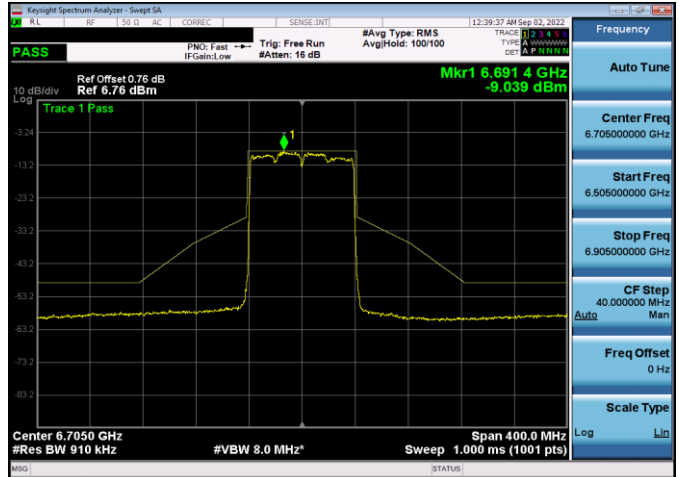


Plot 7-506. In-Band Emission Plot SDM Antenna 4a (20MHz 802.11ax (UNII Band 7) – Ch. 149, MCS4)

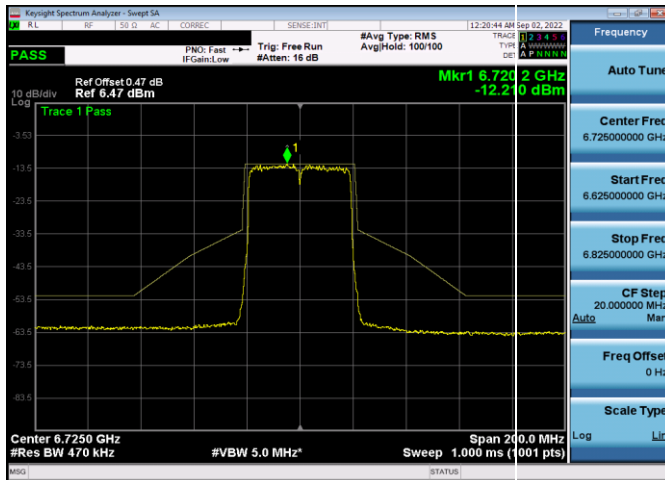
FCC ID: BCGA2435 IC: 579C-A2435		MEASUREMENT REPORT (CERTIFICATION)	Approved by: Technical Manager
Test Report S/N: 1C2205090025-21-R3.BCG	Test Dates: 05/27/2022 - 9/12/2022	EUT Type: Tablet Device	Page 149 of 282



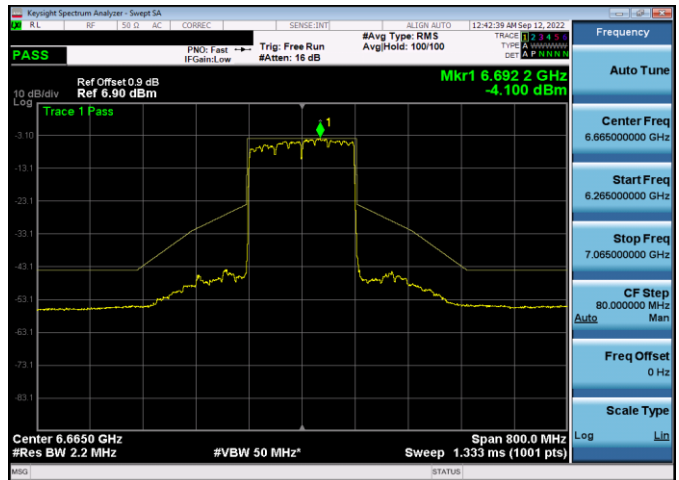
Plot 7-507. In-Band Emission Plot SDM Antenna 5b (40MHz) 802.11ax (UNII Band 7) - Ch. 155, MCS4)



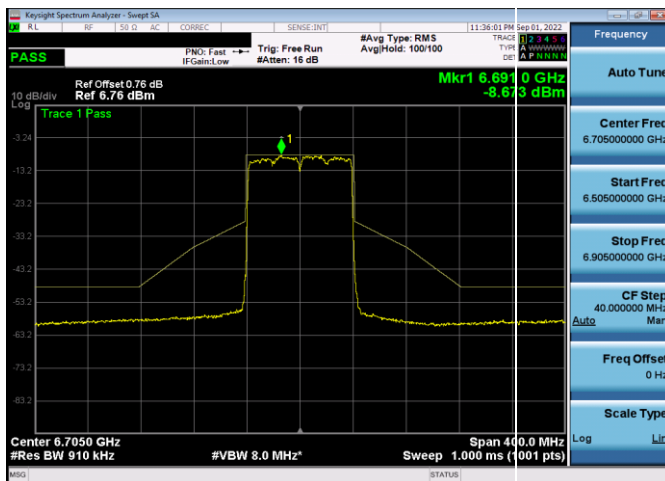
Plot 7-510. In-Band Emission Plot SDM Antenna 4a (80MHz) 802.11ax (UNII Band 7) - Ch. 151, MCS4)



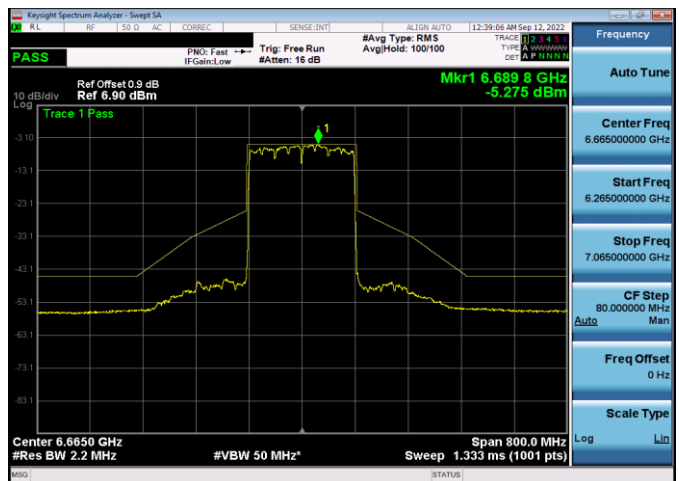
Plot 7-508. In-Band Emission Plot SDM Antenna 4a (40MHz) 802.11ax (UNII Band 7) - Ch. 155, MCS4)



Plot 7-511. In-Band Emission Plot SDM Antenna 5b (160MHz) 802.11ax (UNII Band 7) - Ch. 143, MCS4)



Plot 7-509. In-Band Emission Plot SDM Antenna 5b (80MHz) 802.11ax (UNII Band 7) - Ch. 151, MCS4)



Plot 7-512. In-Band Emission Plot SDM Antenna 4a (160MHz) 802.11ax (UNII Band 7) - Ch. 143, MCS4)

FCC ID: BCGA2435 IC: 579C-A2435	element	MEASUREMENT REPORT (CERTIFICATION)	Approved by: Technical Manager
Test Report S/N: 1C2205090025-21-R3.BCG	Test Dates: 05/27/2022 - 9/12/2022	EUT Type: Tablet Device	Page 150 of 282