

Plot 7-586. Radiated Spurious Emissions above 1GHz Antenna 5b (802.11ax – Ch. 45, MCS2)

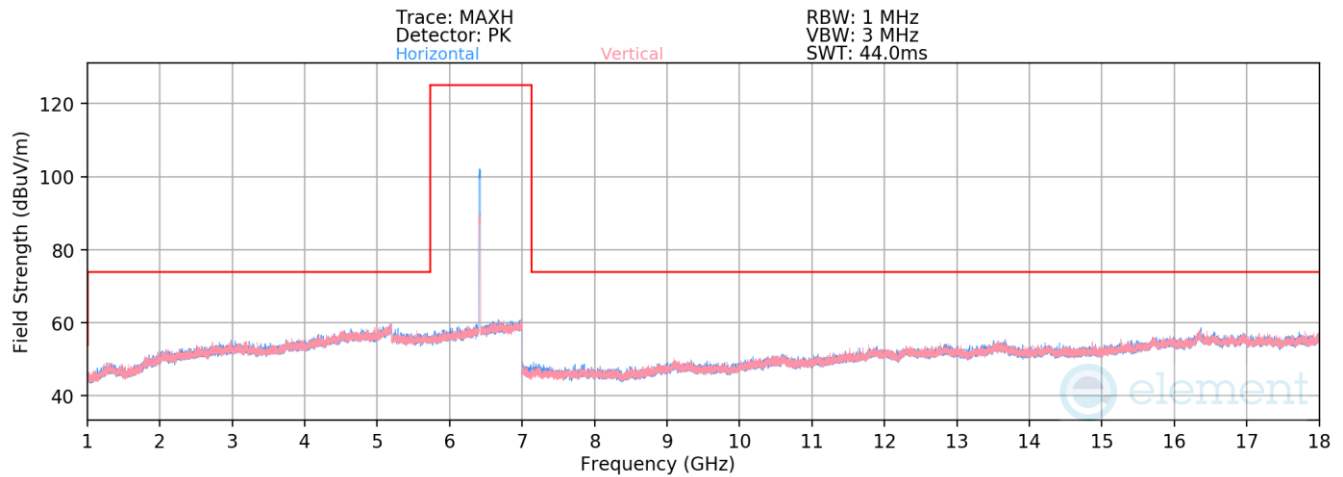
Mode: 802.11ax
Data Rate: MCS2
Distance of Measurements: 3 Meters
Operating Frequency: 6175MHz
Channel: 45

Frequency [MHz]	Detector	Ant. Pol. [H/V]	Antenna Height [cm]	Turntable Azimuth [degree]	Analyzer Level [dBm]	AFCL [dB/m]	Field Strength [dBuV/m]	Limit [dBuV/m]	Margin [dB]
* 12350.00	Peak	H	-	-	-72.43	17.83	52.40	73.98	-21.58
* 12350.00	Average	H	-	-	-84.04	17.83	40.79	53.98	-13.19

Table 7-58. Radiated Spurious Emission Measurements Antenna 5b

FCC ID: BCGA2435 IC: 579C-A2435		MEASUREMENT REPORT (CERTIFICATION)	Approved by: Technical Manager
Test Report S/N: 1C2205090025-21-R2.BCG	Test Dates: 05/27/2022 - 9/12/2022	EUT Type: Tablet Device	Page 183 of 282

V 10.5 12/15/2021



Plot 7-587. Radiated Spurious Emissions above 1GHz Antenna 5b (802.11ax – Ch. 93)

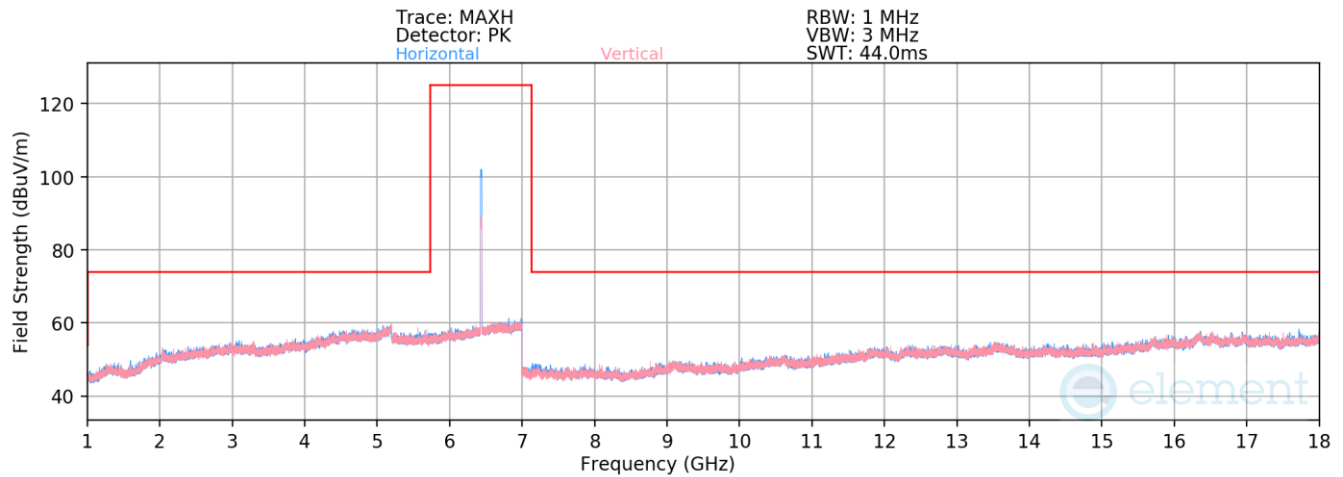
Mode: 802.11ax
Data Rate: MCS2
Distance of Measurements: 3 Meters
Operating Frequency: 6415MHz
Channel: 93

Frequency [MHz]	Detector	Ant. Pol. [H/V]	Antenna Height [cm]	Turntable Azimuth [degree]	Analyzer Level [dBm]	AFCL [dB/m]	Field Strength [dBuV/m]	Limit [dBuV/m]	Margin [dB]
12830.00	Average	H	-	-	-84.13	18.55	41.42	68.20	-26.78

Table 7-59. Radiated Spurious Emission Measurements Antenna 5b

FCC ID: BCGA2435 IC: 579C-A2435		MEASUREMENT REPORT (CERTIFICATION)	Approved by: Technical Manager
Test Report S/N: 1C2205090025-21-R2.BCG	Test Dates: 05/27/2022 - 9/12/2022	EUT Type: Tablet Device	Page 184 of 282

V 10.5 12/15/2021



Plot 7-588. Radiated Spurious Emissions above 1GHz Antenna 5b (802.11ax – Ch. 97)

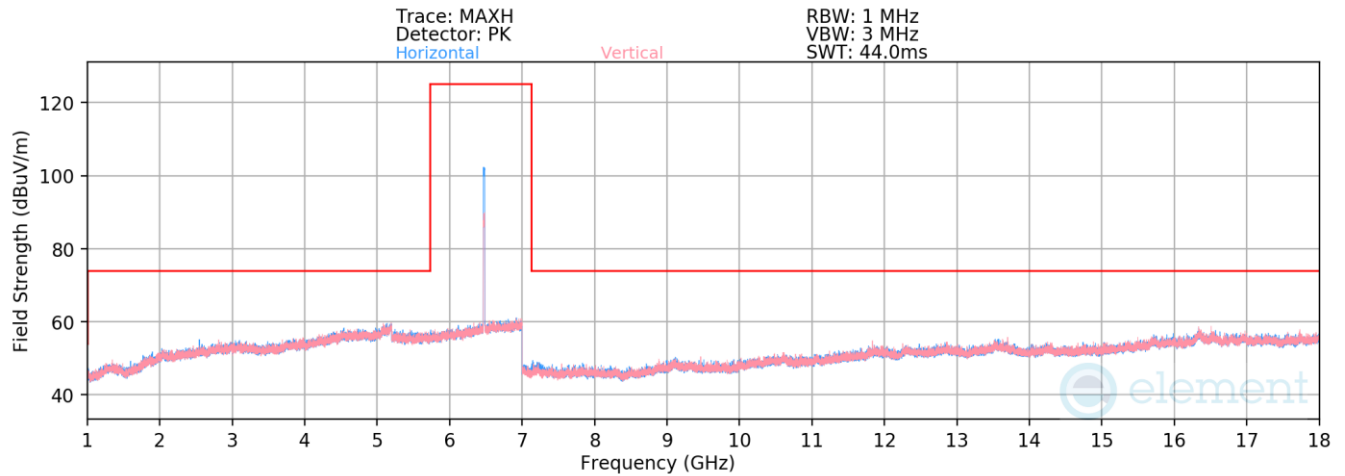
Mode: 802.11ax
Data Rate: MCS2
Distance of Measurements: 3 Meters
Operating Frequency: 6435MHz
Channel: 97

Frequency [MHz]	Detector	Ant. Pol. [H/V]	Antenna Height [cm]	Turntable Azimuth [degree]	Analyzer Level [dBm]	AFCL [dB/m]	Field Strength [dBuV/m]	Limit [dBuV/m]	Margin [dB]
12870.00	Average	H	-	-	-83.88	18.68	41.80	68.20	-26.40

Table 7-60. Radiated Spurious Emission Measurements Antenna 5b

FCC ID: BCGA2435 IC: 579C-A2435		MEASUREMENT REPORT (CERTIFICATION)	Approved by: Technical Manager
Test Report S/N: 1C2205090025-21-R2.BCG	Test Dates: 05/27/2022 - 9/12/2022	EUT Type: Tablet Device	Page 185 of 282

V 10.5 12/15/2021



Plot 7-589. Radiated Spurious Emissions above 1GHz Antenna 5b (802.11ax – Ch. 105, MCS2)

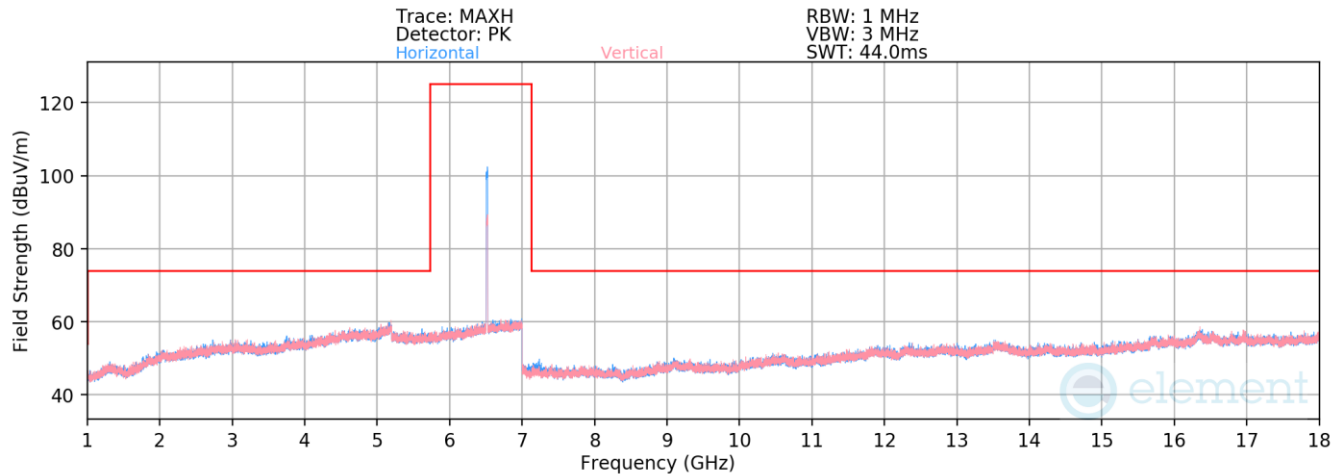
Mode: 802.11ax
Data Rate: MCS2
Distance of Measurements: 3 Meters
Operating Frequency: 6475MHz
Channel: 105

Frequency [MHz]	Detector	Ant. Pol. [H/V]	Antenna Height [cm]	Turntable Azimuth [degree]	Analyzer Level [dBm]	AFCL [dB/m]	Field Strength [dBuV/m]	Limit [dBuV/m]	Margin [dB]
12950.00	Average	H	-	-	-83.78	18.16	41.38	68.20	-26.82

Table 7-61. Radiated Spurious Emission Measurements Antenna 5b

FCC ID: BCGA2435 IC: 579C-A2435		MEASUREMENT REPORT (CERTIFICATION)	Approved by: Technical Manager
Test Report S/N: 1C2205090025-21-R2.BCG	Test Dates: 05/27/2022 - 9/12/2022	EUT Type: Tablet Device	Page 186 of 282

V 10.5 12/15/2021



Plot 7-590. Radiated Spurious Emissions above 1GHz Antenna 5b (802.11ax – Ch. 113)

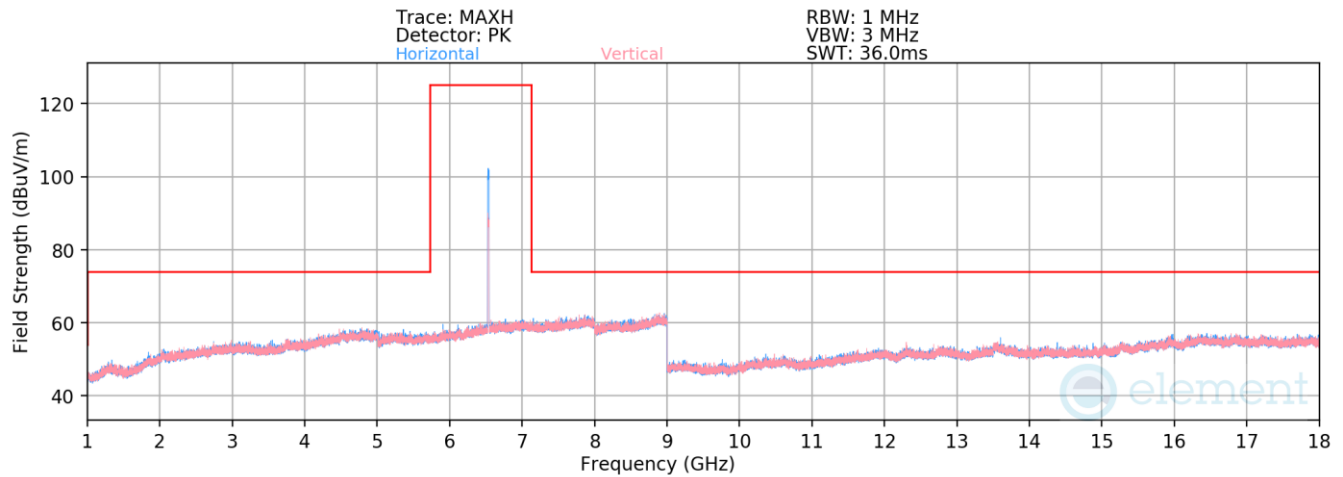
Mode: 802.11ax
Data Rate: MCS2
Distance of Measurements: 3 Meters
Operating Frequency: 6515MHz
Channel: 113

Frequency [MHz]	Detector	Ant. Pol. [H/V]	Antenna Height [cm]	Turntable Azimuth [degree]	Analyzer Level [dBm]	AFCL [dB/m]	Field Strength [dBuV/m]	Limit [dBuV/m]	Margin [dB]
13030.00	Average	H	-	-	-83.68	18.52	41.84	68.20	-26.36

Table 7-62. Radiated Spurious Emission Measurements Antenna 5b

FCC ID: BCGA2435 IC: 579C-A2435		MEASUREMENT REPORT (CERTIFICATION)	Approved by: Technical Manager
Test Report S/N: 1C2205090025-21-R2.BCG	Test Dates: 05/27/2022 - 9/12/2022	EUT Type: Tablet Device	Page 187 of 282

V 10.5 12/15/2021



Plot 7-591. Radiated Spurious Emissions above 1GHz Antenna 5b (802.11ax – Ch. 117)

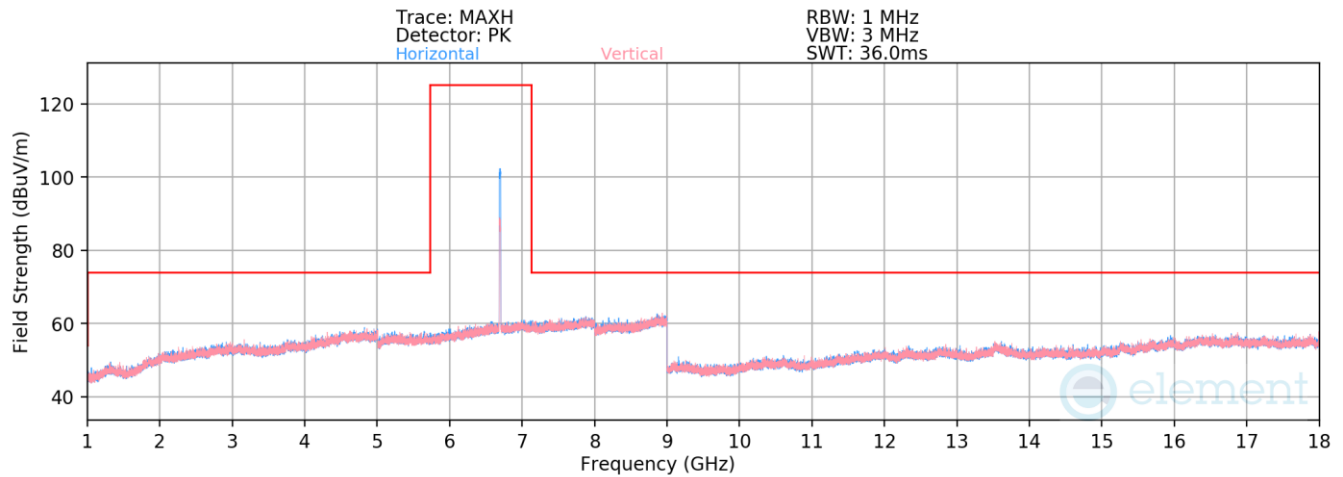
Mode: 802.11ax
Data Rate: MCS2
Distance of Measurements: 3 Meters
Operating Frequency: 6535MHz
Channel: 117

Frequency [MHz]	Detector	Ant. Pol. [H/V]	Antenna Height [cm]	Turntable Azimuth [degree]	Analyzer Level [dBm]	AFCL [dB/m]	Field Strength [dBuV/m]	Limit [dBuV/m]	Margin [dB]
13070.00	Average	H	-	-	-83.19	18.31	42.12	68.20	-26.08

Table 7-63. Radiated Spurious Emission Measurements Antenna 5b

FCC ID: BCGA2435 IC: 579C-A2435		MEASUREMENT REPORT (CERTIFICATION)	Approved by: Technical Manager
Test Report S/N: 1C2205090025-21-R2.BCG	Test Dates: 05/27/2022 - 9/12/2022	EUT Type: Tablet Device	Page 188 of 282

V 10.5 12/15/2021



Plot 7-592. Radiated Spurious Emissions above 1GHz Antenna 5b (802.11ax – Ch. 149, MCS2)

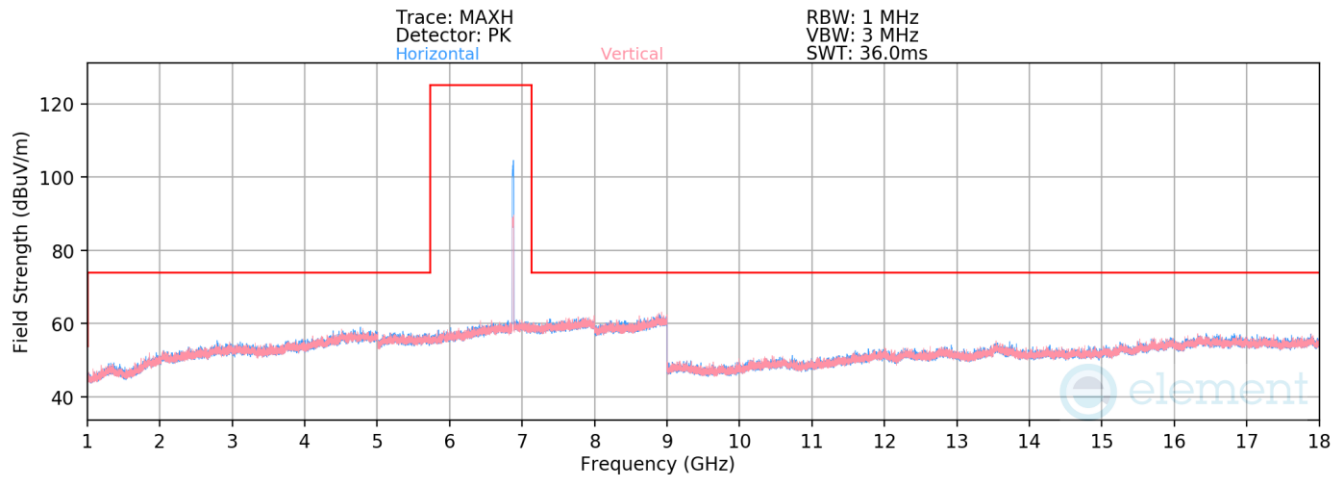
Mode: 802.11ax
Data Rate: MCS2
Distance of Measurements: 3 Meters
Operating Frequency: 6695MHz
Channel: 149

Frequency [MHz]	Detector	Ant. Pol. [H/V]	Antenna Height [cm]	Turntable Azimuth [degree]	Analyzer Level [dBm]	AFCL [dB/m]	Field Strength [dBuV/m]	Limit [dBuV/m]	Margin [dB]
* 13390.00	Peak	H	-	-	-72.63	18.01	52.38	73.98	-21.60
* 13390.00	Average	H	-	-	-83.80	18.01	41.21	53.98	-12.77

Table 7-64. Radiated Spurious Emission Measurements Antenna 5b

FCC ID: BCGA2435 IC: 579C-A2435		MEASUREMENT REPORT (CERTIFICATION)	Approved by: Technical Manager
Test Report S/N: 1C2205090025-21-R2.BCG	Test Dates: 05/27/2022 - 9/12/2022	EUT Type: Tablet Device	Page 189 of 282

V 10.5 12/15/2021



Plot 7-593. Radiated Spurious Emissions above 1GHz Antenna 5b (802.11ax – Ch. 185)

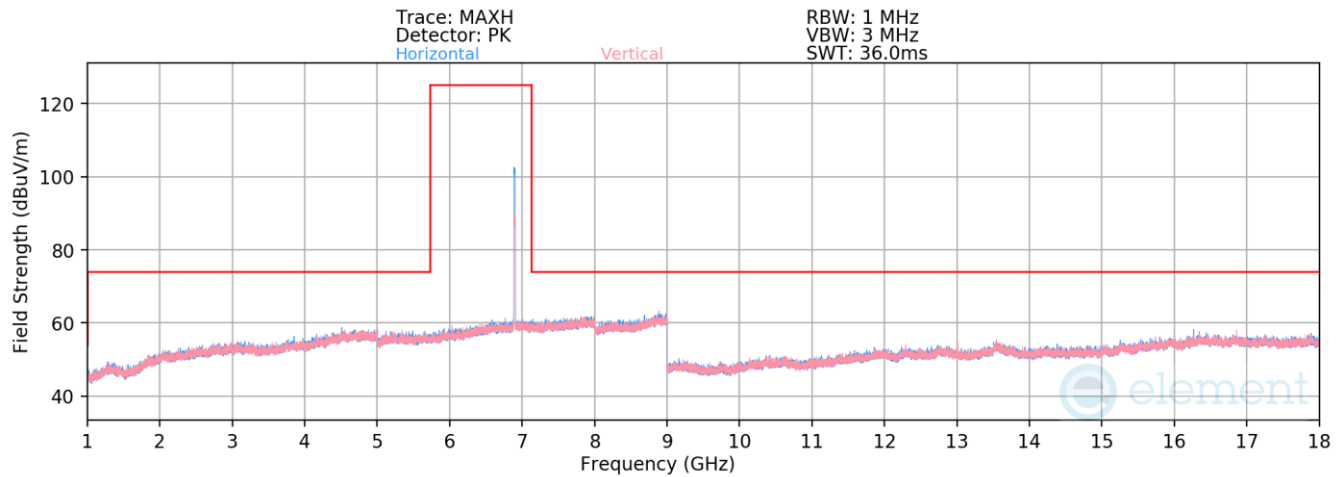
Mode: 802.11ax
Data Rate: MCS2
Distance of Measurements: 3 Meters
Operating Frequency: 6875MHz
Channel: 185

Frequency [MHz]	Detector	Ant. Pol. [H/V]	Antenna Height [cm]	Turntable Azimuth [degree]	Analyzer Level [dBm]	AFCL [dB/m]	Field Strength [dBuV/m]	Limit [dBuV/m]	Margin [dB]
13750.00	Average	H	-	-	-83.21	17.84	41.63	68.20	-26.57

Table 7-65. Radiated Spurious Emission Measurements Antenna 5b

FCC ID: BCGA2435 IC: 579C-A2435		MEASUREMENT REPORT (CERTIFICATION)	Approved by: Technical Manager
Test Report S/N: 1C2205090025-21-R2.BCG	Test Dates: 05/27/2022 - 9/12/2022	EUT Type: Tablet Device	Page 190 of 282

V 10.5 12/15/2021



Plot 7-594. Radiated Spurious Emissions above 1GHz Antenna 5b (802.11ax – Ch. 189)

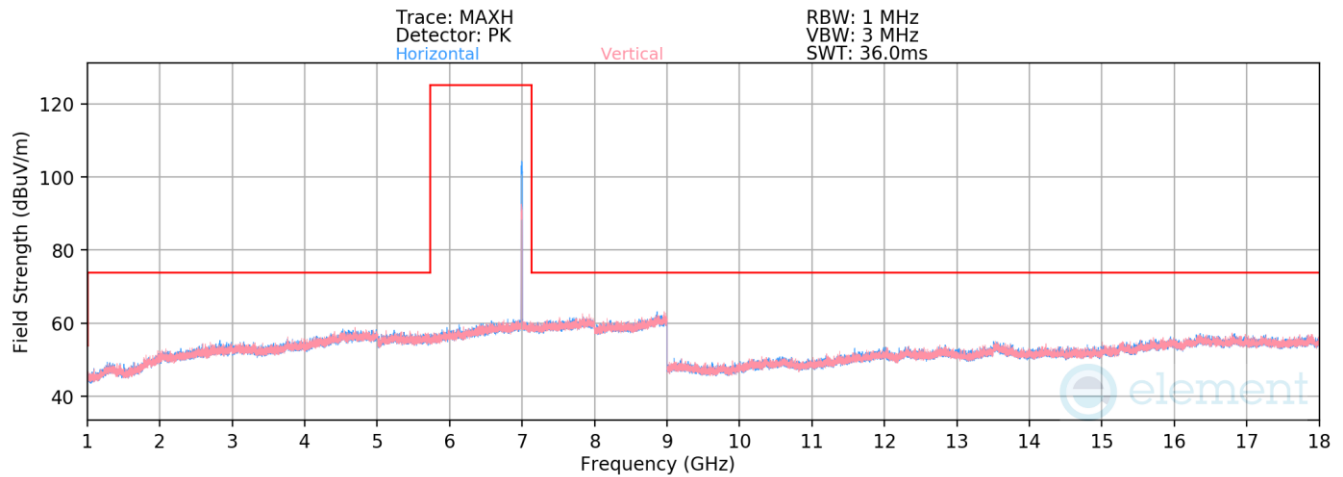
Mode: 802.11ax
Data Rate: MCS2
Distance of Measurements: 3 Meters
Operating Frequency: 6895MHz
Channel: 189

Frequency [MHz]	Detector	Ant. Pol. [H/V]	Antenna Height [cm]	Turntable Azimuth [degree]	Analyzer Level [dBm]	AFCL [dB/m]	Field Strength [dBuV/m]	Limit [dBuV/m]	Margin [dB]
13750.00	Average	H	-	-	-83.13	17.84	41.71	68.20	-26.49

Table 7-66. Radiated Spurious Emission Measurements Antenna 5b

FCC ID: BCGA2435 IC: 579C-A2435		MEASUREMENT REPORT (CERTIFICATION)	Approved by: Technical Manager
Test Report S/N: 1C2205090025-21-R2.BCG	Test Dates: 05/27/2022 - 9/12/2022	EUT Type: Tablet Device	Page 191 of 282

V 10.5 12/15/2021



Plot 7-595. Radiated Spurious Emissions above 1GHz Antenna 5b (802.11ax – Ch. 209, MCS2)

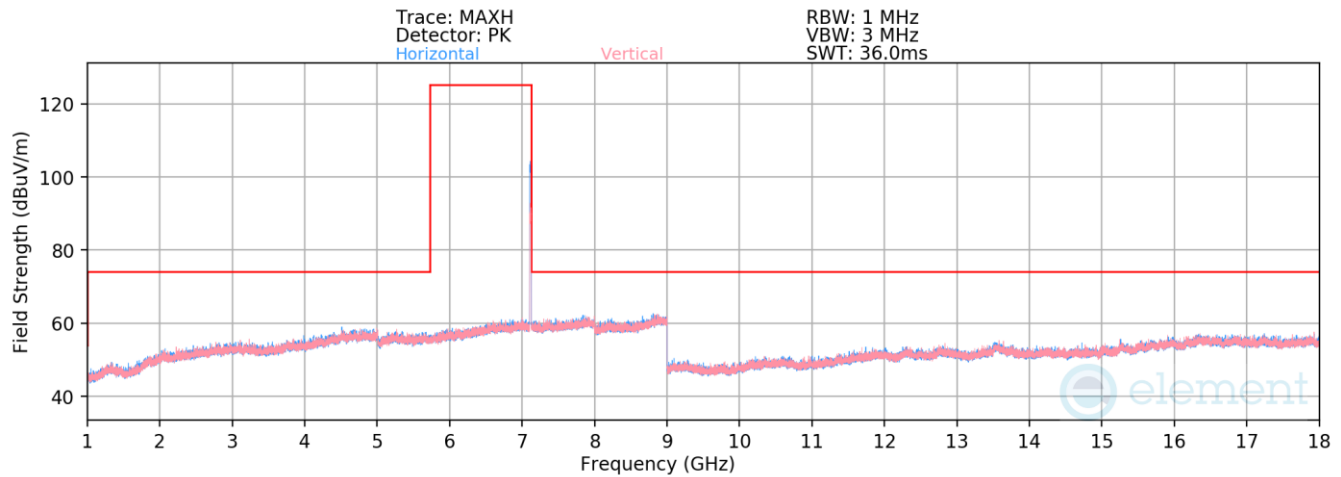
Mode: 802.11ax
Data Rate: MCS2
Distance of Measurements: 3 Meters
Operating Frequency: 6995MHz
Channel: 209

Frequency [MHz]	Detector	Ant. Pol. [H/V]	Antenna Height [cm]	Turntable Azimuth [degree]	Analyzer Level [dBm]	AFCL [dB/m]	Field Strength [dBuV/m]	Limit [dBuV/m]	Margin [dB]
13990.00	Average	H	-	-	-83.52	17.91	41.39	68.20	-26.81

Table 7-67. Radiated Spurious Emission Measurements Antenna 5b

FCC ID: BCGA2435 IC: 579C-A2435		MEASUREMENT REPORT (CERTIFICATION)	Approved by: Technical Manager
Test Report S/N: 1C2205090025-21-R2.BCG	Test Dates: 05/27/2022 - 9/12/2022	EUT Type: Tablet Device	Page 192 of 282

V 10.5 12/15/2021



Plot 7-596. Radiated Spurious Emissions above 1GHz Antenna 5b (802.11ax – Ch. 233)

Mode: 802.11ax
Data Rate: MCS2
Distance of Measurements: 3 Meters
Operating Frequency: 7115MHz
Channel: 233

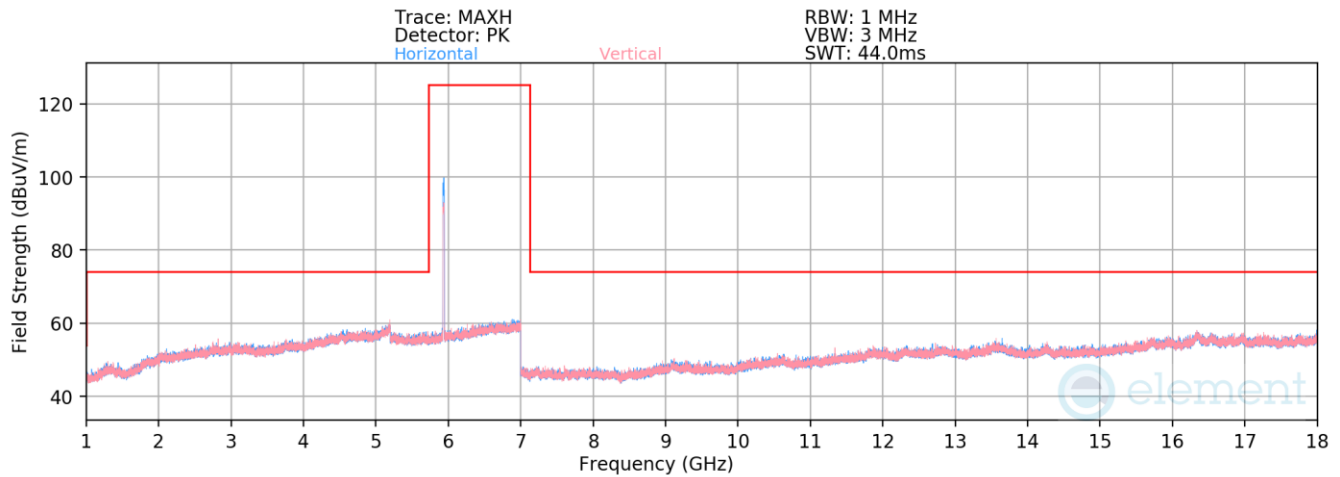
Frequency [MHz]	Detector	Ant. Pol. [H/V]	Antenna Height [cm]	Turntable Azimuth [degree]	Analyzer Level [dBm]	AFCL [dB/m]	Field Strength [dBuV/m]	Limit [dBuV/m]	Margin [dB]
14230.00	Average	H	-	-	-83.65	18.64	41.99	68.20	-26.21

Table 7-68. Radiated Spurious Emission Measurements Antenna 5b

FCC ID: BCGA2435 IC: 579C-A2435		MEASUREMENT REPORT (CERTIFICATION)	Approved by: Technical Manager
Test Report S/N: 1C2205090025-21-R2.BCG	Test Dates: 05/27/2022 - 9/12/2022	EUT Type: Tablet Device	Page 193 of 282

V 10.5 12/15/2021

7.7.2 Antenna 4a Radiated Spurious Emission



Plot 7-597. Radiated Spurious Emissions above 1GHz Antenna 4a (802.11ax – Ch. 1)

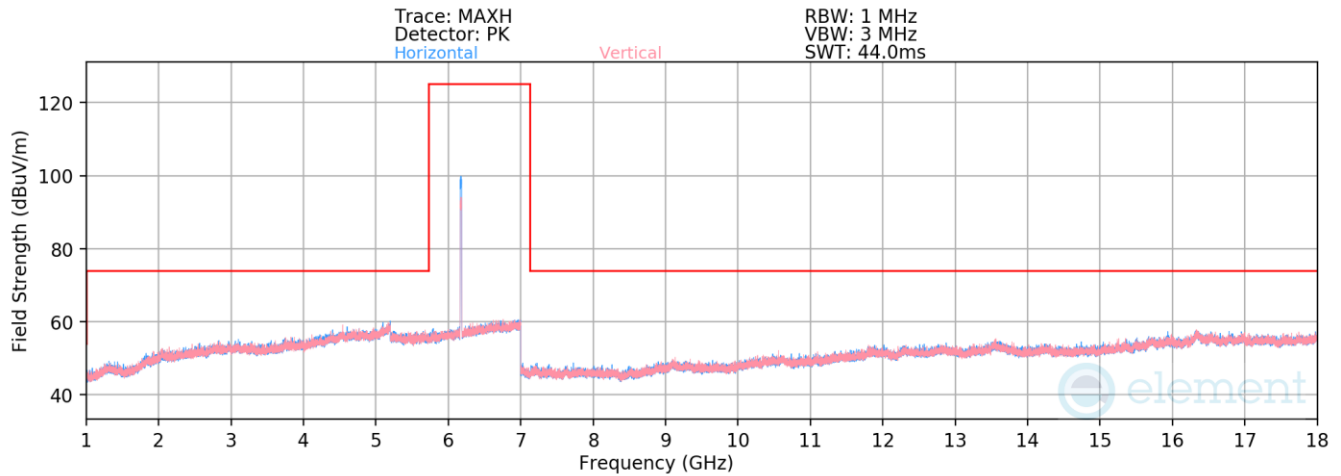
Mode: 802.11ax
Data Rate: MCS2
Distance of Measurements: 3 Meters
Operating Frequency: 5955MHz
Channel: 1

Frequency [MHz]	Detector	Ant. Pol. [H/V]	Antenna Height [cm]	Turntable Azimuth [degree]	Analyzer Level [dBm]	AFCL [dB/m]	Field Strength [dBuV/m]	Limit [dBuV/m]	Margin [dB]
* 11910.00	Peak	H	-	-	-72.69	16.96	51.27	73.98	-22.71
* 11910.00	Average	H	-	-	-83.73	16.96	40.23	53.98	-13.75
* 17865.00	Peak	H	-	-	-72.98	21.89	55.91	73.98	-18.07
* 17865.00	Average	H	-	-	-84.21	21.89	44.68	53.98	-9.30

Table 7-69. Radiated Spurious Emission Measurements Antenna 4a

FCC ID: BCGA2435 IC: 579C-A2435		MEASUREMENT REPORT (CERTIFICATION)	Approved by: Technical Manager
Test Report S/N: 1C2205090025-21-R2.BCG	Test Dates: 05/27/2022 - 9/12/2022	EUT Type: Tablet Device	Page 194 of 282

V 10.5 12/15/2021



Plot 7-598. Radiated Spurious Emissions above 1GHz Antenna 4a (802.11ax – Ch. 45, MCS2)

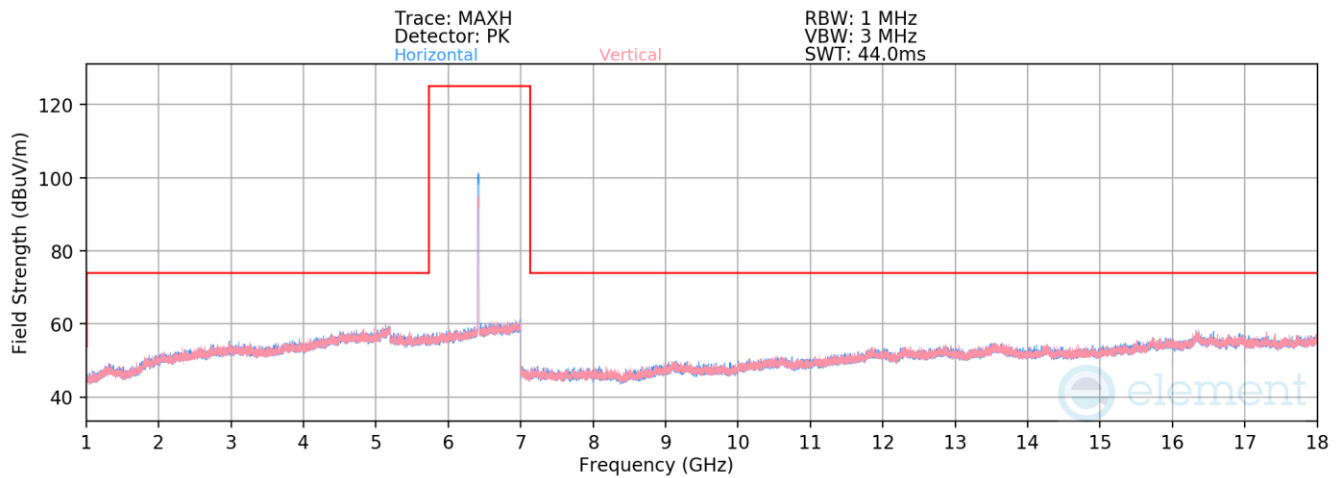
Mode: 802.11ax
Data Rate: MCS2
Distance of Measurements: 3 Meters
Operating Frequency: 6175MHz
Channel: 45

Frequency [MHz]	Detector	Ant. Pol. [H/V]	Antenna Height [cm]	Turntable Azimuth [degree]	Analyzer Level [dBm]	AFCL [dB/m]	Field Strength [dBuV/m]	Limit [dBuV/m]	Margin [dB]
* 12350.00	Peak	H	-	-	-73.18	17.83	51.65	73.98	-22.33
* 12350.00	Average	H	-	-	-84.20	17.83	40.63	53.98	-13.35

Table 7-70. Radiated Spurious Emission Measurements Antenna 4a

FCC ID: BCGA2435 IC: 579C-A2435		MEASUREMENT REPORT (CERTIFICATION)	Approved by: Technical Manager
Test Report S/N: 1C2205090025-21-R2.BCG	Test Dates: 05/27/2022 - 9/12/2022	EUT Type: Tablet Device	Page 195 of 282

V 10.5 12/15/2021



Plot 7-599. Radiated Spurious Emissions above 1GHz Antenna 4a (802.11ax – Ch. 93)

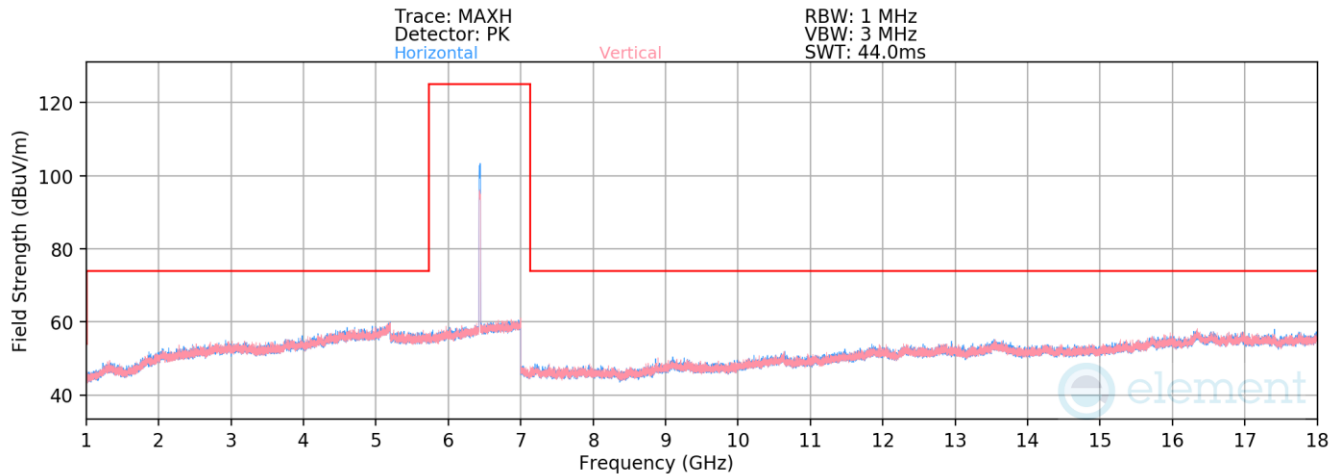
Mode: 802.11ax
Data Rate: MCS2
Distance of Measurements: 3 Meters
Operating Frequency: 6415MHz
Channel: 93

Frequency [MHz]	Detector	Ant. Pol. [H/V]	Antenna Height [cm]	Turntable Azimuth [degree]	Analyzer Level [dBm]	AFCL [dB/m]	Field Strength [dBuV/m]	Limit [dBuV/m]	Margin [dB]
12830.00	Average	H	-	-	-83.83	18.55	41.72	68.20	-26.48

Table 7-71. Radiated Spurious Emission Measurements Antenna 4a

FCC ID: BCGA2435 IC: 579C-A2435		MEASUREMENT REPORT (CERTIFICATION)	Approved by: Technical Manager
Test Report S/N: 1C2205090025-21-R2.BCG	Test Dates: 05/27/2022 - 9/12/2022	EUT Type: Tablet Device	Page 196 of 282

V 10.5 12/15/2021



Plot 7-600. Radiated Spurious Emissions above 1GHz Antenna 4a (802.11ax – Ch. 97)

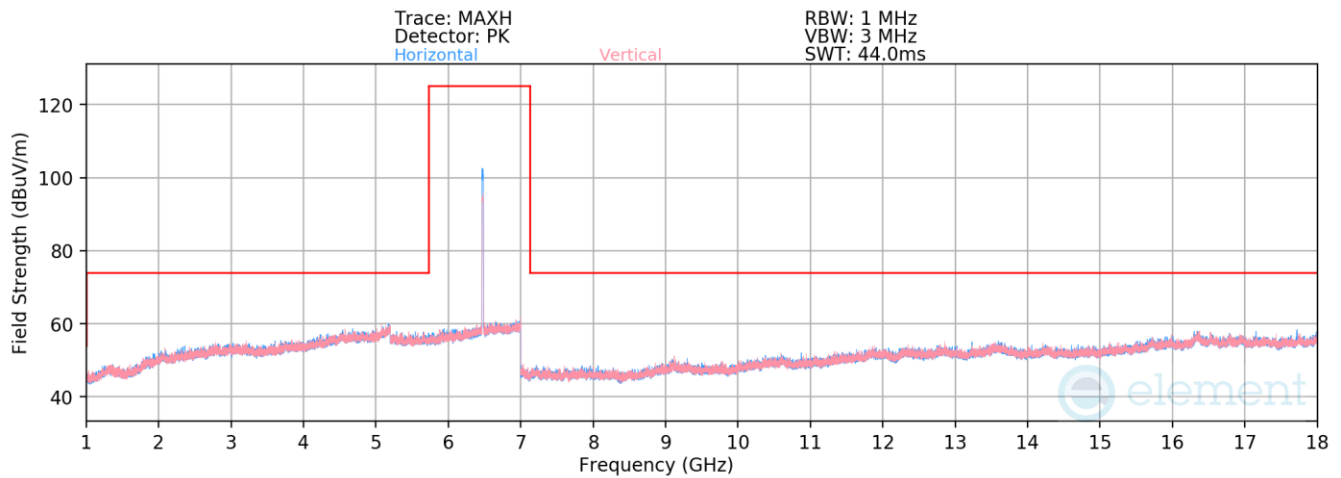
Mode: 802.11ax
Data Rate: MCS2
Distance of Measurements: 3 Meters
Operating Frequency: 6435MHz
Channel: 97

Frequency [MHz]	Detector	Ant. Pol. [H/V]	Antenna Height [cm]	Turntable Azimuth [degree]	Analyzer Level [dBm]	AFCL [dB/m]	Field Strength [dBuV/m]	Limit [dBuV/m]	Margin [dB]
12870.00	Average	H	-	-	-83.92	18.68	41.76	68.20	-26.44

Table 7-72. Radiated Spurious Emission Measurements Antenna 4a

FCC ID: BCGA2435 IC: 579C-A2435		MEASUREMENT REPORT (CERTIFICATION)	Approved by: Technical Manager
Test Report S/N: 1C2205090025-21-R2.BCG	Test Dates: 05/27/2022 - 9/12/2022	EUT Type: Tablet Device	Page 197 of 282

V 10.5 12/15/2021



Plot 7-601. Radiated Spurious Emissions above 1GHz Antenna 4a (802.11ax – Ch. 105, MCS2)

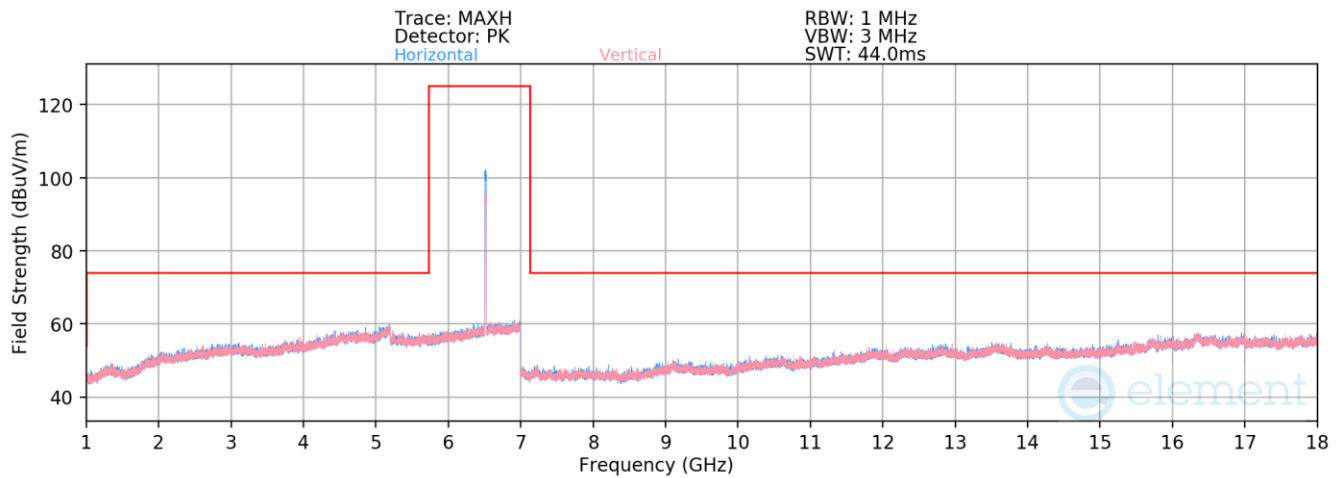
Mode: 802.11ax
Data Rate: MCS2
Distance of Measurements: 3 Meters
Operating Frequency: 6475MHz
Channel: 105

Frequency [MHz]	Detector	Ant. Pol. [H/V]	Antenna Height [cm]	Turntable Azimuth [degree]	Analyzer Level [dBm]	AFCL [dB/m]	Field Strength [dBuV/m]	Limit [dBuV/m]	Margin [dB]
12950.00	Average	H	-	-	-83.70	18.16	41.46	68.20	-26.74

Table 7-73. Radiated Spurious Emission Measurements Antenna 4a

FCC ID: BCGA2435 IC: 579C-A2435		MEASUREMENT REPORT (CERTIFICATION)	Approved by: Technical Manager
Test Report S/N: 1C2205090025-21-R2.BCG	Test Dates: 05/27/2022 - 9/12/2022	EUT Type: Tablet Device	Page 198 of 282

V 10.5 12/15/2021



Plot 7-602. Radiated Spurious Emissions above 1GHz Antenna 4a (802.11ax – Ch. 113)

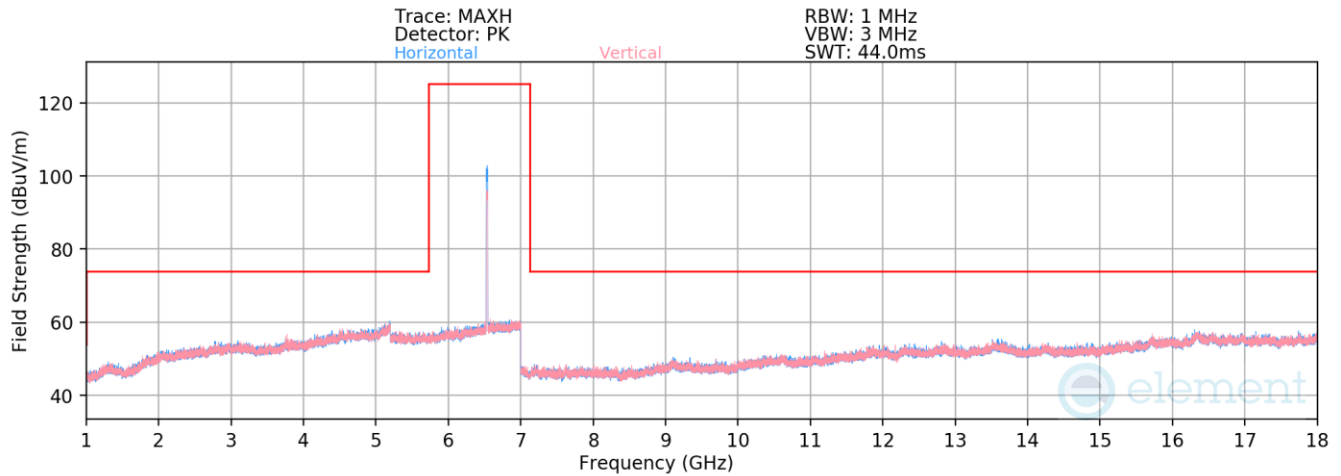
Mode: 802.11ax
Data Rate: MCS2
Distance of Measurements: 3 Meters
Operating Frequency: 6515MHz
Channel: 113

Frequency [MHz]	Detector	Ant. Pol. [H/V]	Antenna Height [cm]	Turntable Azimuth [degree]	Analyzer Level [dBm]	AFCL [dB/m]	Field Strength [dBuV/m]	Limit [dBuV/m]	Margin [dB]
13030.00	Average	H	-	-	-83.78	18.52	41.74	68.20	-26.46

Table 7-74. Radiated Spurious Emission Measurements Antenna 4a

FCC ID: BCGA2435 IC: 579C-A2435		MEASUREMENT REPORT (CERTIFICATION)	Approved by: Technical Manager
Test Report S/N: 1C2205090025-21-R2.BCG	Test Dates: 05/27/2022 - 9/12/2022	EUT Type: Tablet Device	Page 199 of 282

V 10.5 12/15/2021



Plot 7-603. Radiated Spurious Emissions above 1GHz Antenna 4a (802.11ax – Ch. 117)

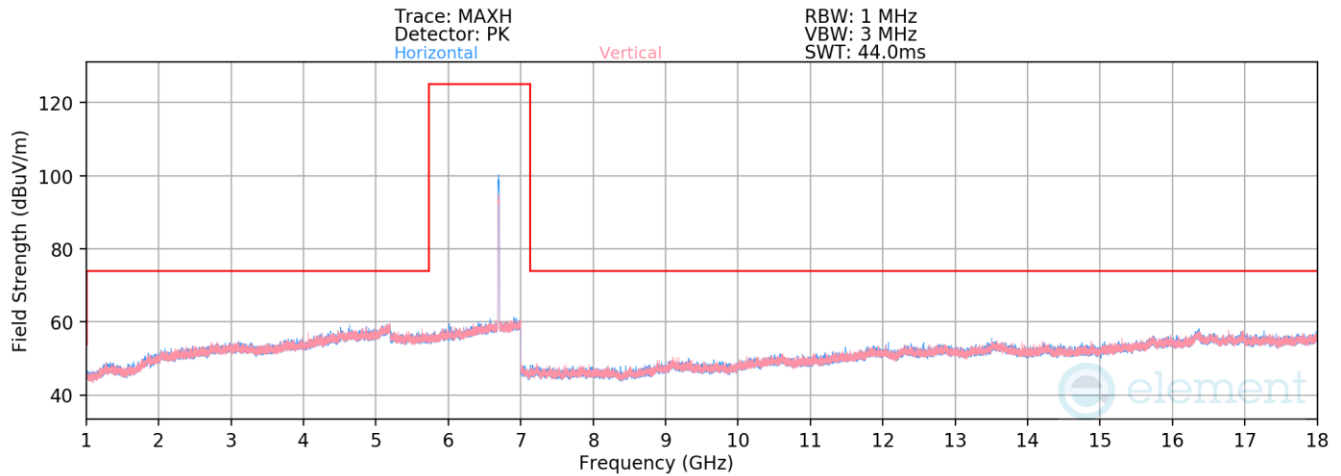
Mode: 802.11ax
Data Rate: MCS2
Distance of Measurements: 3 Meters
Operating Frequency: 6535MHz
Channel: 117

Frequency [MHz]	Detector	Ant. Pol. [H/V]	Antenna Height [cm]	Turntable Azimuth [degree]	Analyzer Level [dBm]	AFCL [dB/m]	Field Strength [dBuV/m]	Limit [dBuV/m]	Margin [dB]
13070.00	Average	H	-	-	-83.76	18.31	41.55	68.20	-26.65

Table 7-75. Radiated Spurious Emission Measurements Antenna 4a

FCC ID: BCGA2435 IC: 579C-A2435		MEASUREMENT REPORT (CERTIFICATION)	Approved by: Technical Manager
Test Report S/N: 1C2205090025-21-R2.BCG	Test Dates: 05/27/2022 - 9/12/2022	EUT Type: Tablet Device	Page 200 of 282

V 10.5 12/15/2021



Plot 7-604. Radiated Spurious Emissions above 1GHz Antenna 4a (802.11ax – Ch. 149, MCS2)

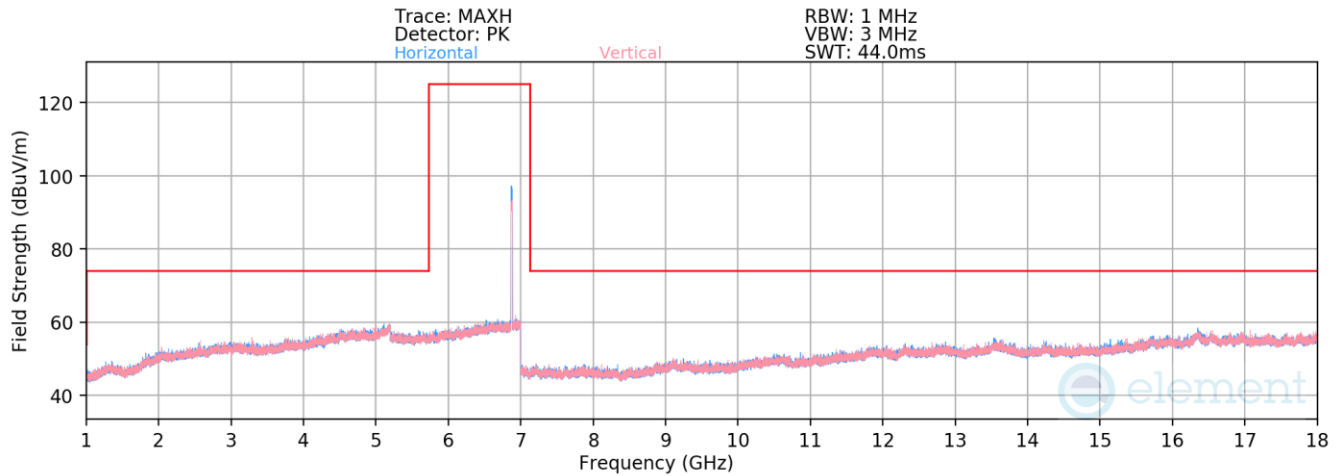
Mode: 802.11ax
Data Rate: MCS2
Distance of Measurements: 3 Meters
Operating Frequency: 6695MHz
Channel: 149

Frequency [MHz]	Detector	Ant. Pol. [H/V]	Antenna Height [cm]	Turntable Azimuth [degree]	Analyzer Level [dBm]	AFCL [dB/m]	Field Strength [dBuV/m]	Limit [dBuV/m]	Margin [dB]
13390.00	Peak	H	-	-	-72.79	18.01	52.22	73.98	-21.76
13390.00	Average	H	-	-	-83.68	18.01	41.33	53.98	-12.65

Table 7-76. Radiated Spurious Emission Measurements Antenna 4a

FCC ID: BCGA2435 IC: 579C-A2435		MEASUREMENT REPORT (CERTIFICATION)	Approved by: Technical Manager
Test Report S/N: 1C2205090025-21-R2.BCG	Test Dates: 05/27/2022 - 9/12/2022	EUT Type: Tablet Device	Page 201 of 282

V 10.5 12/15/2021



Plot 7-605. Radiated Spurious Emissions above 1GHz Antenna 4a (802.11ax – Ch. 185)

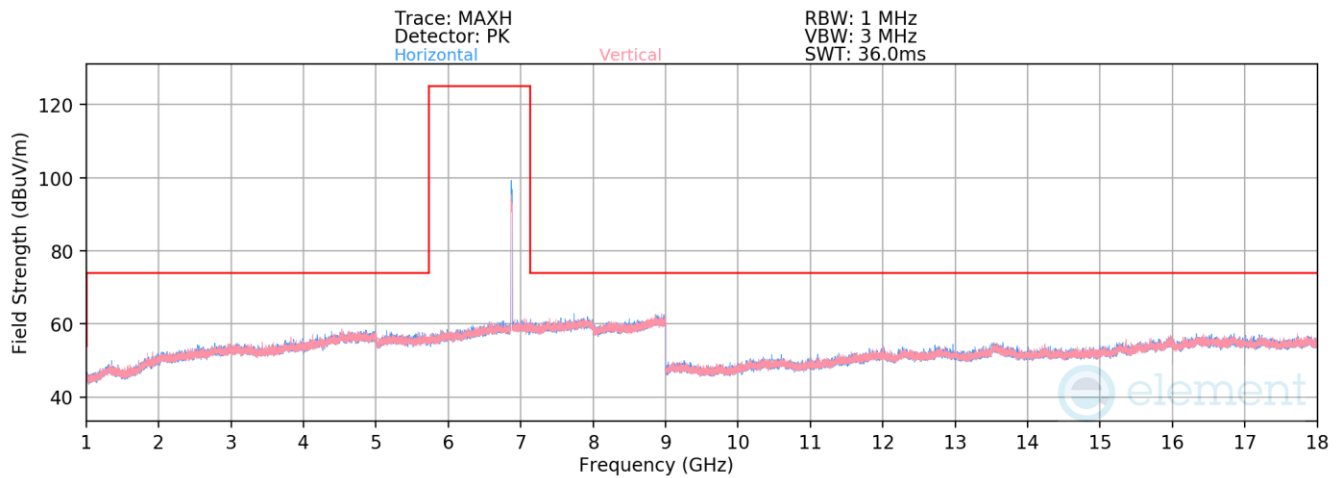
Mode: 802.11ax
Data Rate: MCS2
Distance of Measurements: 3 Meters
Operating Frequency: 6875MHz
Channel: 185

Frequency [MHz]	Detector	Ant. Pol. [H/V]	Antenna Height [cm]	Turntable Azimuth [degree]	Analyzer Level [dBm]	AFCL [dB/m]	Field Strength [dBuV/m]	Limit [dBuV/m]	Margin [dB]
13750.00	Average	H	-	-	-83.19	17.84	41.65	68.20	-26.55

Table 7-77. Radiated Spurious Emission Measurements Antenna 4a

FCC ID: BCGA2435 IC: 579C-A2435		MEASUREMENT REPORT (CERTIFICATION)	Approved by: Technical Manager
Test Report S/N: 1C2205090025-21-R2.BCG	Test Dates: 05/27/2022 - 9/12/2022	EUT Type: Tablet Device	Page 202 of 282

V 10.5 12/15/2021



Plot 7-606. Radiated Spurious Emissions above 1GHz Antenna 4a (802.11ax – Ch. 189)

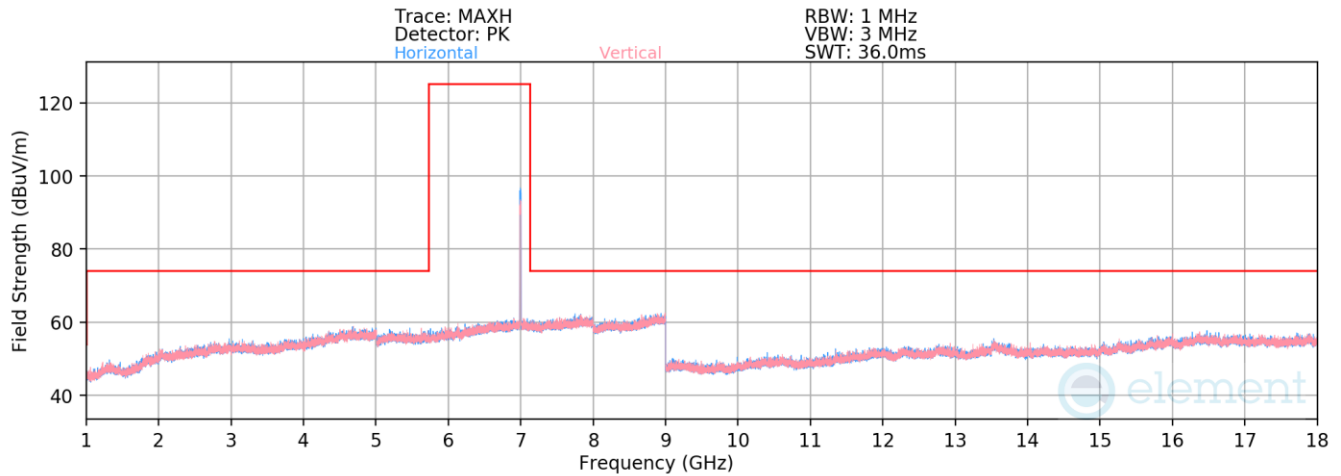
Mode: 802.11ax
Data Rate: MCS2
Distance of Measurements: 3 Meters
Operating Frequency: 6895MHz
Channel: 189

Frequency [MHz]	Detector	Ant. Pol. [H/V]	Antenna Height [cm]	Turntable Azimuth [degree]	Analyzer Level [dBm]	AFCL [dB/m]	Field Strength [dBuV/m]	Limit [dBuV/m]	Margin [dB]
13750.00	Average	H	-	-	-83.24	17.82	41.58	68.20	-26.62

Table 7-78. Radiated Spurious Emission Measurements Antenna 4a

FCC ID: BCGA2435 IC: 579C-A2435		MEASUREMENT REPORT (CERTIFICATION)	Approved by: Technical Manager
Test Report S/N: 1C2205090025-21-R2.BCG	Test Dates: 05/27/2022 - 9/12/2022	EUT Type: Tablet Device	Page 203 of 282

V 10.5 12/15/2021



Plot 7-607. Radiated Spurious Emissions above 1GHz Antenna 4a (802.11ax – Ch. 209, MCS2)

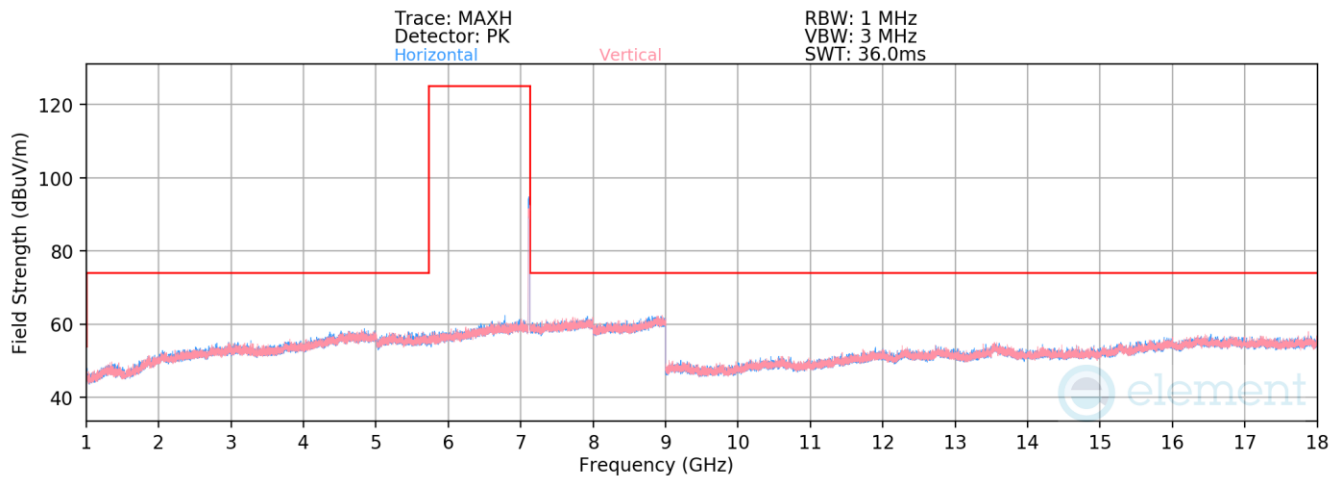
Mode: 802.11ax
Data Rate: MCS2
Distance of Measurements: 3 Meters
Operating Frequency: 6995MHz
Channel: 209

Frequency [MHz]	Detector	Ant. Pol. [H/V]	Antenna Height [cm]	Turntable Azimuth [degree]	Analyzer Level [dBm]	AFCL [dB/m]	Field Strength [dBuV/m]	Limit [dBuV/m]	Margin [dB]
13990.00	Average	H	-	-	-83.38	17.85	41.47	68.20	-26.73

Table 7-79. Radiated Spurious Emission Measurements Antenna 4a

FCC ID: BCGA2435 IC: 579C-A2435		MEASUREMENT REPORT (CERTIFICATION)	Approved by: Technical Manager
Test Report S/N: 1C2205090025-21-R2.BCG	Test Dates: 05/27/2022 - 9/12/2022	EUT Type: Tablet Device	Page 204 of 282

V 10.5 12/15/2021



Plot 7-608. Radiated Spurious Emissions above 1GHz Antenna 4a (802.11ax – Ch. 233)

Mode: 802.11ax
Data Rate: MCS2
Distance of Measurements: 3 Meters
Operating Frequency: 7115MHz
Channel: 233

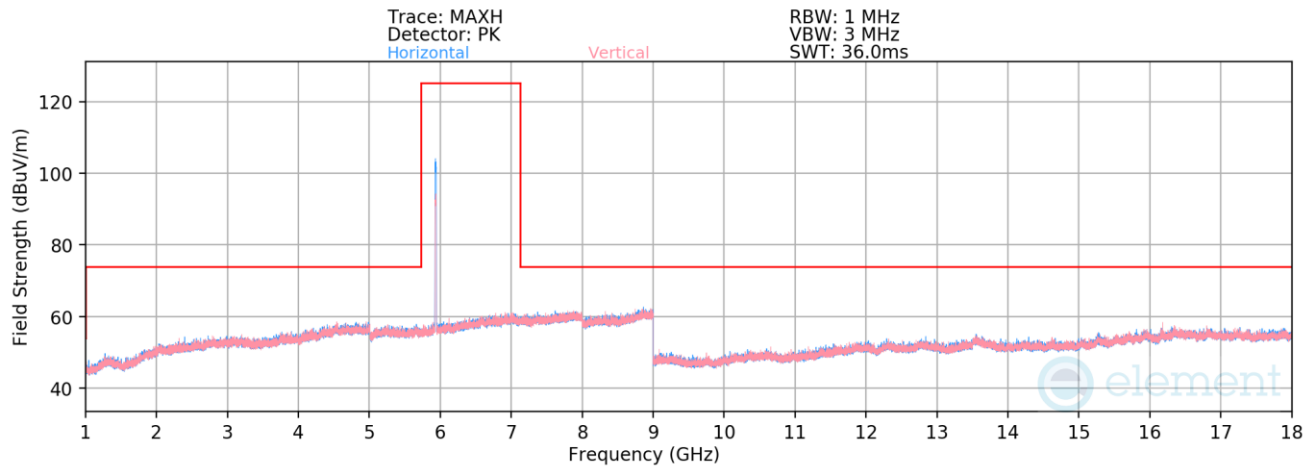
Frequency [MHz]	Detector	Ant. Pol. [H/V]	Antenna Height [cm]	Turntable Azimuth [degree]	Analyzer Level [dBm]	AFCL [dB/m]	Field Strength [dBuV/m]	Limit [dBuV/m]	Margin [dB]
14230.00	Average	H	-	-	-83.43	18.14	41.71	68.20	-26.49

Table 7-80. Radiated Spurious Emission Measurements Antenna 4a

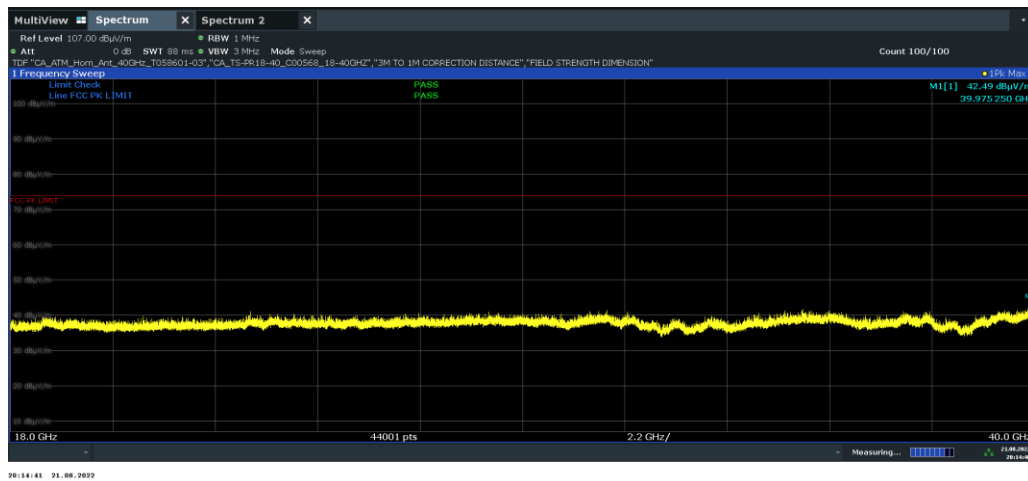
FCC ID: BCGA2435 IC: 579C-A2435		MEASUREMENT REPORT (CERTIFICATION)	Approved by: Technical Manager
Test Report S/N: 1C2205090025-21-R2.BCG	Test Dates: 05/27/2022 - 9/12/2022	EUT Type: Tablet Device	Page 205 of 282

V 10.5 12/15/2021

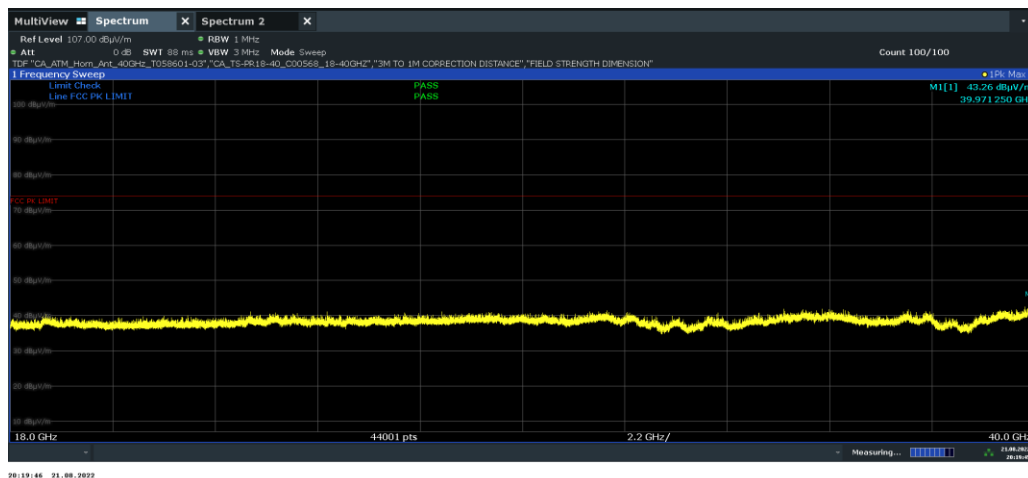
7.7.3 SDM Primary Radiated Spurious Emission



Plot 7-609. Radiated Spurious Emissions above 1GHz SDM (802.11ax – Ch. 1)



Plot 7-610. Radiated Spurious Emissions 18-40GHz SDM (802.11ax – Ch. 1, Pol. H)



Plot 7-611. Radiated Spurious Emissions 18-40GHz SDM (802.11ax – Ch. 1, Pol. V)


FCC ID: BCGA2435 IC: 579C-A2435		MEASUREMENT REPORT (CERTIFICATION)	Approved by: Technical Manager
Test Report S/N: 1C2205090025-21-R2.BCG	Test Dates: 05/27/2022 - 9/12/2022	EUT Type: Tablet Device	Page 206 of 282

V 10.5 12/15/2021

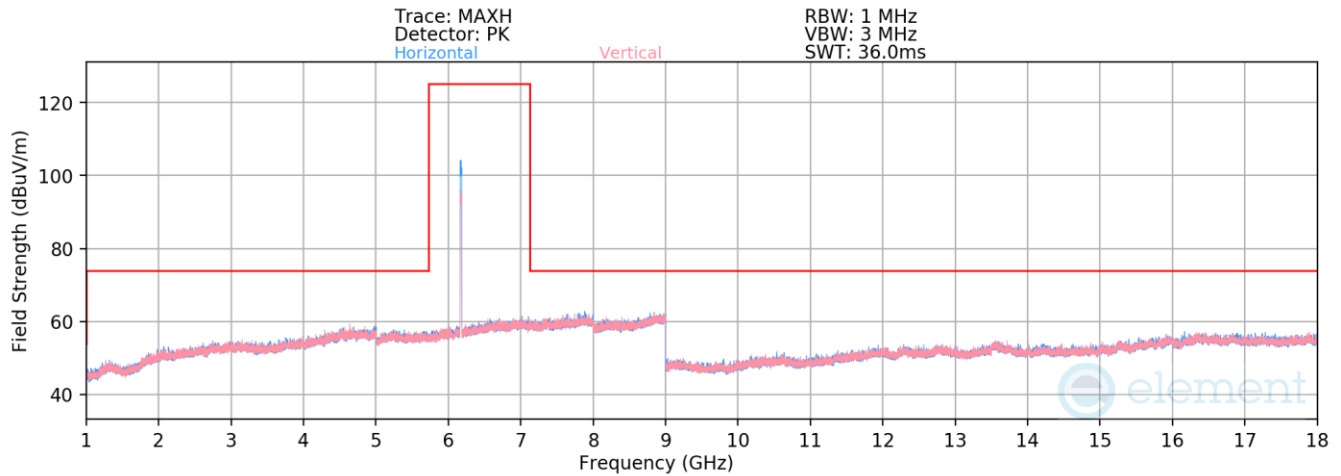
Mode: 802.11ax
 Data Rate: MCS2
 Distance of Measurements: 3 Meters
 Operating Frequency: 5955MHz
 Channel: 1

Frequency [MHz]	Detector	Ant. Pol. [H/V]	Antenna Height [cm]	Turntable Azimuth [degree]	Analyzer Level [dBm]	AFCL [dB/m]	Field Strength [dBμV/m]	Limit [dBμV/m]	Margin [dB]
* 11910.00	Peak	H	-	-	-72.05	16.85	51.80	73.98	-22.18
* 11910.00	Average	H	-	-	-83.51	16.85	40.34	53.98	-13.64
* 17865.00	Peak	H	-	-	-72.63	21.45	55.82	73.98	-18.16
* 17865.00	Average	H	-	-	-84.39	21.45	44.06	53.98	-9.92

Table 7-81. Radiated Spurious Emission Measurements SDM

FCC ID: BCGA2435 IC: 579C-A2435	 MEASUREMENT REPORT (CERTIFICATION)		Approved by: Technical Manager
Test Report S/N: 1C2205090025-21-R2.BCG	Test Dates: 05/27/2022 - 9/12/2022	EUT Type: Tablet Device	Page 207 of 282

V 10.5 12/15/2021



Plot 7-612. Radiated Spurious Emissions above 1GHz SDM (802.11ax – Ch. 45, MCS2)

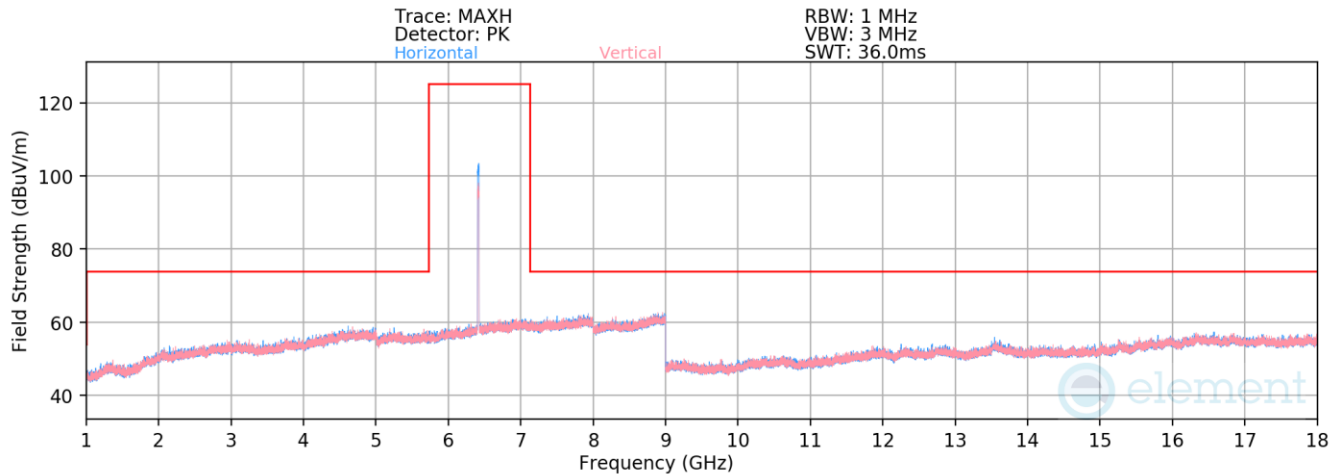
Mode: 802.11ax
Data Rate: MCS2
Distance of Measurements: 3 Meters
Operating Frequency: 6175MHz
Channel: 45

Frequency [MHz]	Detector	Ant. Pol. [H/V]	Antenna Height [cm]	Turntable Azimuth [degree]	Analyzer Level [dBm]	AFCL [dB/m]	Field Strength [dBμV/m]	Limit [dBμV/m]	Margin [dB]
* 12350.00	Peak	H	-	-	-72.67	17.83	52.16	73.98	-21.82
* 12350.00	Average	H	-	-	-84.21	17.83	40.62	53.98	-13.36

Table 7-82. Radiated Spurious Emission Measurements SDM

FCC ID: BCGA2435 IC: 579C-A2435		MEASUREMENT REPORT (CERTIFICATION)	Approved by: Technical Manager
Test Report S/N: 1C2205090025-21-R2.BCG	Test Dates: 05/27/2022 - 9/12/2022	EUT Type: Tablet Device	Page 208 of 282

V 10.5 12/15/2021



Plot 7-613. Radiated Spurious Emissions above 1GHz CDD (802.11ax – Ch. 93)

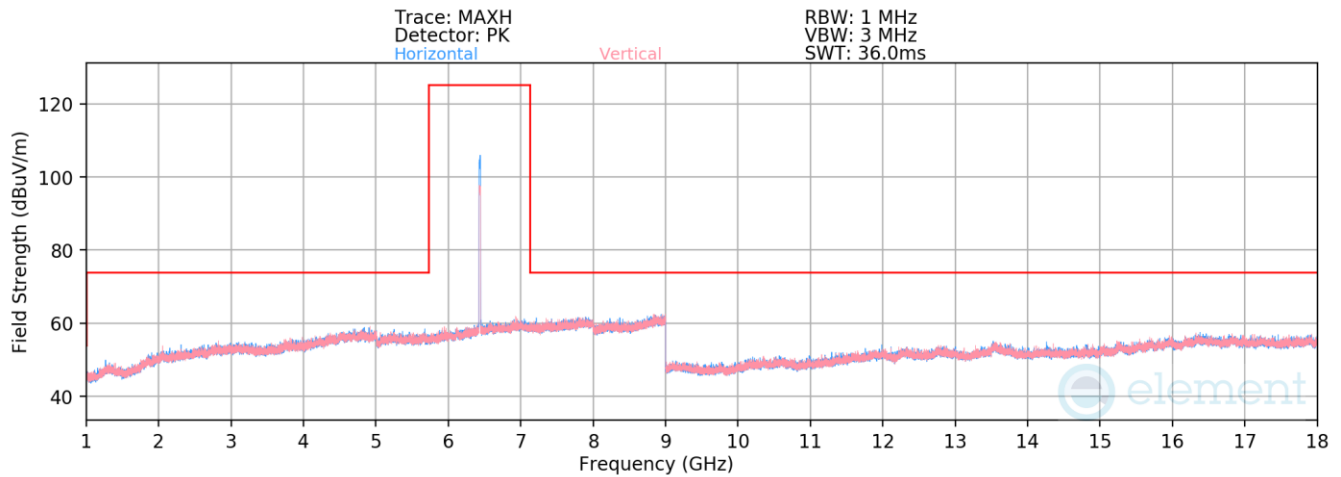
Mode: 802.11ax
Data Rate: MCS2
Distance of Measurements: 3 Meters
Operating Frequency: 6415MHz
Channel: 93

Frequency [MHz]	Detector	Ant. Pol. [H/V]	Antenna Height [cm]	Turntable Azimuth [degree]	Analyzer Level [dBm]	AFCL [dB/m]	Field Strength [dBuV/m]	Limit [dBuV/m]	Margin [dB]
12830.00	Average	H	-	-	-84.14	18.15	41.01	68.20	-27.19

Table 7-83. Radiated Spurious Emission Measurements SDM

FCC ID: BCGA2435 IC: 579C-A2435		MEASUREMENT REPORT (CERTIFICATION)	Approved by: Technical Manager
Test Report S/N: 1C2205090025-21-R2.BCG	Test Dates: 05/27/2022 - 9/12/2022	EUT Type: Tablet Device	Page 209 of 282

V 10.5 12/15/2021



Plot 7-614. Radiated Spurious Emissions above 1GHz CDD (802.11ax – Ch. 97)

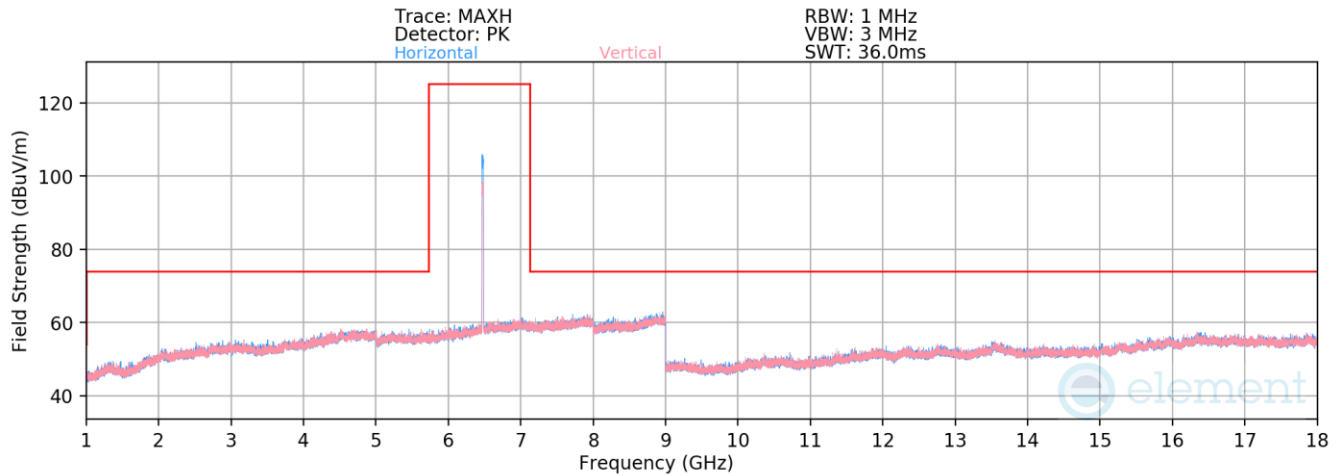
Mode: 802.11ax
Data Rate: MCS2
Distance of Measurements: 3 Meters
Operating Frequency: 6435MHz
Channel: 97

Frequency [MHz]	Detector	Ant. Pol. [H/V]	Antenna Height [cm]	Turntable Azimuth [degree]	Analyzer Level [dBm]	AFCL [dB/m]	Field Strength [dBuV/m]	Limit [dBuV/m]	Margin [dB]
12870.00	Average	H	-	-	-83.83	18.27	41.44	68.20	-26.76

Table 7-84. Radiated Spurious Emission Measurements SDM

FCC ID: BCGA2435 IC: 579C-A2435		MEASUREMENT REPORT (CERTIFICATION)	Approved by: Technical Manager
Test Report S/N: 1C2205090025-21-R2.BCG	Test Dates: 05/27/2022 - 9/12/2022	EUT Type: Tablet Device	Page 210 of 282

V 10.5 12/15/2021



Plot 7-615. Radiated Spurious Emissions above 1GHz SDM (802.11ax – Ch. 105, MCS2)

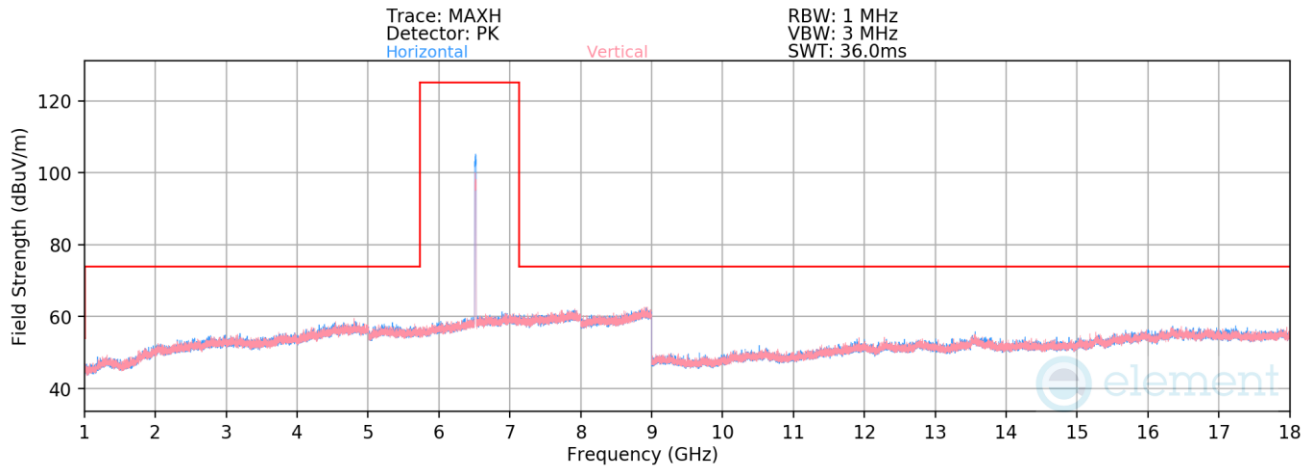
Mode: 802.11ax
Data Rate: MCS2
Distance of Measurements: 3 Meters
Operating Frequency: 6475MHz
Channel: 105

Frequency [MHz]	Detector	Ant. Pol. [H/V]	Antenna Height [cm]	Turntable Azimuth [degree]	Analyzer Level [dBm]	AFCL [dB/m]	Field Strength [dBuV/m]	Limit [dBuV/m]	Margin [dB]
12950.00	Average	H	-	-	-83.55	18.14	41.59	68.20	-26.61

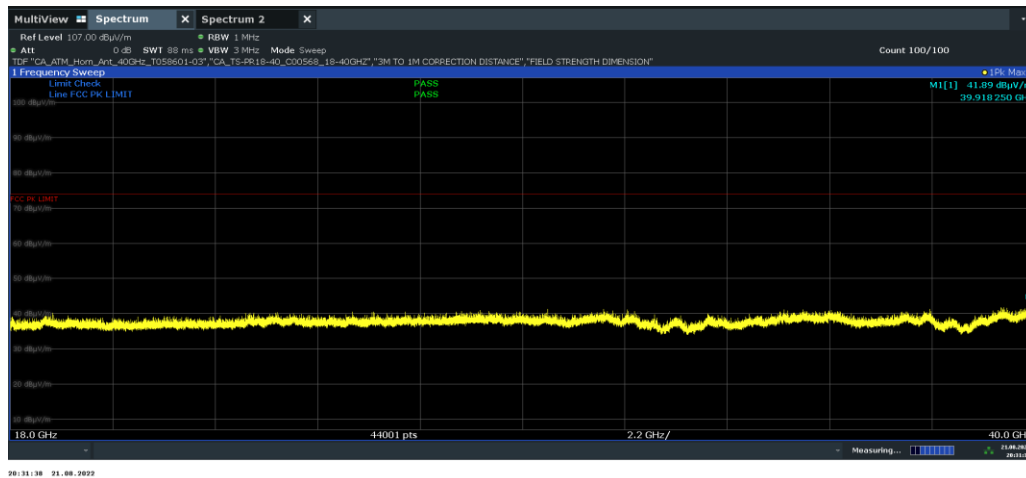
Table 7-85. Radiated Spurious Emission Measurements SDM

FCC ID: BCGA2435 IC: 579C-A2435		MEASUREMENT REPORT (CERTIFICATION)	Approved by: Technical Manager
Test Report S/N: 1C2205090025-21-R2.BCG	Test Dates: 05/27/2022 - 9/12/2022	EUT Type: Tablet Device	Page 211 of 282

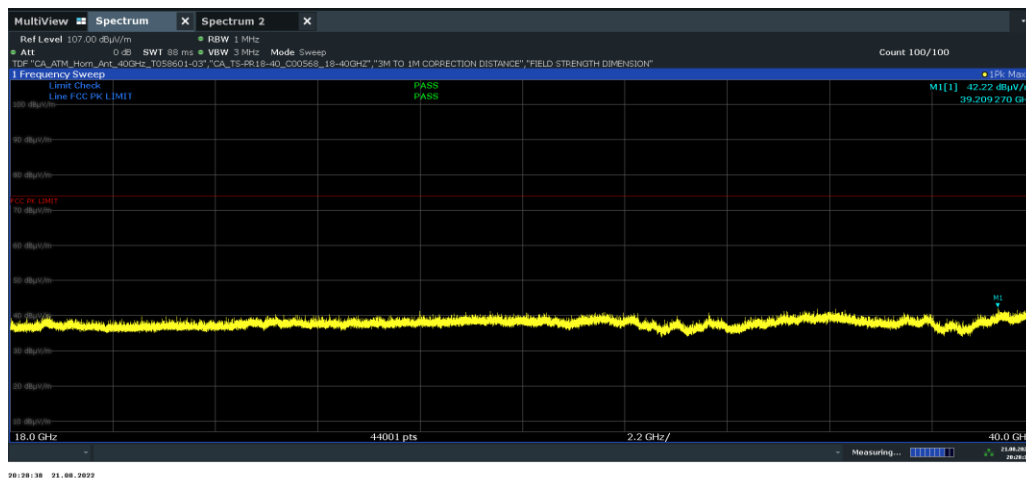
V 10.5 12/15/2021



Plot 7-616. Radiated Spurious Emissions above 1GHz SDM (802.11ax – Ch. 113)



Plot 7-617. Radiated Spurious Emissions 18-40GHz SDM (802.11ax – Ch. 113, Pol. H)



Plot 7-618. Radiated Spurious Emissions 18-40GHz SDM (802.11ax – Ch. 113, Pol. V)

FCC ID: BCGA2435 IC: 579C-A2435			MEASUREMENT REPORT (CERTIFICATION)	Approved by: Technical Manager
Test Report S/N: 1C2205090025-21-R2.BCG	Test Dates: 05/27/2022 - 9/12/2022	EUT Type: Tablet Device	Page 212 of 282	

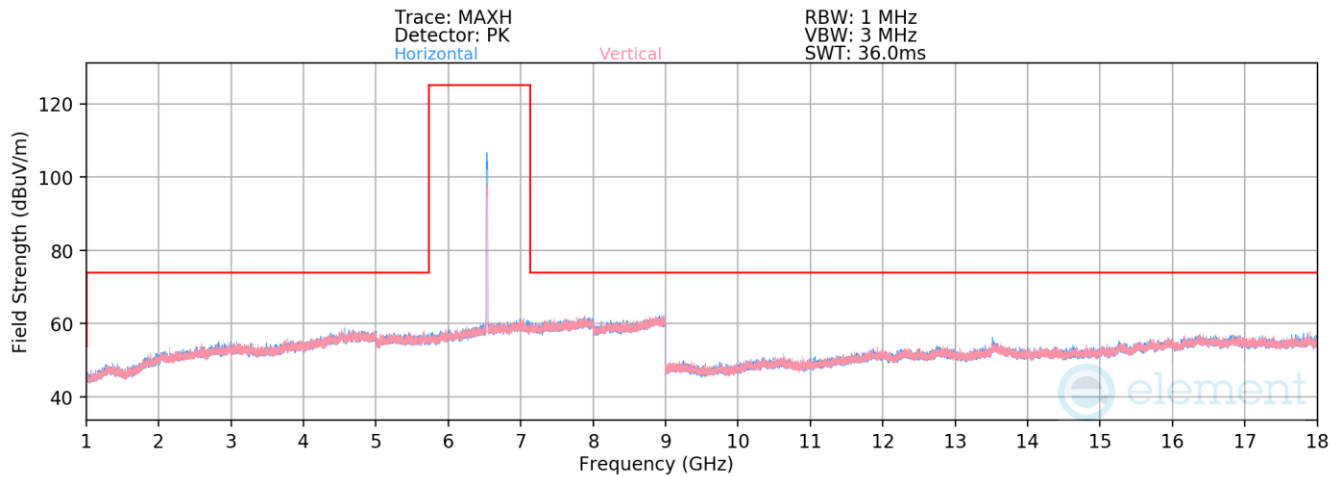
Mode: 802.11ax
 Data Rate: MCS2
 Distance of Measurements: 3 Meters
 Operating Frequency: 6515MHz
 Channel: 113

Frequency [MHz]	Detector	Ant. Pol. [H/V]	Antenna Height [cm]	Turntable Azimuth [degree]	Analyzer Level [dBm]	AFCL [dB/m]	Field Strength [dBμV/m]	Limit [dBμV/m]	Margin [dB]
13030.00	Average	H	-	-	-83.54	18.17	41.63	68.20	-26.57

Table 7-86. Radiated Spurious Emission Measurements SDM

FCC ID: BCGA2435 IC: 579C-A2435	 MEASUREMENT REPORT (CERTIFICATION)		Approved by: Technical Manager
Test Report S/N: 1C2205090025-21-R2.BCG	Test Dates: 05/27/2022 - 9/12/2022	EUT Type: Tablet Device	Page 213 of 282

V 10.5 12/15/2021



Plot 7-619. Radiated Spurious Emissions above 1GHz SDM (802.11ax – Ch. 117)

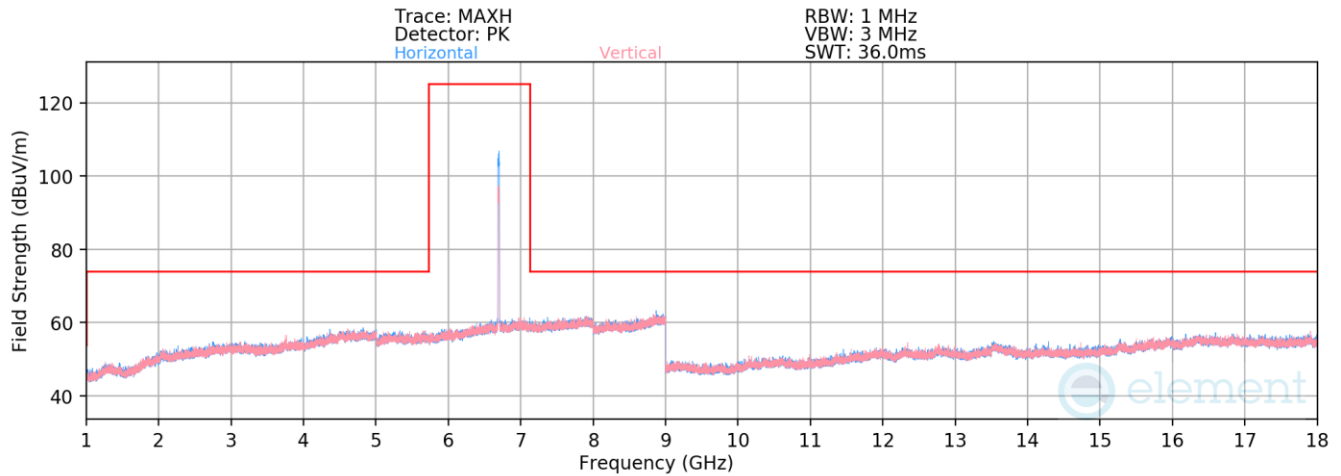
Mode: 802.11ax
Data Rate: MCS2
Distance of Measurements: 3 Meters
Operating Frequency: 6535MHz
Channel: 117

Frequency [MHz]	Detector	Ant. Pol. [H/V]	Antenna Height [cm]	Turntable Azimuth [degree]	Analyzer Level [dBm]	AFCL [dB/m]	Field Strength [dBuV/m]	Limit [dBuV/m]	Margin [dB]
13070.00	Average	H	-	-	-83.69	18.02	41.33	68.20	-26.87

Table 7-87. Radiated Spurious Emission Measurements SDM

FCC ID: BCGA2435 IC: 579C-A2435		MEASUREMENT REPORT (CERTIFICATION)	Approved by: Technical Manager
Test Report S/N: 1C2205090025-21-R2.BCG	Test Dates: 05/27/2022 - 9/12/2022	EUT Type: Tablet Device	Page 214 of 282

V 10.5 12/15/2021



Plot 7-620. Radiated Spurious Emissions above 1GHz SDM (802.11ax – Ch. 149, MCS2)

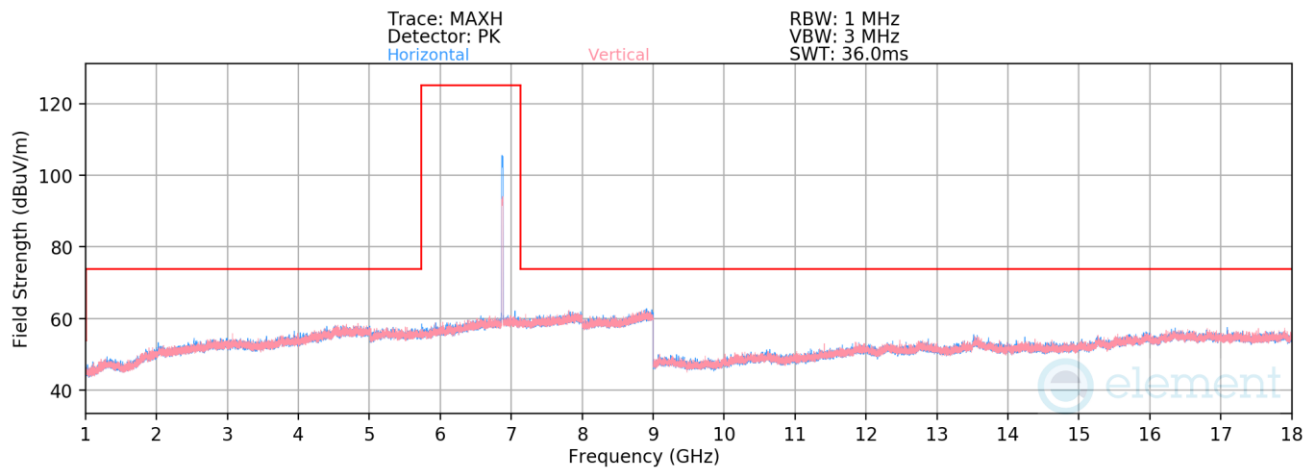
Mode: 802.11ax
Data Rate: MCS2
Distance of Measurements: 3 Meters
Operating Frequency: 6695MHz
Channel: 149

Frequency [MHz]	Detector	Ant. Pol. [H/V]	Antenna Height [cm]	Turntable Azimuth [degree]	Analyzer Level [dBm]	AFCL [dB/m]	Field Strength [dBuV/m]	Limit [dBuV/m]	Margin [dB]
13390.00	Peak	H	-	-	-72.56	18.12	52.56	73.98	-21.42
13390.00	Average	H	-	-	-83.96	18.12	41.16	53.98	-12.82

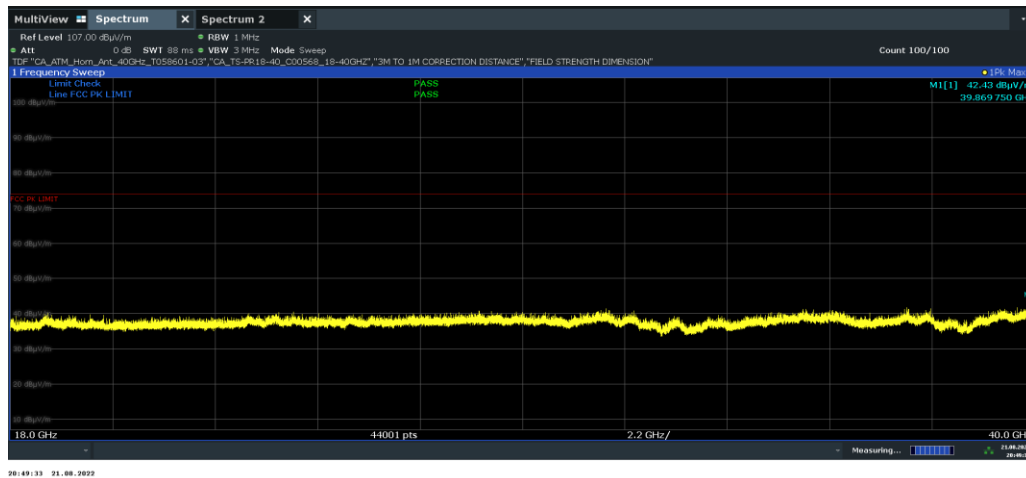
Table 7-88. Radiated Spurious Emission Measurements SDM

FCC ID: BCGA2435 IC: 579C-A2435		MEASUREMENT REPORT (CERTIFICATION)	Approved by: Technical Manager
Test Report S/N: 1C2205090025-21-R2.BCG	Test Dates: 05/27/2022 - 9/12/2022	EUT Type: Tablet Device	Page 215 of 282

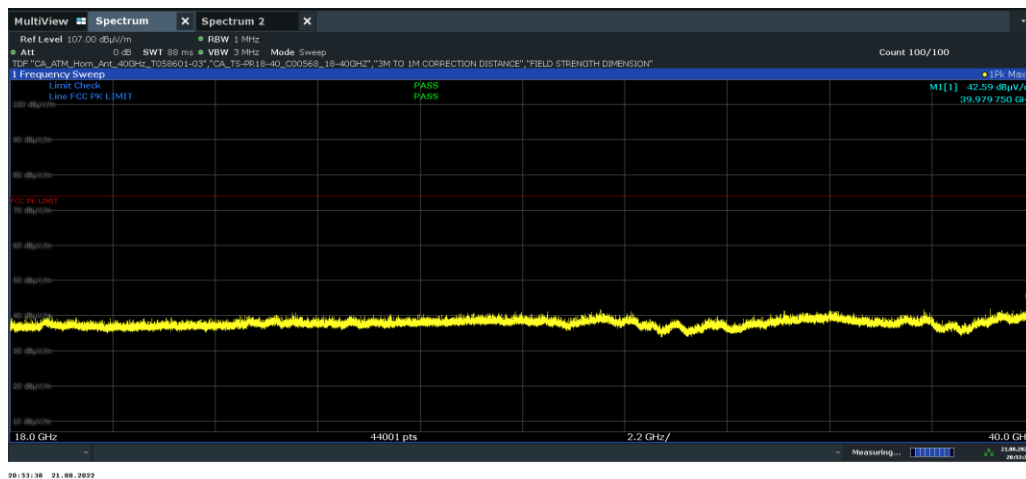
V 10.5 12/15/2021



Plot 7-621. Radiated Spurious Emissions above 1GHz SDM (802.11ax – Ch. 185)



Plot 7-622. Radiated Spurious Emissions 18-40GHz SDM (802.11ax – Ch. 185, Pol. H)




Plot 7-623. Radiated Spurious Emissions 18-40GHz SDM (802.11ax – Ch. 185, Pol. V)

FCC ID: BCGA2435 IC: 579C-A2435	 MEASUREMENT REPORT (CERTIFICATION)		Approved by: Technical Manager
Test Report S/N: 1C2205090025-21-R2.BCG	Test Dates: 05/27/2022 - 9/12/2022	EUT Type: Tablet Device	Page 216 of 282

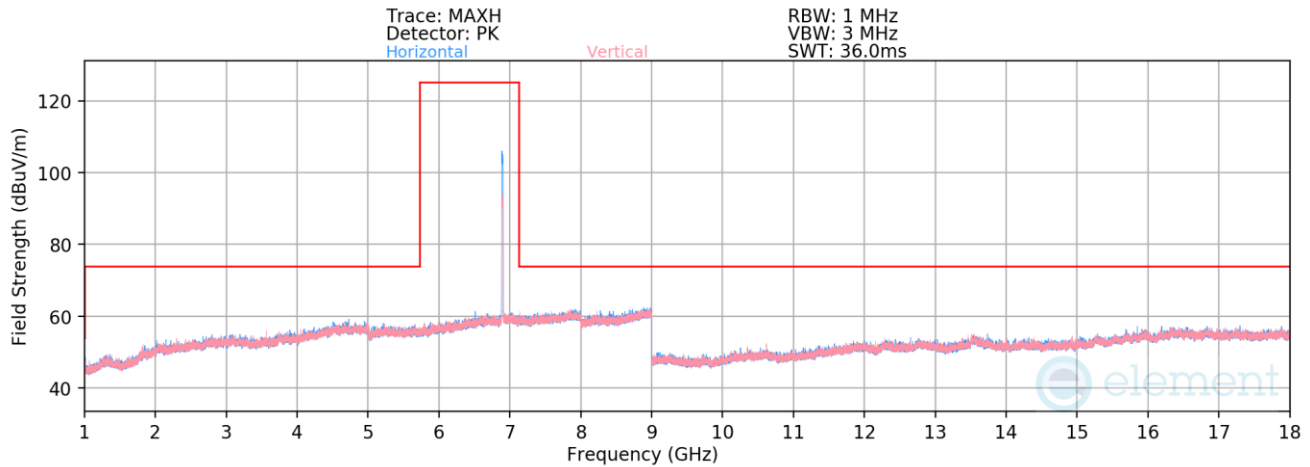
Mode: 802.11ax
 Data Rate: MCS2
 Distance of Measurements: 3 Meters
 Operating Frequency: 6875MHz
 Channel: 185

Frequency [MHz]	Detector	Ant. Pol. [H/V]	Antenna Height [cm]	Turntable Azimuth [degree]	Analyzer Level [dBm]	AFCL [dB/m]	Field Strength [dBμV/m]	Limit [dBμV/m]	Margin [dB]
13750.00	Average	H	-	-	-83.26	17.82	41.56	68.20	-26.64

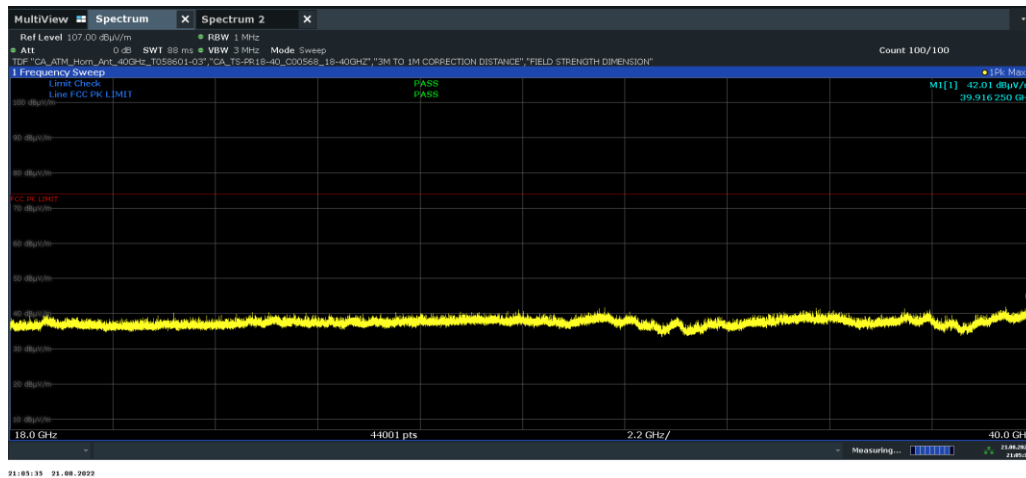
Table 7-89. Radiated Spurious Emission Measurements SDM

FCC ID: BCGA2435 IC: 579C-A2435	 MEASUREMENT REPORT (CERTIFICATION)		Approved by: Technical Manager
Test Report S/N: 1C2205090025-21-R2.BCG	Test Dates: 05/27/2022 - 9/12/2022	EUT Type: Tablet Device	Page 217 of 282

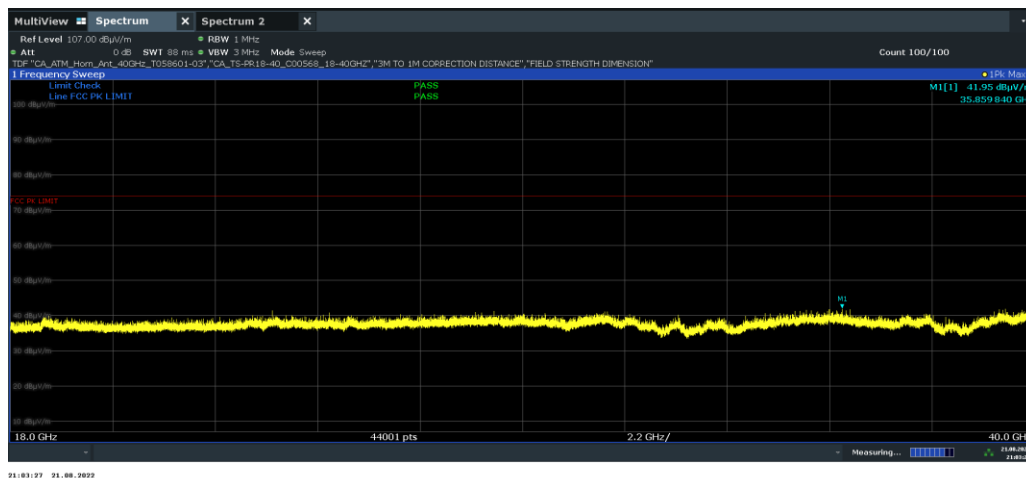
V 10.5 12/15/2021



Plot 7-624. Radiated Spurious Emissions above 1GHz SDM (802.11ax – Ch. 189)



Plot 7-625. Radiated Spurious Emissions 18-40GHz SDM (802.11ax – Ch. 189, Pol. H)



Plot 7-626. Radiated Spurious Emissions 18-40GHz SDM (802.11ax – Ch. 189, Pol. V)

FCC ID: BCGA2435 IC: 579C-A2435		MEASUREMENT REPORT (CERTIFICATION)	Approved by: Technical Manager
Test Report S/N: 1C2205090025-21-R2.BCG	Test Dates: 05/27/2022 - 9/12/2022	EUT Type: Tablet Device	Page 218 of 282

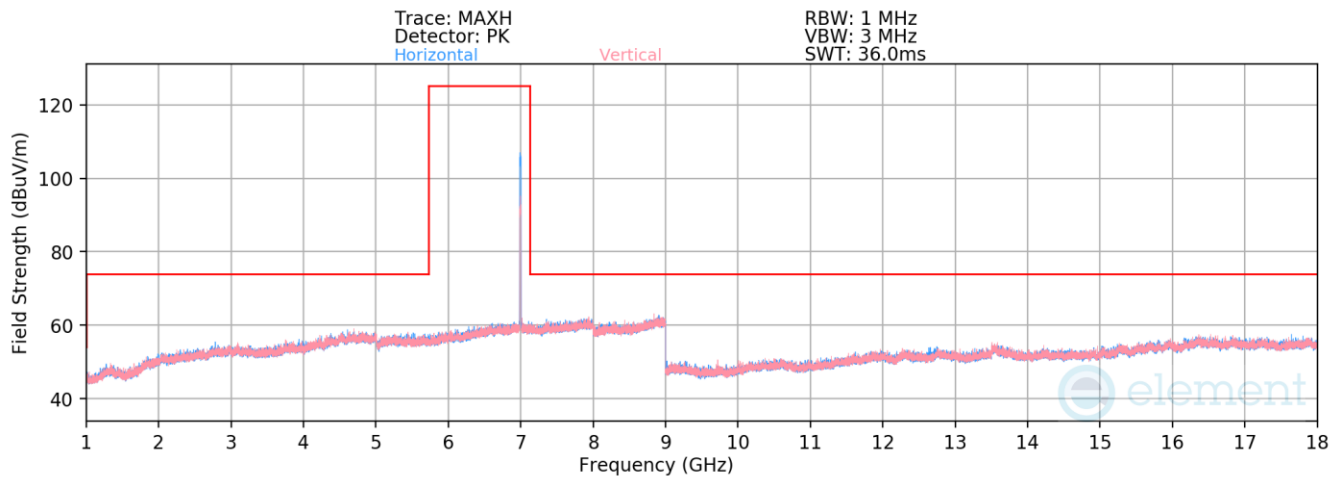
Mode: 802.11ax
 Data Rate: MCS2
 Distance of Measurements: 3 Meters
 Operating Frequency: 6895MHz
 Channel: 189

Frequency [MHz]	Detector	Ant. Pol. [H/V]	Antenna Height [cm]	Turntable Azimuth [degree]	Analyzer Level [dBm]	AFCL [dB/m]	Field Strength [dBμV/m]	Limit [dBμV/m]	Margin [dB]
13750.00	Average	H	-	-	-83.27	17.82	41.55	68.20	-26.65

Table 7-90. Radiated Spurious Emission Measurements SDM

FCC ID: BCGA2435 IC: 579C-A2435	 MEASUREMENT REPORT (CERTIFICATION)		Approved by: Technical Manager
Test Report S/N: 1C2205090025-21-R2.BCG	Test Dates: 05/27/2022 - 9/12/2022	EUT Type: Tablet Device	Page 219 of 282

V 10.5 12/15/2021



Plot 7-627. Radiated Spurious Emissions above 1GHz SDM (802.11ax – Ch. 209, MCS2)

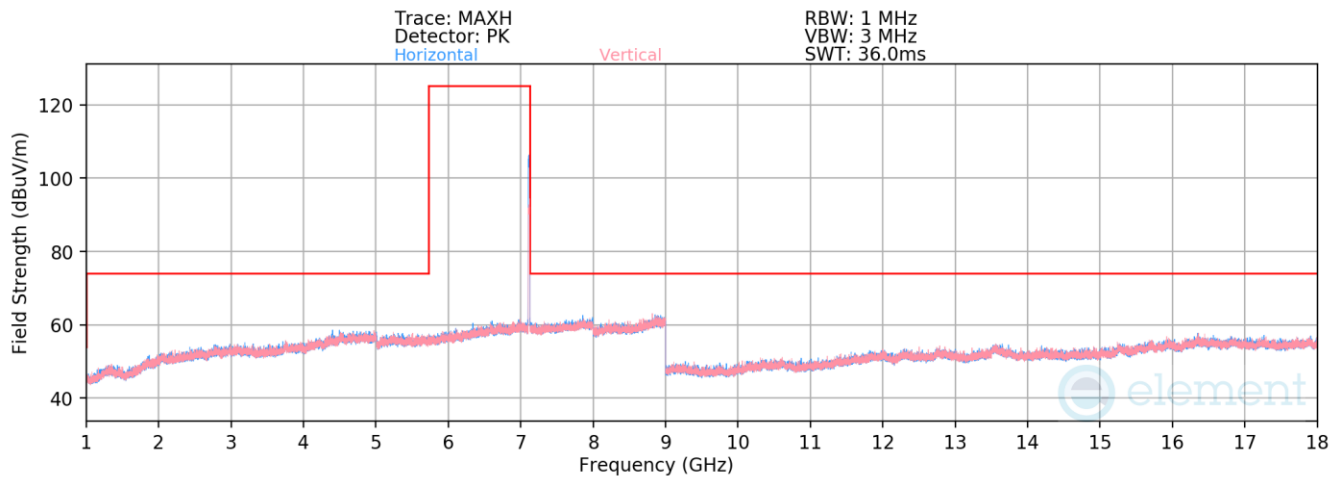
Mode: 802.11ax
Data Rate: MCS2
Distance of Measurements: 3 Meters
Operating Frequency: 6995MHz
Channel: 209

Frequency [MHz]	Detector	Ant. Pol. [H/V]	Antenna Height [cm]	Turntable Azimuth [degree]	Analyzer Level [dBm]	AFCL [dB/m]	Field Strength [dBuV/m]	Limit [dBuV/m]	Margin [dB]
13990.00	Average	H	-	-	-83.47	17.85	41.38	68.20	-26.82

Table 7-91. Radiated Spurious Emission Measurements SDM

FCC ID: BCGA2435 IC: 579C-A2435		MEASUREMENT REPORT (CERTIFICATION)	Approved by: Technical Manager
Test Report S/N: 1C2205090025-21-R2.BCG	Test Dates: 05/27/2022 - 9/12/2022	EUT Type: Tablet Device	Page 220 of 282

V 10.5 12/15/2021



Plot 7-628. Radiated Spurious Emissions above 1GHz SDM (802.11ax – Ch. 233)

Mode: 802.11ax
Data Rate: MCS2
Distance of Measurements: 3 Meters
Operating Frequency: 7115MHz
Channel: 233

Frequency [MHz]	Detector	Ant. Pol. [H/V]	Antenna Height [cm]	Turntable Azimuth [degree]	Analyzer Level [dBm]	AFCL [dB/m]	Field Strength [dBuV/m]	Limit [dBuV/m]	Margin [dB]
14230.00	Average	H	-	-	-83.70	18.14	41.44	68.20	-26.76

Table 7-92. Radiated Spurious Emission Measurements SDM

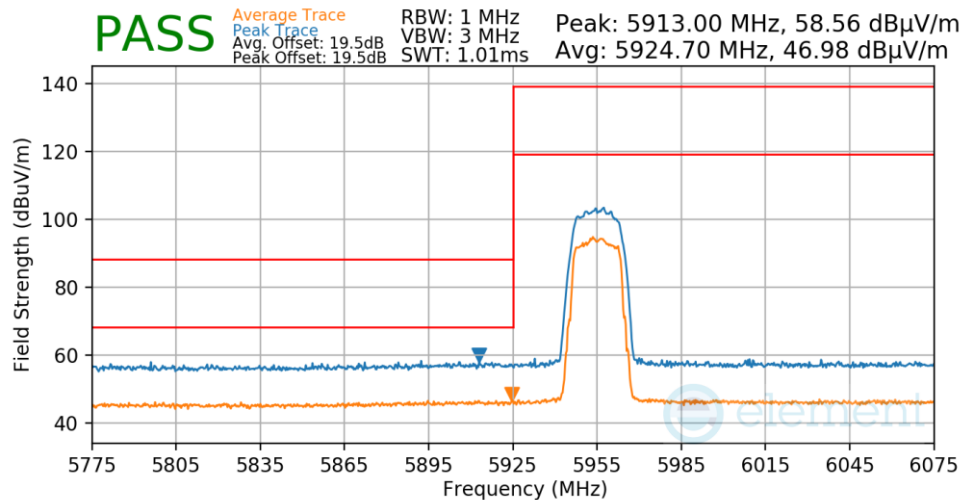
FCC ID: BCGA2435 IC: 579C-A2435		MEASUREMENT REPORT (CERTIFICATION)	Approved by: Technical Manager
Test Report S/N: 1C2205090025-21-R2.BCG	Test Dates: 05/27/2022 - 9/12/2022	EUT Type: Tablet Device	Page 221 of 282

V 10.5 12/15/2021

7.7.4 Antenna 5b Radiated Band Edge Measurements (20MHz BW)

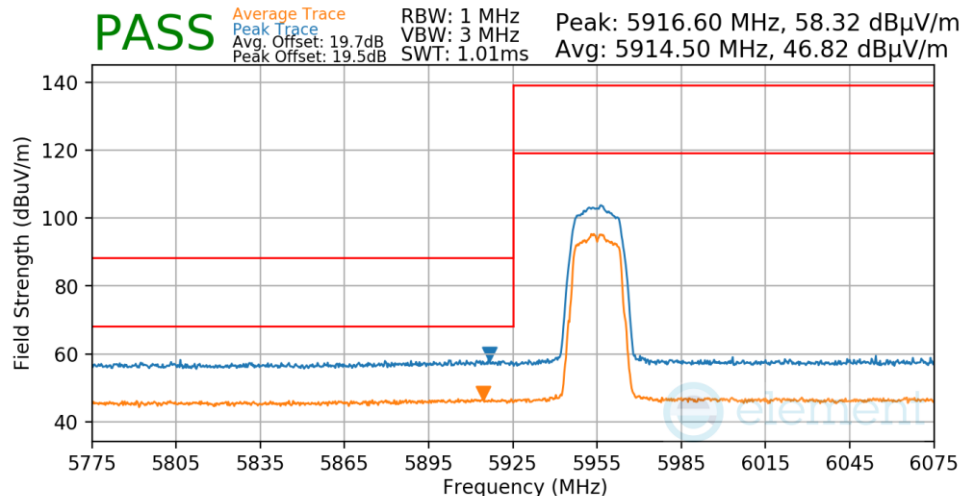
§15.407(b.1)(b.2) §15.205 §15.209; RSS-Gen [8.9]; RSS-Gen [8.9]

Worst Case Mode:	802.11a
Worst Case Transfer Rate:	12Mbps
Distance of Measurements:	3 Meters
Operating Frequency:	5955MHz
Channel:	1



Plot 7-629. Antenna 5b Radiated Lower Band Edge (Peak/Average – UNII Band 5)

Worst Case Mode:	802.11a
Worst Case Transfer Rate:	24Mbps
Distance of Measurements:	3 Meters
Operating Frequency:	5955MHz
Channel:	1

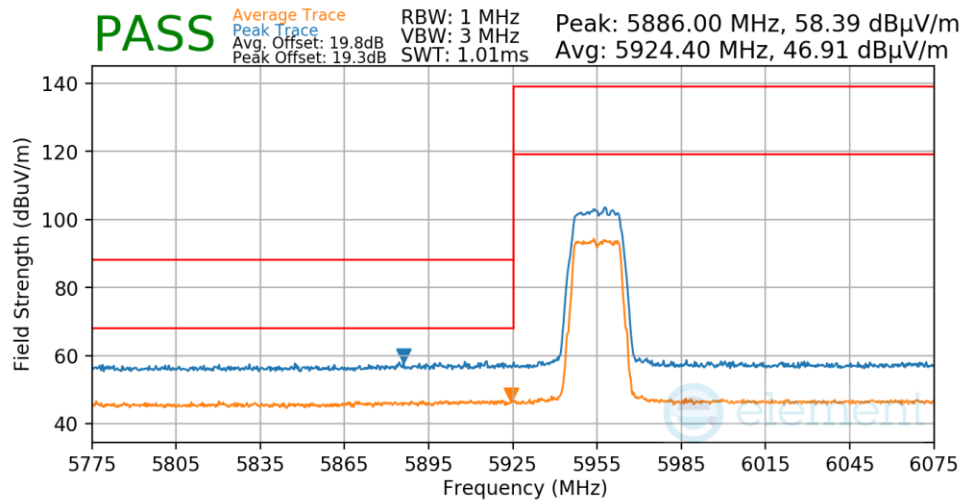


Plot 7-630. Antenna 5b Radiated Lower Band Edge (Peak/Average – UNII Band 5)

FCC ID: BCGA2435 IC: 579C-A2435		MEASUREMENT REPORT (CERTIFICATION)	Approved by: Technical Manager
Test Report S/N: 1C2205090025-21-R2.BCG	Test Dates: 05/27/2022 - 9/12/2022	EUT Type: Tablet Device	Page 222 of 282

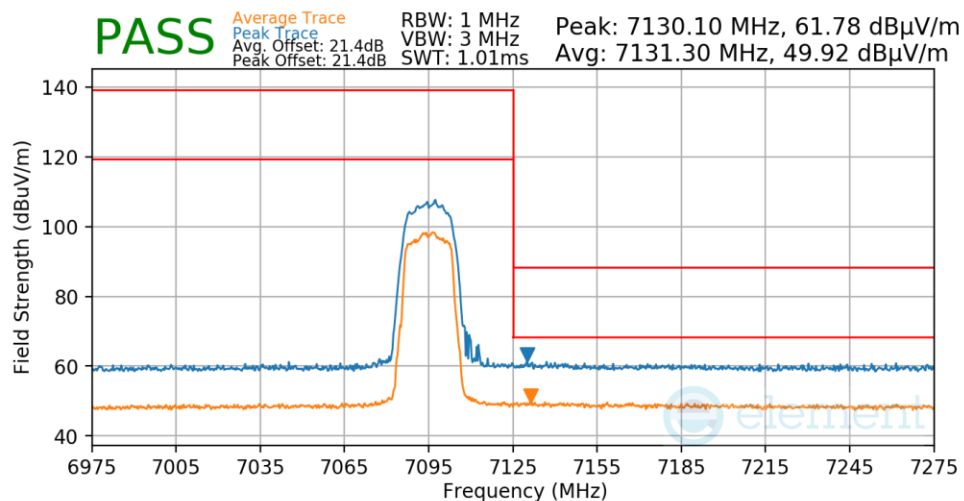
V 10.5 12/15/2021

Worst Case Mode: 802.11a
 Worst Case Transfer Rate: 54Mbps
 Distance of Measurements: 3 Meters
 Operating Frequency: 5955MHz
 Channel: 1



Plot 7-631. Antenna 5b Radiated Lower Band Edge (Peak/Average – UNII Band 5)

Worst Case Mode: 802.11a
 Worst Case Transfer Rate: 12Mbps
 Distance of Measurements: 3 Meters
 Operating Frequency: 7095MHz
 Channel: 229

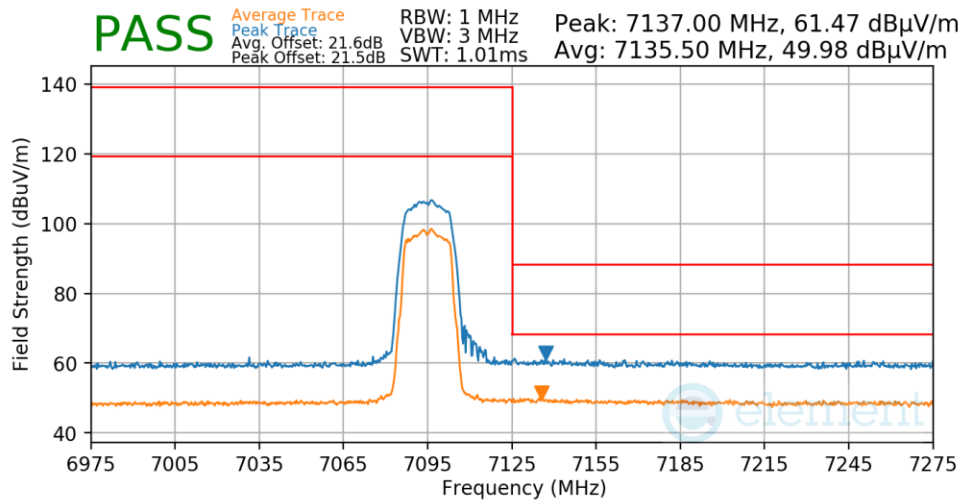


Plot 7-632. Antenna 5b Radiated Upper Band Edge (Peak/Average – UNII Band 8)

FCC ID: BCGA2435 IC: 579C-A2435	 MEASUREMENT REPORT (CERTIFICATION)		Approved by: Technical Manager
Test Report S/N: 1C2205090025-21-R2.BCG	Test Dates: 05/27/2022 - 9/12/2022	EUT Type: Tablet Device	Page 223 of 282

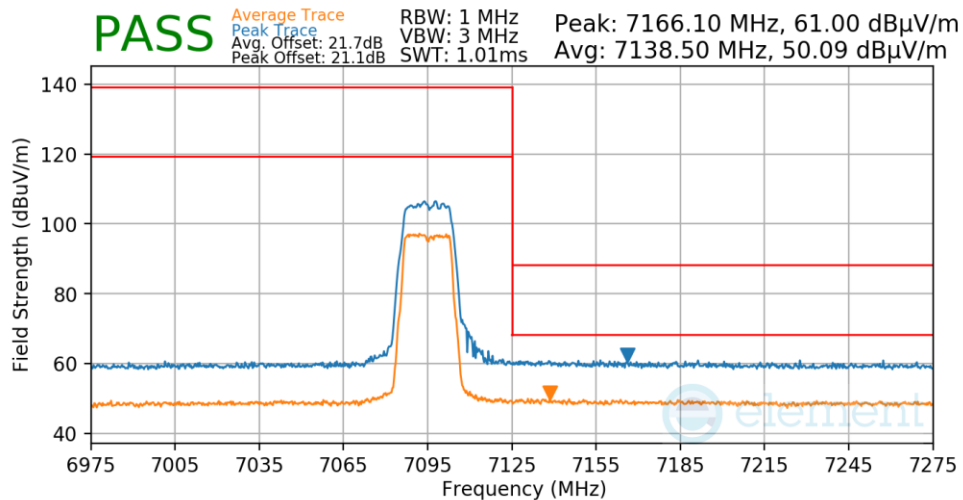
V 10.5 12/15/2021

Worst Case Mode: 802.11a
 Worst Case Transfer Rate: 24Mbps
 Distance of Measurements: 3 Meters
 Operating Frequency: 7095MHz
 Channel: 229



Plot 7-633. Antenna 5b Radiated Upper Band Edge (Peak/Average – UNII Band 8)

Worst Case Mode: 802.11a
 Worst Case Transfer Rate: 54Mbps
 Distance of Measurements: 3 Meters
 Operating Frequency: 7095MHz
 Channel: 229

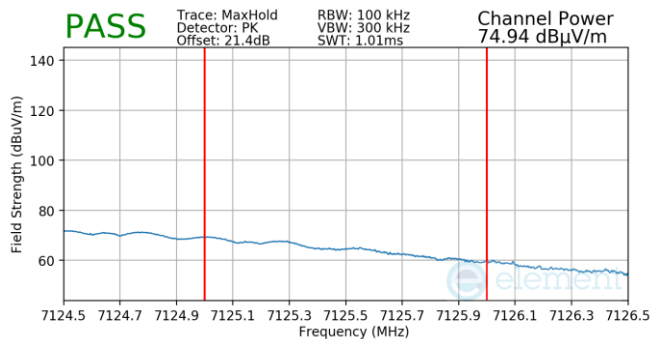


Plot 7-634. Antenna 5b Radiated Upper Band Edge (Peak/Average – UNII Band 8)

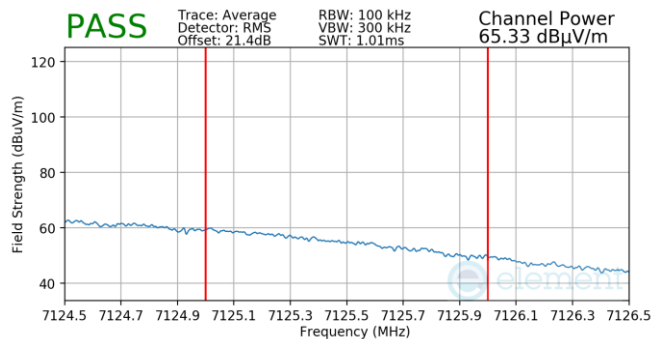
FCC ID: BCGA2435 IC: 579C-A2435		MEASUREMENT REPORT (CERTIFICATION)	Approved by: Technical Manager
Test Report S/N: 1C2205090025-21-R2.BCG	Test Dates: 05/27/2022 - 9/12/2022	EUT Type: Tablet Device	Page 224 of 282

V 10.5 12/15/2021

Worst Case Mode: 802.11a
 Worst Case Transfer Rate: 12Mbps
 Distance of Measurements: 3 Meters
 Operating Frequency: 7115MHz
 Channel: 233

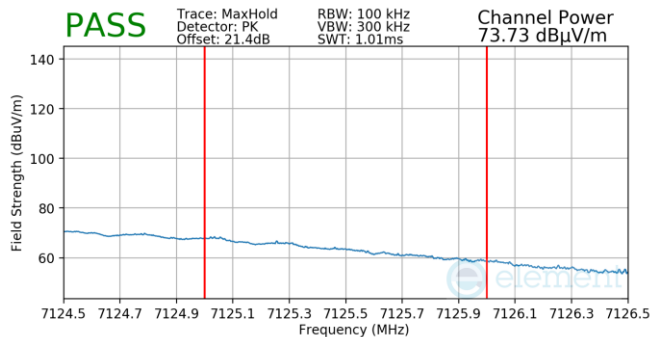


Plot 7-635. Antenna 5b Radiated Upper Band Edge (Peak – UNII Band 8)

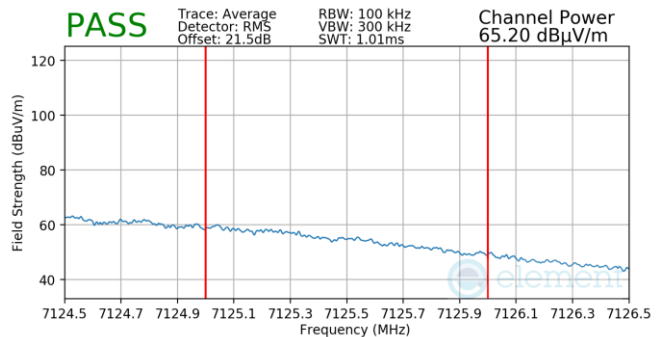


Plot 7-636. Antenna 5b Radiated Upper Band Edge (Average – UNII Band 8)

Worst Case Mode: 802.11a
 Worst Case Transfer Rate: 24Mbps
 Distance of Measurements: 3 Meters
 Operating Frequency: 7115MHz
 Channel: 233



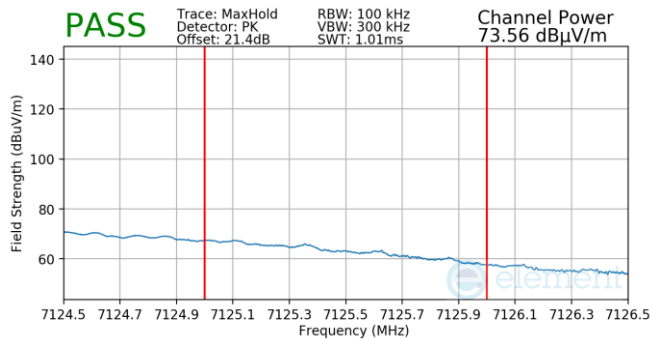
Plot 7-637. Antenna 5b Radiated Upper Band Edge (Peak – UNII Band 8)



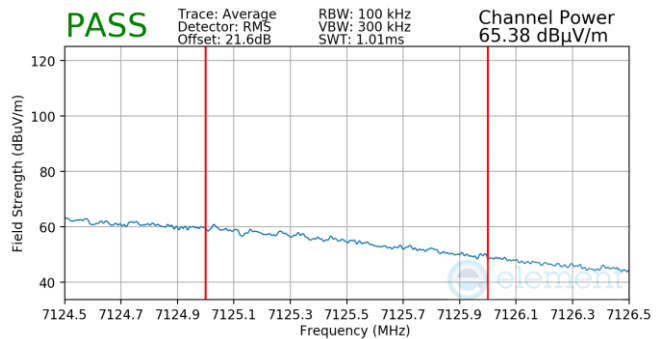
Plot 7-638. Antenna 5b Radiated Upper Band Edge (Average – UNII Band 8)

FCC ID: BCGA2435 IC: 579C-A2435		MEASUREMENT REPORT (CERTIFICATION)	Approved by: Technical Manager
Test Report S/N: 1C2205090025-21-R2.BCG	Test Dates: 05/27/2022 - 9/12/2022	EUT Type: Tablet Device	Page 225 of 282

Worst Case Mode: 802.11a
 Worst Case Transfer Rate: 54Mbps
 Distance of Measurements: 3 Meters
 Operating Frequency: 7115MHz
 Channel: 233



Plot 7-639. Antenna 5b Radiated Upper Band Edge (Peak – UNII Band 8)

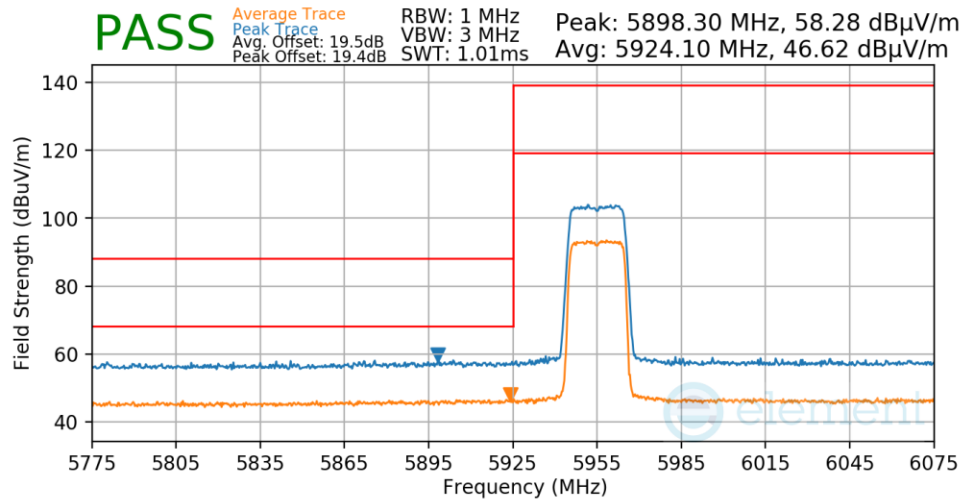


Plot 7-640. Antenna 5b Radiated Upper Band Edge (Average – UNII Band 8)

FCC ID: BCGA2435 IC: 579C-A2435			MEASUREMENT REPORT (CERTIFICATION)	Approved by: Technical Manager
Test Report S/N: 1C2205090025-21-R2.BCG	Test Dates: 05/27/2022 - 9/12/2022	EUT Type: Tablet Device	Page 226 of 282	

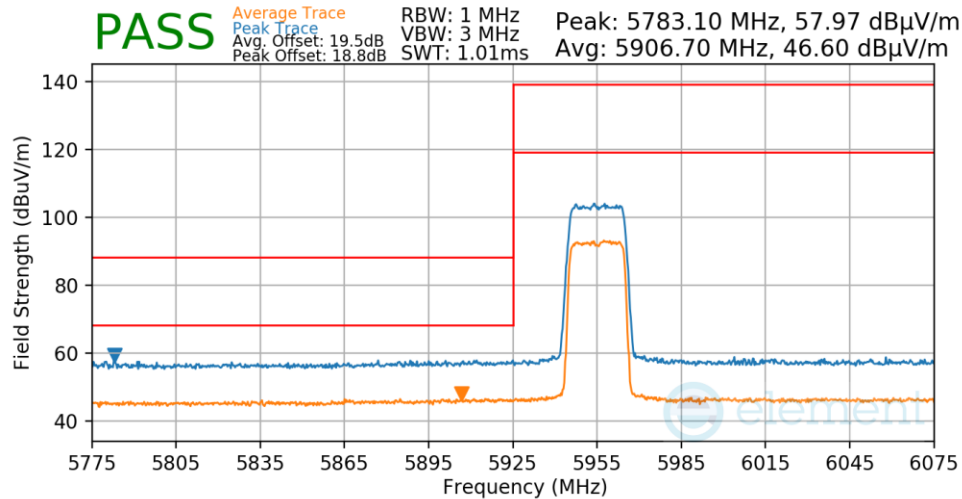
V 10.5 12/15/2021

Worst Case Mode: 802.11ax
Worst Case Transfer Rate: MCS2
Distance of Measurements: 3 Meters
Operating Frequency: 5955MHz
Channel: 1



Plot 7-641. Antenna 5b Radiated Lower Band Edge (Peak/Average – UNII Band 5)

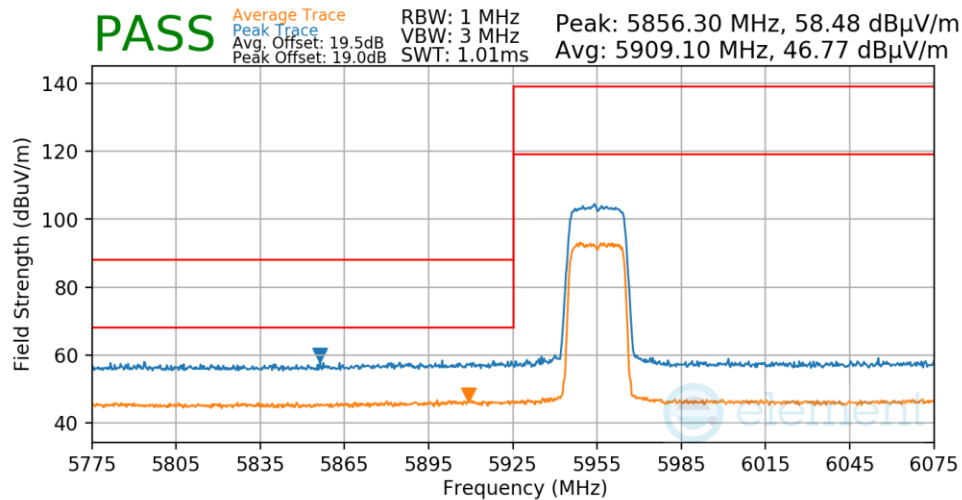
Worst Case Mode: 802.11ax
Worst Case Transfer Rate: MCS4
Distance of Measurements: 3 Meters
Operating Frequency: 5955MHz
Channel: 1



Plot 7-642. Antenna 5b Radiated Lower Band Edge (Peak/Average – UNII Band 5)

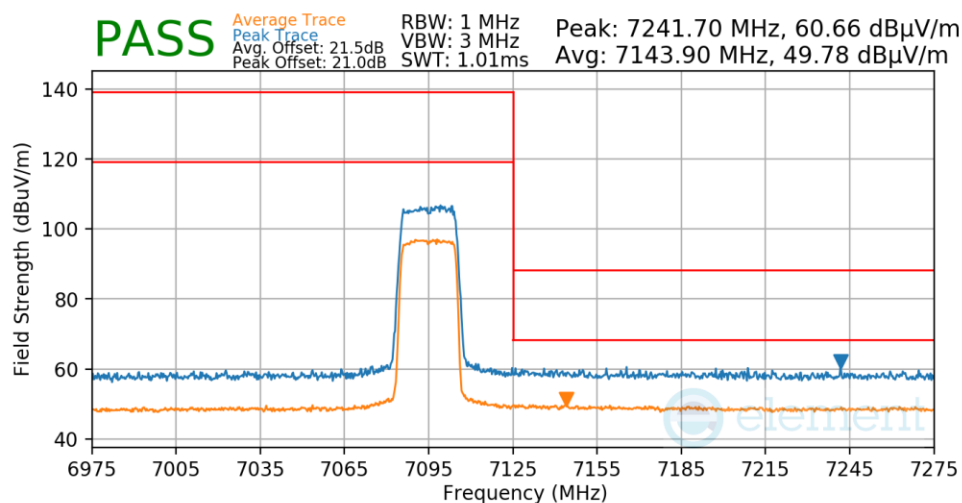
FCC ID: BCGA2435 IC: 579C-A2435		MEASUREMENT REPORT (CERTIFICATION)	Approved by: Technical Manager
Test Report S/N: 1C2205090025-21-R2.BCG	Test Dates: 05/27/2022 - 9/12/2022	EUT Type: Tablet Device	Page 227 of 282

Worst Case Mode: 802.11ax
 Worst Case Transfer Rate: MCS11
 Distance of Measurements: 3 Meters
 Operating Frequency: 5955MHz
 Channel: 1



Plot 7-643. Antenna 5b Radiated Lower Band Edge (Peak/Average – UNII Band 5)

Worst Case Mode: 802.11ax
 Worst Case Transfer Rate: MCS2
 Distance of Measurements: 3 Meters
 Operating Frequency: 7095MHz
 Channel: 229

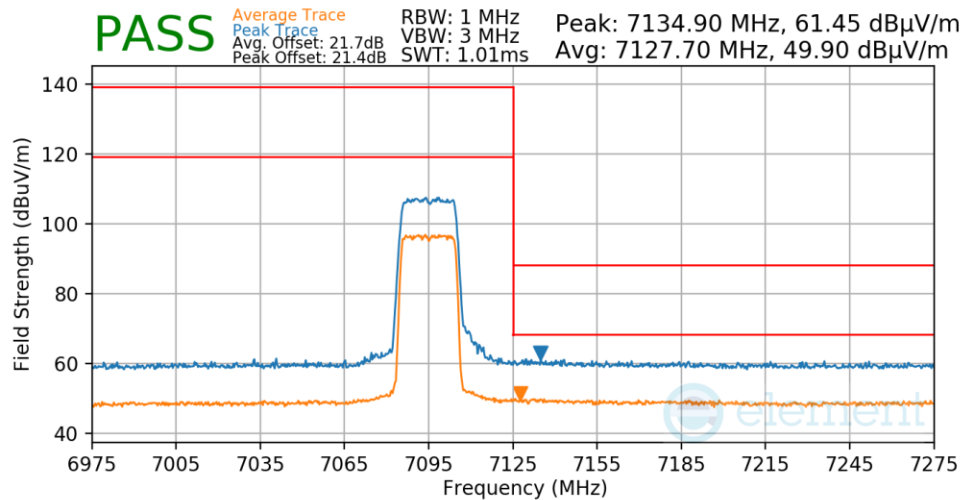


Plot 7-644. Antenna 5b Radiated Upper Band Edge (Peak/Average – UNII Band 8)

FCC ID: BCGA2435 IC: 579C-A2435	 MEASUREMENT REPORT (CERTIFICATION)		Approved by: Technical Manager
Test Report S/N: 1C2205090025-21-R2.BCG	Test Dates: 05/27/2022 - 9/12/2022	EUT Type: Tablet Device	Page 228 of 282

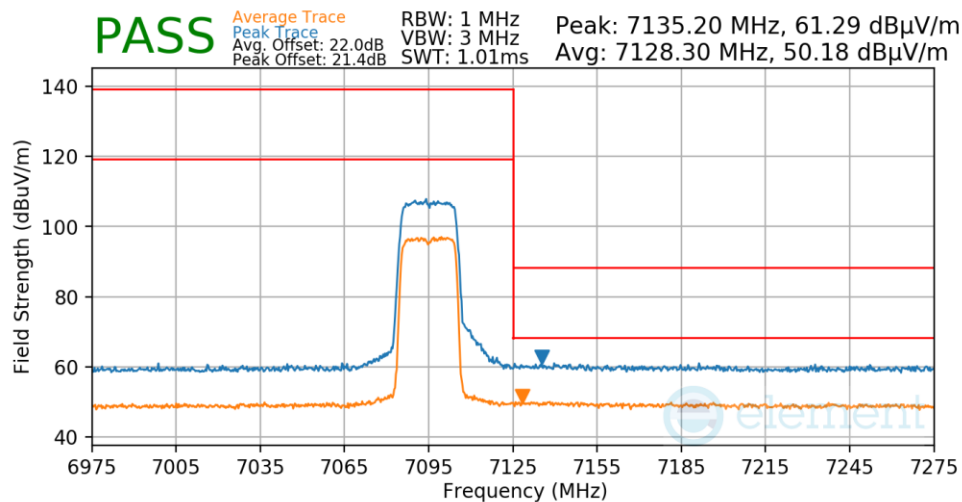
V 10.5 12/15/2021

Worst Case Mode: 802.11ax
 Worst Case Transfer Rate: MCS4
 Distance of Measurements: 3 Meters
 Operating Frequency: 7095MHz
 Channel: 229



Plot 7-645. Antenna 5b Radiated Upper Band Edge (Peak/Average – UNII Band 8)

Worst Case Mode: 802.11ax
 Worst Case Transfer Rate: MCS11
 Distance of Measurements: 3 Meters
 Operating Frequency: 7095MHz
 Channel: 229



Plot 7-646. Antenna 5b Radiated Upper Band Edge (Peak/Average – UNII Band 8)

FCC ID: BCGA2435 IC: 579C-A2435	 MEASUREMENT REPORT (CERTIFICATION)		Approved by: Technical Manager
Test Report S/N: 1C2205090025-21-R2.BCG	Test Dates: 05/27/2022 - 9/12/2022	EUT Type: Tablet Device	Page 229 of 282

V 10.5 12/15/2021