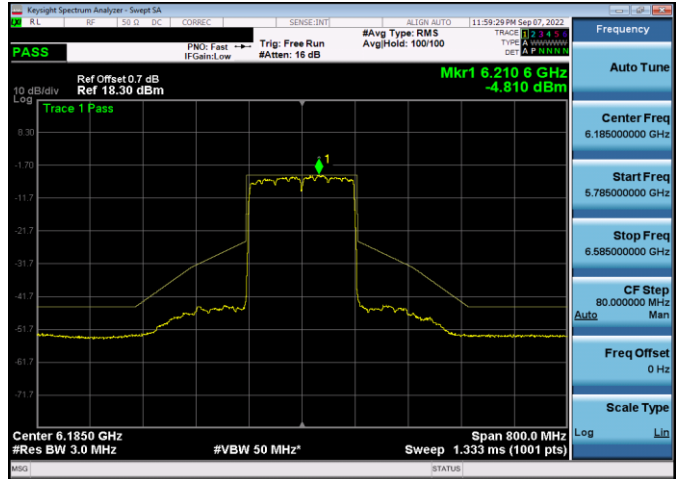
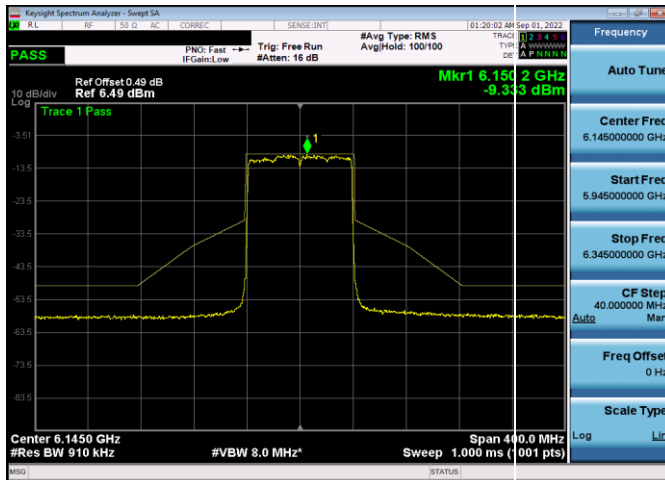


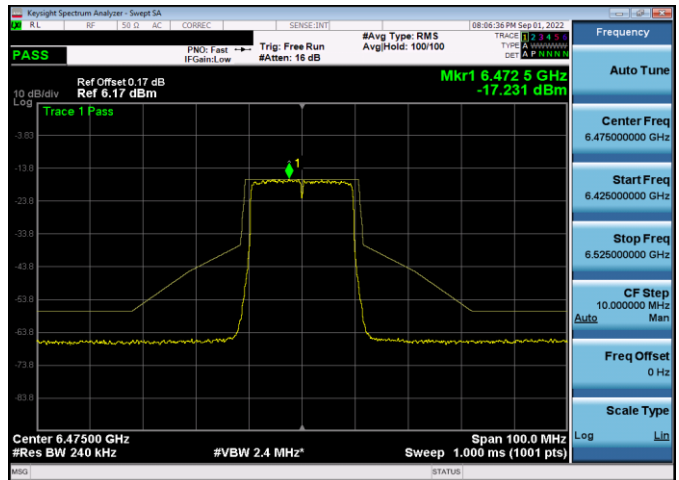
Plot 7-461. In-Band Emission Plot SDM Antenna 5b (80MHz 802.11ax (UNII Band 5) – Ch. 39, MCS2)



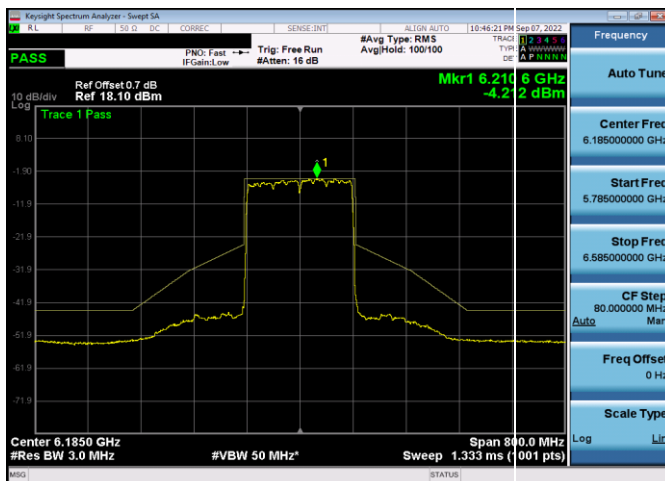
Plot 7-464. In-Band Emission Plot SDM Antenna 4a (160MHz 802.11ax (UNII Band 5) – Ch. 47, MCS2)



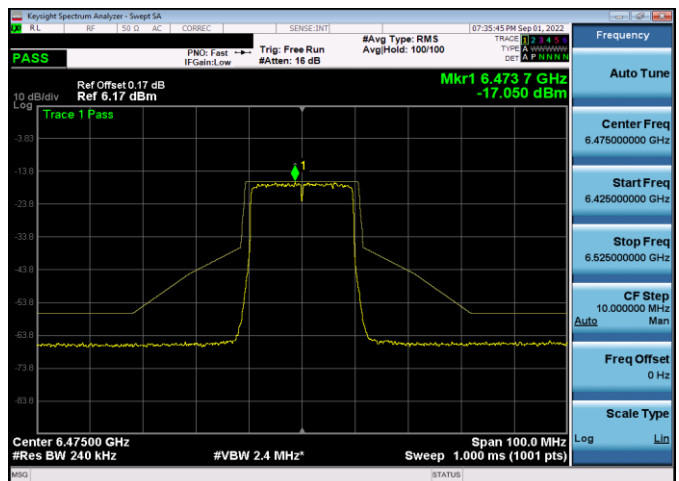
Plot 7-462. In-Band Emission Plot SDM Antenna 4a (80MHz 802.11ax (UNII Band 5) – Ch. 39, MCS2)



Plot 7-465. In-Band Emission Plot SDM Antenna 5b (20MHz 802.11ax (UNII Band 6) – Ch. 105, MCS2)

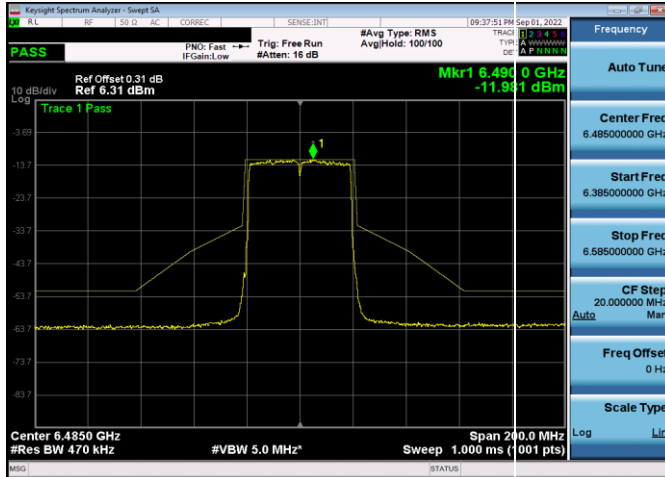


Plot 7-463. In-Band Emission Plot SDM Antenna 5b (160MHz 802.11ax (UNII Band 5) – Ch. 47, MCS2)

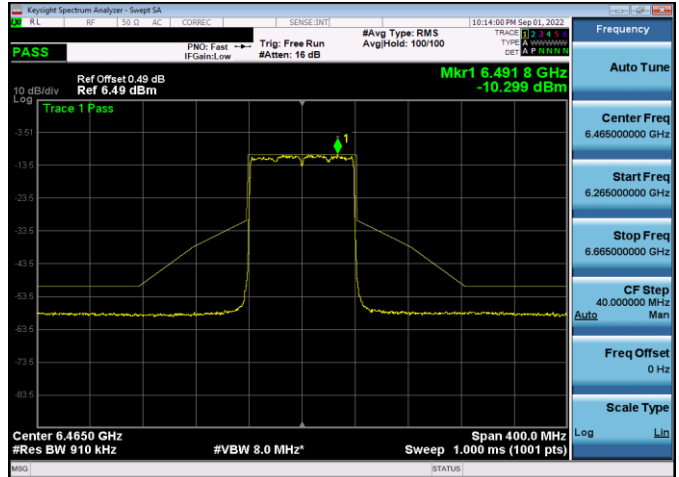


Plot 7-466. In-Band Emission Plot SDM Antenna 4a (20MHz 802.11ax (UNII Band 6) – Ch. 105, MCS2)

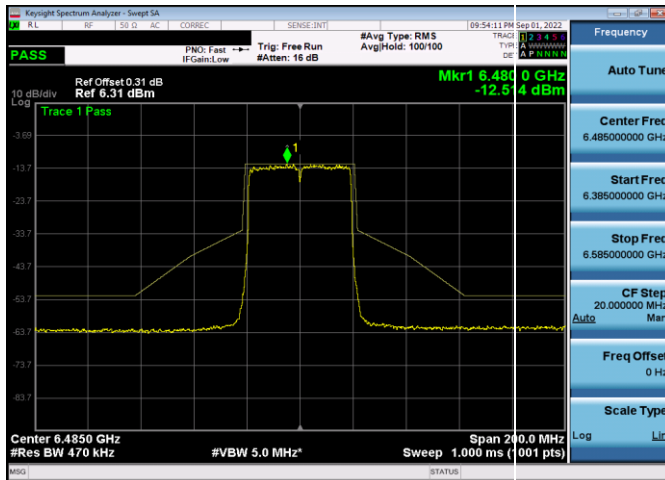
FCC ID: BCGA2435 IC: 579C-A2435	element	MEASUREMENT REPORT (CERTIFICATION)	Approved by: Technical Manager
Test Report S/N: 1C2205090025-21-R2.BCG	Test Dates: 05/27/2022 - 9/12/2022	EUT Type: Tablet Device	Page 142 of 282



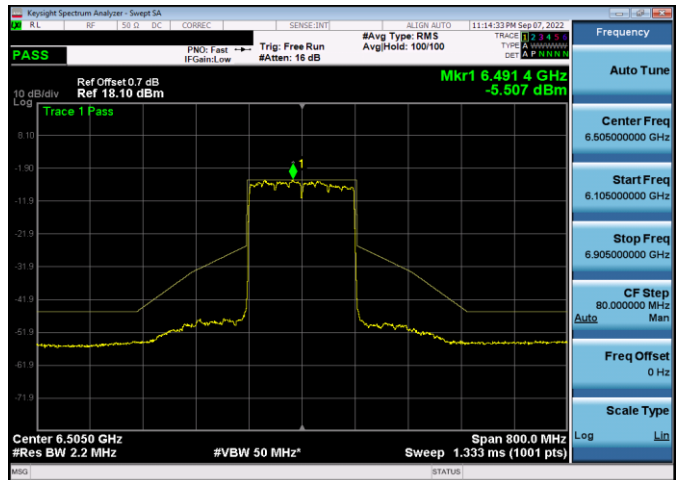
Plot 7-467. In-Band Emission Plot SDM Antenna 5b (40MHz 802.11ax (UNII Band 6) – Ch. 107, MCS2)



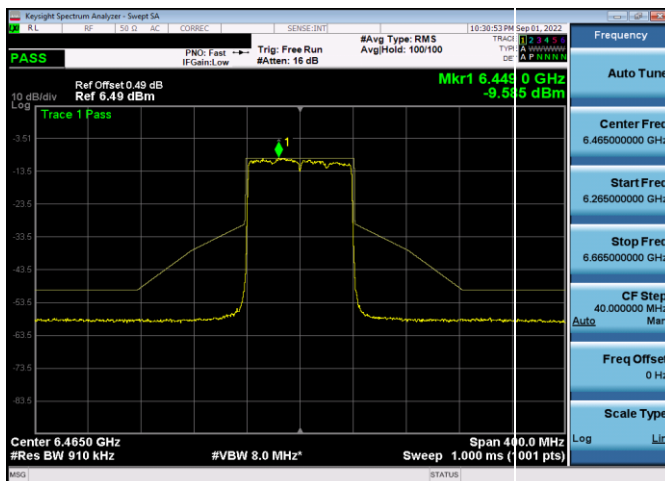
Plot 7-470. In-Band Emission Plot SDM Antenna 4a (80MHz 802.11ax (UNII Band 6) – Ch. 103, MCS2)



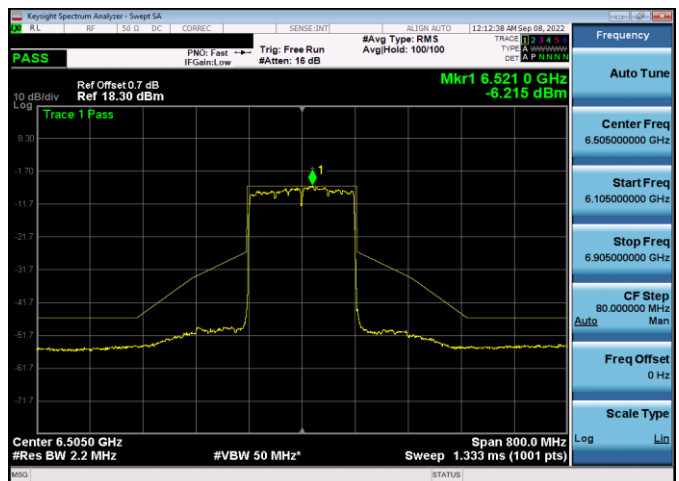
Plot 7-468. In-Band Emission Plot SDM Antenna 4a (40MHz 802.11ax (UNII Band 6) – Ch. 107, MCS2)



Plot 7-471. In-Band Emission Plot SDM Antenna 5b (160MHz 802.11ax (UNII Band 6) – Ch. 111, MCS2)

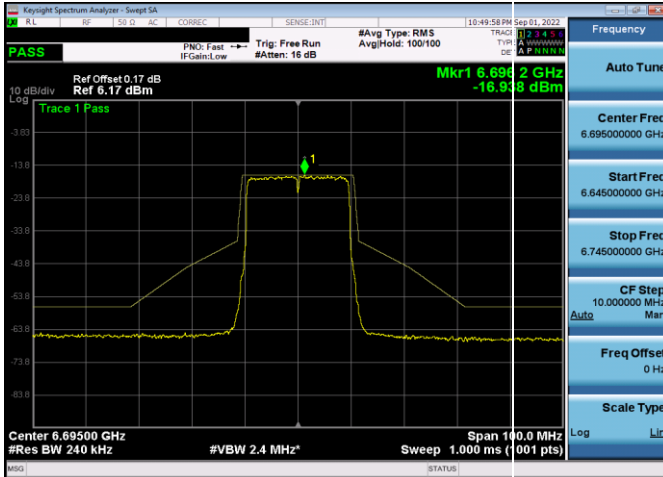


Plot 7-469. In-Band Emission Plot SDM Antenna 5b (80MHz 802.11ax (UNII Band 6) – Ch. 103, MCS2)

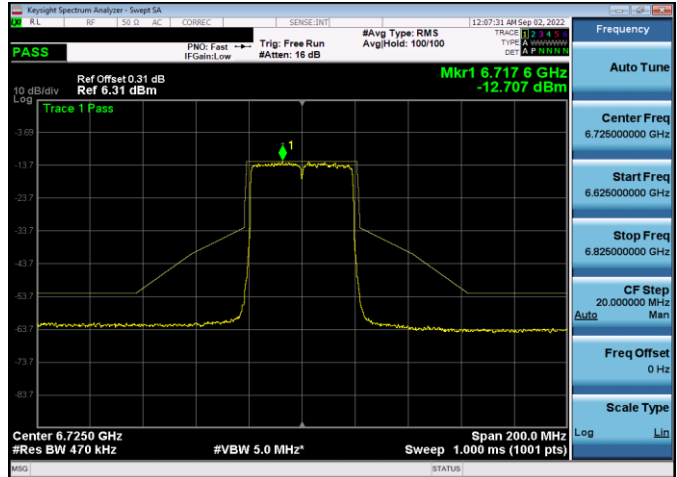


Plot 7-472. In-Band Emission Plot SDM Antenna 4a (160MHz 802.11ax (UNII Band 6) – Ch. 111, MCS2)

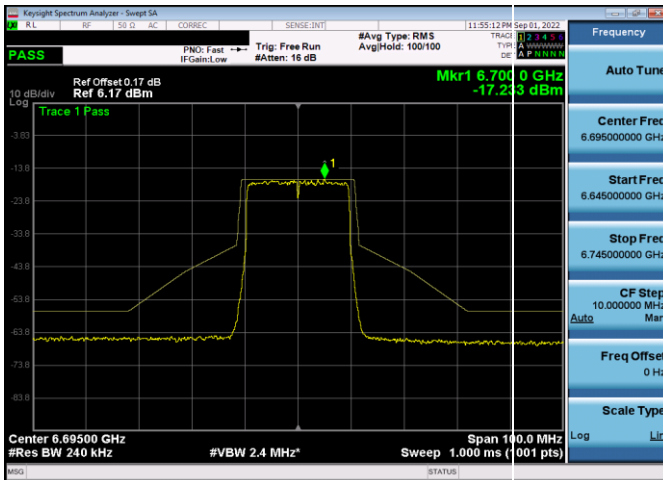
FCC ID: BCGA2435 IC: 579C-A2435	element	MEASUREMENT REPORT (CERTIFICATION)	Approved by: Technical Manager
Test Report S/N: 1C2205090025-21-R2.BCG	Test Dates: 05/27/2022 - 9/12/2022	EUT Type: Tablet Device	Page 143 of 282



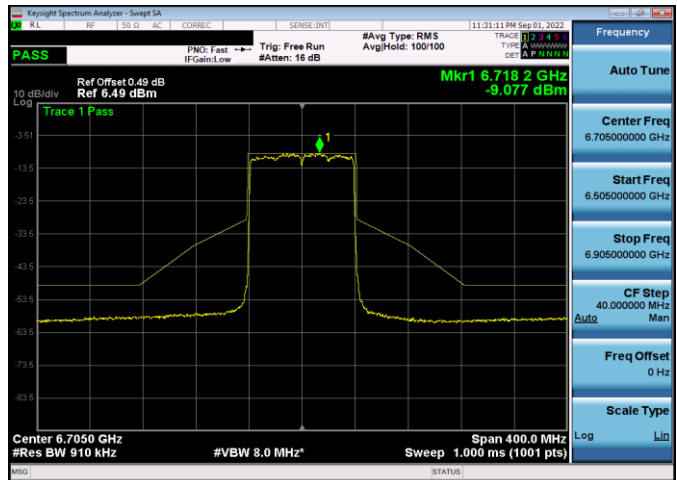
Plot 7-473. In-Band Emission Plot SDM Antenna 5b (20MHz 802.11ax (UNII Band 7) – Ch. 149, MCS2)



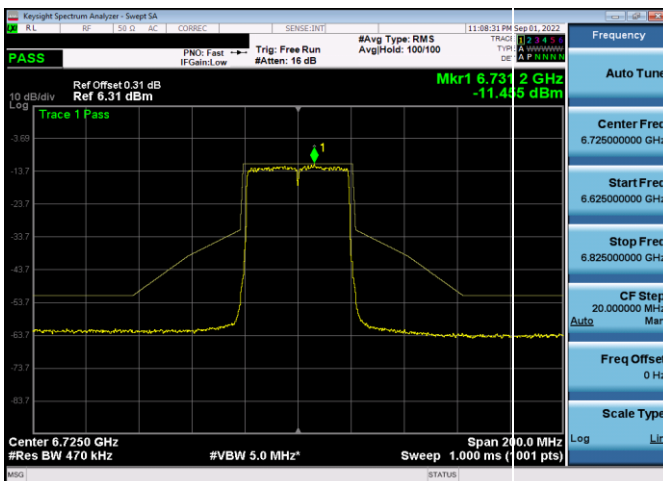
Plot 7-476. In-Band Emission Plot SDM Antenna 4a (40MHz 802.11ax (UNII Band 7) – Ch. 155, MCS2)



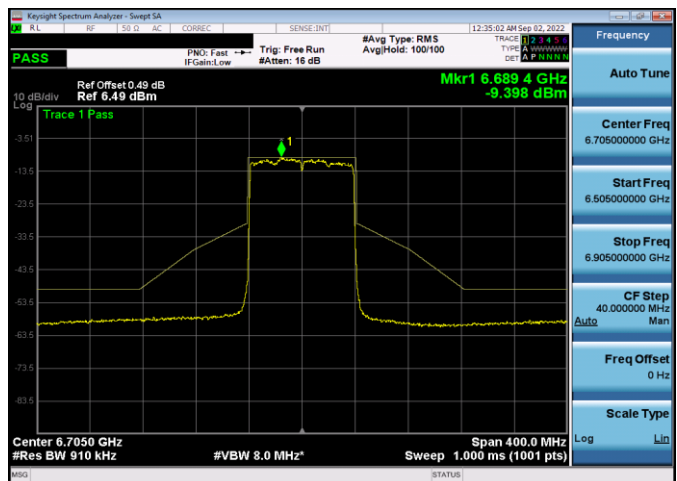
Plot 7-474. In-Band Emission Plot SDM Antenna 4a (20MHz 802.11ax (UNII Band 7) – Ch. 149, MCS2)



Plot 7-477. In-Band Emission Plot SDM Antenna 5b (80MHz 802.11ax (UNII Band 7) – Ch. 151, MCS2)

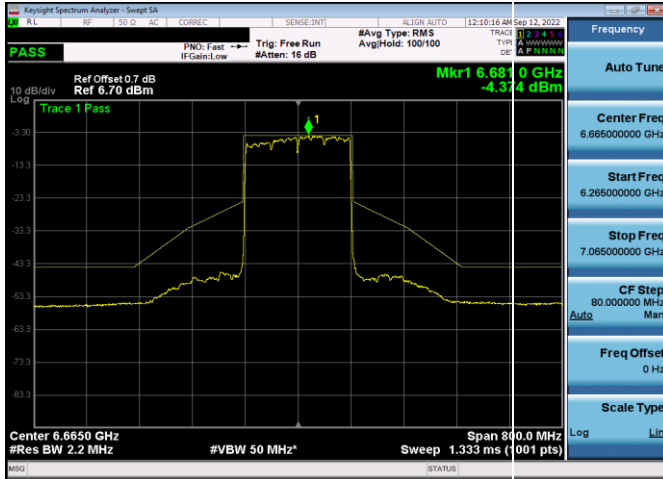


Plot 7-475. In-Band Emission Plot SDM Antenna 5b (40MHz 802.11ax (UNII Band 7) – Ch. 155, MCS2)

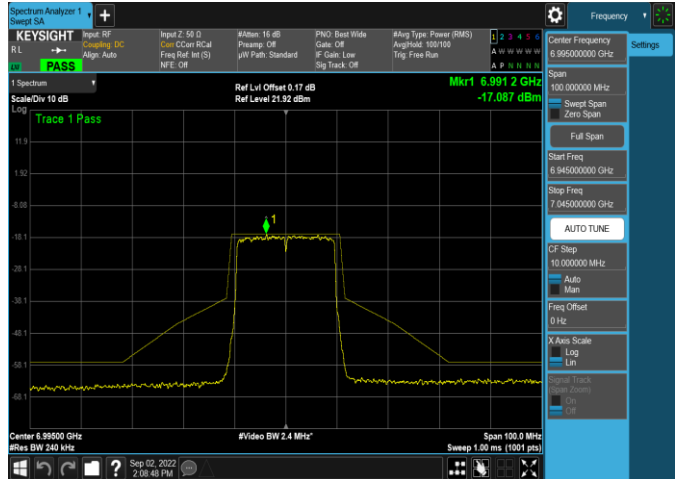


Plot 7-478. In-Band Emission Plot SDM Antenna 4a (80MHz 802.11ax (UNII Band 7) – Ch. 151, MCS2)

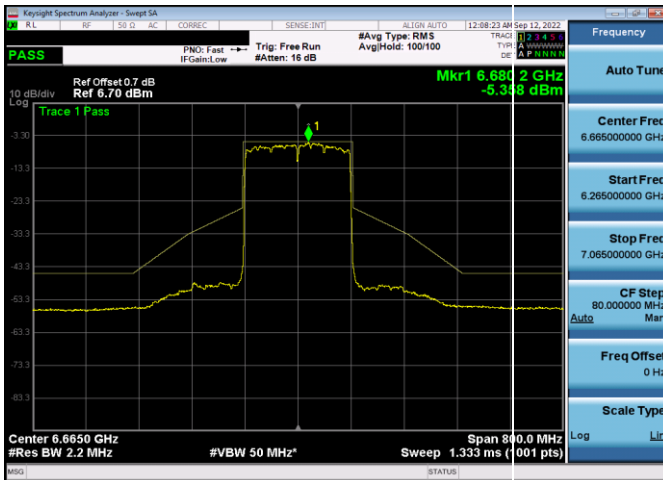
FCC ID: BCGA2435 IC: 579C-A2435	element	MEASUREMENT REPORT (CERTIFICATION)	Approved by: Technical Manager
Test Report S/N: 1C2205090025-21-R2.BCG	Test Dates: 05/27/2022 - 9/12/2022	EUT Type: Tablet Device	Page 144 of 282



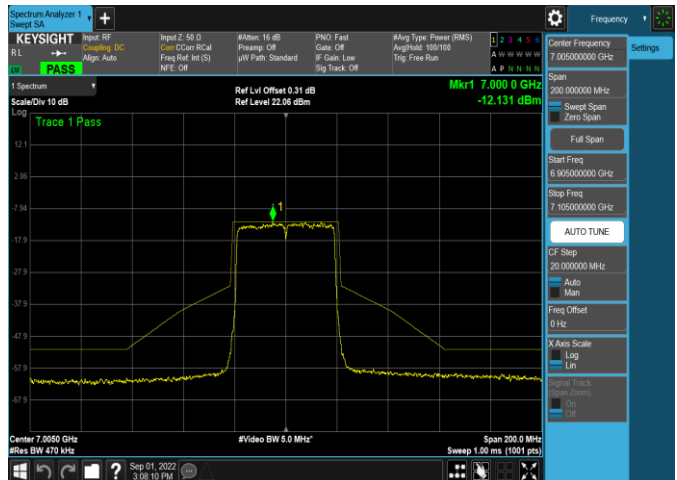
Plot 7-479. In-Band Emission Plot SDM Antenna 5b (160MHz 802.11ax (UNII Band 7) – Ch. 143, MCS2)



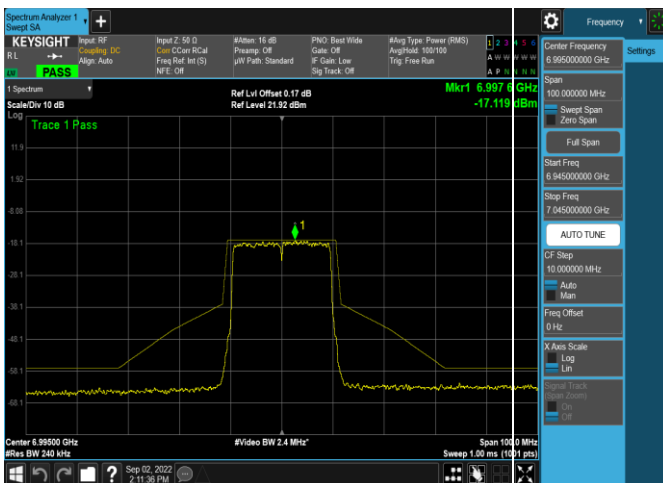
Plot 7-482. In-Band Emission Plot SDM Antenna 4a (20MHz 802.11ax (UNII Band 8) – Ch. 209, MCS2)



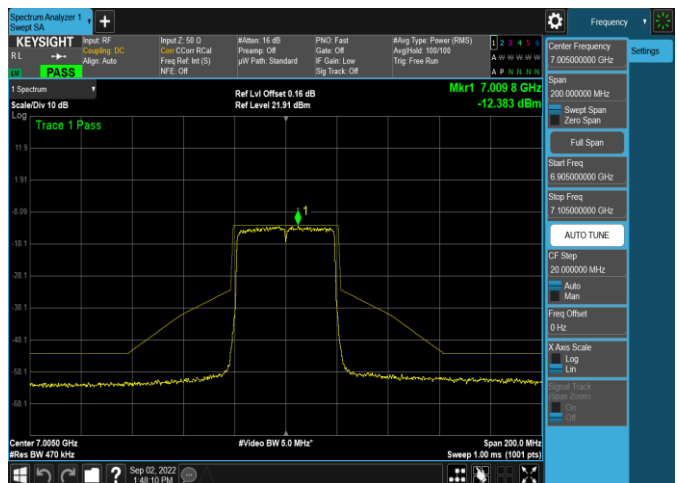
Plot 7-480. In-Band Emission Plot SDM Antenna 4a (160MHz 802.11ax (UNII Band 7) – Ch. 143, MCS2)



Plot 7-483. In-Band Emission Plot SDM Antenna 5b (40MHz 802.11ax (UNII Band 8) – Ch. 211, MCS2)

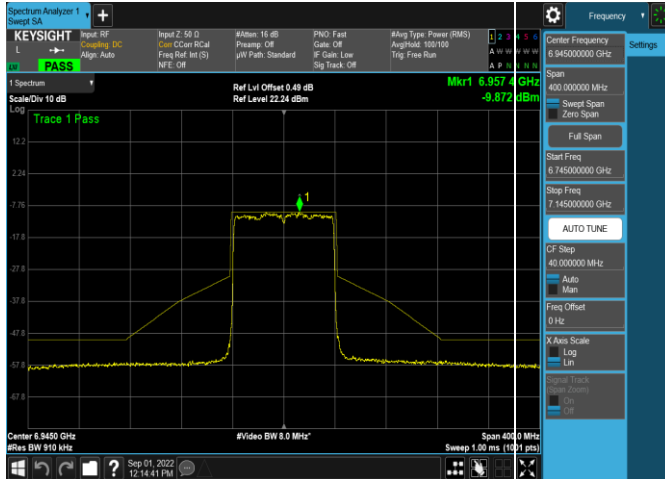


Plot 7-481. In-Band Emission Plot SDM Antenna 5b (20MHz 802.11ax (UNII Band 8) – Ch. 209, MCS2)

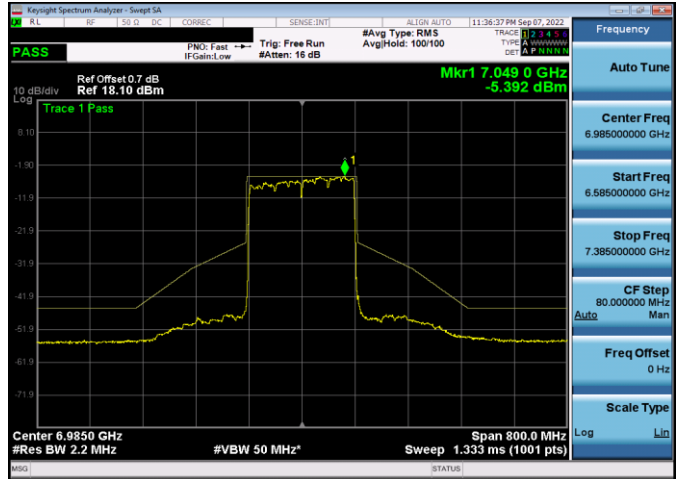


Plot 7-484. In-Band Emission Plot SDM Antenna 4a (40MHz 802.11ax (UNII Band 8) – Ch. 211, MCS2)

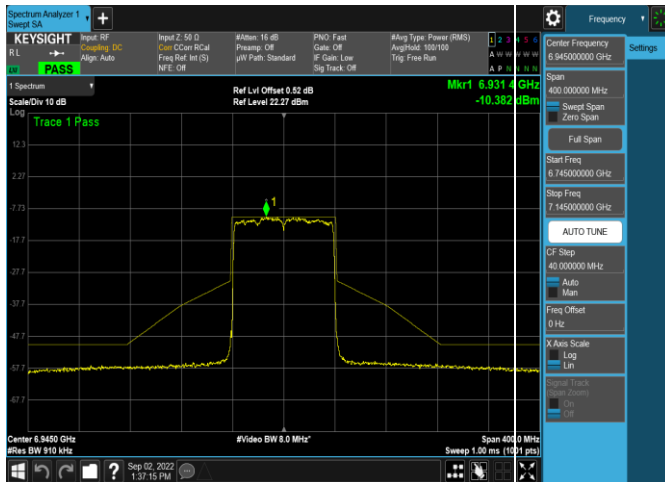
FCC ID: BCGA2435 IC: 579C-A2435	element	MEASUREMENT REPORT (CERTIFICATION)	Approved by: Technical Manager
Test Report S/N: 1C2205090025-21-R2.BCG	Test Dates: 05/27/2022 - 9/12/2022	EUT Type: Tablet Device	Page 145 of 282



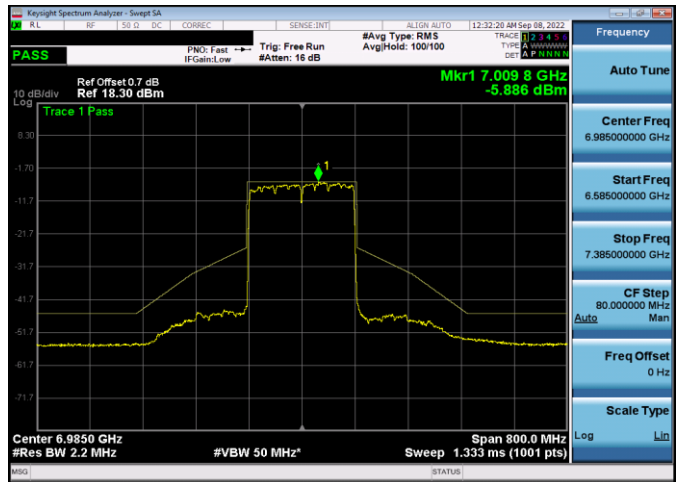
Plot 7-485. In-Band Emission Plot SDM Antenna 5b (80MHz 802.11ax (UNII Band 8) - Ch. 199, MCS2)



Plot 7-487. In-Band Emission Plot SDM Antenna 5b (160MHz 802.11ax (UNII Band 8) - Ch. 207, MCS2)



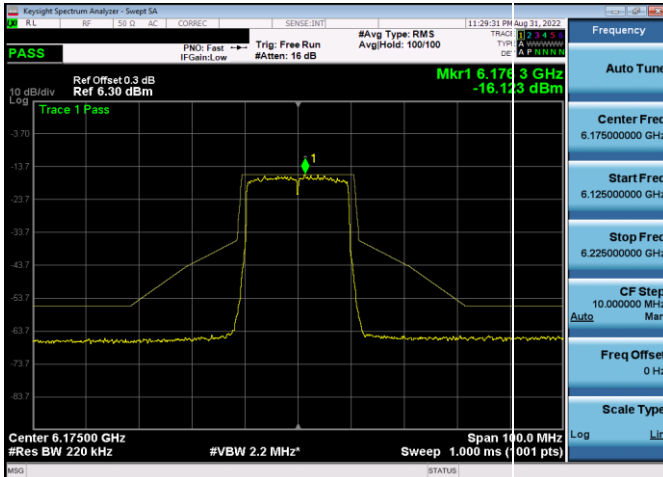
Plot 7-486. In-Band Emission Plot SDM Antenna 4a (80MHz 802.11ax (UNII Band 8) - Ch. 199, MCS2)



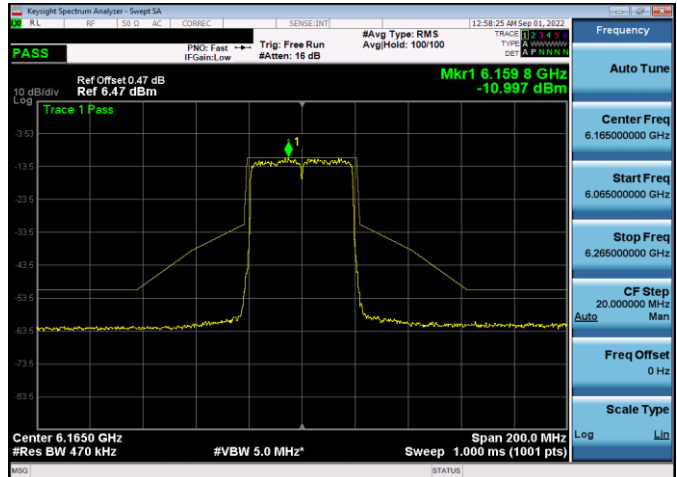
Plot 7-488. In-Band Emission Plot SDM Antenna 4a (160MHz 802.11ax (UNII Band 8) - Ch. 207, MCS2)

FCC ID: BCGA2435 IC: 579C-A2435	element	MEASUREMENT REPORT (CERTIFICATION)	Approved by: Technical Manager
Test Report S/N: 1C2205090025-21-R2.BCG	Test Dates: 05/27/2022 - 9/12/2022	EUT Type: Tablet Device	Page 146 of 282

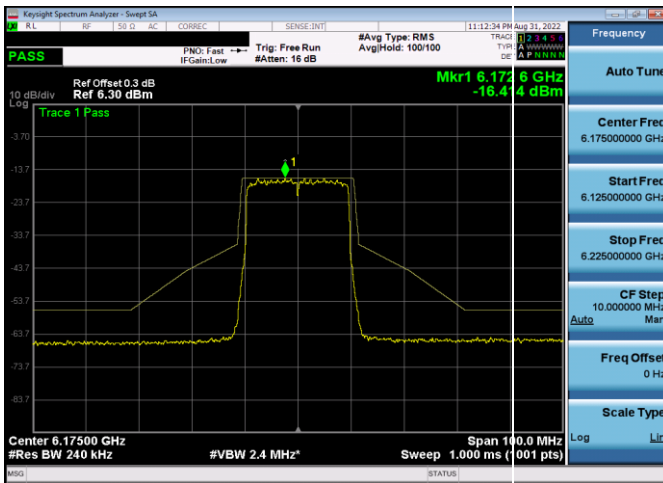
## Mid Data Rate



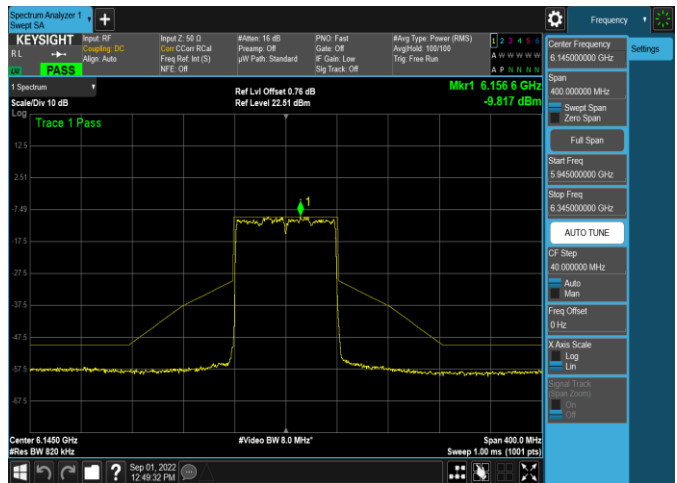
Plot 7-489. In-Band Emission Plot SDM Antenna 5b (20MHz 802.11ax (UNII Band 5) – Ch. 45, MCS4)



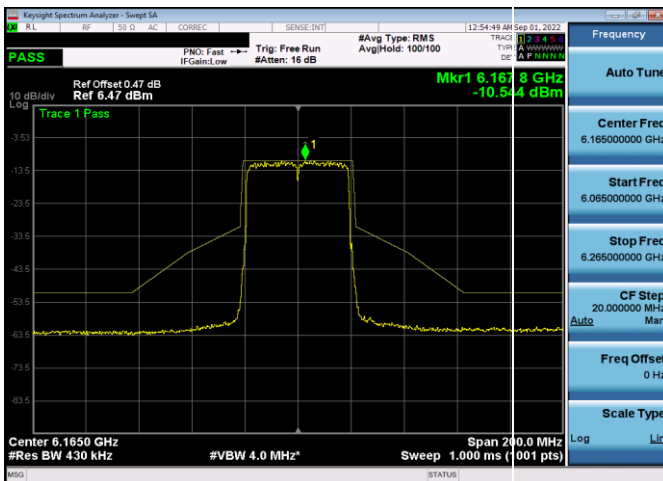
Plot 7-492. In-Band Emission Plot SDM Antenna 4a (40MHz 802.11ax (UNII Band 5) – Ch. 43, MCS4)



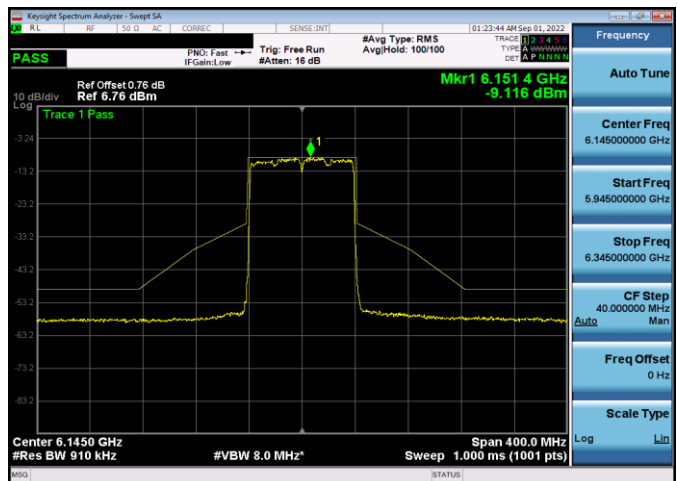
Plot 7-490. In-Band Emission Plot SDM Antenna 4a (20MHz 802.11ax (UNII Band 5) – Ch. 45, MCS4)



Plot 7-493. In-Band Emission Plot SDM Antenna 5b (80MHz 802.11ax (UNII Band 5) – Ch. 39, MCS4)



Plot 7-491. In-Band Emission Plot SDM Antenna 5b (40MHz 802.11ax (UNII Band 5) – Ch. 43, MCS4)

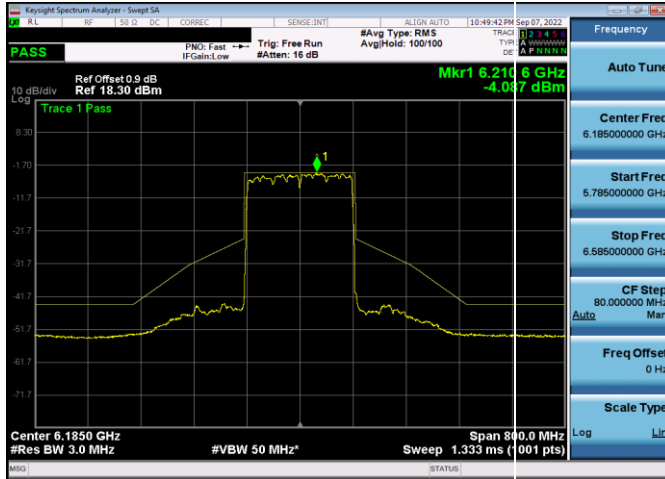


Plot 7-494. In-Band Emission Plot SDM Antenna 4a (80MHz 802.11ax (UNII Band 5) – Ch. 39, MCS4)

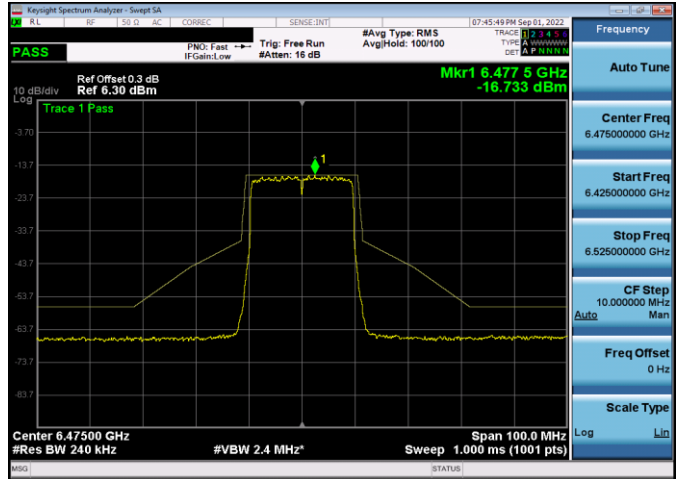
FCC ID: BCGA2435 IC: 579C-A2435		MEASUREMENT REPORT (CERTIFICATION)	Approved by: Technical Manager
Test Report S/N: 1C2205090025-21-R2.BCG	Test Dates: 05/27/2022 - 9/12/2022	EUT Type: Tablet Device	Page 147 of 282

V 10.5 12/15/2021

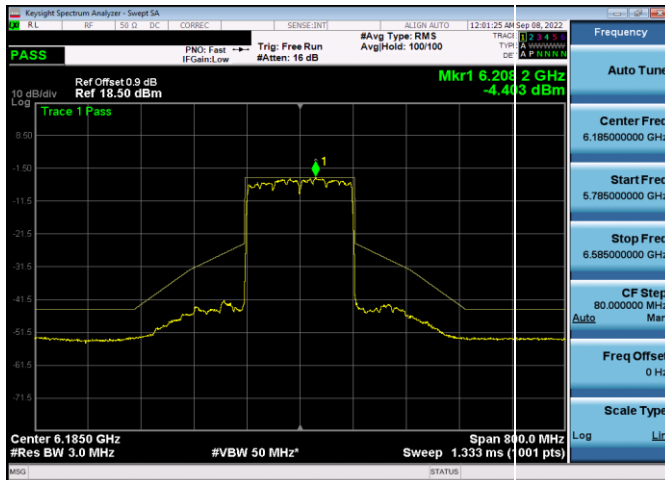
Unless otherwise specified, no part of this report may be reproduced or utilized in any part, form or by any means, electronic or mechanical, including photocopying and microfilm, without permission in writing from Element. If you have any questions about this or have an enquiry about obtaining additional rights to this report or assembly of contents thereof, please contact [ct.info@element.com](mailto:ct.info@element.com).



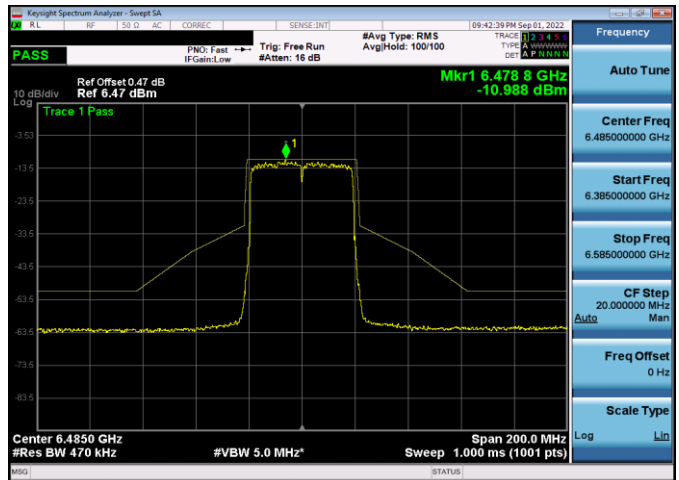
Plot 7-495. In-Band Emission Plot SDM Antenna 5b (160MHz 802.11ax (UNII Band 5) – Ch. 47, MCS4)



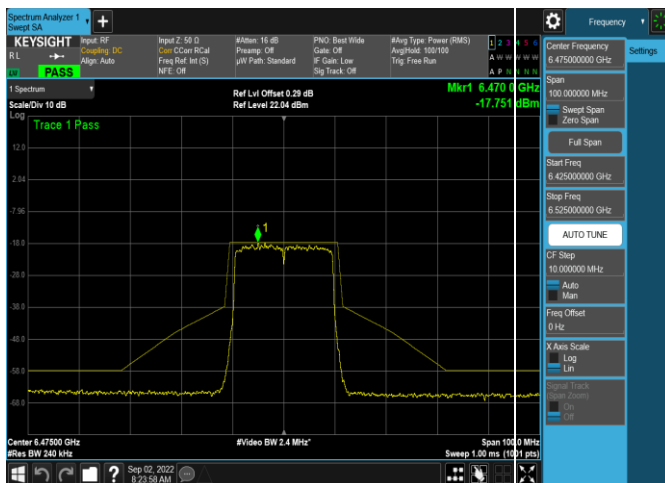
Plot 7-498. In-Band Emission Plot SDM Antenna 4a (20MHz 802.11ax (UNII Band 6) – Ch. 105, MCS4)



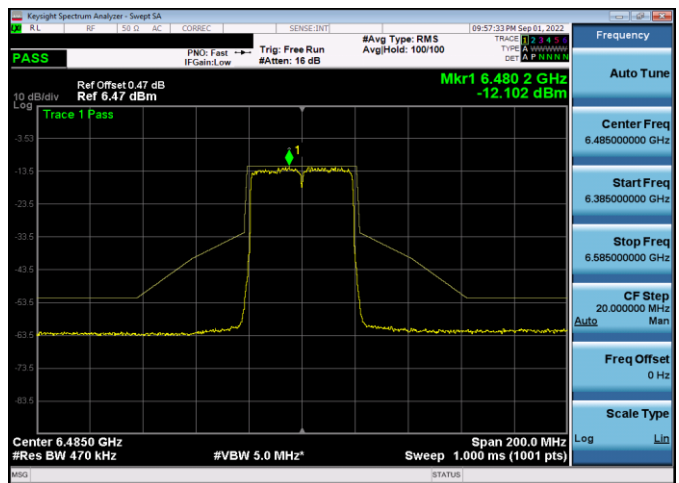
Plot 7-496. In-Band Emission Plot SDM Antenna 4a (160MHz 802.11ax (UNII Band 5) – Ch. 47, MCS4)



Plot 7-499. In-Band Emission Plot SDM Antenna 5b (40MHz 802.11ax (UNII Band 6) – Ch. 107, MCS4)

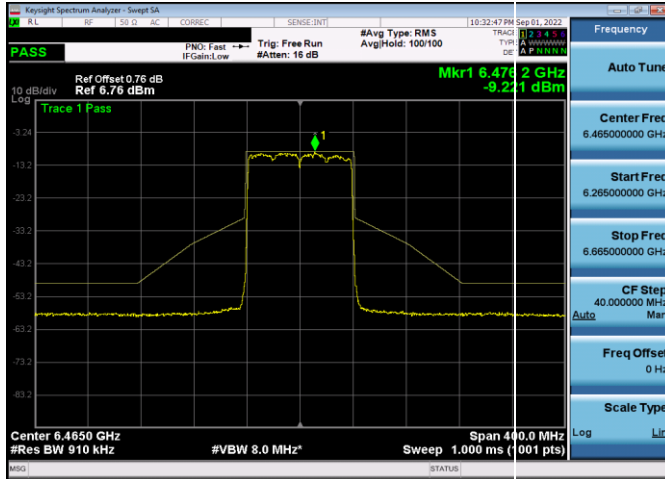


Plot 7-497. In-Band Emission Plot SDM Antenna 5b (20MHz 802.11ax (UNII Band 6) – Ch. 105, MCS4)

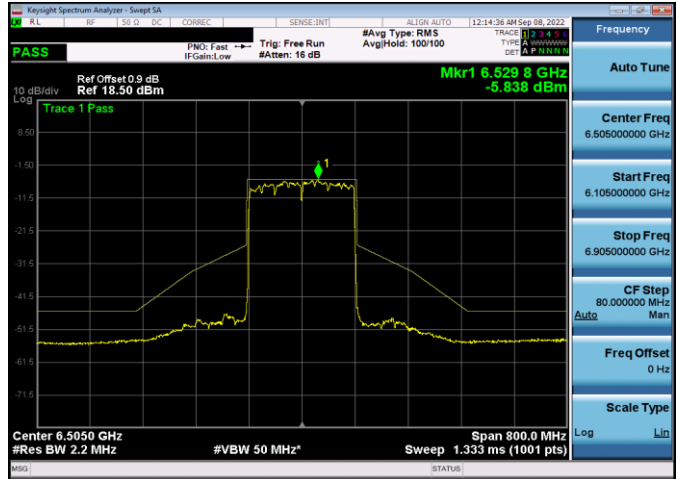


Plot 7-500. In-Band Emission Plot SDM Antenna 4a (40MHz 802.11ax (UNII Band 6) – Ch. 107, MCS4)

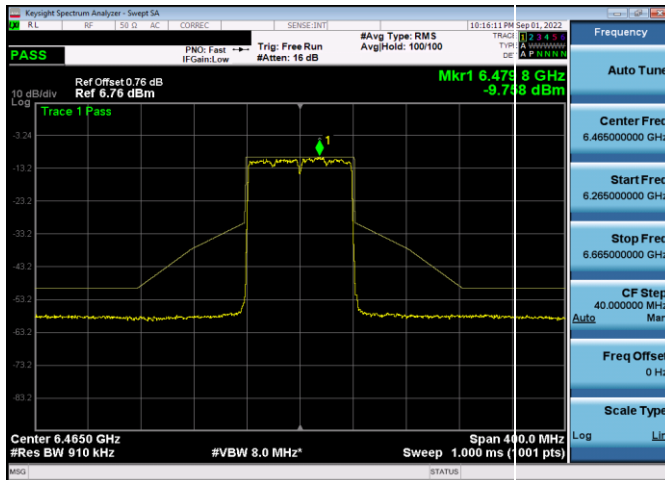
FCC ID: BCGA2435 IC: 579C-A2435	element	MEASUREMENT REPORT (CERTIFICATION)	Approved by: Technical Manager
Test Report S/N: 1C2205090025-21-R2.BCG	Test Dates: 05/27/2022 - 9/12/2022	EUT Type: Tablet Device	Page 148 of 282



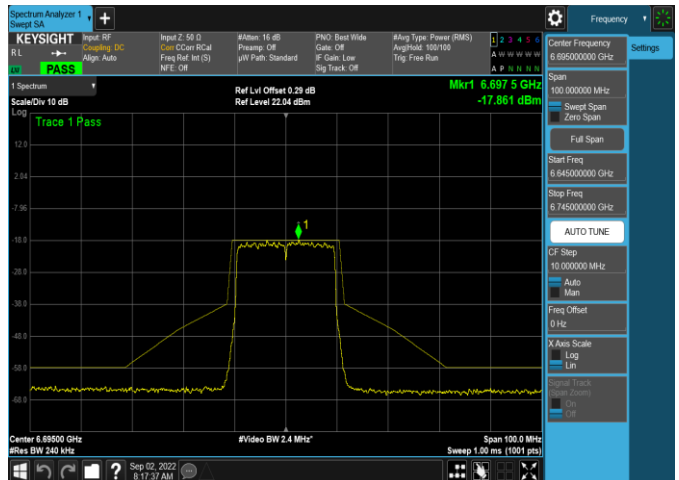
Plot 7-501. In-Band Emission Plot SDM Antenna 5b (80MHz 802.11ax (UNII Band 6) – Ch. 103, MCS4)



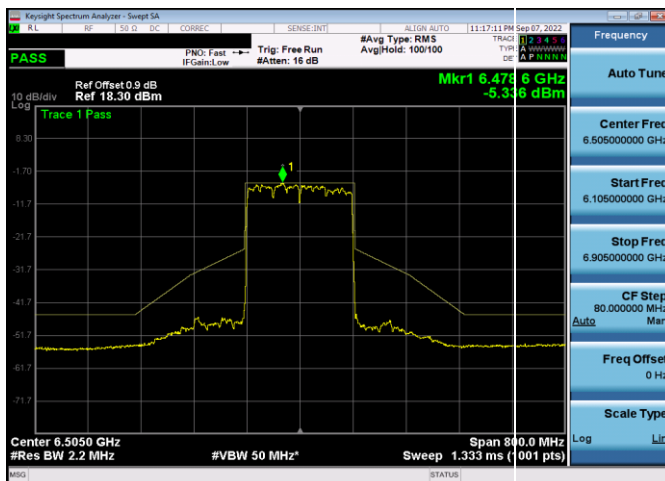
Plot 7-504. In-Band Emission Plot SDM Antenna 4a (160MHz 802.11ax (UNII Band 6) – Ch. 111, MCS4)



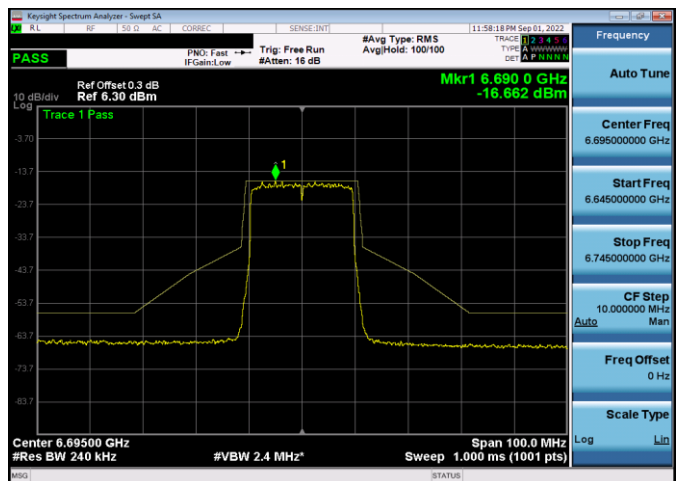
Plot 7-502. In-Band Emission Plot SDM Antenna 4a (80MHz 802.11ax (UNII Band 6) – Ch. 103, MCS4)



Plot 7-505. In-Band Emission Plot SDM Antenna 5b (20MHz 802.11ax (UNII Band 7) – Ch. 149, MCS4)

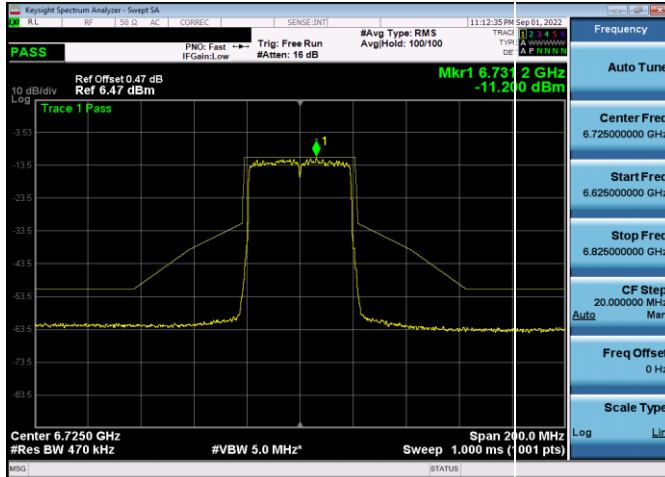


Plot 7-503. In-Band Emission Plot SDM Antenna 5b (160MHz 802.11ax (UNII Band 6) – Ch. 111, MCS4)

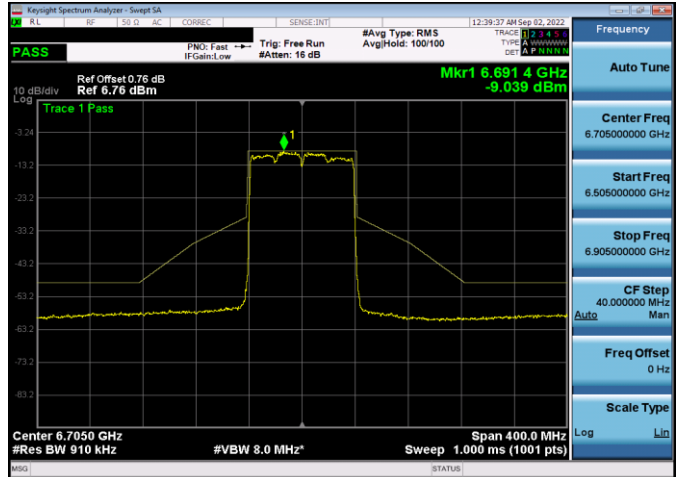


Plot 7-506. In-Band Emission Plot SDM Antenna 4a (20MHz 802.11ax (UNII Band 7) – Ch. 149, MCS4)

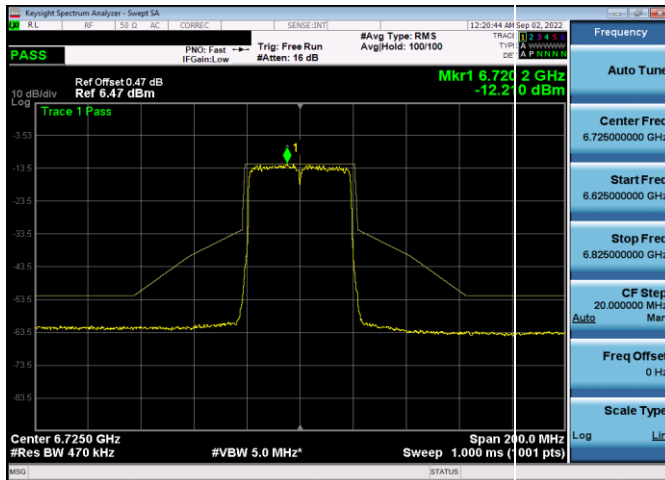
FCC ID: BCGA2435 IC: 579C-A2435	element	MEASUREMENT REPORT (CERTIFICATION)	Approved by: Technical Manager
Test Report S/N: 1C2205090025-21-R2.BCG	Test Dates: 05/27/2022 - 9/12/2022	EUT Type: Tablet Device	Page 149 of 282



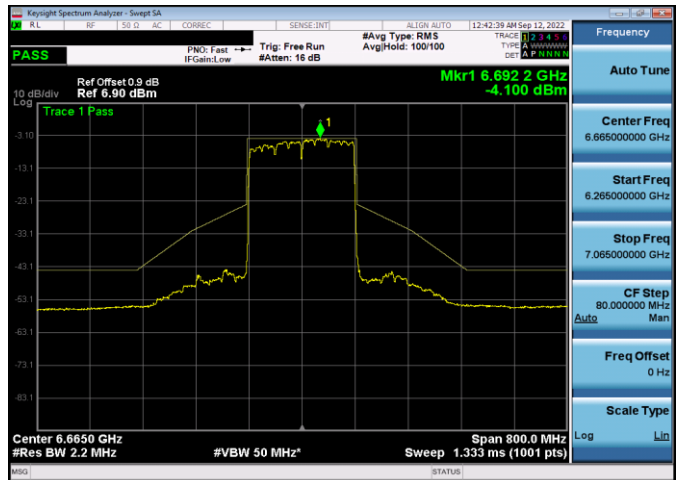
Plot 7-507. In-Band Emission Plot SDM Antenna 5b (40MHz 802.11ax (UNII Band 7) – Ch. 155, MCS4)



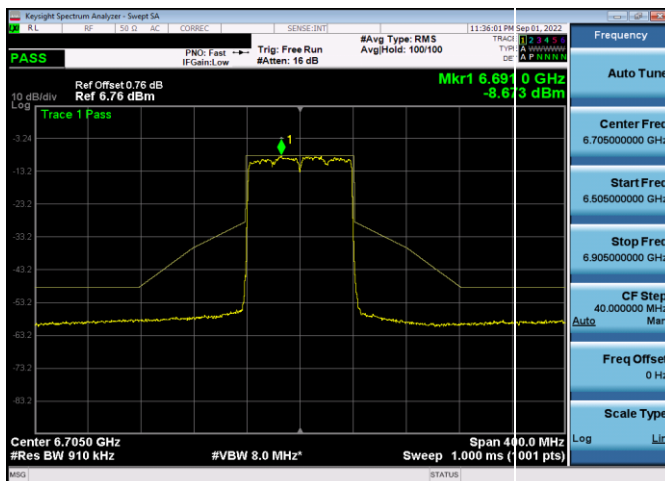
Plot 7-510. In-Band Emission Plot SDM Antenna 4a (80MHz 802.11ax (UNII Band 7) – Ch. 151, MCS4)



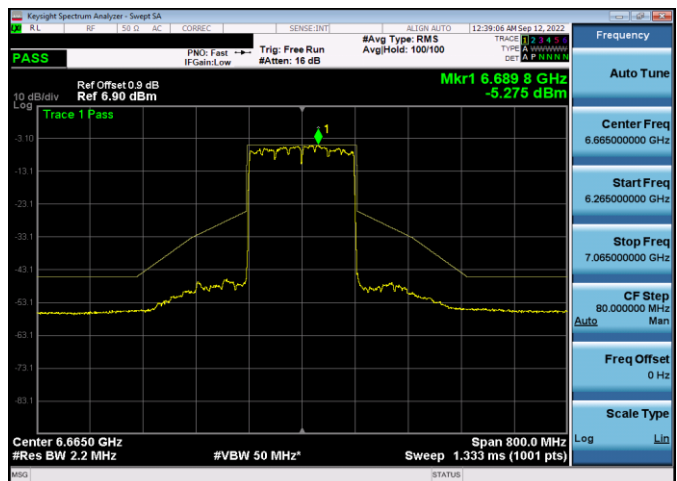
Plot 7-508. In-Band Emission Plot SDM Antenna 4a (40MHz 802.11ax (UNII Band 7) – Ch. 155, MCS4)



Plot 7-511. In-Band Emission Plot SDM Antenna 5b (160MHz 802.11ax (UNII Band 7) – Ch. 143, MCS4)

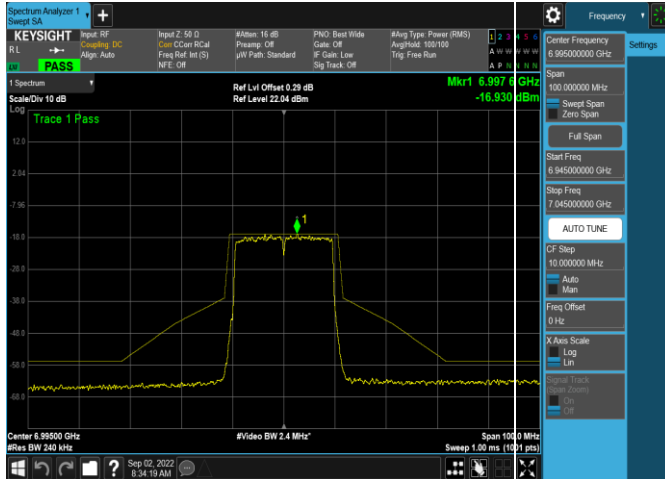


Plot 7-509. In-Band Emission Plot SDM Antenna 5b (80MHz 802.11ax (UNII Band 7) – Ch. 151, MCS4)

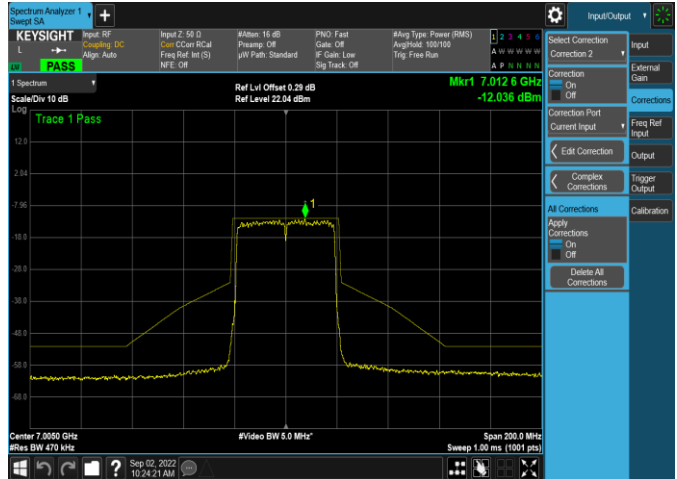


Plot 7-512. In-Band Emission Plot SDM Antenna 4a (160MHz 802.11ax (UNII Band 7) – Ch. 143, MCS4)

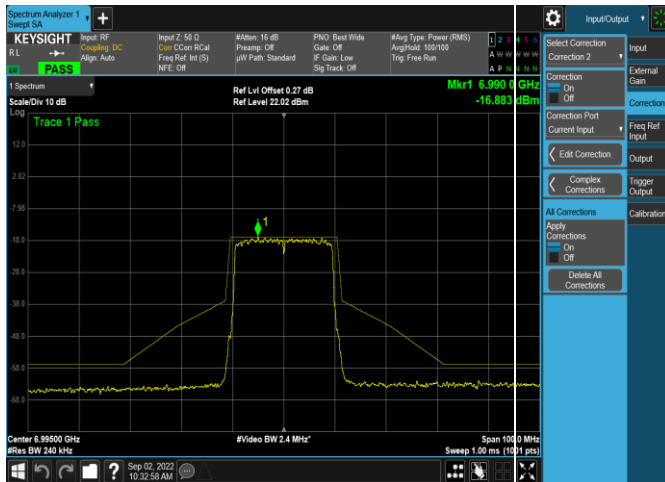
FCC ID: BCGA2435 IC: 579C-A2435	element	MEASUREMENT REPORT (CERTIFICATION)	Approved by: Technical Manager
Test Report S/N: 1C2205090025-21-R2.BCG	Test Dates: 05/27/2022 - 9/12/2022	EUT Type: Tablet Device	Page 150 of 282



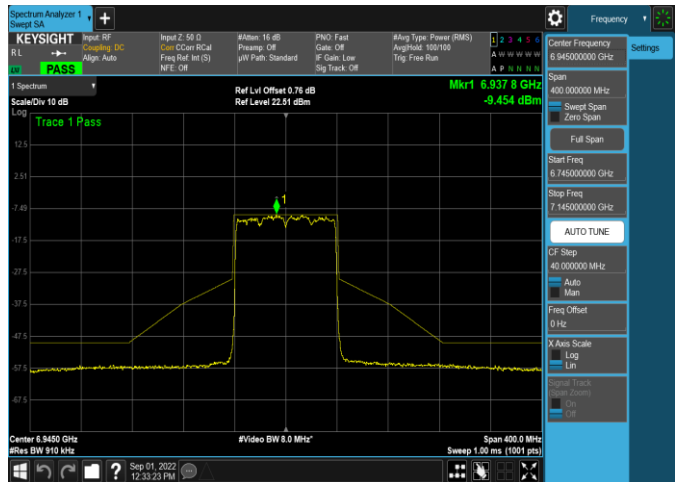
Plot 7-513. In-Band Emission Plot SDM Antenna 5b (20MHz 802.11ax (UNII Band 8) - Ch. 209, MCS4)



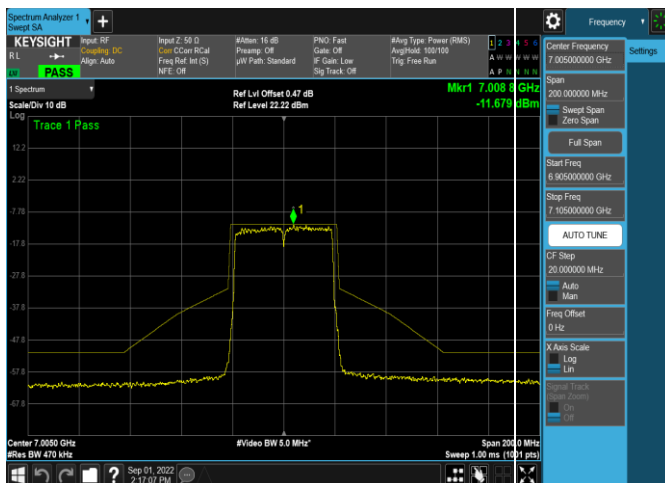
Plot 7-516. In-Band Emission Plot SDM Antenna 4a (40MHz 802.11ax (UNII Band 8) - Ch. 211, MCS4)



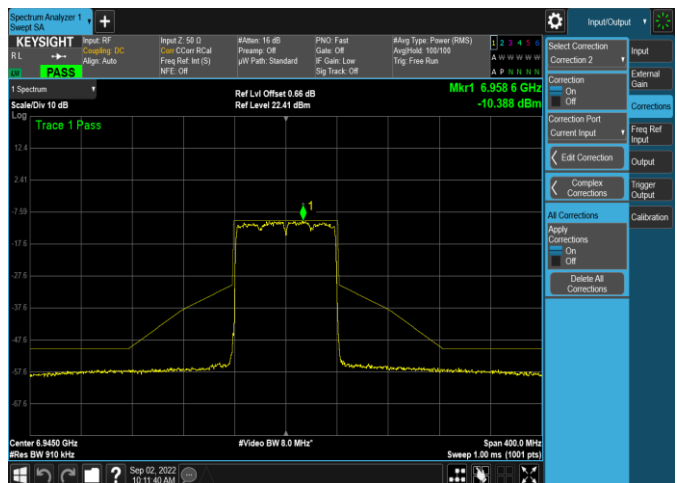
Plot 7-514. In-Band Emission Plot SDM Antenna 4a (20MHz 802.11ax (UNII Band 8) - Ch. 209, MCS4)



Plot 7-517. In-Band Emission Plot SDM Antenna 5b (80MHz 802.11ax (UNII Band 8) - Ch. 199, MCS4)

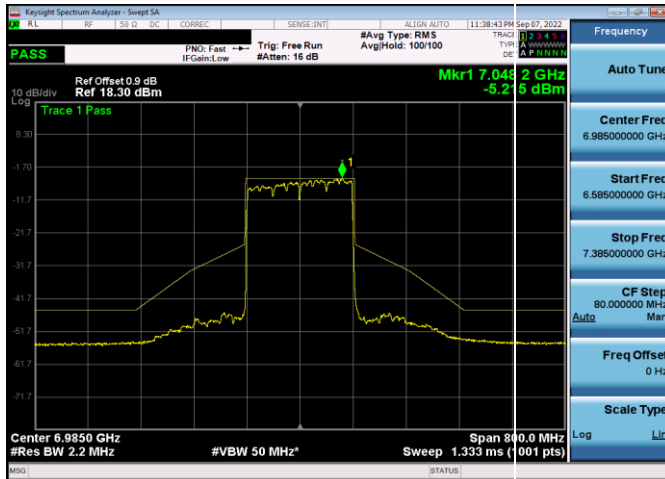


Plot 7-515. In-Band Emission Plot SDM Antenna 5b (40MHz 802.11ax (UNII Band 8) - Ch. 211, MCS4)

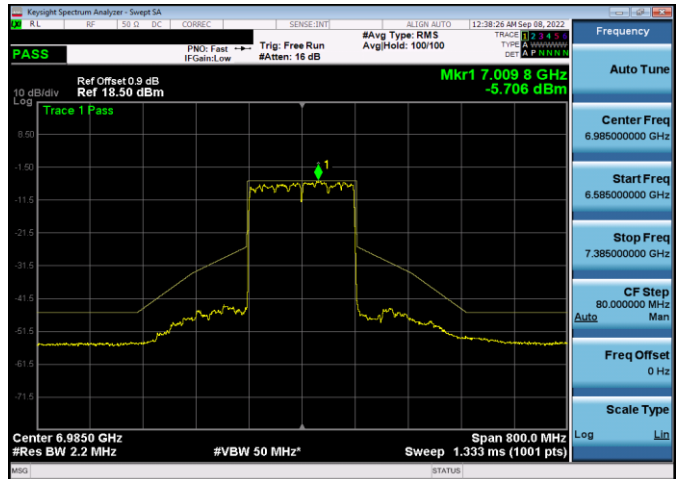


Plot 7-518. In-Band Emission Plot SDM Antenna 4a (80MHz 802.11ax (UNII Band 8) - Ch. 199, MCS4)

FCC ID: BCGA2435 IC: 579C-A2435	element	MEASUREMENT REPORT (CERTIFICATION)	Approved by: Technical Manager
Test Report S/N: 1C2205090025-21-R2.BCG	Test Dates: 05/27/2022 - 9/12/2022	EUT Type: Tablet Device	Page 151 of 282



Plot 7-519. In-Band Emission Plot SDM Antenna 5b (160MHz 802.11ax (UNII Band 8) – Ch. 207, MCS4)



Plot 7-520. In-Band Emission Plot SDM Antenna 4a (160MHz 802.11ax (UNII Band 8) – Ch. 207, MCS4)

FCC ID: BCGA2435 IC: 579C-A2435	element	MEASUREMENT REPORT (CERTIFICATION)	Approved by: Technical Manager
Test Report S/N: 1C2205090025-21-R2.BCG	Test Dates: 05/27/2022 - 9/12/2022	EUT Type: Tablet Device	Page 152 of 282

V 10.5 12/15/2021