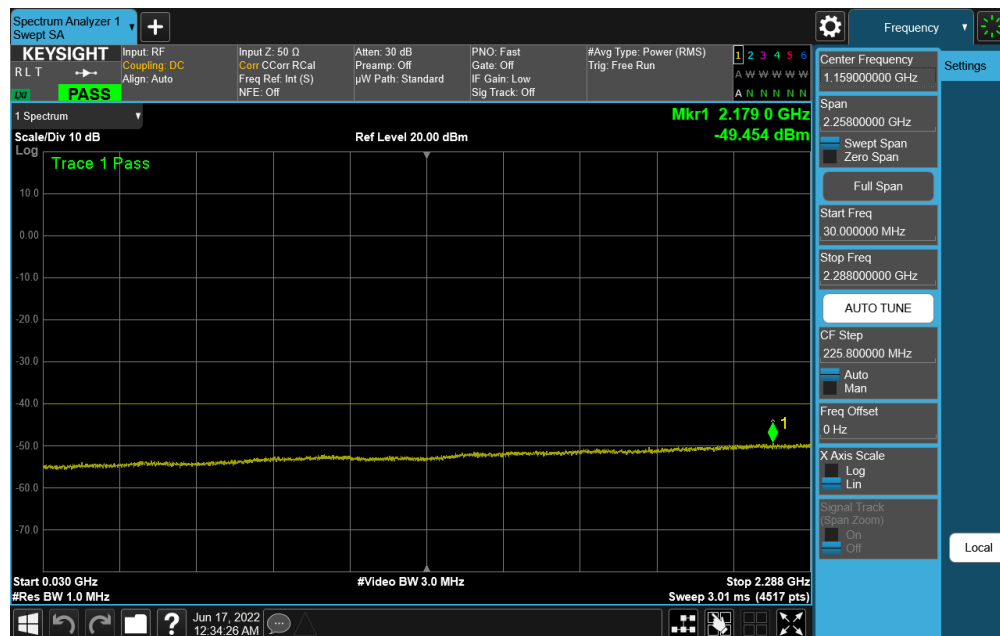



Plot 7-168. Conducted Spurious Plot (NR Band n30 - 5MHz DFT-s-OFDM QPSK - RB Size 1, RB Offset 0 – Low Channel)

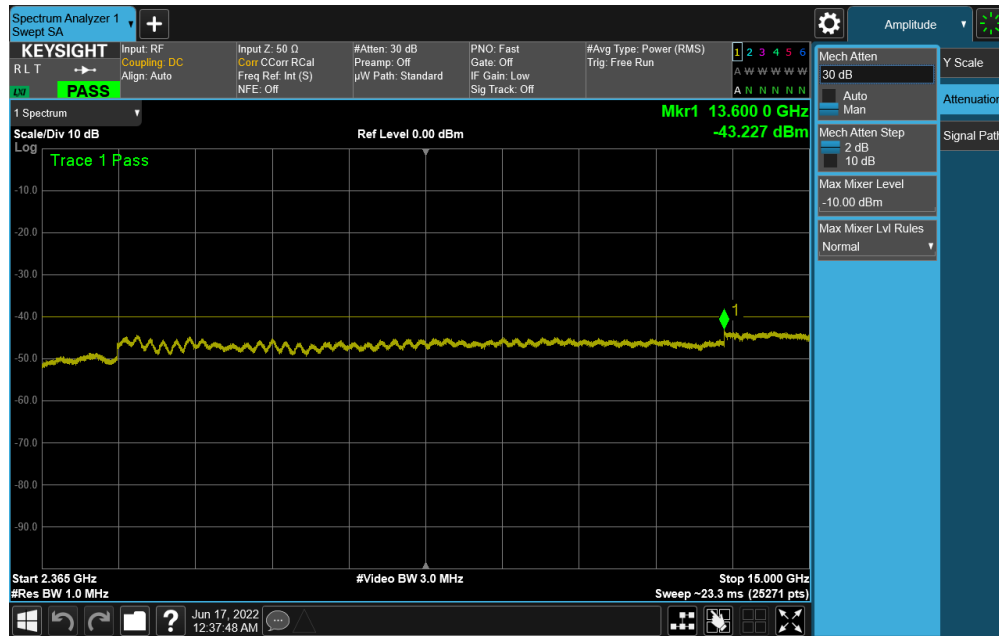


Plot 7-169. Conducted Spurious Plot (NR Band n30 - 10MHz DFT-s-OFDM QPSK - RB Size 1, RB Offset 0 – Mid Channel)

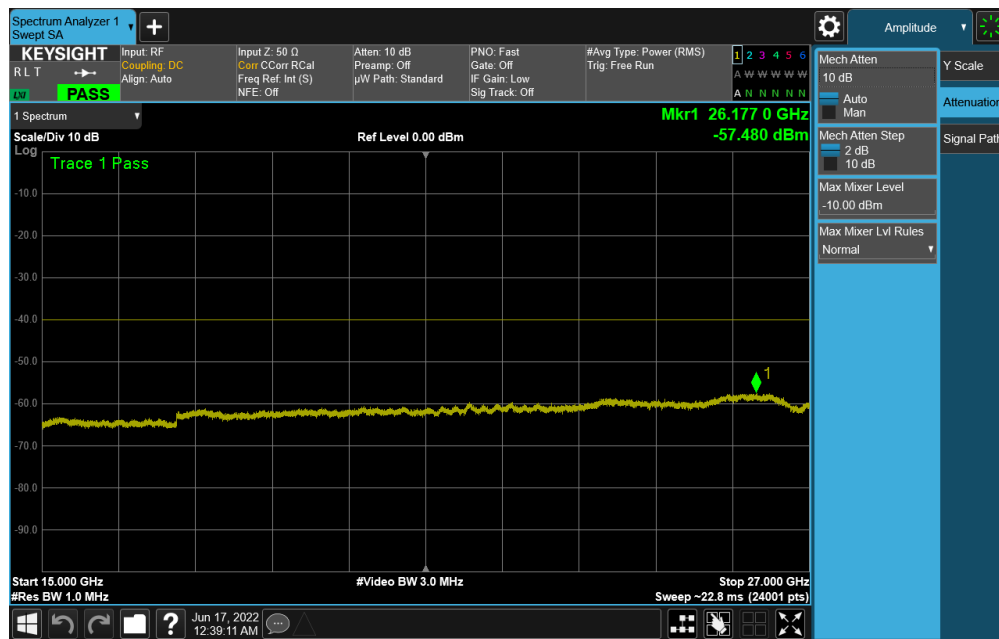
FCC ID: BCGA2435	 <b>PART 27 MEASUREMENT REPORT</b>		Approved by: Technical Manager
Test Report S/N: 1C2205090025-04-R2.BCG	Test Dates: 6/1/2022 – 9/12/2022	EUT Type: Tablet Device	Page 105 of 274

V2.1 2/15/2022

Unless otherwise specified, no part of this report may be reproduced or utilized in any part, form or by any means, electronic or mechanical, including photocopying and microfilm, without permission in writing from Element Washington DC LLC. If you have any questions about this or have an enquiry about obtaining additional rights to this report or assembly of contents thereof, please contact [ct.info@element.com](mailto:ct.info@element.com).



Plot 7-170. Conducted Spurious Plot (NR Band n30 - 10MHz DFT-s-OFDM QPSK - RB Size 1, RB Offset 0 – Mid Channel)

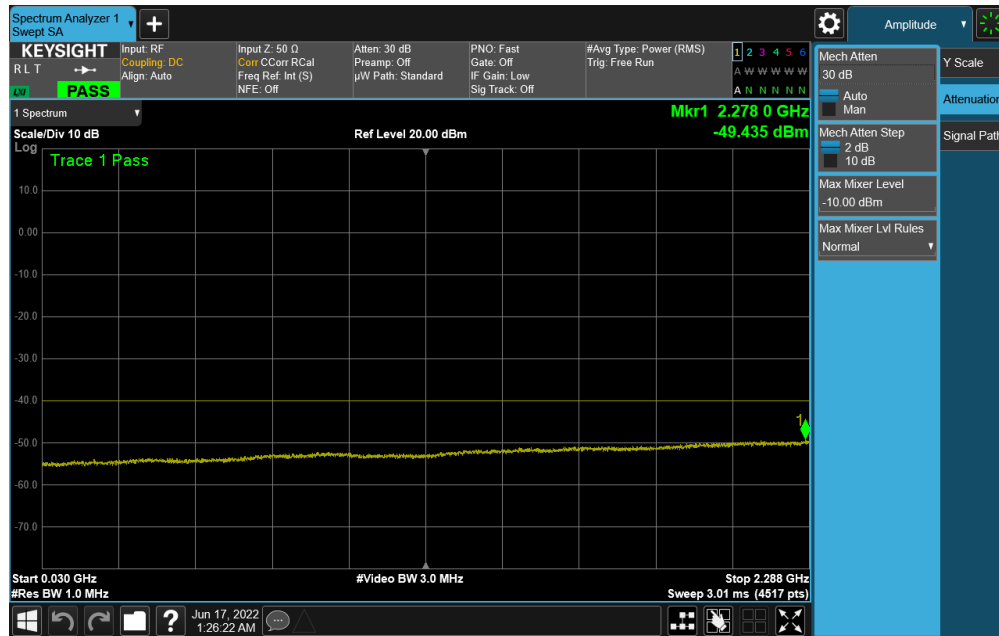


Plot 7-171. Conducted Spurious Plot (NR Band n30 - 10MHz DFT-s-OFDM QPSK - RB Size 1, RB Offset 0 – Mid Channel)

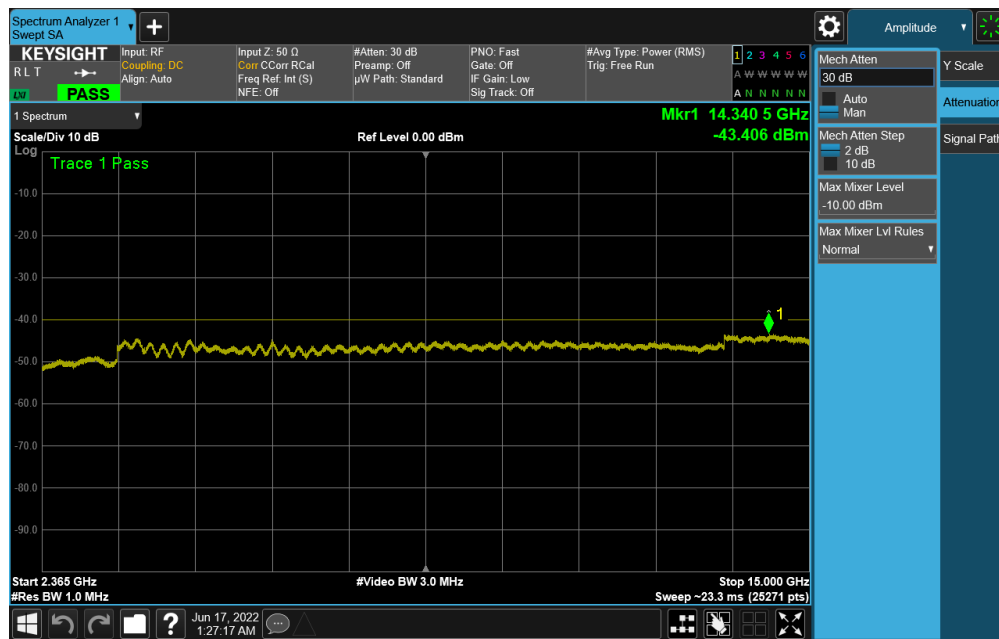
FCC ID: BCGA2435	<b>PART 27 MEASUREMENT REPORT</b>		Approved by: Technical Manager
Test Report S/N: 1C2205090025-04-R2.BCG	Test Dates: 6/1/2022 – 9/12/2022	EUT Type: Tablet Device	Page 106 of 274

V2.1 2/15/2022


Unless otherwise specified, no part of this report may be reproduced or utilized in any part, form or by any means, electronic or mechanical, including photocopying and microfilm, without permission in writing from Element Washington DC LLC. If you have any questions about this or have an enquiry about obtaining additional rights to this report or assembly of contents thereof, please contact [ct.info@element.com](mailto:ct.info@element.com).



Plot 7-172. Conducted Spurious Plot (NR Band n30 - 5MHz DFT-s-OFDM QPSK - RB Size 1, RB Offset 0 – High Channel)

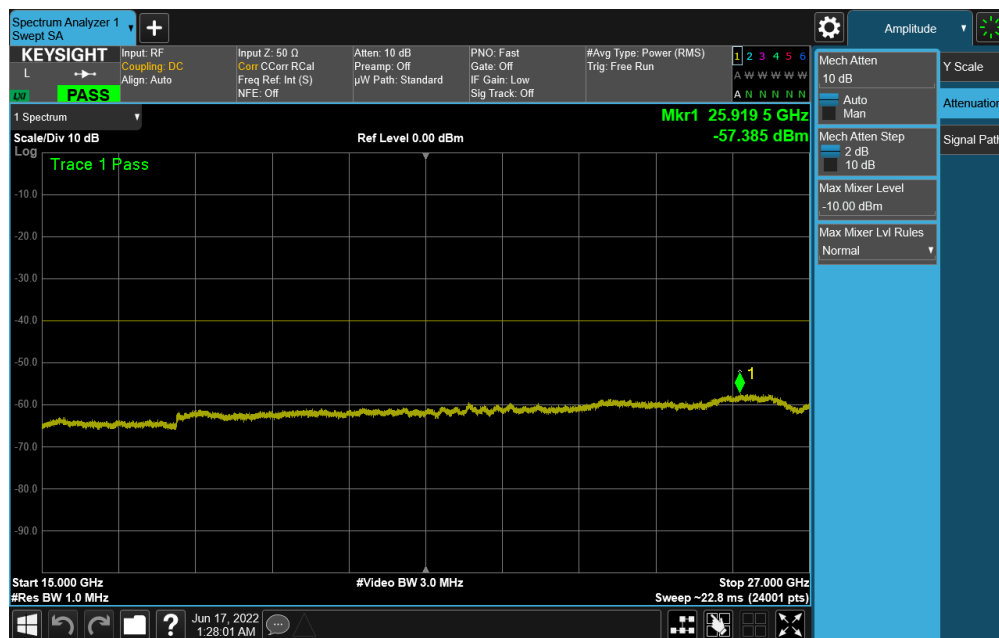


Plot 7-173. Conducted Spurious Plot (NR Band n30 - 5MHz DFT-s-OFDM QPSK - RB Size 1, RB Offset 0 – High Channel)


FCC ID: BCGA2435	 <b>PART 27 MEASUREMENT REPORT</b>		Approved by: Technical Manager
Test Report S/N: 1C2205090025-04-R2.BCG	Test Dates: 6/1/2022 – 9/12/2022	EUT Type: Tablet Device	Page 107 of 274

V2.1 2/15/2022

Unless otherwise specified, no part of this report may be reproduced or utilized in any part, form or by any means, electronic or mechanical, including photocopying and microfilm, without permission in writing from Element Washington DC LLC. If you have any questions about this or have an enquiry about obtaining additional rights to this report or assembly of contents thereof, please contact [ct.info@element.com](mailto:ct.info@element.com).

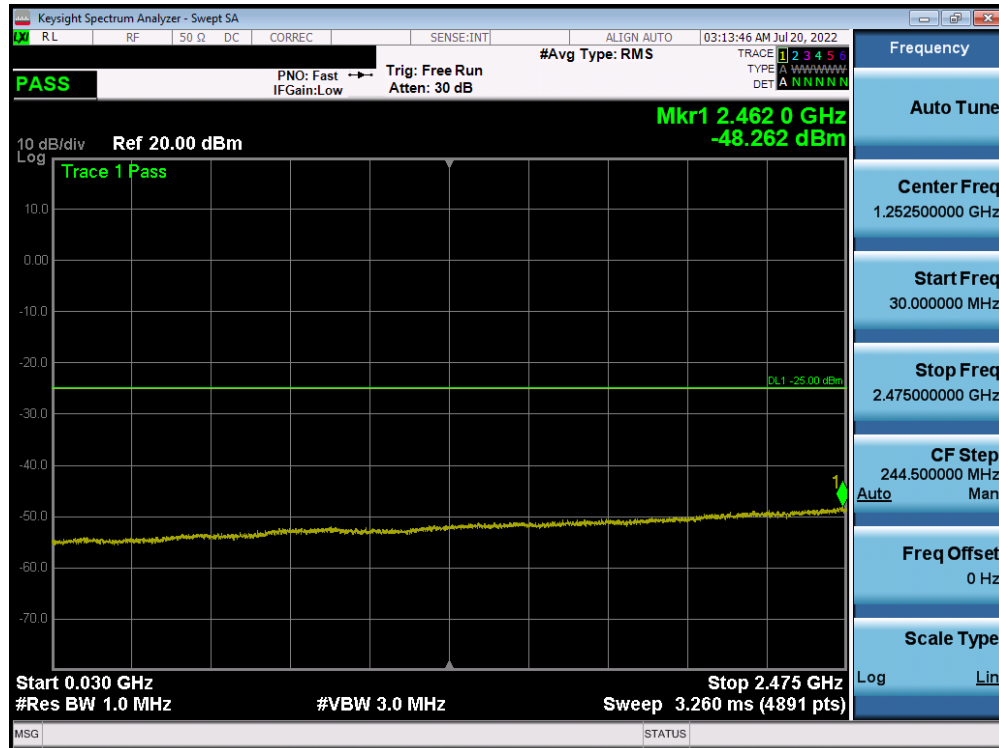


Plot 7-174. Conducted Spurious Plot (NR Band n30 - 5MHz DFT-s-OFDM QPSK - RB Size 1, RB Offset 0 – High Channel)

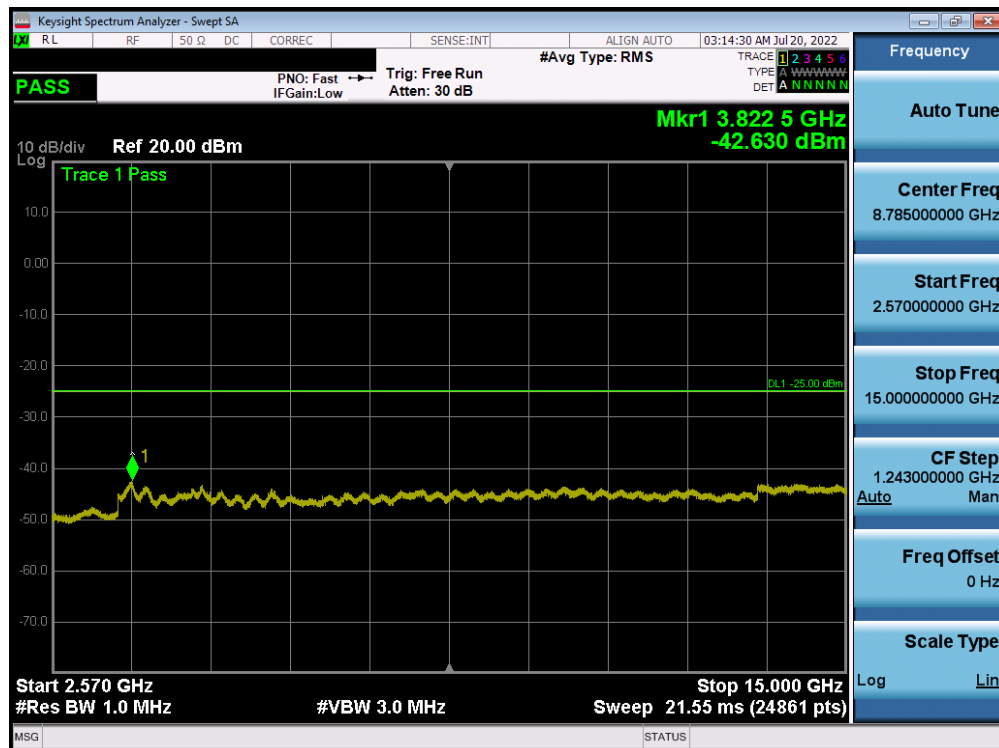
FCC ID: BCGA2435	 <b>PART 27 MEASUREMENT REPORT</b>		Approved by: Technical Manager
Test Report S/N: 1C2205090025-04-R2.BCG	Test Dates: 6/1/2022 – 9/12/2022	EUT Type: Tablet Device	Page 108 of 274

V2.1 2/15/2022


## NR Band n7



Plot 7-175. Conducted Spurious Plot (NR Band n7 - 40MHz DFT-s-OFDM QPSK - RB Size 1, RB Offset 0 - Low Channel)

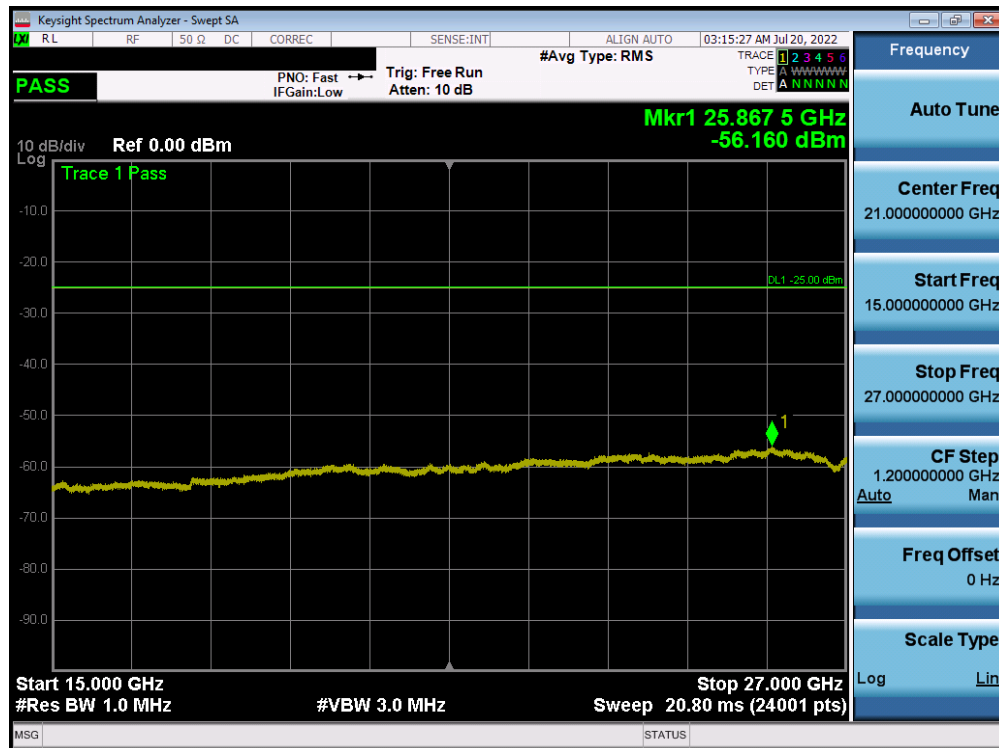


Plot 7-176. Conducted Spurious Plot (NR Band n7 - 40MHz DFT-s-OFDM QPSK - RB Size 1, RB Offset 0 - Low Channel)

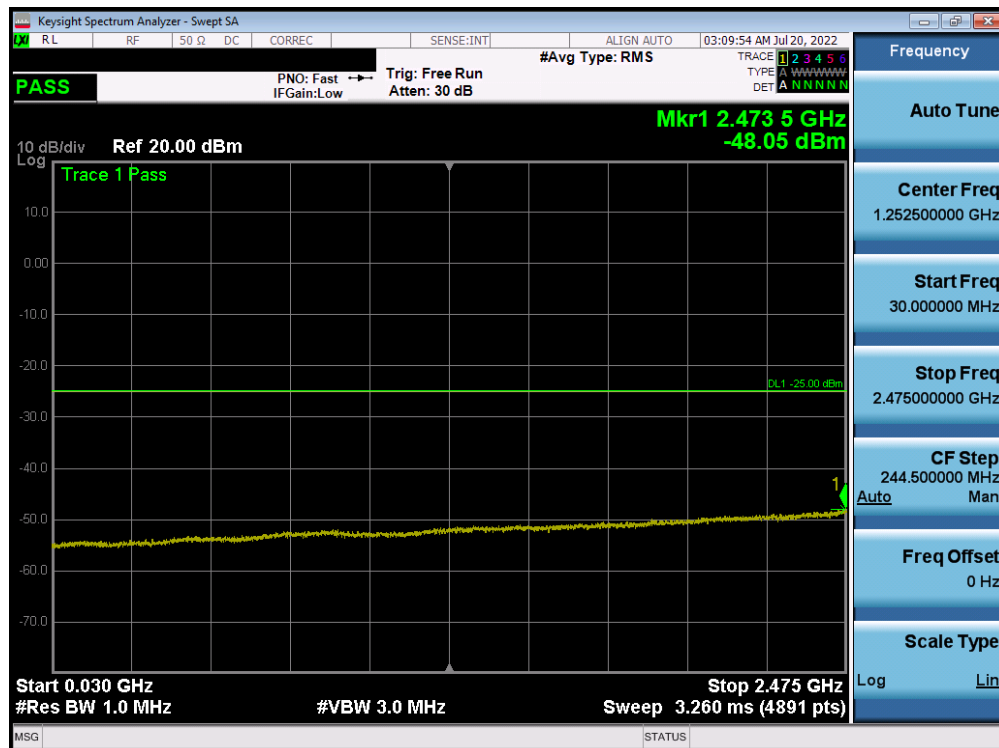
FCC ID: BCGA2435	 PART 27 MEASUREMENT REPORT	Approved by: Technical Manager
Test Report S/N: 1C2205090025-04-R2.BCG	Test Dates: 6/1/2022 – 9/12/2022	EUT Type: Tablet Device
		Page 109 of 274

V2.1 2/15/2022

Unless otherwise specified, no part of this report may be reproduced or utilized in any part, form or by any means, electronic or mechanical, including photocopying and microfilm, without permission in writing from Element Washington DC LLC. If you have any questions about this or have an enquiry about obtaining additional rights to this report or assembly of contents thereof, please contact [ct.info@element.com](mailto:ct.info@element.com).



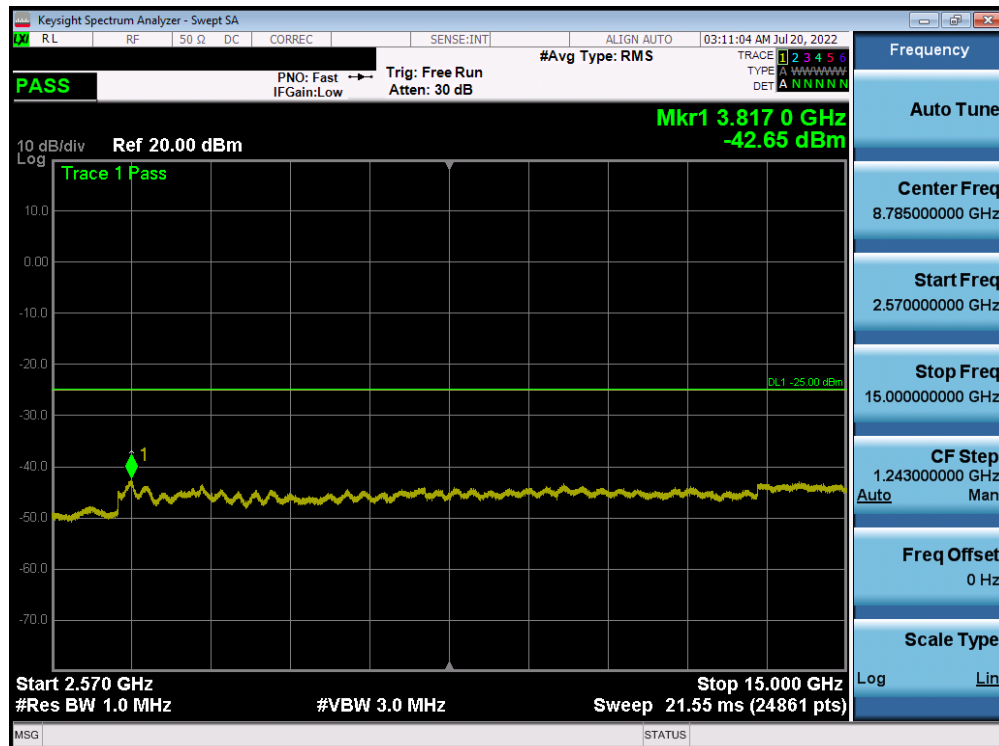
Plot 7-177. Conducted Spurious Plot (NR Band n7 - 40MHz DFT-s-OFDM QPSK - RB Size 1, RB Offset 0 - Low Channel)



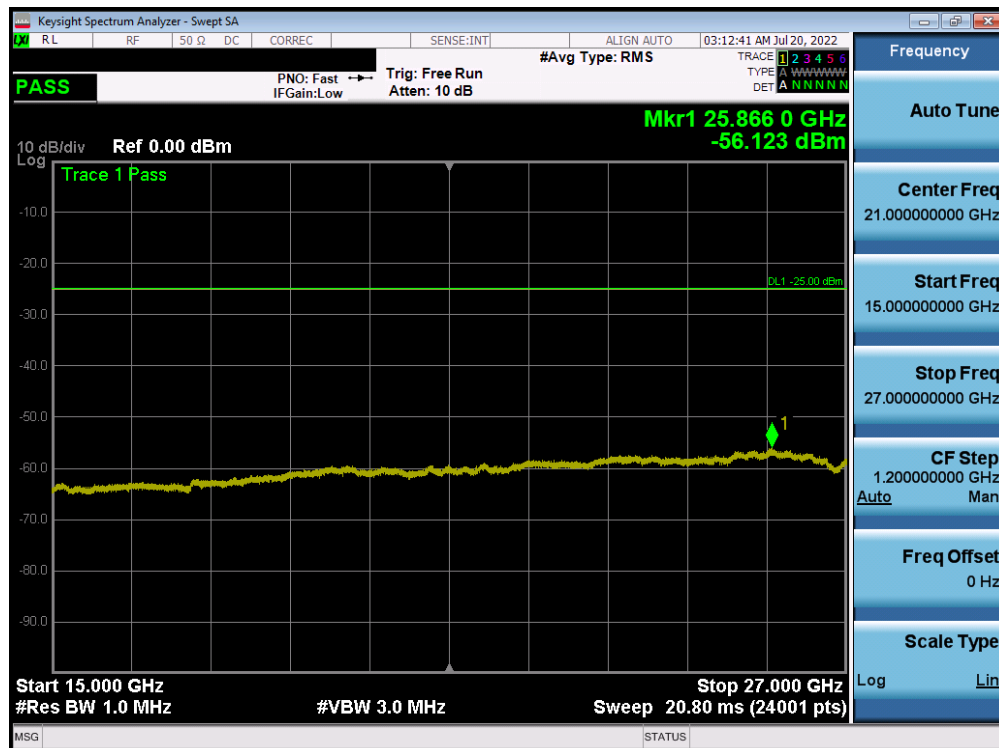
Plot 7-178. Conducted Spurious Plot (NR Band n7 - 40MHz DFT-s-OFDM QPSK - RB Size 1, RB Offset 0 - Mid Channel)

FCC ID: BCGA2435	element	PART 27 MEASUREMENT REPORT	Approved by: Technical Manager
Test Report S/N: 1C2205090025-04-R2.BCG	Test Dates: 6/1/2022 – 9/12/2022	EUT Type: Tablet Device	Page 110 of 274

V2.1 2/15/2022



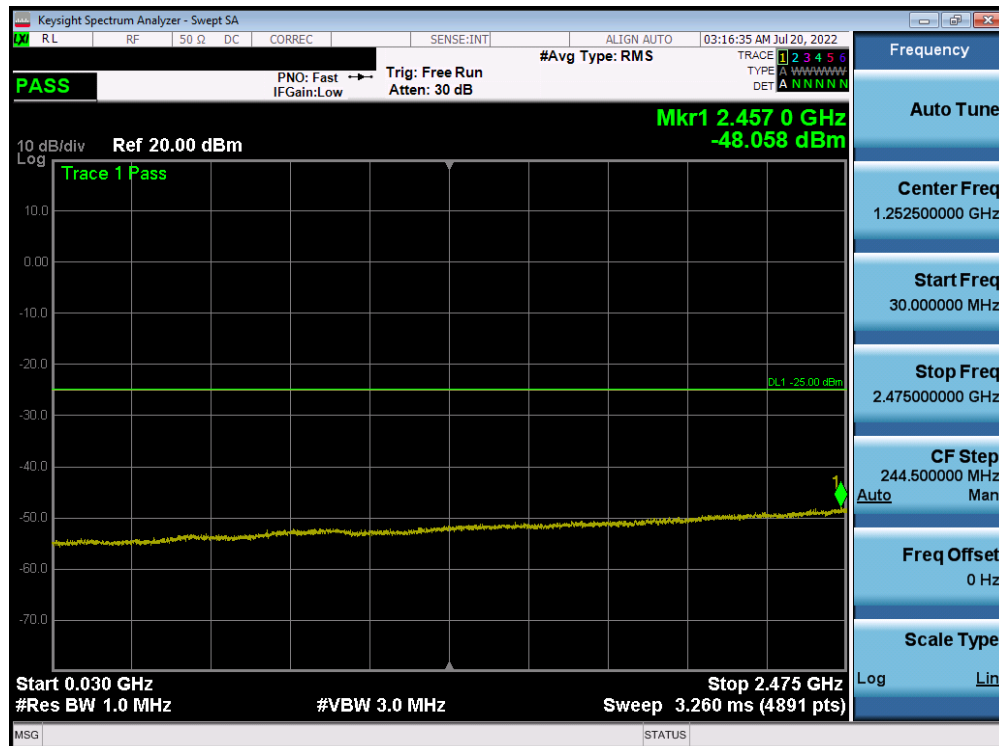
Plot 7-179. Conducted Spurious Plot (NR Band n7 - 40MHz DFT-s-OFDM QPSK - RB Size 1, RB Offset 0 - Mid Channel)



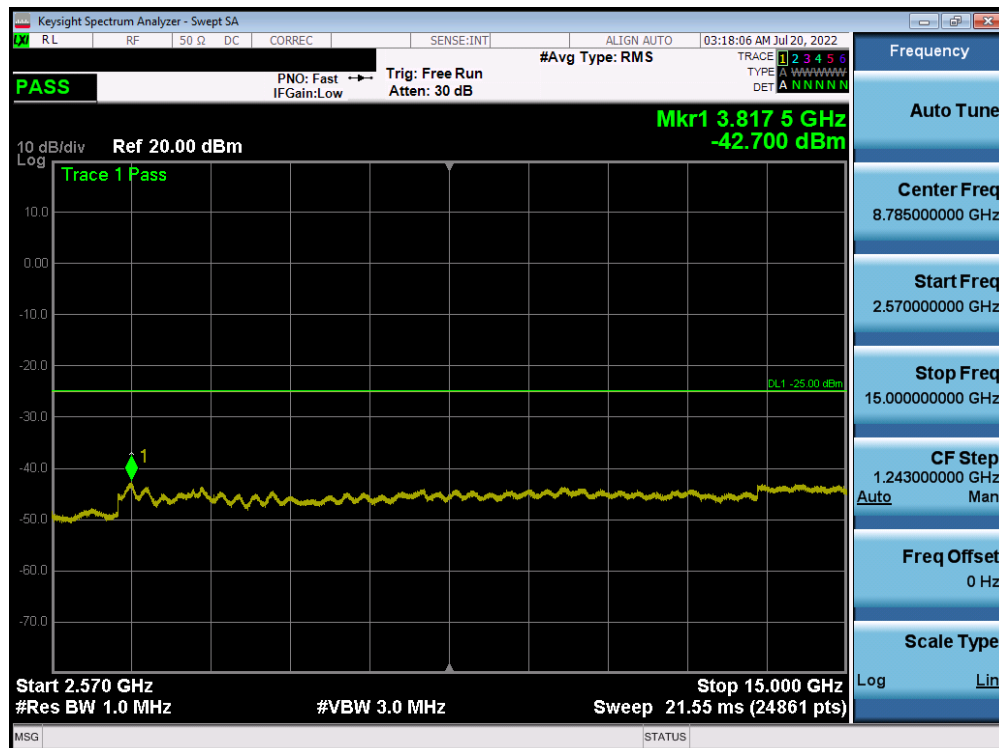
Plot 7-180. Conducted Spurious Plot (NR Band n7 - 40MHz DFT-s-OFDM QPSK - RB Size 1, RB Offset 0 - Mid Channel)

FCC ID: BCGA2435	PART 27 MEASUREMENT REPORT		Approved by: Technical Manager
Test Report S/N: 1C2205090025-04-R2.BCG	Test Dates: 6/1/2022 – 9/12/2022	EUT Type: Tablet Device	Page 111 of 274

V2.1 2/15/2022

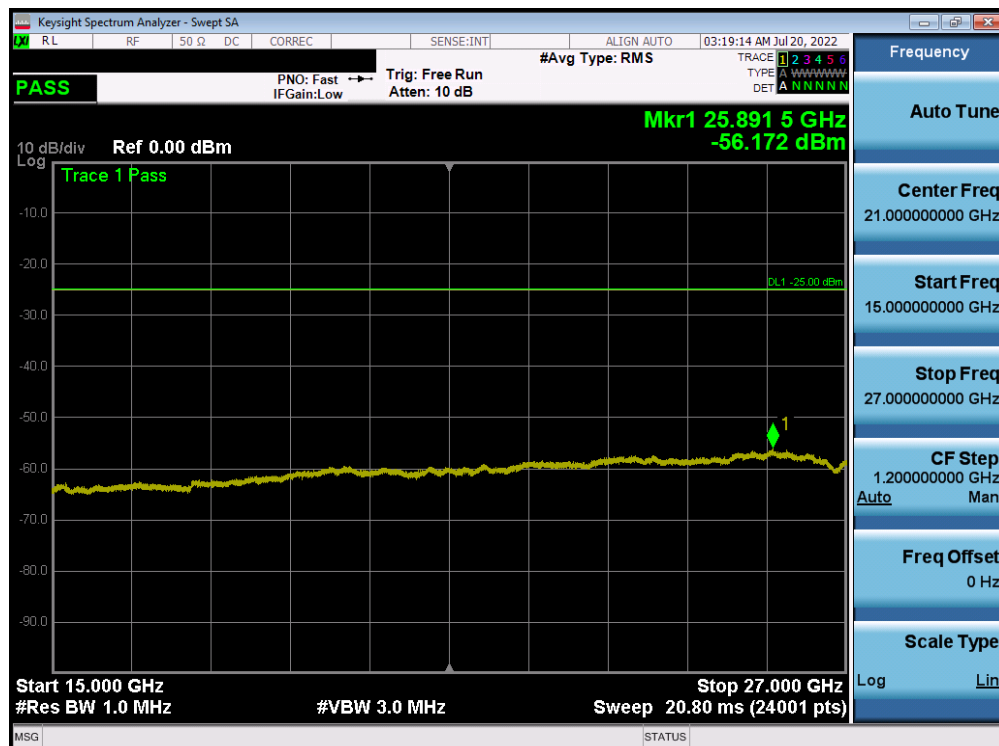


Plot 7-181. Conducted Spurious Plot (NR Band n7 - 40MHz DFT-s-OFDM QPSK - RB Size 1, RB Offset 0 - High Channel)




Plot 7-182. Conducted Spurious Plot (NR Band n7 - 40MHz DFT-s-OFDM QPSK - RB Size 1, RB Offset 0 - High Channel)

FCC ID: BCGA2435	element	PART 27 MEASUREMENT REPORT	Approved by: Technical Manager
Test Report S/N: 1C2205090025-04-R2.BCG	Test Dates: 6/1/2022 – 9/12/2022	EUT Type: Tablet Device	Page 112 of 274

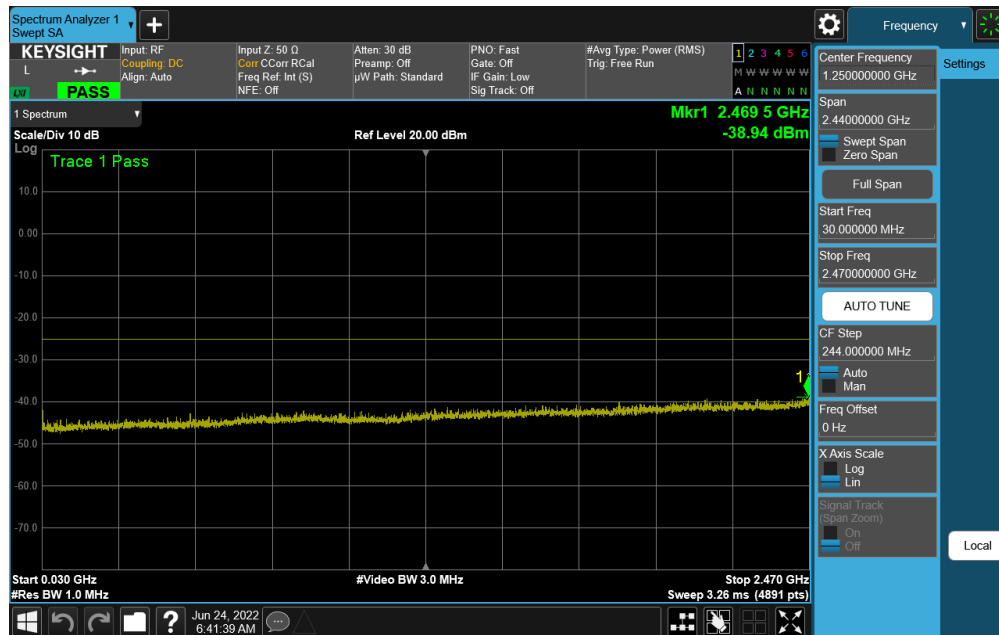


Plot 7-183. Conducted Spurious Plot (NR Band n7 - 40MHz DFT-s-OFDM QPSK - RB Size 1, RB Offset 0 - High Channel)

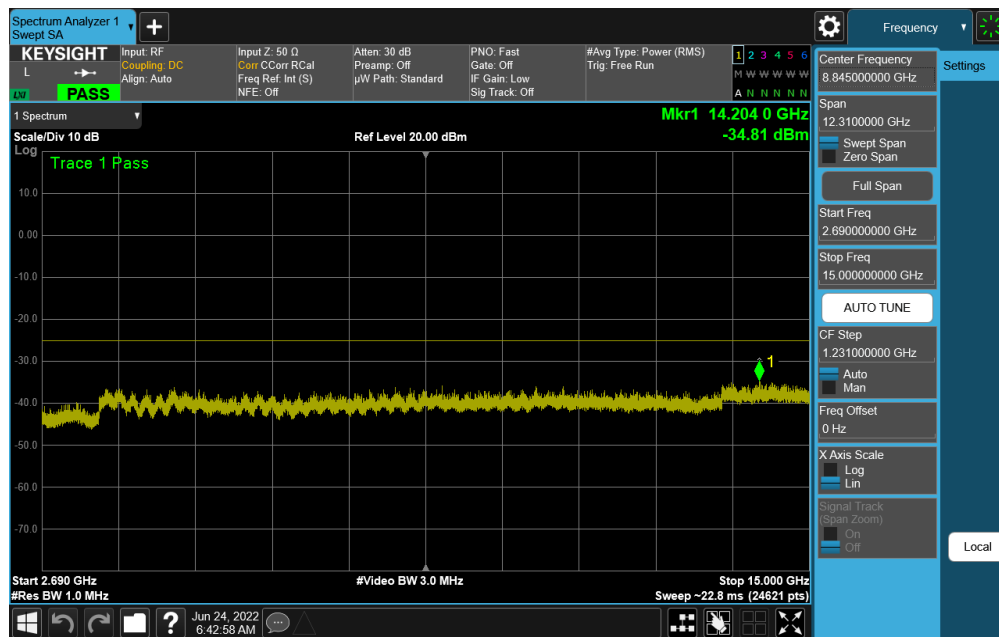
FCC ID: BCGA2435	 <b>PART 27 MEASUREMENT REPORT</b>		Approved by: Technical Manager
Test Report S/N: 1C2205090025-04-R2.BCG	Test Dates: 6/1/2022 – 9/12/2022	EUT Type: Tablet Device	Page 113 of 274

V2.1 2/15/2022


## NR Band n41



Plot 7-184. Conducted Spurious Plot (NR Band n41 - 100MHz DFT-s-OFDM QPSK - RB Size 1, RB Offset 0 - Low Channel)

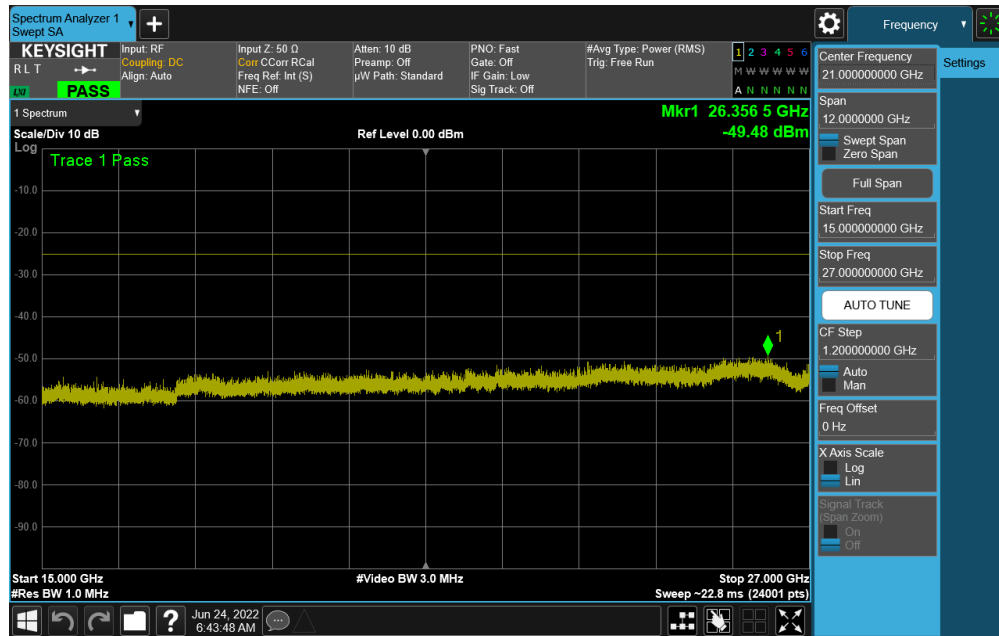


Plot 7-185. Conducted Spurious Plot (NR Band n41 - 100MHz DFT-s-OFDM QPSK - RB Size 1, RB Offset 0 - Low Channel)

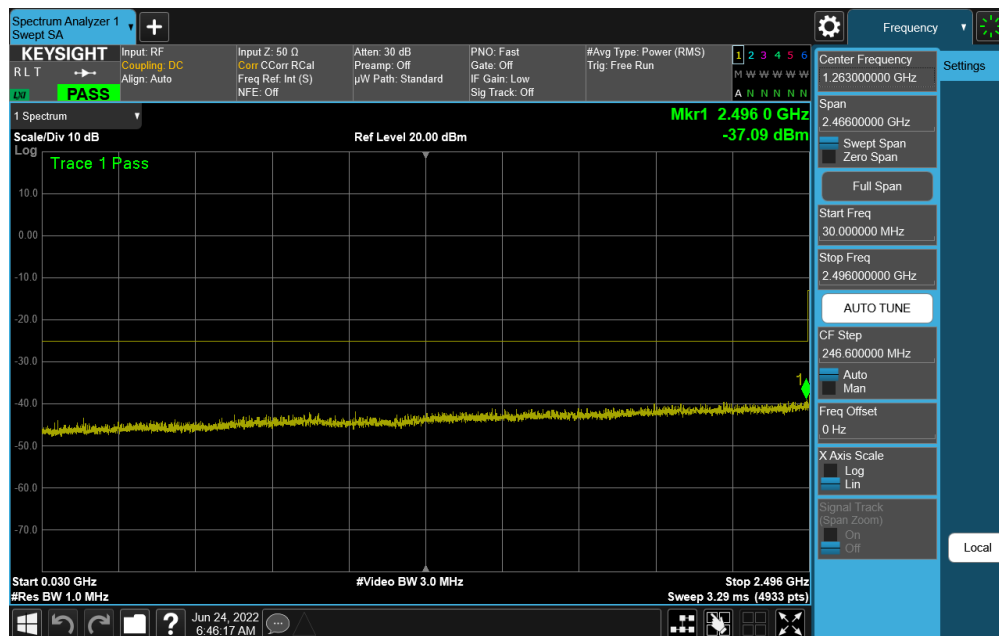
FCC ID: BCGA2435	 <b>PART 27 MEASUREMENT REPORT</b>		Approved by: Technical Manager
Test Report S/N: 1C2205090025-04-R2.BCG	Test Dates: 6/1/2022 – 9/12/2022	EUT Type: Tablet Device	Page 114 of 274

V2.1 2/15/2022


Unless otherwise specified, no part of this report may be reproduced or utilized in any part, form or by any means, electronic or mechanical, including photocopying and microfilm, without permission in writing from Element Washington DC LLC. If you have any questions about this or have an enquiry about obtaining additional rights to this report or assembly of contents thereof, please contact [ct.info@element.com](mailto:ct.info@element.com).



Plot 7-186. Conducted Spurious Plot (NR Band n41 - 100MHz DFT-s-OFDM QPSK - RB Size 1, RB Offset 0 - Low Channel)

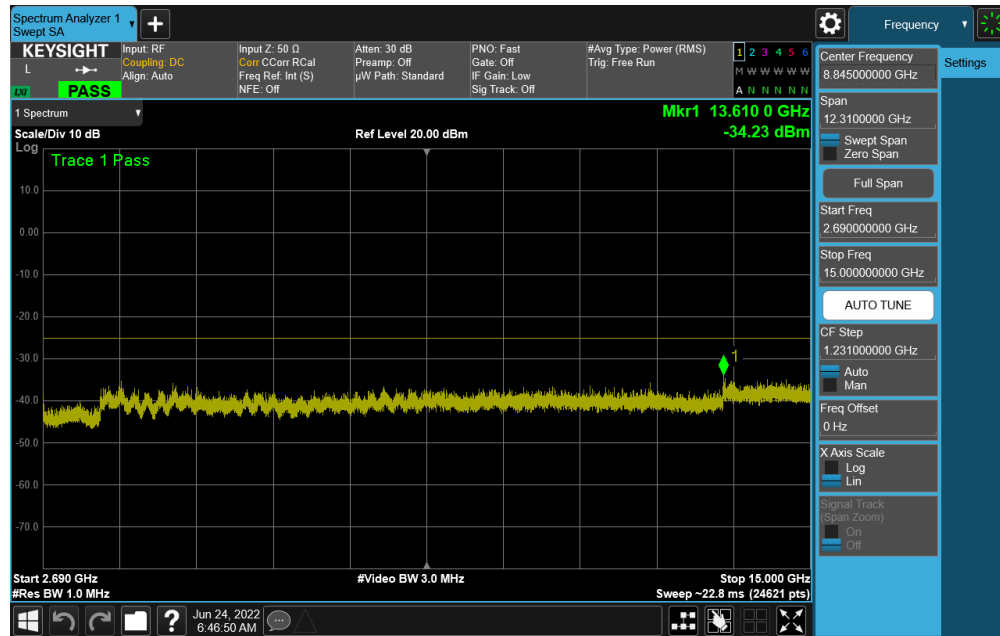


Plot 7-187. Conducted Spurious Plot (NR Band n41 - 100MHz DFT-s-OFDM QPSK - RB Size 1, RB Offset 0 - Mid Channel)

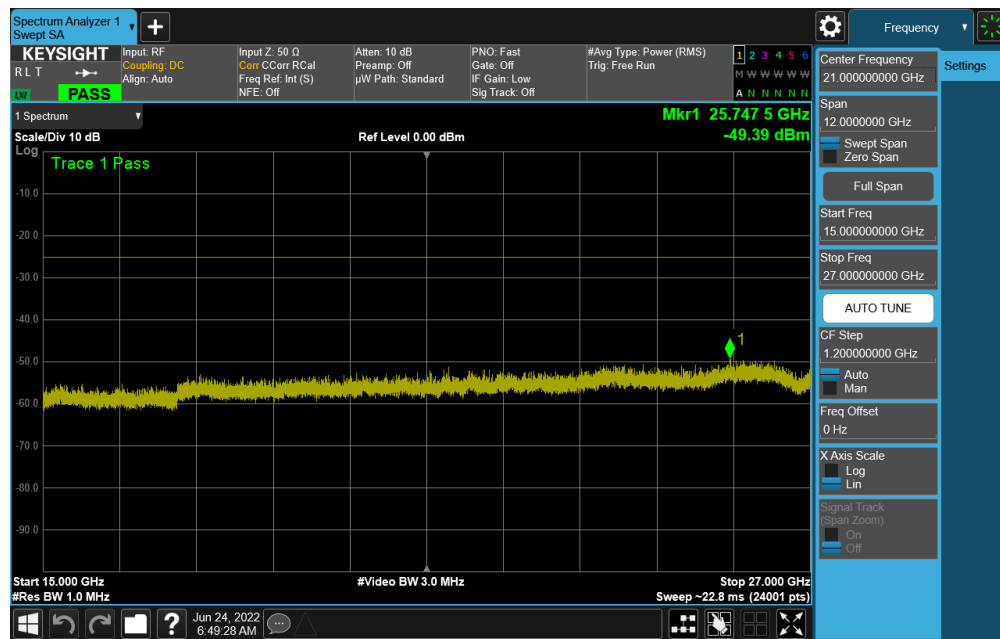
FCC ID: BCGA2435	 <b>PART 27 MEASUREMENT REPORT</b>		Approved by: Technical Manager
Test Report S/N: 1C2205090025-04-R2.BCG	Test Dates: 6/1/2022 – 9/12/2022	EUT Type: Tablet Device	Page 115 of 274

V2.1 2/15/2022


Unless otherwise specified, no part of this report may be reproduced or utilized in any part, form or by any means, electronic or mechanical, including photocopying and microfilm, without permission in writing from Element Washington DC LLC. If you have any questions about this or have an enquiry about obtaining additional rights to this report or assembly of contents thereof, please contact [ct.info@element.com](mailto:ct.info@element.com).



Plot 7-188. Conducted Spurious Plot (NR Band n41 - 100MHz DFT-s-OFDM QPSK - RB Size 1, RB Offset 0 - Mid Channel)

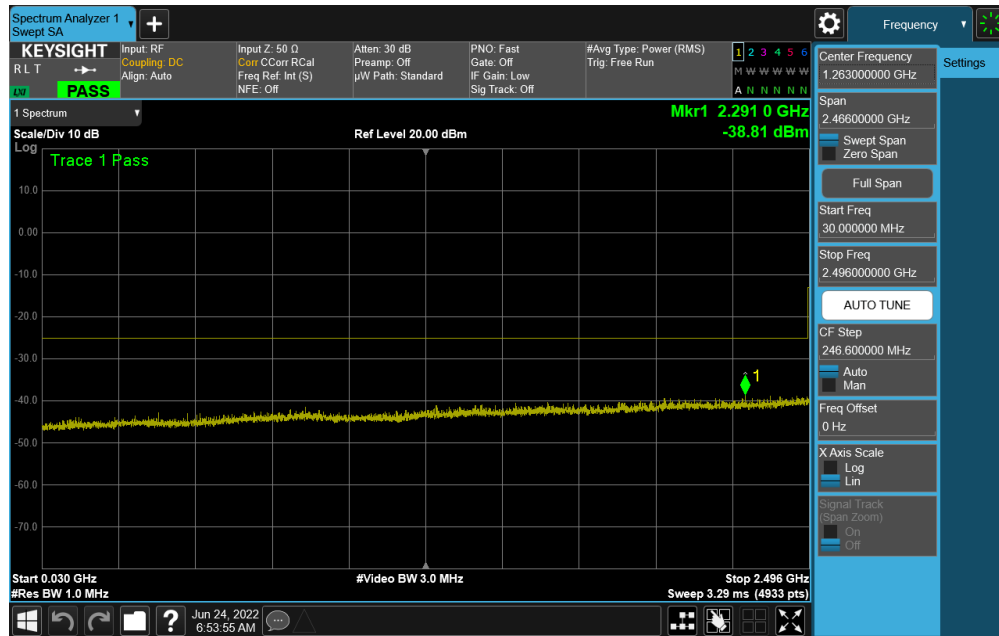


Plot 7-189. Conducted Spurious Plot (NR Band n41 - 100MHz DFT-s-OFDM QPSK - RB Size 1, RB Offset 0 - Mid Channel)

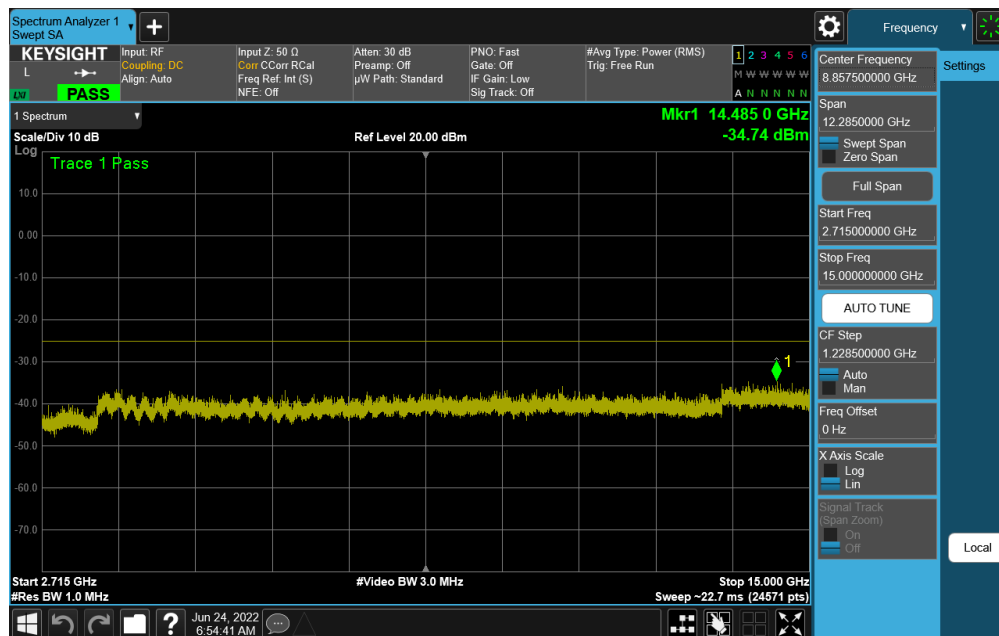
FCC ID: BCGA2435	 <b>PART 27 MEASUREMENT REPORT</b>		Approved by: Technical Manager
Test Report S/N: 1C2205090025-04-R2.BCG	Test Dates: 6/1/2022 – 9/12/2022	EUT Type: Tablet Device	Page 116 of 274

V2.1 2/15/2022

Unless otherwise specified, no part of this report may be reproduced or utilized in any part, form or by any means, electronic or mechanical, including photocopying and microfilm, without permission in writing from Element Washington DC LLC. If you have any questions about this or have an enquiry about obtaining additional rights to this report or assembly of contents thereof, please contact [ct.info@element.com](mailto:ct.info@element.com).



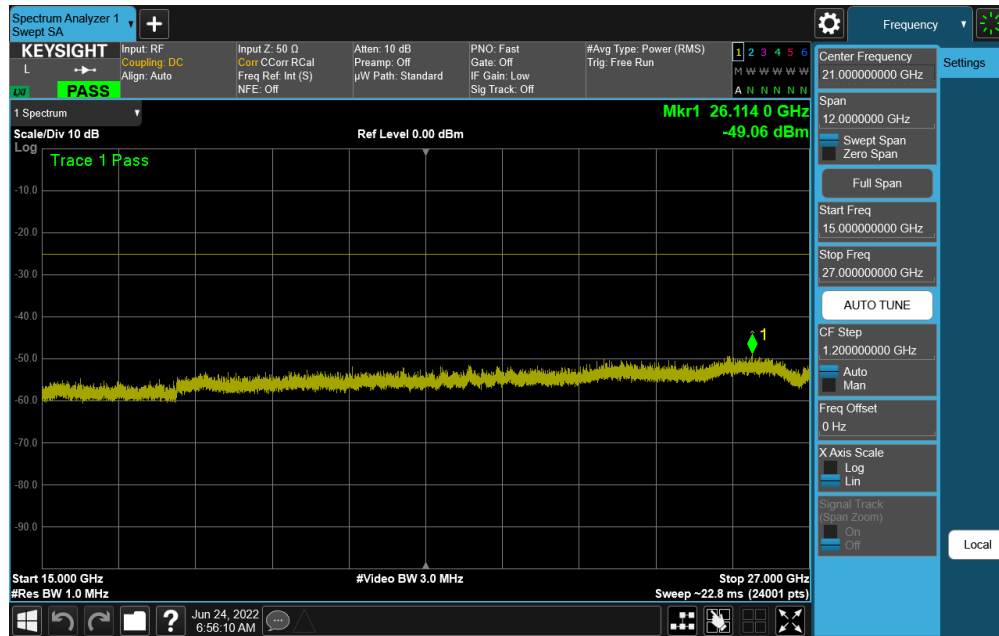
Plot 7-190. Conducted Spurious Plot (NR Band n41 - 100MHz DFT-s-OFDM QPSK - RB Size 1, RB Offset 0 - High Channel)




Plot 7-191. Conducted Spurious Plot (NR Band n41 - 100MHz DFT-s-OFDM QPSK - RB Size 1, RB Offset 0 - High Channel)

FCC ID: BCGA2435	<p>element PART 27 MEASUREMENT REPORT</p>		Approved by: Technical Manager
Test Report S/N: 1C2205090025-04-R2.BCG	Test Dates: 6/1/2022 – 9/12/2022	EUT Type: Tablet Device	Page 117 of 274

V2.1 2/15/2022

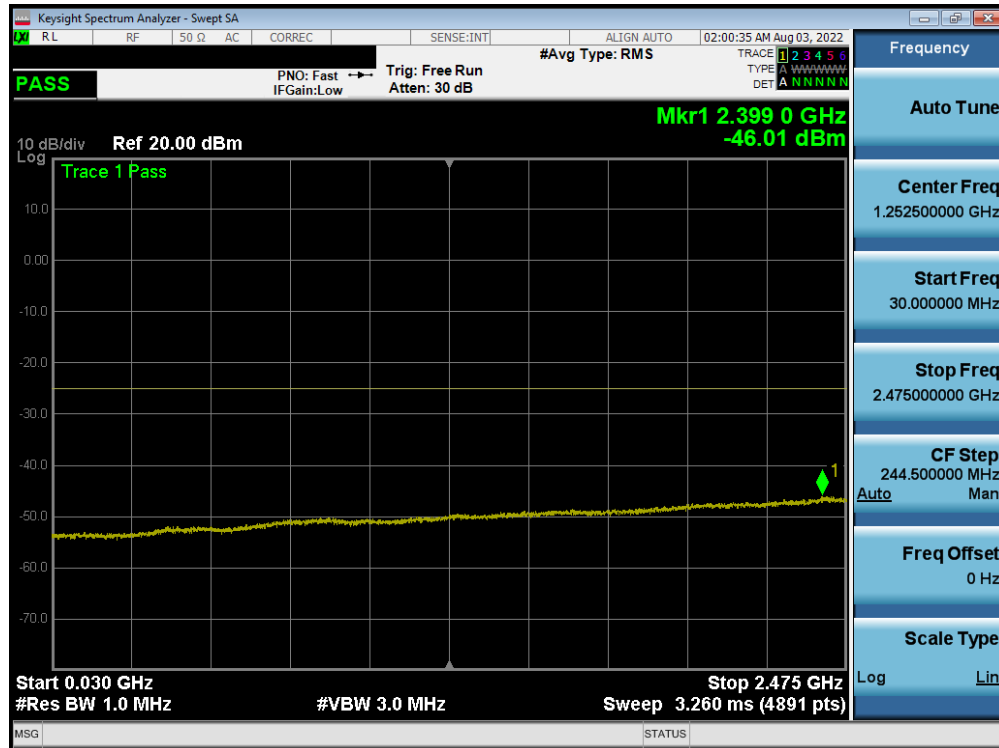


Plot 7-192. Conducted Spurious Plot (NR Band n41 - 100MHz DFT-s-OFDM QPSK - RB Size 1, RB Offset 0 - High Channel)

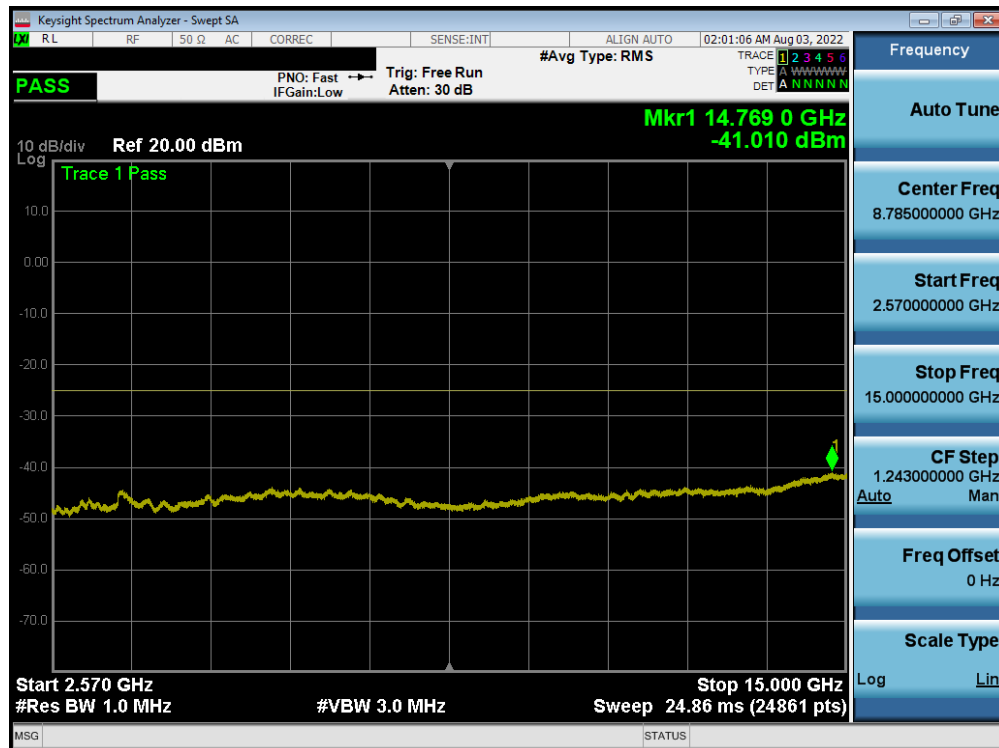
FCC ID: BCGA2435	 <b>PART 27 MEASUREMENT REPORT</b>		Approved by: Technical Manager
Test Report S/N: 1C2205090025-04-R2.BCG	Test Dates: 6/1/2022 – 9/12/2022	EUT Type: Tablet Device	Page 118 of 274

V2.1 2/15/2022


## ULCA - LTE B7



Plot 7-193. Conducted Spurious Plot (ULCA LTE B7 – (20+20)MHz QPSK - RB Size 1, RB Offset 0 - Low Channel)

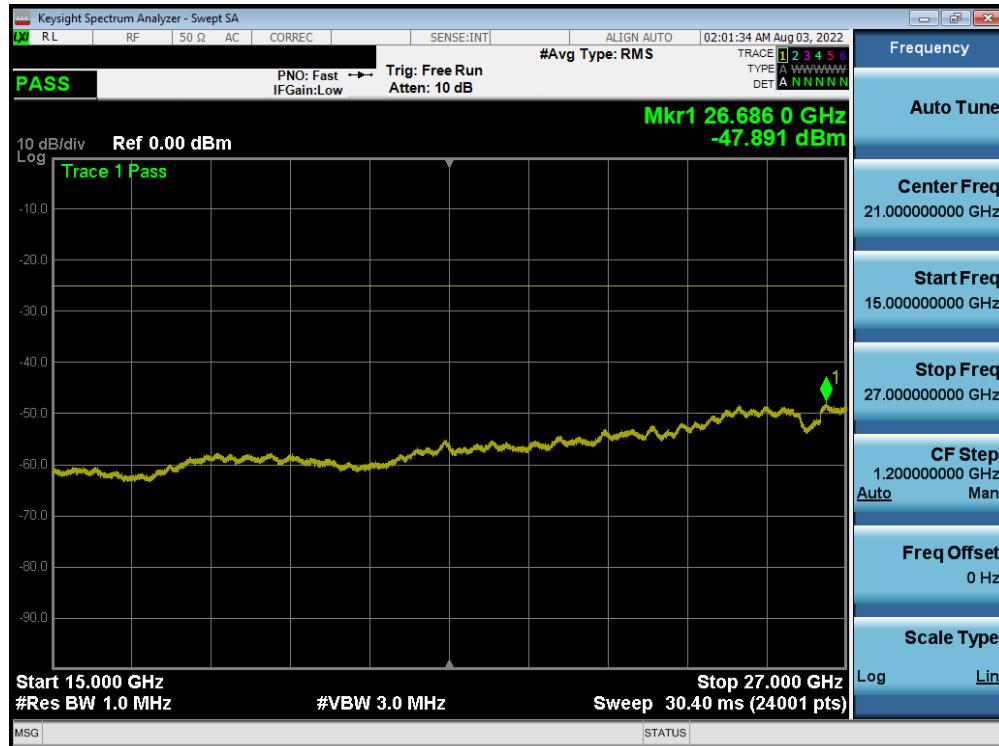


Plot 7-194. Conducted Spurious Plot (ULCA LTE B7 - (20+20)MHz QPSK - RB Size 1, RB Offset 0 - Low Channel)

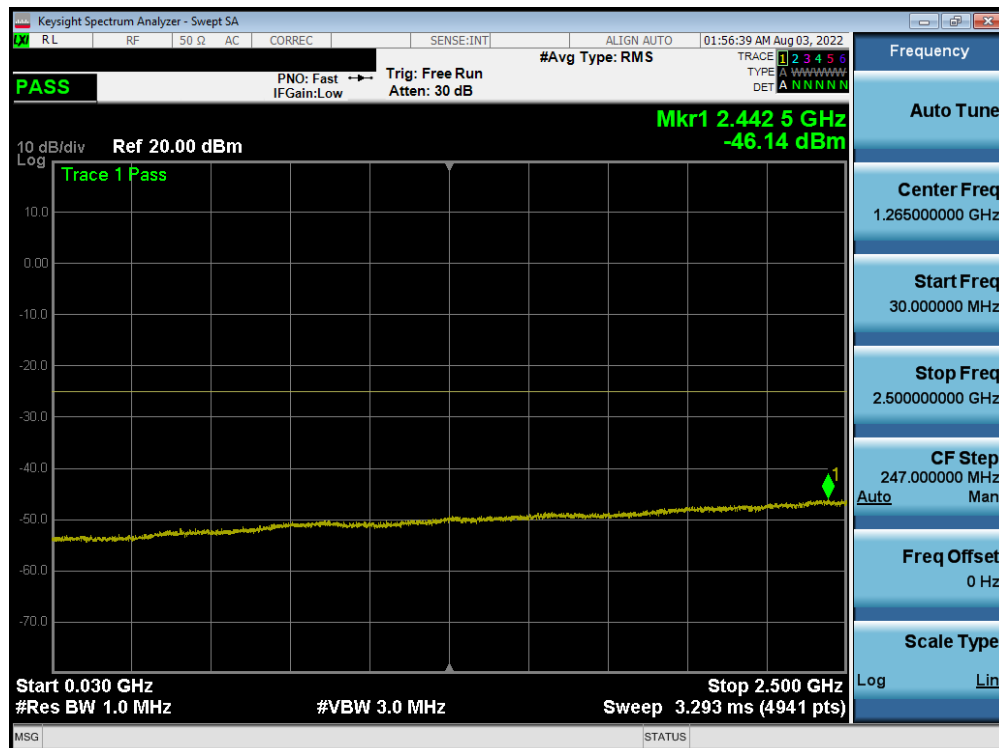
FCC ID: BCGA2435		PART 27 MEASUREMENT REPORT	Approved by: Technical Manager
Test Report S/N: 1C2205090025-04-R2.BCG	Test Dates: 6/1/2022 – 9/12/2022	EUT Type: Tablet Device	Page 119 of 274

V2.1 2/15/2022

Unless otherwise specified, no part of this report may be reproduced or utilized in any part, form or by any means, electronic or mechanical, including photocopying and microfilm, without permission in writing from Element Washington DC LLC. If you have any questions about this or have an enquiry about obtaining additional rights to this report or assembly of contents thereof, please contact [ct.info@element.com](mailto:ct.info@element.com).

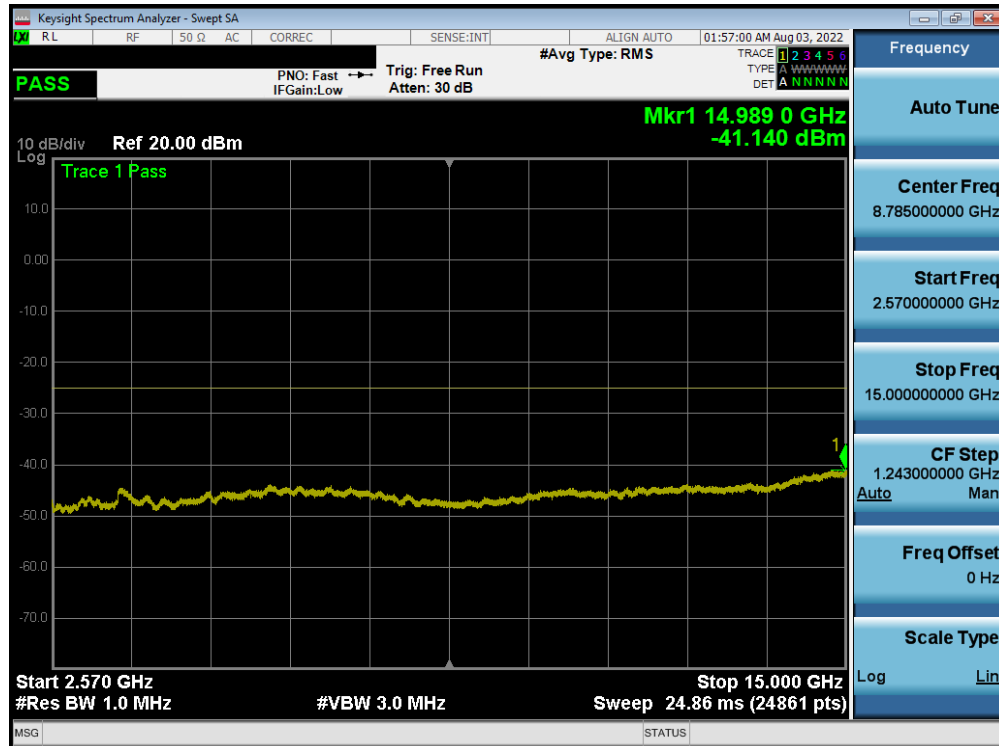


Plot 7-195. Conducted Spurious Plot (ULCA LTE B7 - (20+20)MHz QPSK - RB Size 1, RB Offset 0 - Low Channel)

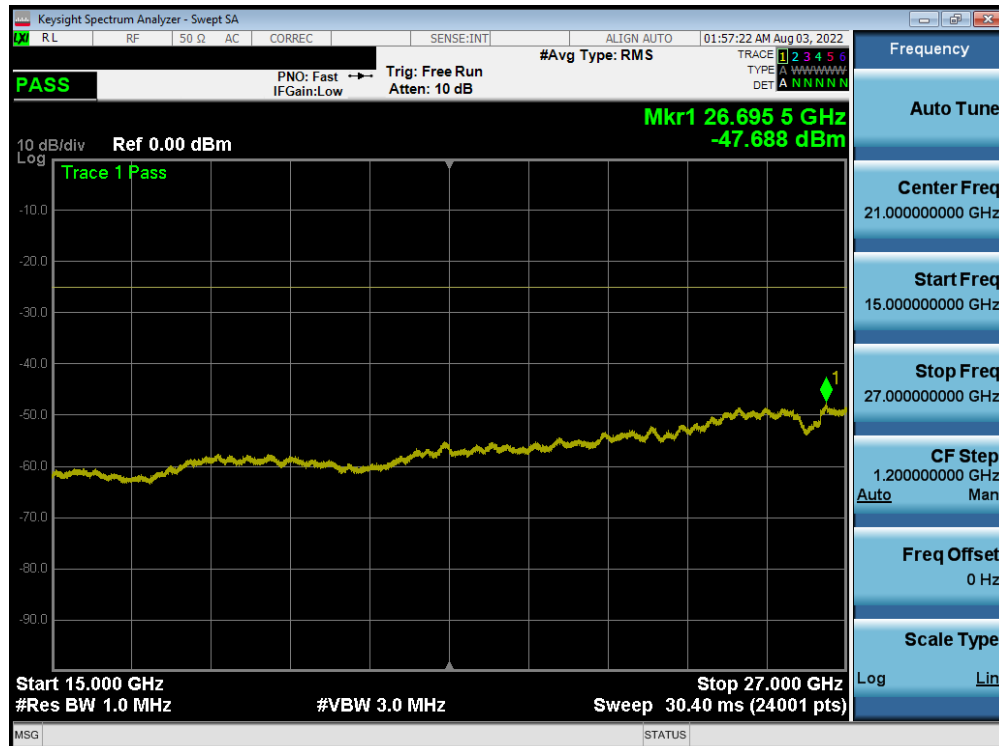


Plot 7-196. Conducted Spurious Plot (ULCA LTE B7 - (20+20)MHz QPSK - RB Size 1, RB Offset 0 - Mid Channel)

FCC ID: BCGA2435	PART 27 MEASUREMENT REPORT		Approved by: Technical Manager
Test Report S/N: 1C2205090025-04-R2.BCG	Test Dates: 6/1/2022 – 9/12/2022	EUT Type: Tablet Device	Page 120 of 274

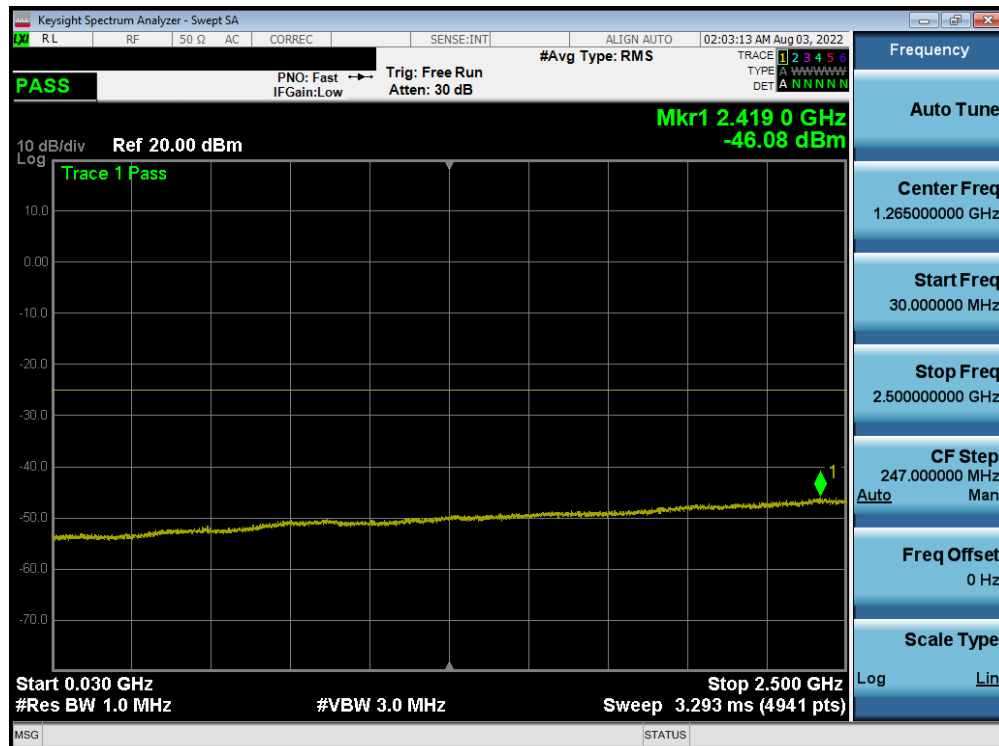


Plot 7-197. Conducted Spurious Plot (ULCA LTE B7 - (20+20)MHz QPSK - RB Size 1, RB Offset 0 - Mid Channel)

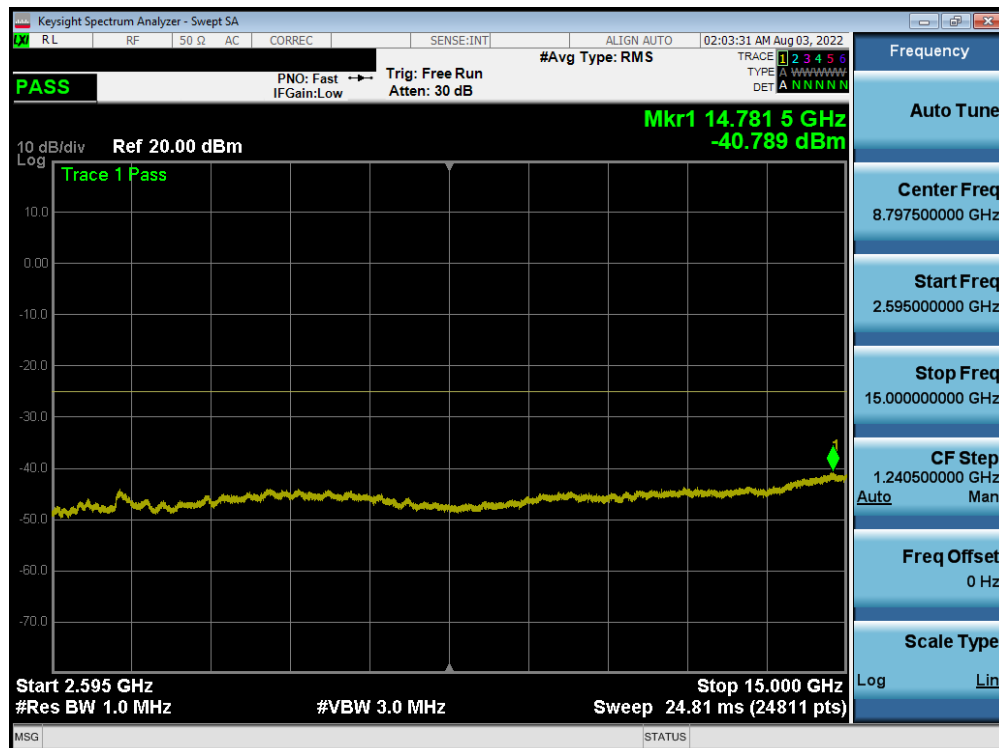


Plot 7-198. Conducted Spurious Plot (ULCA LTE B7 - (20+20)MHz QPSK - RB Size 1, RB Offset 0 - Mid Channel)

FCC ID: BCGA2435	element	PART 27 MEASUREMENT REPORT	Approved by: Technical Manager
Test Report S/N: 1C2205090025-04-R2.BCG	Test Dates: 6/1/2022 – 9/12/2022	EUT Type: Tablet Device	Page 121 of 274

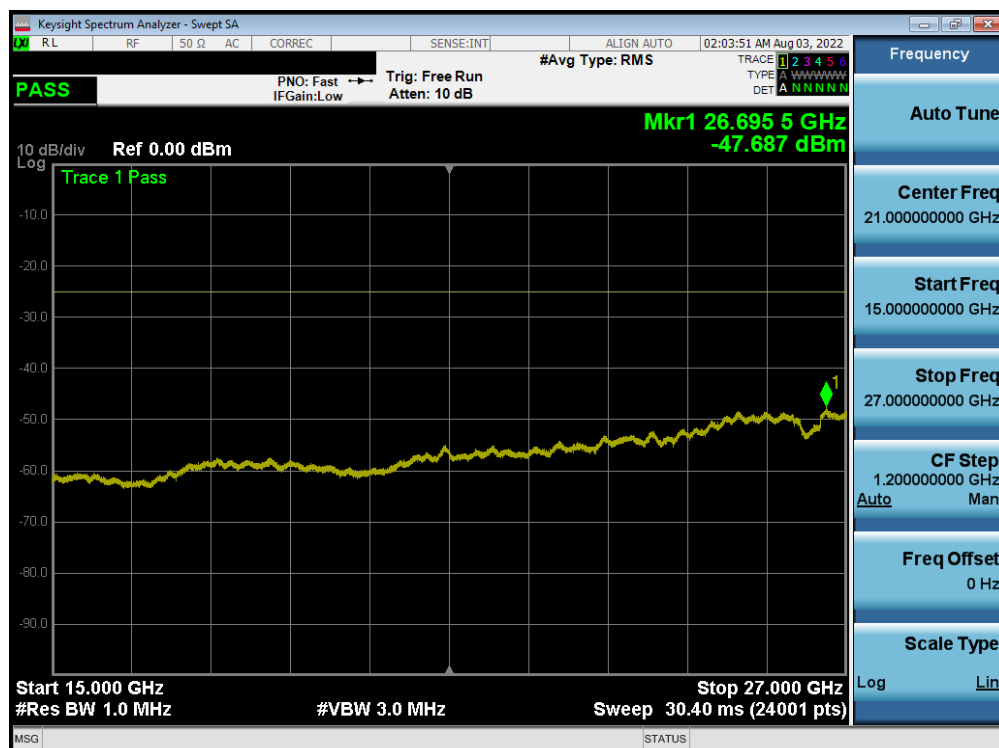


Plot 7-199. Conducted Spurious Plot (ULCA LTE B7 - (20+20)MHz QPSK - RB Size 1, RB Offset 0 - High Channel)



Plot 7-200. Conducted Spurious Plot (ULCA LTE B7 - (20+20)MHz QPSK - RB Size 1, RB Offset 0 - High Channel)

FCC ID: BCGA2435	element	PART 27 MEASUREMENT REPORT	Approved by: Technical Manager
Test Report S/N: 1C2205090025-04-R2.BCG	Test Dates: 6/1/2022 – 9/12/2022	EUT Type: Tablet Device	Page 122 of 274

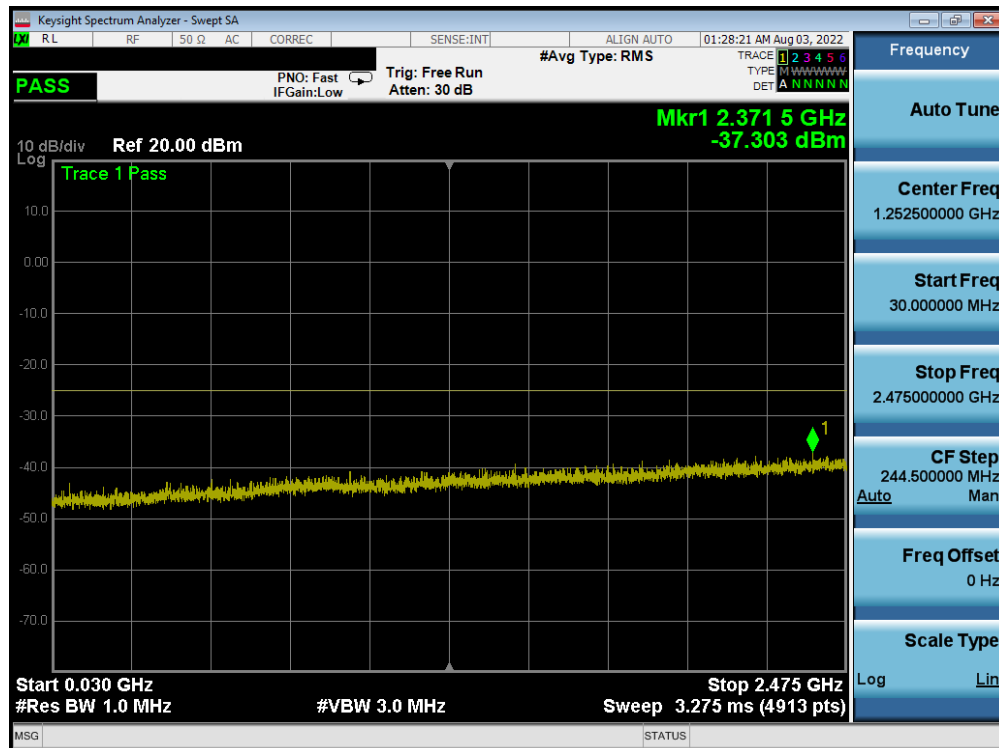


Plot 7-201. Conducted Spurious Plot (ULCA LTE B7 - (20+20)MHz QPSK - RB Size 1, RB Offset 0 - High Channel)

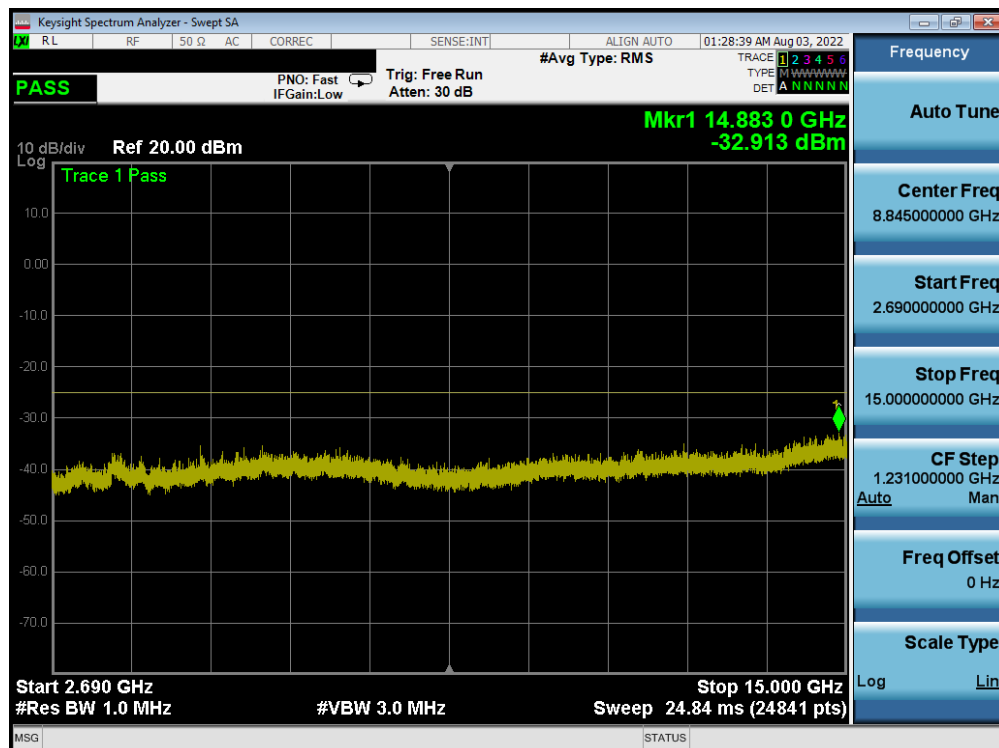
FCC ID: BCGA2435	<b>PART 27 MEASUREMENT REPORT</b>		Approved by: Technical Manager
Test Report S/N: 1C2205090025-04-R2.BCG	Test Dates: 6/1/2022 – 9/12/2022	EUT Type: Tablet Device	Page 123 of 274

V2.1 2/15/2022


## ULCA - LTE B41



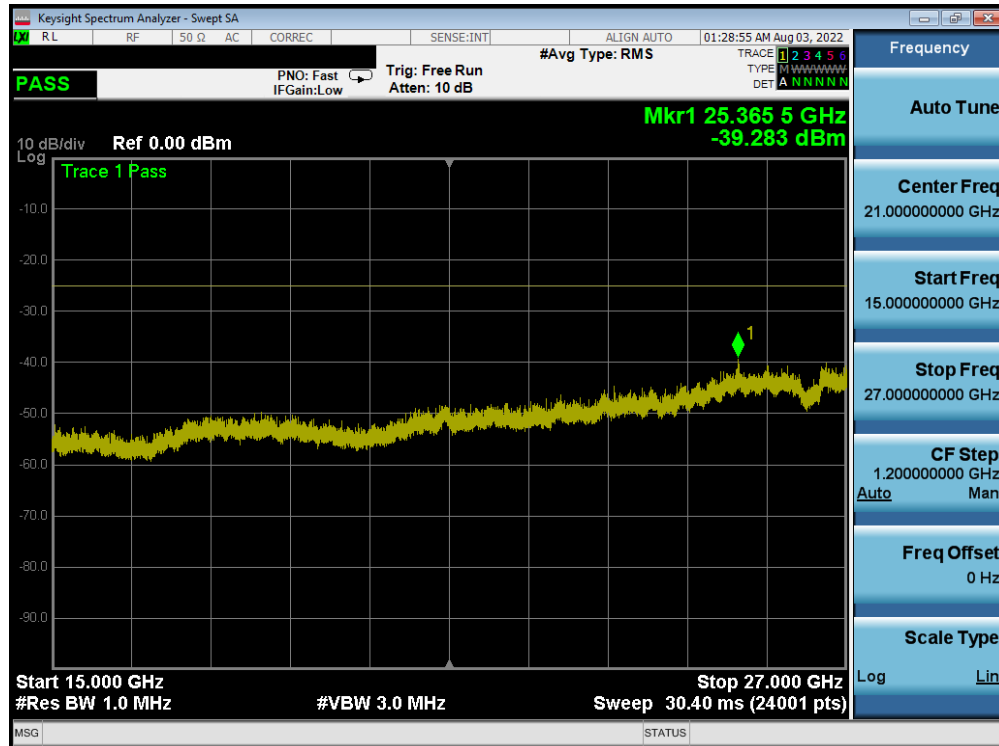
Plot 7-202. Conducted Spurious Plot (ULCA LTE B41 - (20+20)MHz QPSK - RB Size 1, RB Offset 0 - Low Channel)



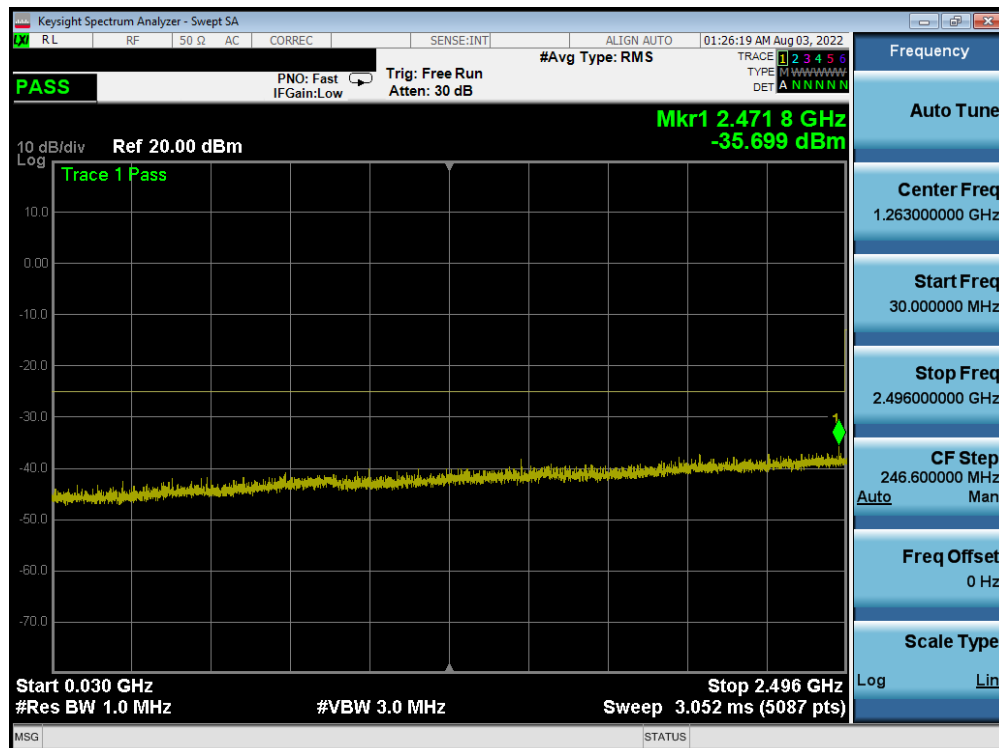
Plot 7-203. Conducted Spurious Plot (ULCA LTE B41 - (20+20)MHz QPSK - RB Size 1, RB Offset 0 - Low Channel)

FCC ID: BCGA2435	 PART 27 MEASUREMENT REPORT	Approved by: Technical Manager
Test Report S/N: 1C2205090025-04-R2.BCG	Test Dates: 6/1/2022 – 9/12/2022	EUT Type: Tablet Device
		Page 124 of 274

V2.1 2/15/2022



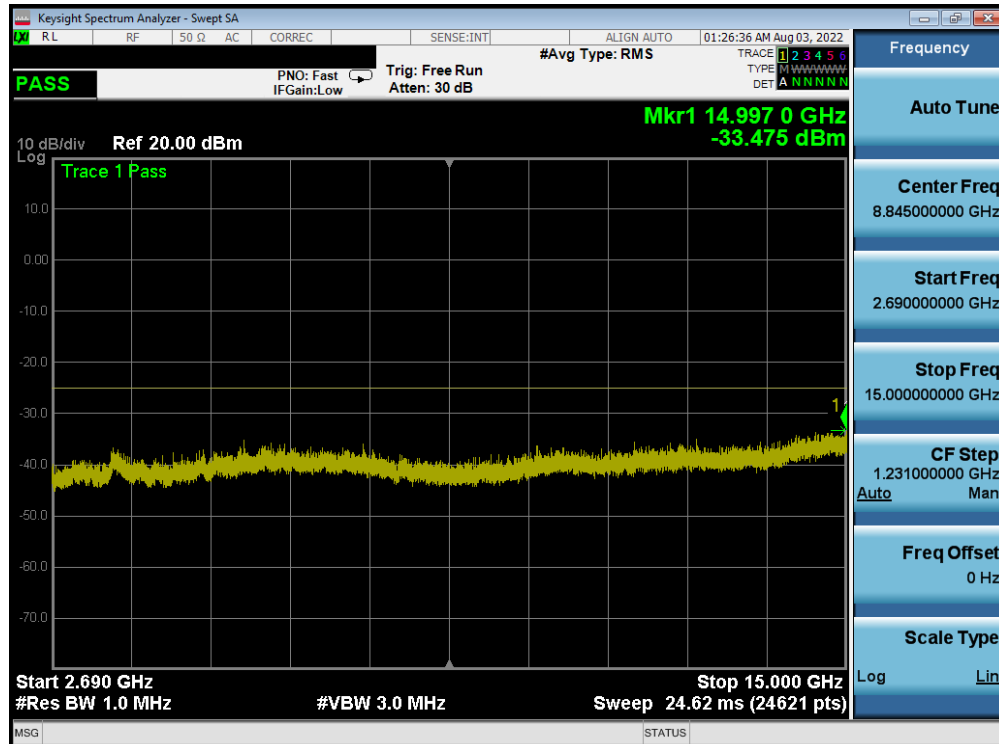
Plot 7-204. Conducted Spurious Plot (ULCA LTE B41 - (20+20)MHz QPSK - RB Size 1, RB Offset 0 - Low Channel)



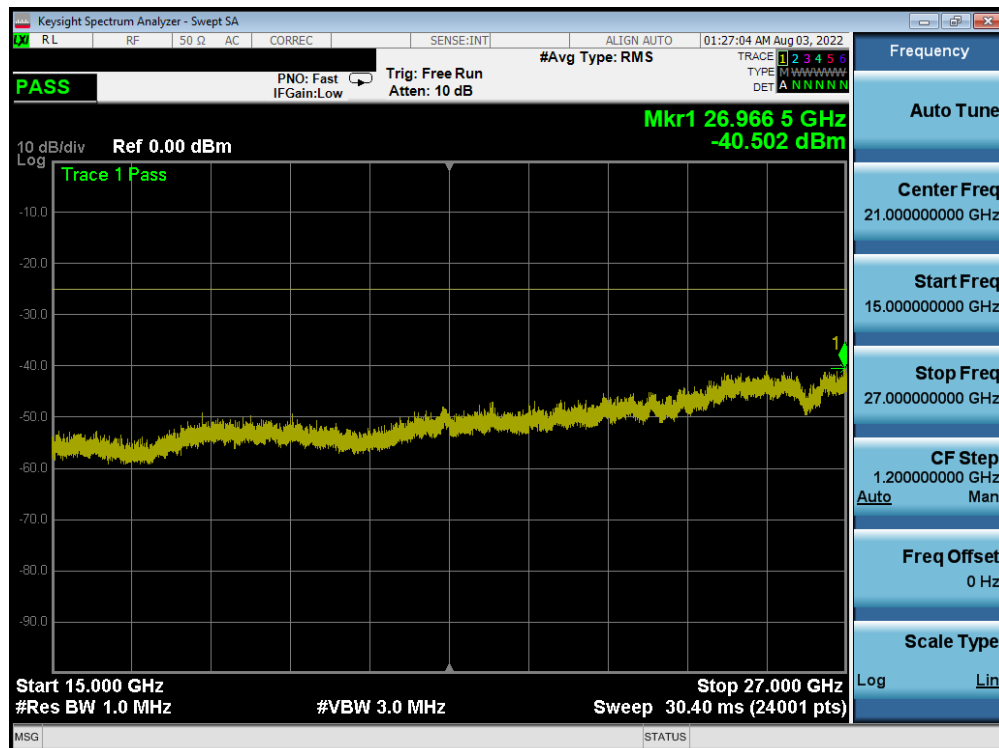
Plot 7-205. Conducted Spurious Plot (ULCA LTE B41 - (20+20)MHz QPSK - RB Size 1, RB Offset 0 - Mid Channel)

FCC ID: BCGA2435	element	PART 27 MEASUREMENT REPORT	Approved by: Technical Manager
Test Report S/N: 1C2205090025-04-R2.BCG	Test Dates: 6/1/2022 – 9/12/2022	EUT Type: Tablet Device	Page 125 of 274

V2.1 2/15/2022



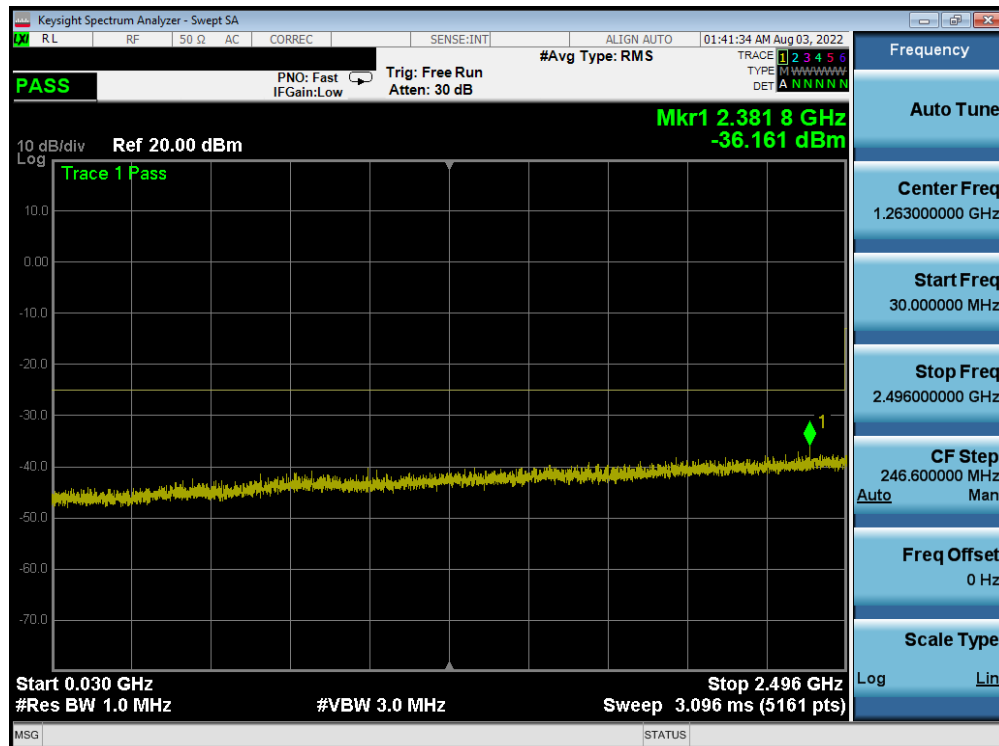
Plot 7-206. Conducted Spurious Plot (ULCA LTE B41 - (20+20)MHz QPSK - RB Size 1, RB Offset 0 - Mid Channel)



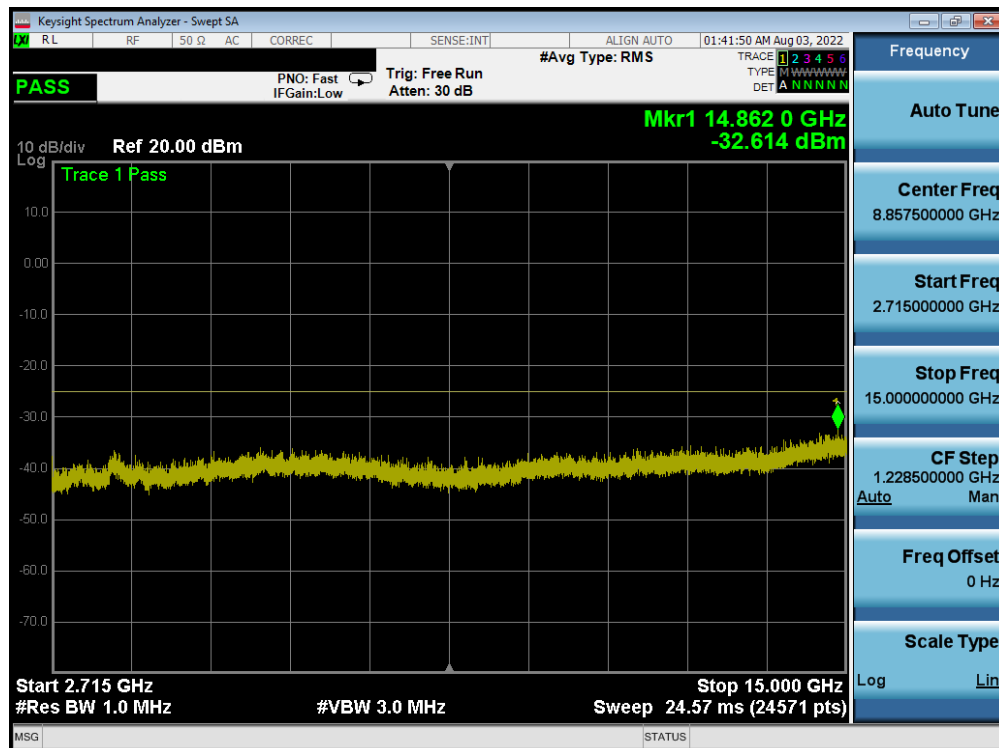
Plot 7-207. Conducted Spurious Plot (ULCA LTE B41 - (20+20)MHz QPSK - RB Size 1, RB Offset 0 - Mid Channel)

FCC ID: BCGA2435	element	PART 27 MEASUREMENT REPORT	Approved by: Technical Manager
Test Report S/N: 1C2205090025-04-R2.BCG	Test Dates: 6/1/2022 – 9/12/2022	EUT Type: Tablet Device	Page 126 of 274

V2.1 2/15/2022

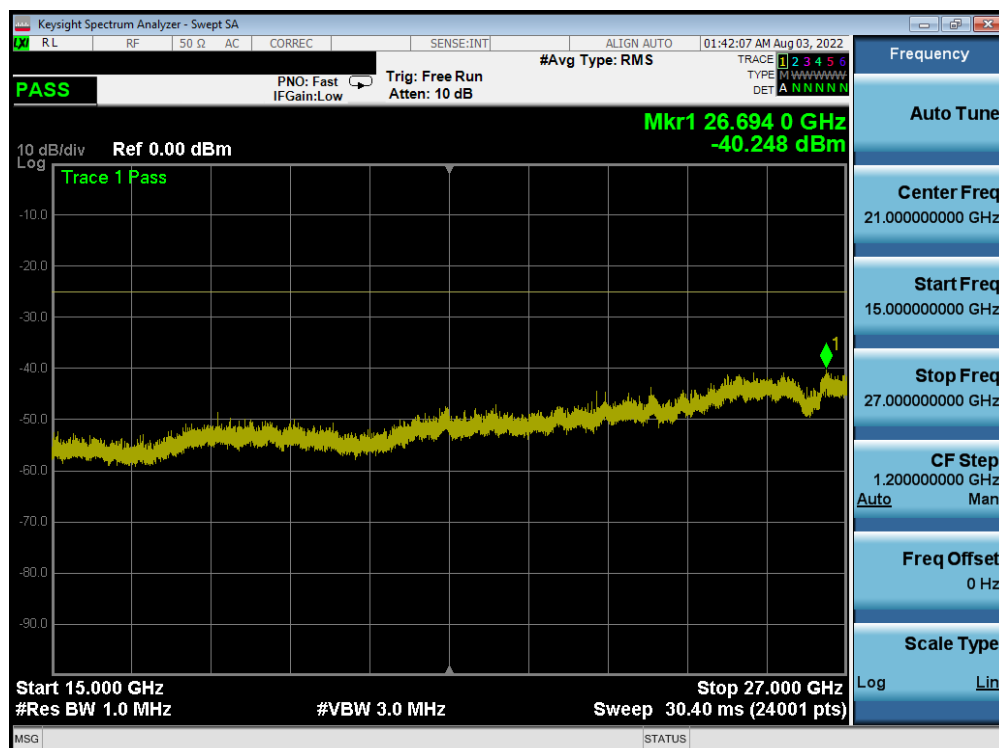


Plot 7-208. Conducted Spurious Plot (ULCA LTE B41 - (20+20)MHz QPSK - RB Size 1, RB Offset 0 - High Channel)



Plot 7-209. Conducted Spurious Plot (ULCA LTE B41 - (20+20)MHz QPSK - RB Size 1, RB Offset 0 - High Channel)

FCC ID: BCGA2435	<p>element PART 27 MEASUREMENT REPORT</p>		Approved by: Technical Manager
Test Report S/N: 1C2205090025-04-R2.BCG	Test Dates: 6/1/2022 – 9/12/2022	EUT Type: Tablet Device	Page 127 of 274



Plot 7-210. Conducted Spurious Plot (ULCA LTE B41 - (20+20)MHz QPSK - RB Size 1, RB Offset 0 - High Channel)

FCC ID: BCGA2435	<b>PART 27 MEASUREMENT REPORT</b>		Approved by: Technical Manager
Test Report S/N: 1C2205090025-04-R2.BCG	Test Dates: 6/1/2022 – 9/12/2022	EUT Type: Tablet Device	Page 128 of 274

V2.1 2/15/2022

## 7.4 Band Edge Emissions at Antenna Terminal

§2.1051, §27.53(a), §27.53(m)

### Test Overview

All out of band emissions are measured with a spectrum analyzer connected to the antenna terminal of the EUT while the EUT is operating at maximum power, and at the appropriate frequencies. All data rates were investigated to determine the worst case configuration. All modes of operation were investigated and the worst case configuration results are reported in this section. All ports were tested and only the worst case data was reported.

***The minimum permissible attenuation level for Band 30 is  $> 43 + 10 \log_{10} (P[\text{Watts}]$  at 2300-2305MHz & 2345-2360MHz,  $> 55 + 10 \log_{10} (P[\text{Watts}]$  at 2320-2324MHz & 2341-2345MHz,  $> 61 + 10 \log_{10} (P[\text{Watts}]$  at 2324-2328MHz & 2337-2341MHz,  $> 67 + 10 \log_{10} (P[\text{Watts}]$  at 2288-2292MHz & 2328-2337MHz, and  $> 70 + 10 \log_{10} (P[\text{Watts}]$  at frequencies  $< 2288\text{MHz}$  &  $> 2365\text{MHz}$ .***

***For LTE Bands 7, 41, and NR FR1 Band n41 the minimum permissible attenuation level is noted in the Test Notes on the following page.***

### Test Procedure Used

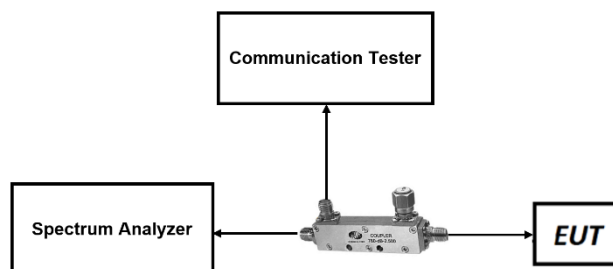
KDB 971168 D01 v03r01 – Section 6.0

### Test Settings


1. Start and stop frequency were set such that the band edge would be placed in the center of the plot
2. Span was set large enough so as to capture all out of band emissions near the band edge
3. RBW  $\geq 1\%$  of the emission bandwidth
4. VBW  $\geq 3 \times \text{RBW}$
5. Detector = RMS
6. Number of sweep points  $\geq 2 \times \text{Span/RBW}$
7. Trace mode = trace average for continuous emissions, max hold for pulse emissions
8. Sweep time = auto couple
9. The trace was allowed to stabilize

### Test Setup

The EUT and measurement equipment were set up as shown in the diagram below.




**Figure 7-3. Test Instrument & Measurement Setup**

FCC ID: BCGA2435		PART 27 MEASUREMENT REPORT	Approved by: Technical Manager
Test Report S/N: 1C2205090025-04-R2.BCG	Test Dates: 6/1/2022 – 9/12/2022	EUT Type: Tablet Device	Page 129 of 274

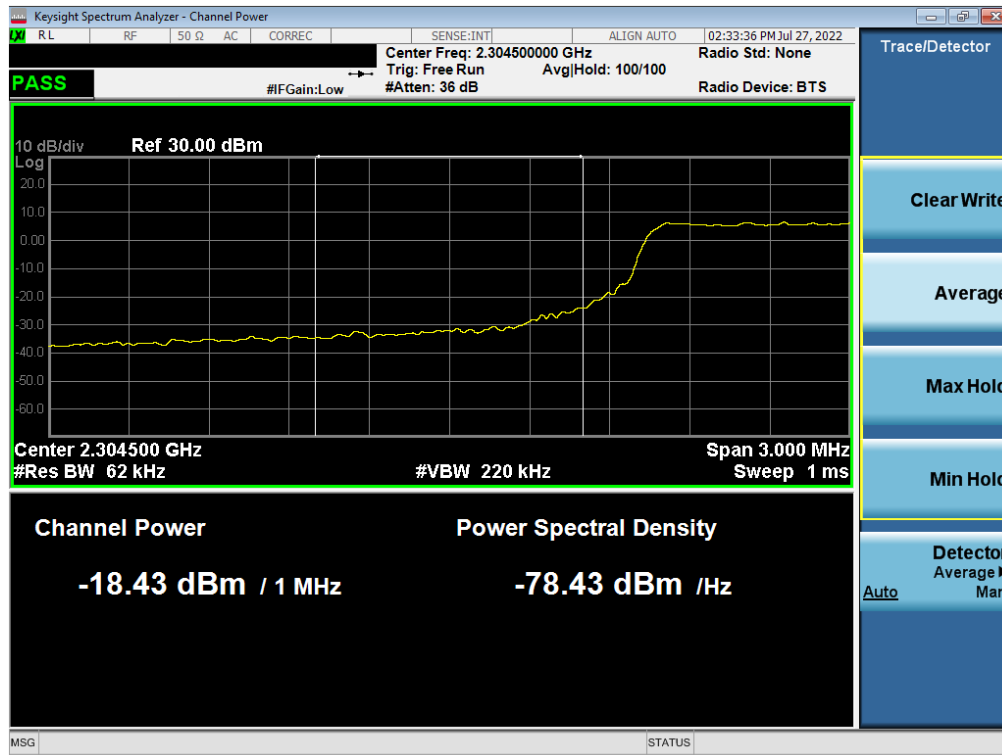
## Test Notes

1. Per 27.53(h), in the 1 MHz bands immediately outside and adjacent to the frequency block a resolution bandwidth of at least one percent of the emission bandwidth of the fundamental emission of the transmitter may be employed to demonstrate compliance with the out-of-band emissions limit. The emission bandwidth is defined as the width of the signal between two points, one below the carrier center frequency and one above the carrier center frequency, outside of which all emission are attenuated at least 26 dB below the transmitter power.
2. Per 27.53(a)(5) in the 1 MHz bands immediately outside and adjacent to the channel blocks at 2305, 2310, 2315, 2320, 2345, 2350, 2355, and 2360 MHz, a resolution bandwidth of at least 1 percent of the emission bandwidth of the fundamental emission of the transmitter may be employed. A narrower resolution bandwidth is permitted in all cases to improve measurement accuracy provided the measured power is integrated over the full required measurement bandwidth (i.e., 1 MHz). The emission bandwidth is defined as the width of the signal between two points, one below the carrier center frequency and one above the carrier center frequency, outside of which all emissions are attenuated at least 26 dB below the transmitter power.
3. Per 27.53(m) for operations in the BRS/EBS bands, the attenuation factor shall be not less than  $40 + 10 \log(P)$  dB on all frequencies between the channel edge and 5 megahertz from the channel edge,  $43 + 10 \log(P)$  dB on all frequencies between 5 megahertz and X megahertz from the channel edge, and  $55 + 10 \log(P)$  dB on all frequencies more than X megahertz from the channel edge, where X is the greater of 6 megahertz or the actual emission bandwidth. In addition, the attenuation factor shall not be less than  $43 + 10 \log(P)$  dB on all frequencies between 2490.5 MHz and 2496 MHz and  $55 + 10 \log(P)$  dB at or below 2490.5 MHz.
4. For NR operation, all subcarrier spacings (SCS) and transmission schemes (e.g. CP-OFDM and DFT-s-OFDM) were investigated to determine the worst case configuration. All modes of operation were investigated and the worst case configuration results are reported in this section.

<b>FCC ID:</b> BCGA2435		<b>PART 27 MEASUREMENT REPORT</b>	<b>Approved by:</b> Technical Manager
<b>Test Report S/N:</b> 1C2205090025-04-R2.BCG	<b>Test Dates:</b> 6/1/2022 – 9/12/2022	<b>EUT Type:</b> Tablet Device	Page 130 of 274

V2.1 2/15/2022


## LTE Band 30



Plot 7-211. Lower Band Edge Plot (LTE Band 30 - 5MHz QPSK – Full RB)

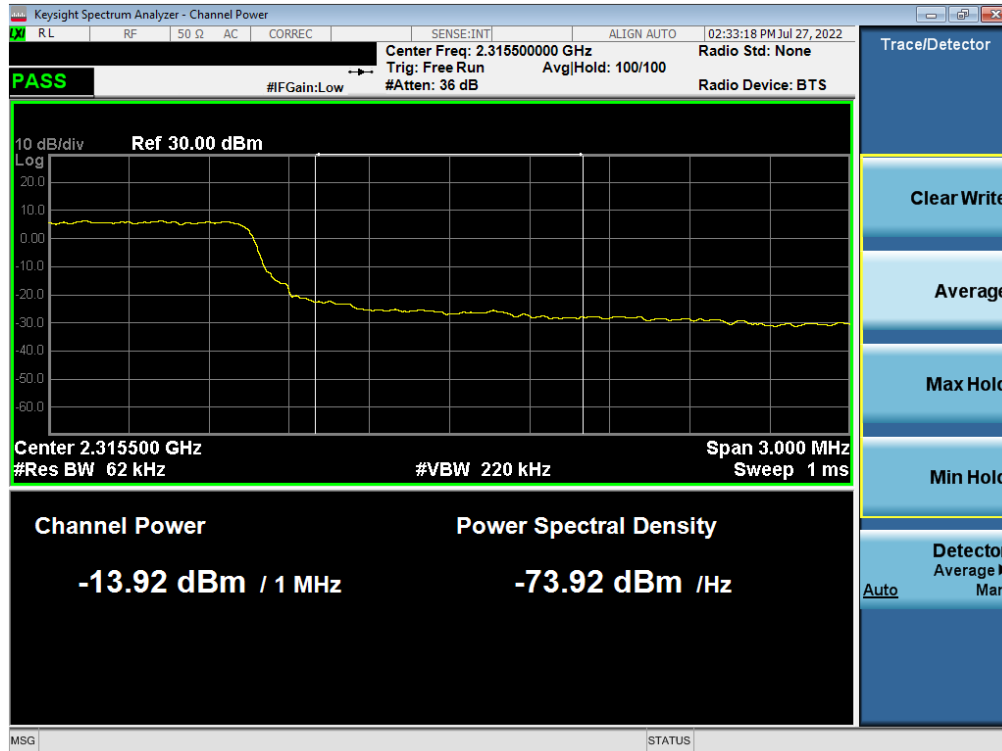


Plot 7-212. Extended Lower Band Edge Plot (LTE Band 30 - 5MHz QPSK – Full RB)

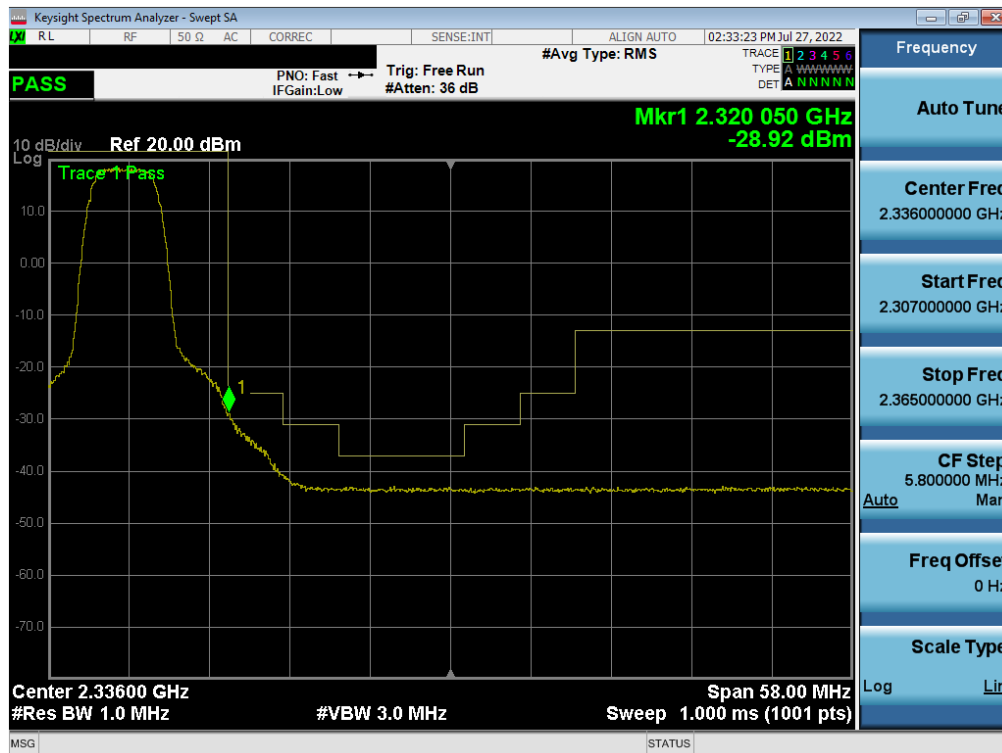
FCC ID: BCGA2435	 PART 27 MEASUREMENT REPORT		Approved by: Technical Manager
Test Report S/N: 1C2205090025-04-R2.BCG	Test Dates: 6/1/2022 – 9/12/2022	EUT Type: Tablet Device	Page 131 of 274

V2.1 2/15/2022

Unless otherwise specified, no part of this report may be reproduced or utilized in any part, form or by any means, electronic or mechanical, including photocopying and microfilm, without permission in writing from Element Washington DC LLC. If you have any questions about this or have an enquiry about obtaining additional rights to this report or assembly of contents thereof, please contact [ct.info@element.com](mailto:ct.info@element.com).



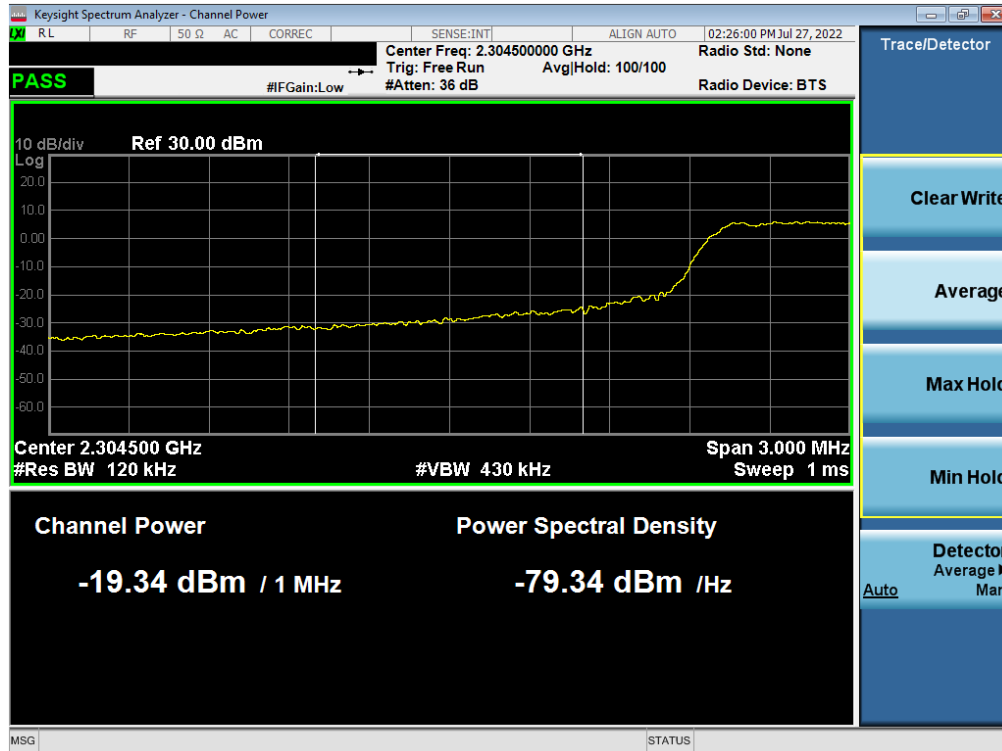
Plot 7-213. Upper Band Edge Plot (LTE Band 30 - 5MHz QPSK – Full RB)



Plot 7-214. Extended Upper Band Edge Plot (LTE Band 30 - 5MHz QPSK – Full RB)

FCC ID: BCGA2435	element	PART 27 MEASUREMENT REPORT	Approved by: Technical Manager
Test Report S/N: 1C2205090025-04-R2.BCG	Test Dates: 6/1/2022 – 9/12/2022	EUT Type: Tablet Device	Page 132 of 274

V2.1 2/15/2022



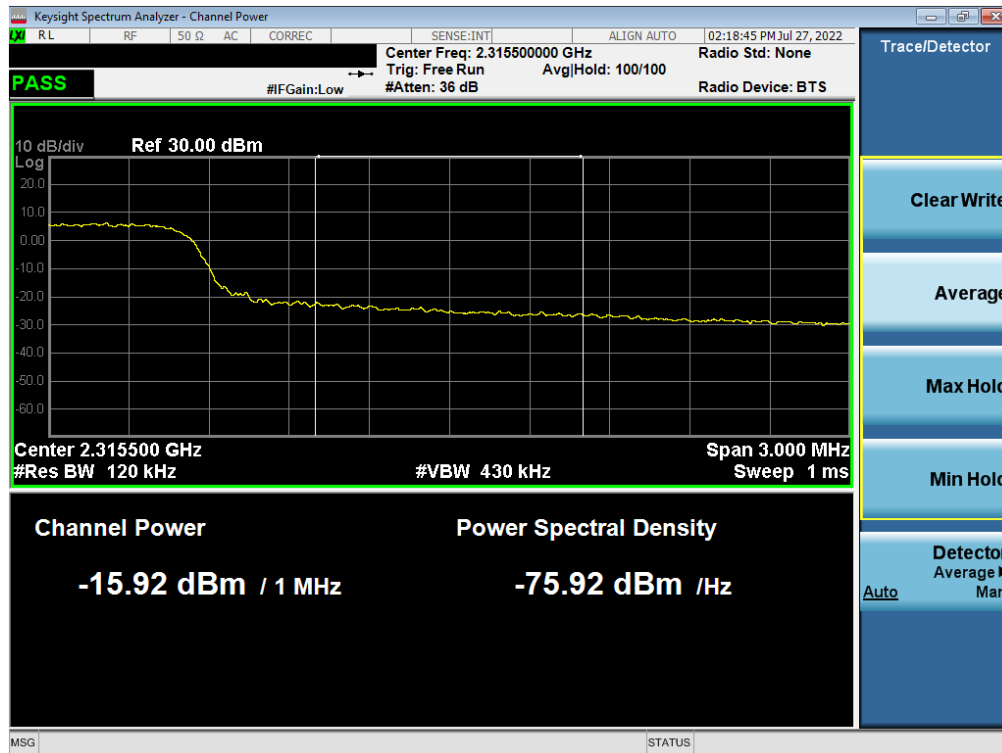
Plot 7-215. Lower Band Edge Plot (LTE Band 30 - 10MHz QPSK – Full RB)



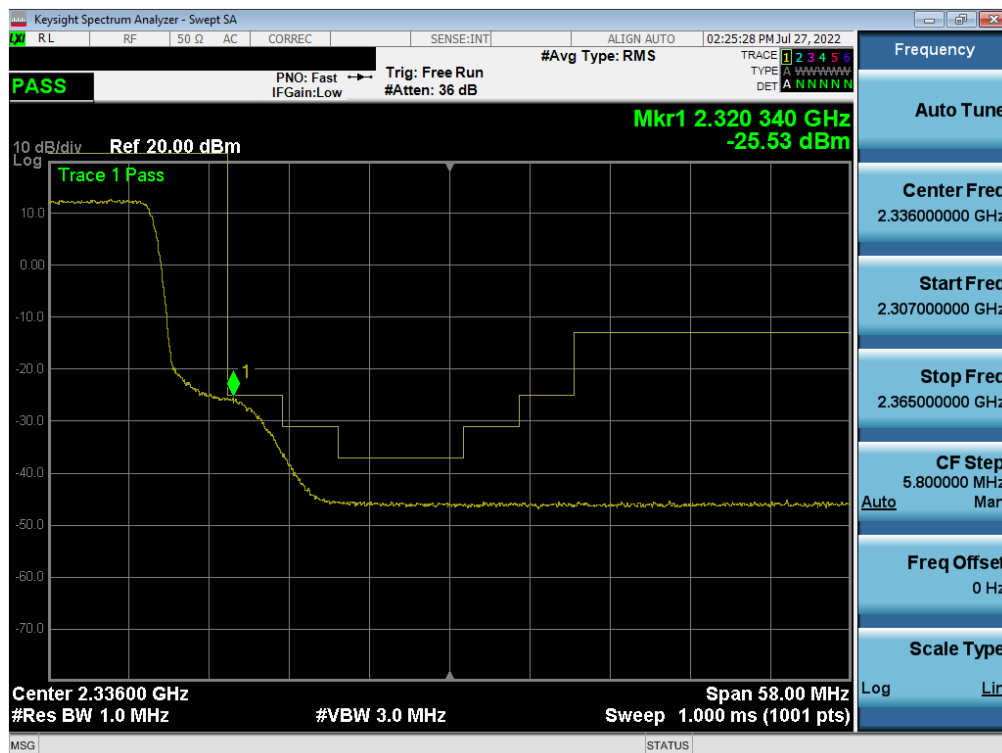
Plot 7-216. Extended Lower Band Edge Plot (LTE Band 30 - 10MHz QPSK – Full RB)

FCC ID: BCGA2435	element	PART 27 MEASUREMENT REPORT	Approved by: Technical Manager
Test Report S/N: 1C2205090025-04-R2.BCG	Test Dates: 6/1/2022 – 9/12/2022	EUT Type: Tablet Device	Page 133 of 274

V2.1 2/15/2022



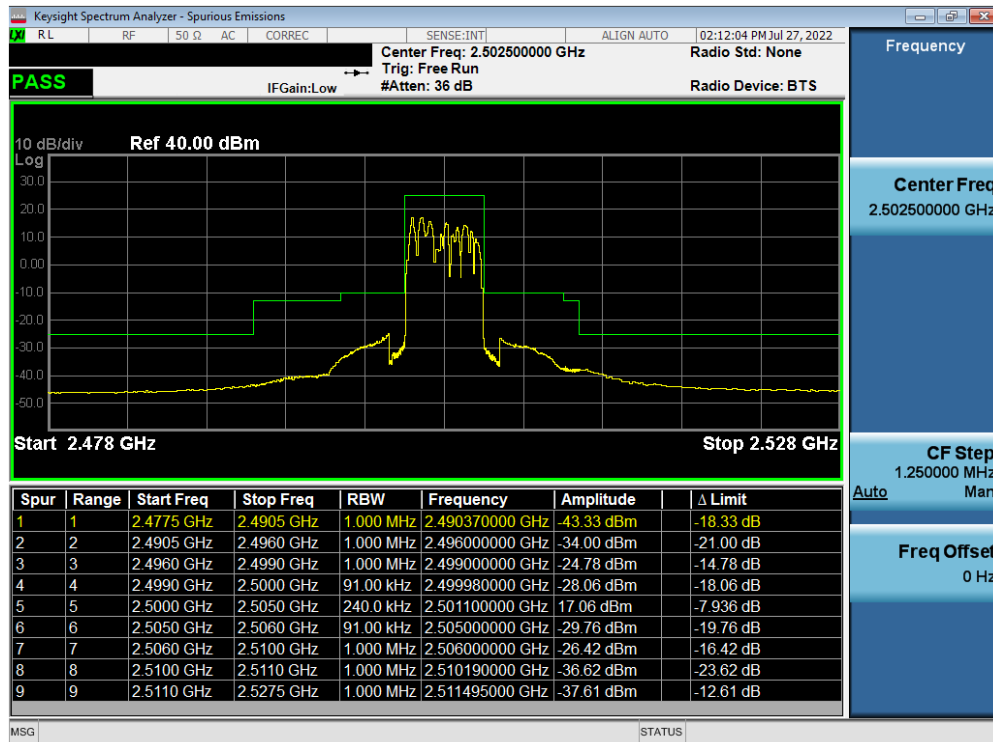
Plot 7-217. Upper Band Edge Plot (LTE Band 30 - 10MHz QPSK – Full RB)



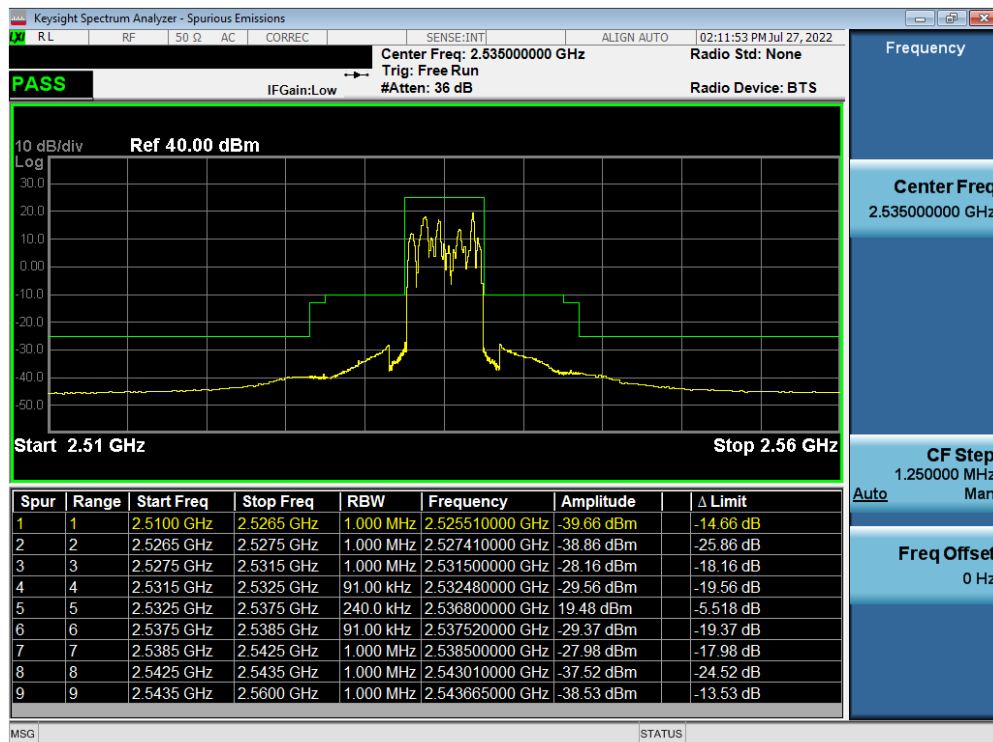
Plot 7-218. Extended Upper Band Edge Plot (LTE Band 30 - 10MHz QPSK – Full RB)

FCC ID: BCGA2435	element	PART 27 MEASUREMENT REPORT	Approved by: Technical Manager
Test Report S/N: 1C2205090025-04-R2.BCG	Test Dates: 6/1/2022 – 9/12/2022	EUT Type: Tablet Device	Page 134 of 274

## LTE Band 7

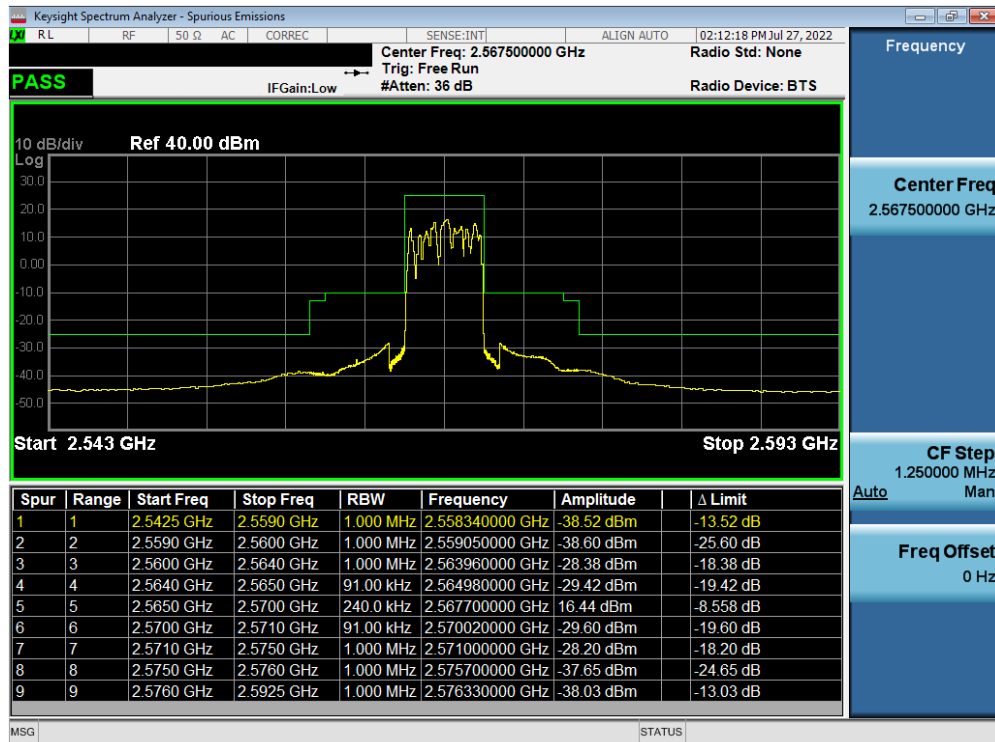


Plot 7-219. Lower ACP Plot (LTE Band 7 - 5MHz QPSK – Full RB)

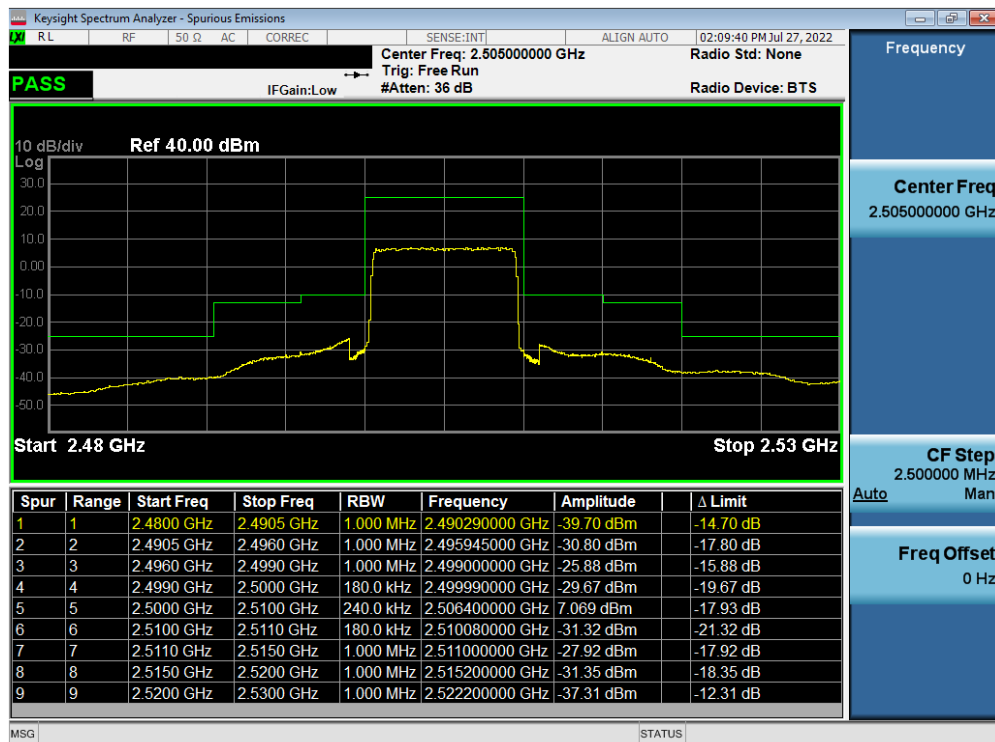


Plot 7-220. Middle ACP Plot (LTE Band 7 - 5MHz QPSK – Full RB)

FCC ID: BCGA2435	<b>PART 27 MEASUREMENT REPORT</b>		Approved by: Technical Manager
Test Report S/N: 1C2205090025-04-R2.BCG	Test Dates: 6/1/2022 – 9/12/2022	EUT Type: Tablet Device	Page 135 of 274



Plot 7-221. Upper ACP Plot (LTE Band 7 - 5MHz QPSK – Full RB)

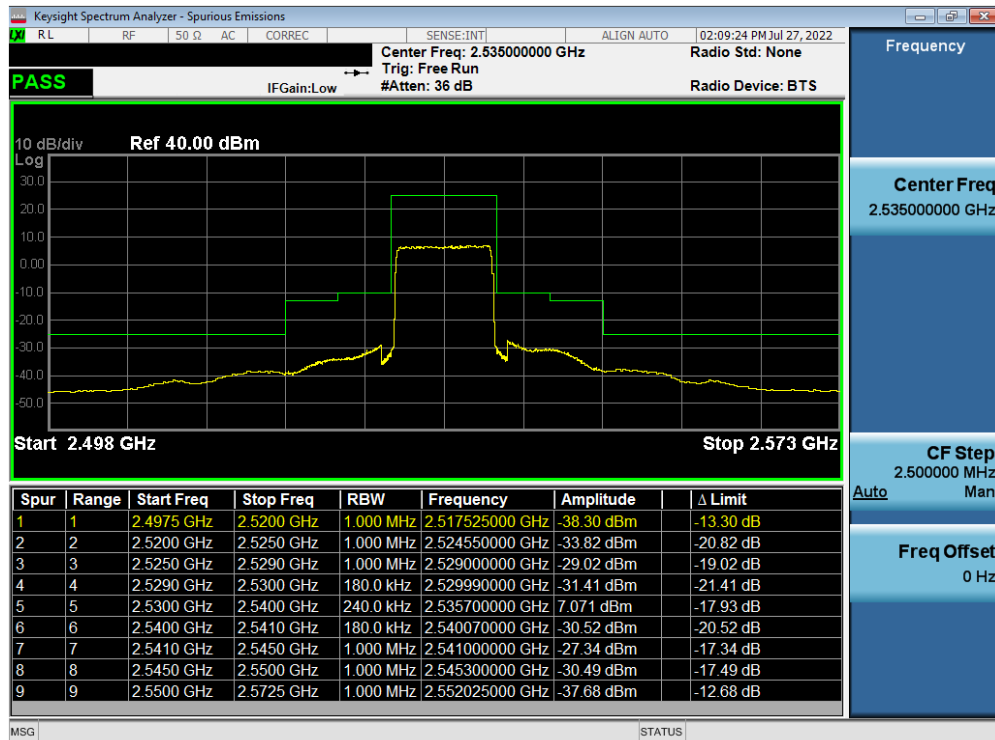


Plot 7-222. Lower ACP Plot (LTE Band 7 - 10MHz QPSK – Full RB)

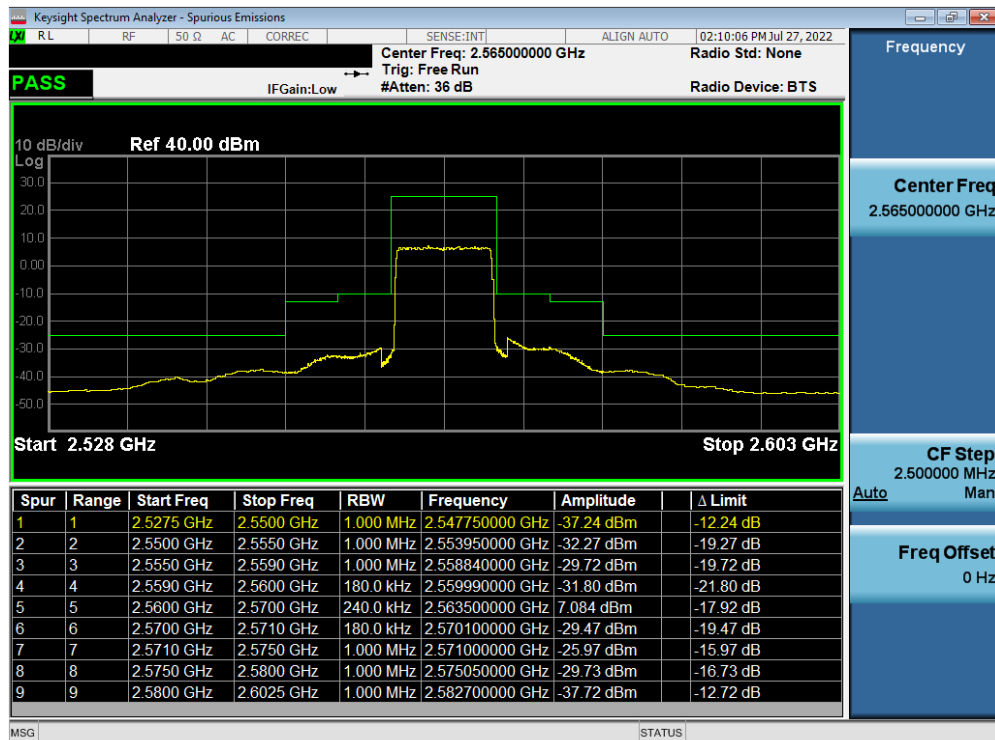
FCC ID: BCGA2435	element	PART 27 MEASUREMENT REPORT	Approved by: Technical Manager
Test Report S/N: 1C2205090025-04-R2.BCG	Test Dates: 6/1/2022 – 9/12/2022	EUT Type: Tablet Device	Page 136 of 274

V2.1 2/15/2022

Unless otherwise specified, no part of this report may be reproduced or utilized in any part, form or by any means, electronic or mechanical, including photocopying and microfilm, without permission in writing from Element Washington DC LLC. If you have any questions about this or have an enquiry about obtaining additional rights to this report or assembly of contents thereof, please contact [ct.info@element.com](mailto:ct.info@element.com).



Plot 7-223. Middle ACP Plot (LTE Band 7 - 10MHz QPSK – Full RB)

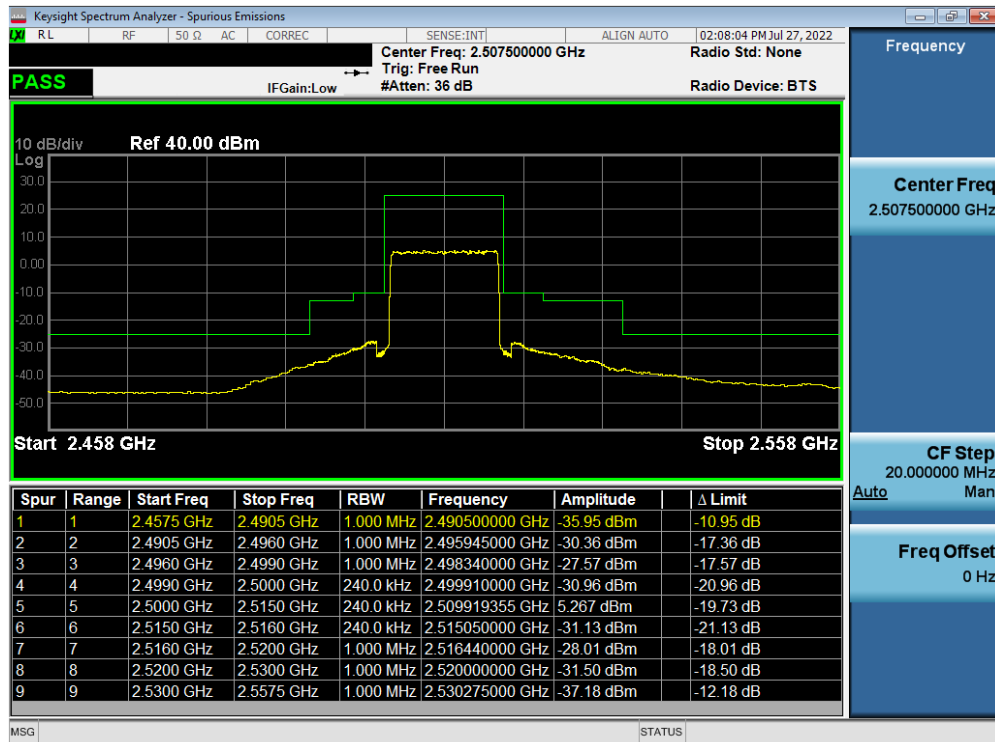


Plot 7-224. Upper ACP Plot (LTE Band 7 - 10MHz QPSK – Full RB)

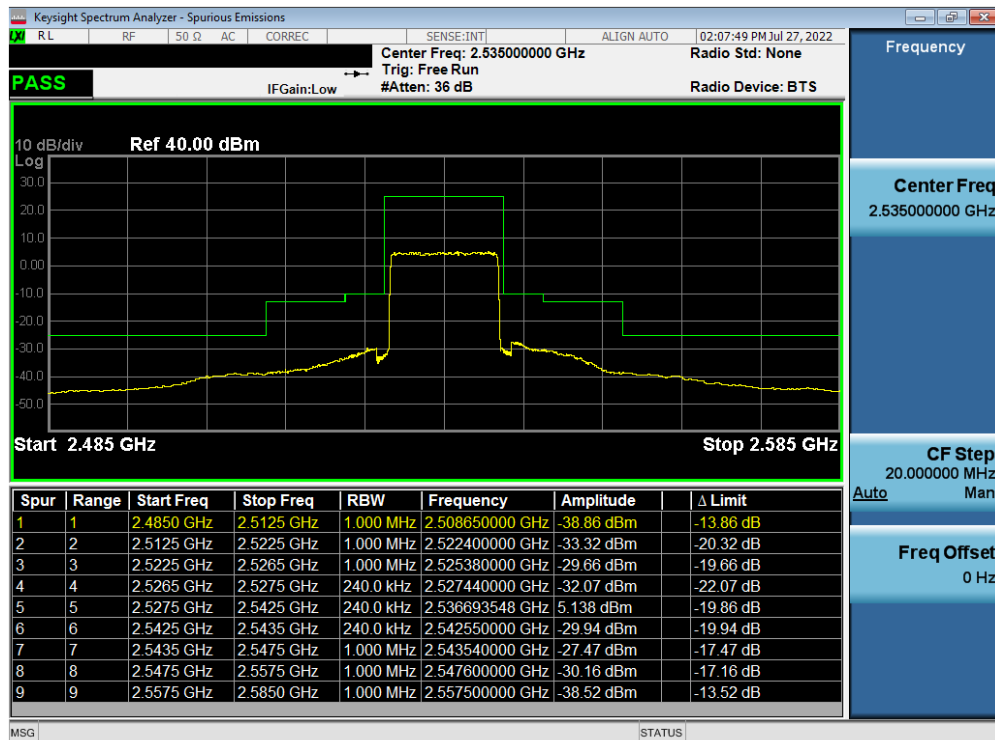
FCC ID: BCGA2435	<b>PART 27 MEASUREMENT REPORT</b>		Approved by: Technical Manager
Test Report S/N: 1C2205090025-04-R2.BCG	Test Dates: 6/1/2022 – 9/12/2022	EUT Type: Tablet Device	Page 137 of 274

V2.1 2/15/2022

Unless otherwise specified, no part of this report may be reproduced or utilized in any part, form or by any means, electronic or mechanical, including photocopying and microfilm, without permission in writing from Element Washington DC LLC. If you have any questions about this or have an enquiry about obtaining additional rights to this report or assembly of contents thereof, please contact [ct.info@element.com](mailto:ct.info@element.com).



Plot 7-225. Lower ACP Plot (LTE Band 7 - 15MHz QPSK – Full RB)

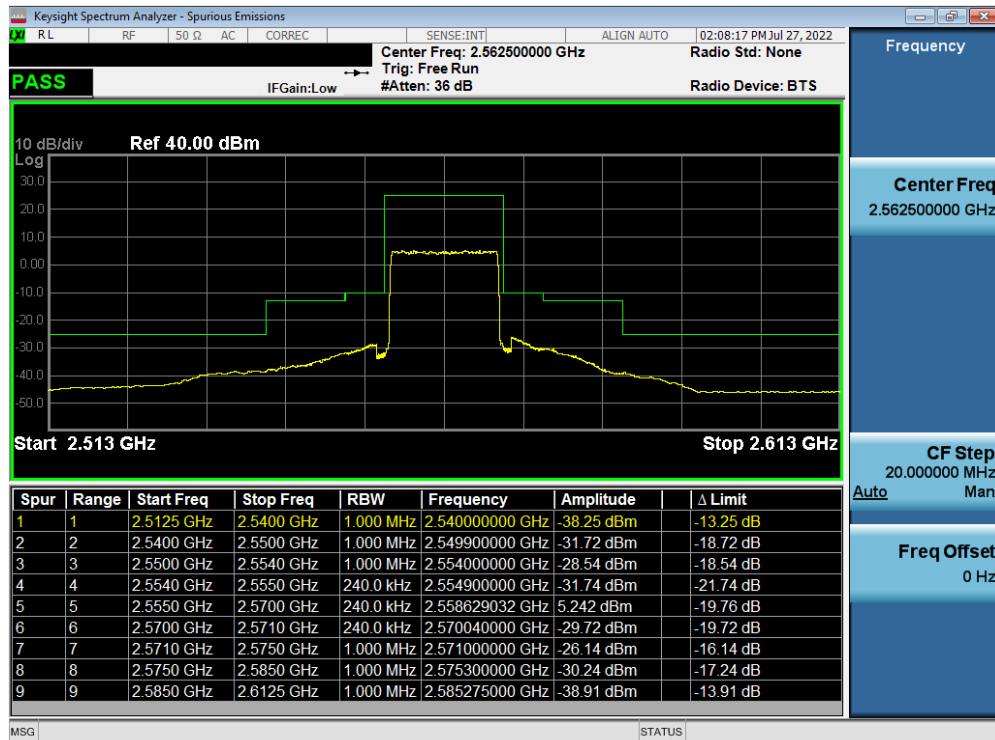


Plot 7-226. Middle ACP Plot (LTE Band 7 - 15MHz QPSK – Full RB)

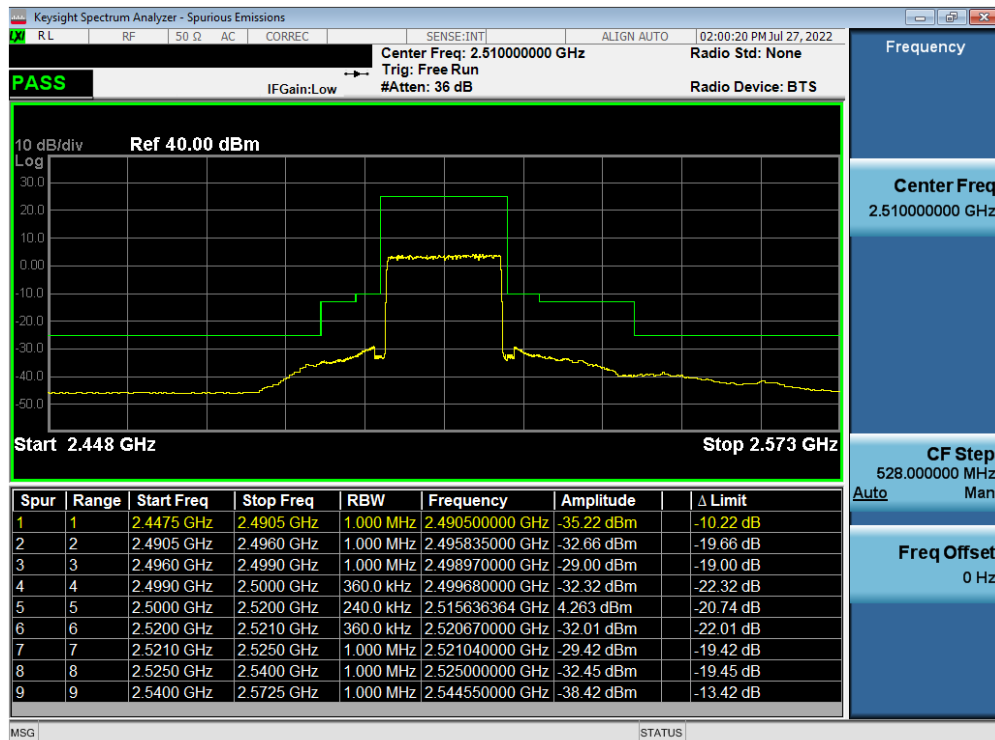
FCC ID: BCGA2435	element	PART 27 MEASUREMENT REPORT	Approved by: Technical Manager
Test Report S/N: 1C2205090025-04-R2.BCG	Test Dates: 6/1/2022 – 9/12/2022	EUT Type: Tablet Device	Page 138 of 274

V2.1 2/15/2022

Unless otherwise specified, no part of this report may be reproduced or utilized in any part, form or by any means, electronic or mechanical, including photocopying and microfilm, without permission in writing from Element Washington DC LLC. If you have any questions about this or have an enquiry about obtaining additional rights to this report or assembly of contents thereof, please contact [ct.info@element.com](mailto:ct.info@element.com).



Plot 7-227. Upper ACP Plot (LTE Band 7 - 15MHz QPSK – Full RB)

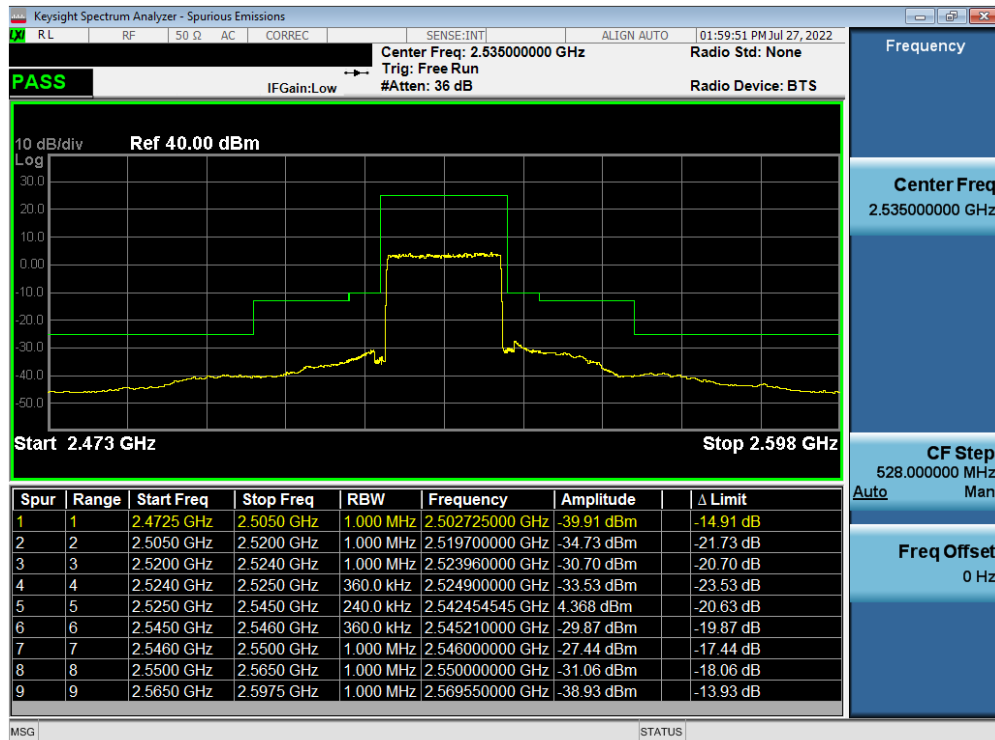


Plot 7-228. Lower ACP Plot (LTE Band 7 - 20MHz QPSK – Full RB)

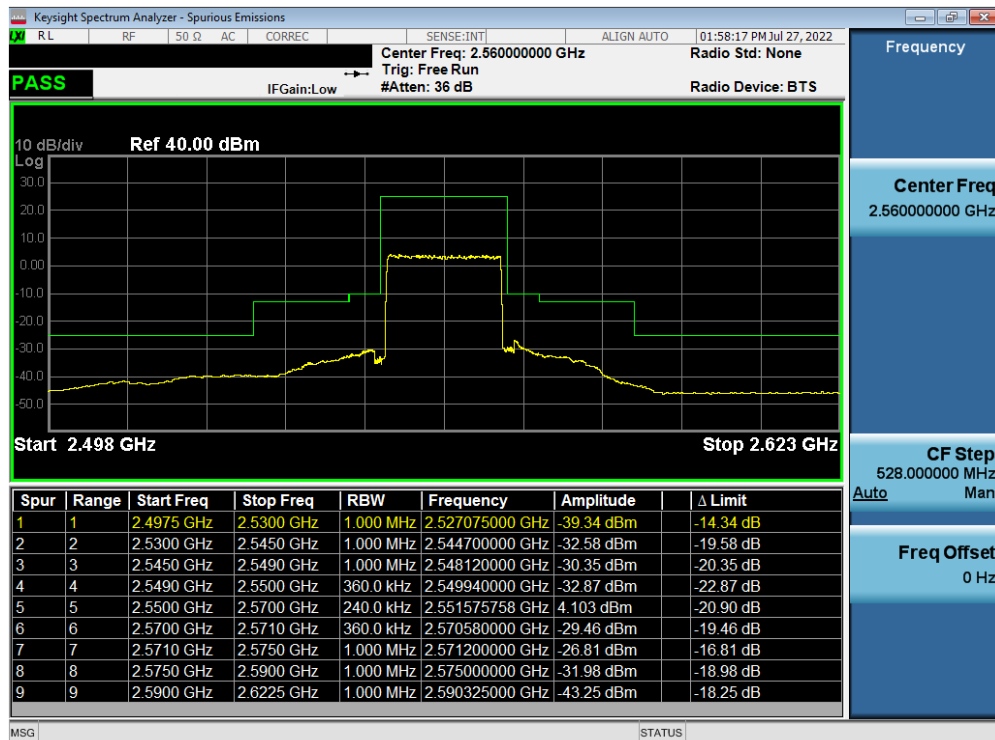
FCC ID: BCGA2435	<b>PART 27 MEASUREMENT REPORT</b>		Approved by: Technical Manager
Test Report S/N: 1C2205090025-04-R2.BCG	Test Dates: 6/1/2022 – 9/12/2022	EUT Type: Tablet Device	Page 139 of 274

V2.1 2/15/2022

Unless otherwise specified, no part of this report may be reproduced or utilized in any part, form or by any means, electronic or mechanical, including photocopying and microfilm, without permission in writing from Element Washington DC LLC. If you have any questions about this or have an enquiry about obtaining additional rights to this report or assembly of contents thereof, please contact [ct.info@element.com](mailto:ct.info@element.com).



Plot 7-229. Middle ACP Plot (LTE Band 7 - 20MHz QPSK – Full RB)



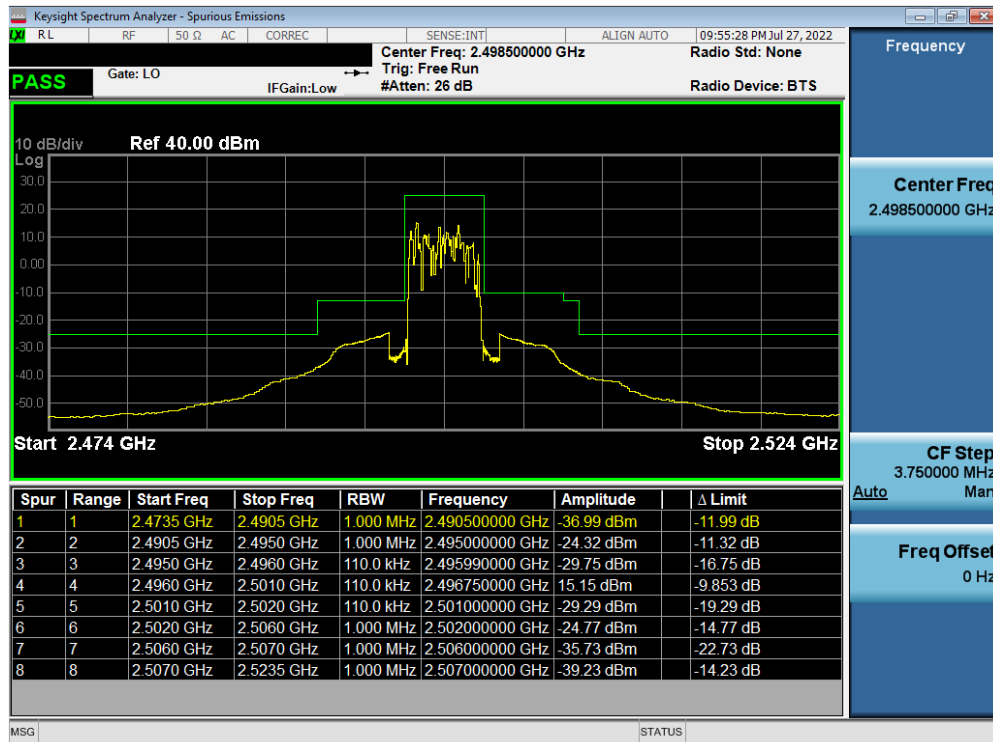
Plot 7-230. Upper ACP Plot (LTE Band 7 - 20MHz QPSK – Full RB)

FCC ID: BCGA2435	element	PART 27 MEASUREMENT REPORT	Approved by: Technical Manager
Test Report S/N: 1C2205090025-04-R2.BCG	Test Dates: 6/1/2022 – 9/12/2022	EUT Type: Tablet Device	Page 140 of 274

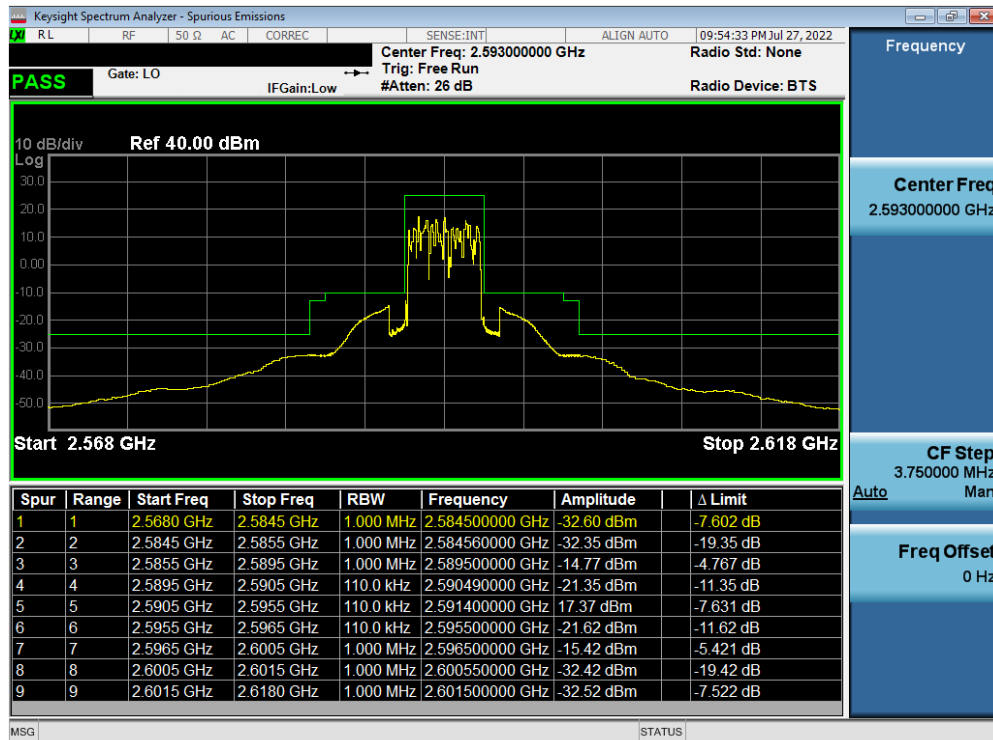
V2.1 2/15/2022

Unless otherwise specified, no part of this report may be reproduced or utilized in any part, form or by any means, electronic or mechanical, including photocopying and microfilm, without permission in writing from Element Washington DC LLC. If you have any questions about this or have an enquiry about obtaining additional rights to this report or assembly of contents thereof, please contact [ct.info@element.com](mailto:ct.info@element.com).

## LTE Band 41



Plot 7-231. Lower ACP Plot (LTE Band 41 - 5MHz QPSK – Full RB)

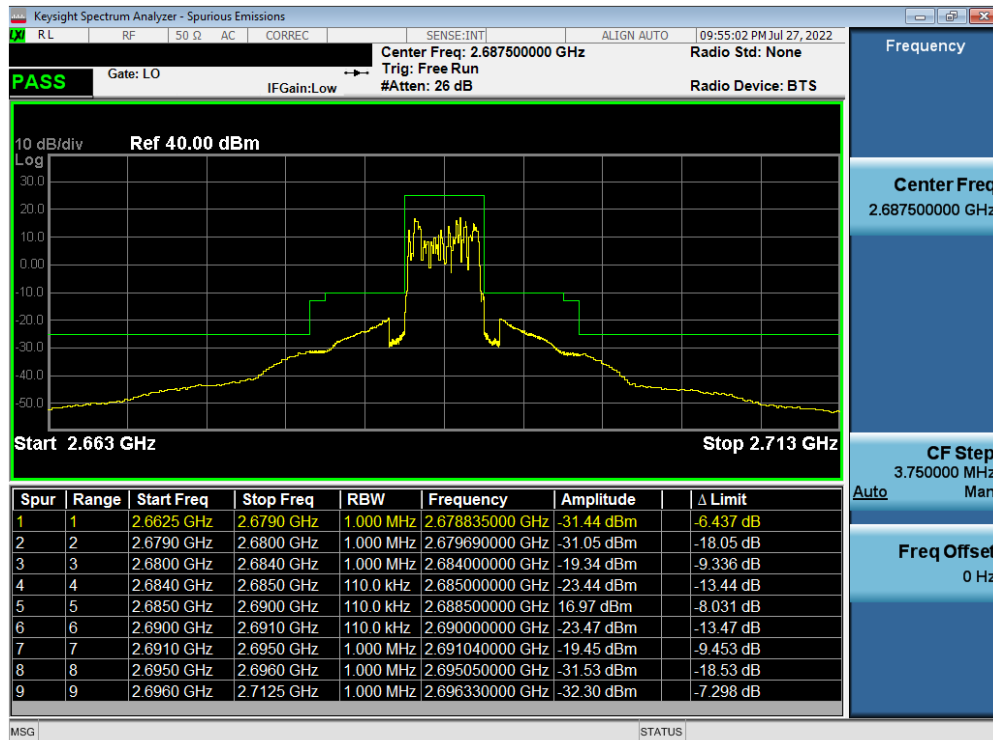


Plot 7-232. Middle ACP Plot (LTE Band 41 - 5MHz QPSK – Full RB)

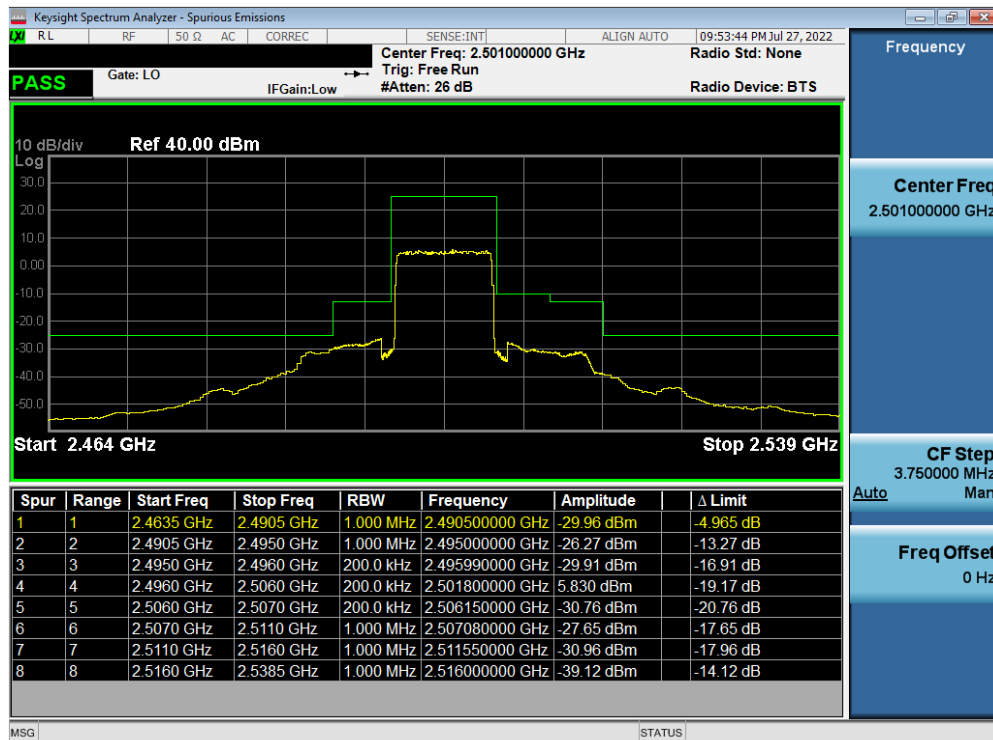
FCC ID: BCGA2435	<b>PART 27 MEASUREMENT REPORT</b>		Approved by: Technical Manager
Test Report S/N: 1C2205090025-04-R2.BCG	Test Dates: 6/1/2022 – 9/12/2022	EUT Type: Tablet Device	Page 141 of 274

V2.1 2/15/2022

Unless otherwise specified, no part of this report may be reproduced or utilized in any part, form or by any means, electronic or mechanical, including photocopying and microfilm, without permission in writing from Element Washington DC LLC. If you have any questions about this or have an enquiry about obtaining additional rights to this report or assembly of contents thereof, please contact [ct.info@element.com](mailto:ct.info@element.com).



Plot 7-233. Upper ACP Plot (LTE Band 41 - 5MHz QPSK – Full RB)

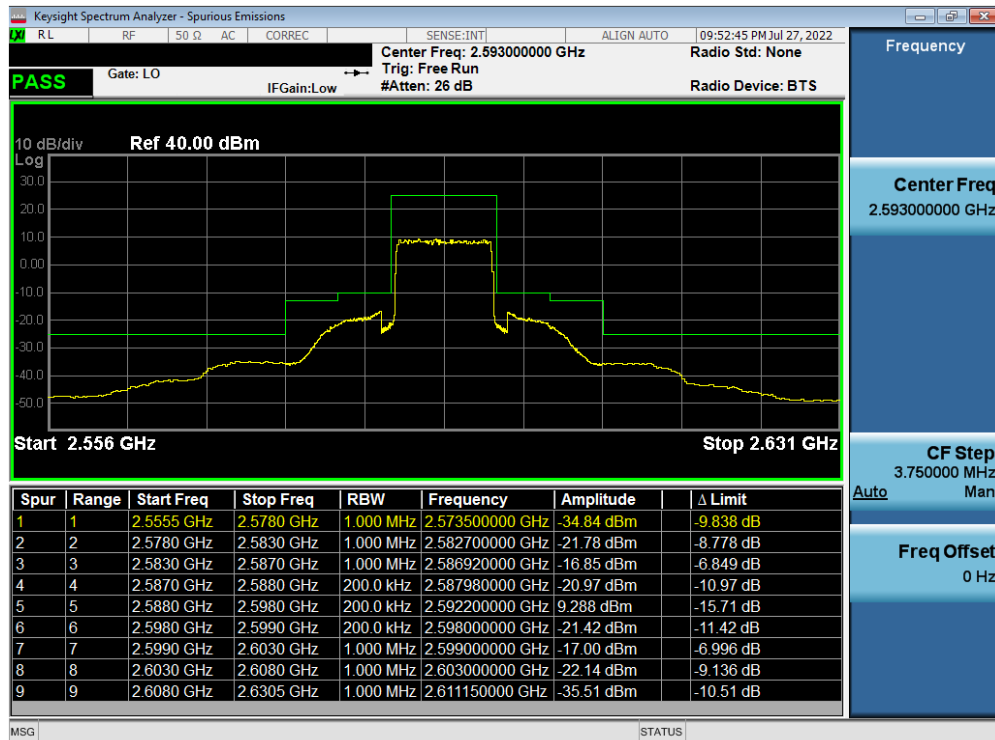


Plot 7-234. Lower ACP Plot (LTE Band 41 - 10MHz QPSK – Full RB)

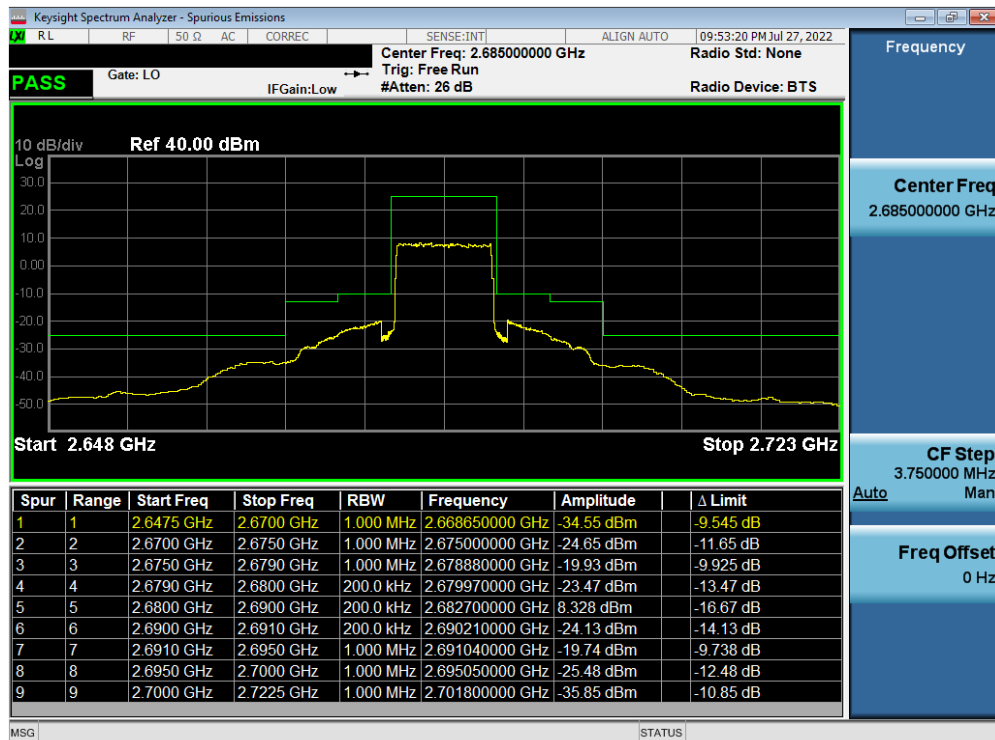
FCC ID: BCGA2435	<b>PART 27 MEASUREMENT REPORT</b>		Approved by: Technical Manager
Test Report S/N: 1C2205090025-04-R2.BCG	Test Dates: 6/1/2022 – 9/12/2022	EUT Type: Tablet Device	Page 142 of 274

V2.1 2/15/2022

Unless otherwise specified, no part of this report may be reproduced or utilized in any part, form or by any means, electronic or mechanical, including photocopying and microfilm, without permission in writing from Element Washington DC LLC. If you have any questions about this or have an enquiry about obtaining additional rights to this report or assembly of contents thereof, please contact [ct.info@element.com](mailto:ct.info@element.com).



Plot 7-235. Middle ACP Plot (LTE Band 41 - 10MHz QPSK – Full RB)

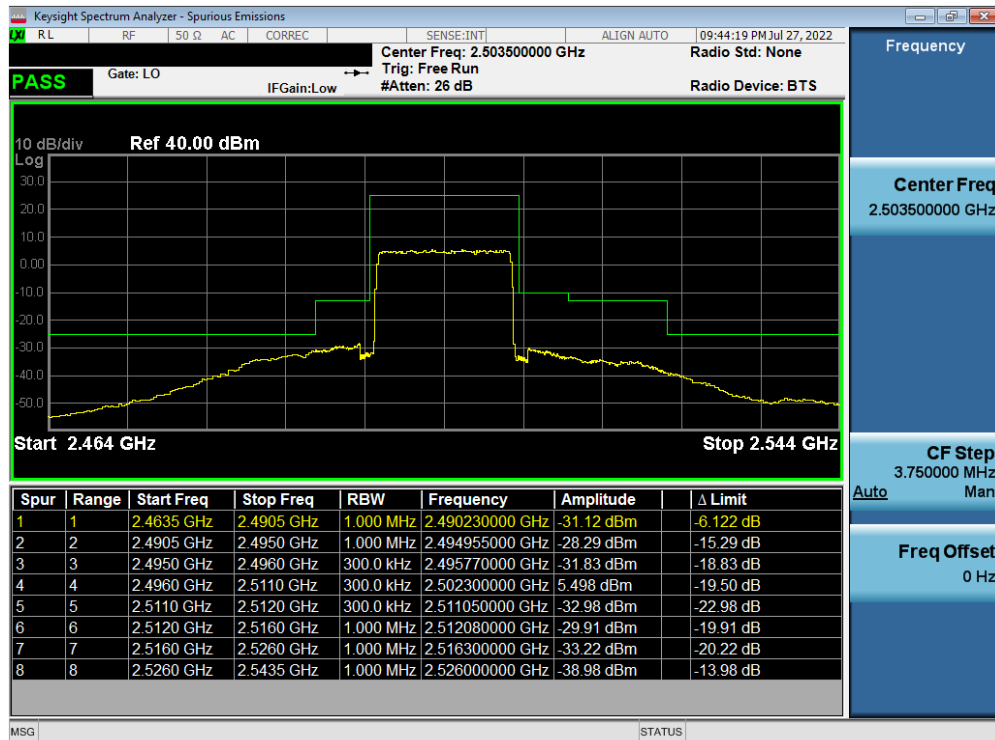


Plot 7-236. Upper ACP Plot (LTE Band 41 - 10MHz QPSK – Full RB)

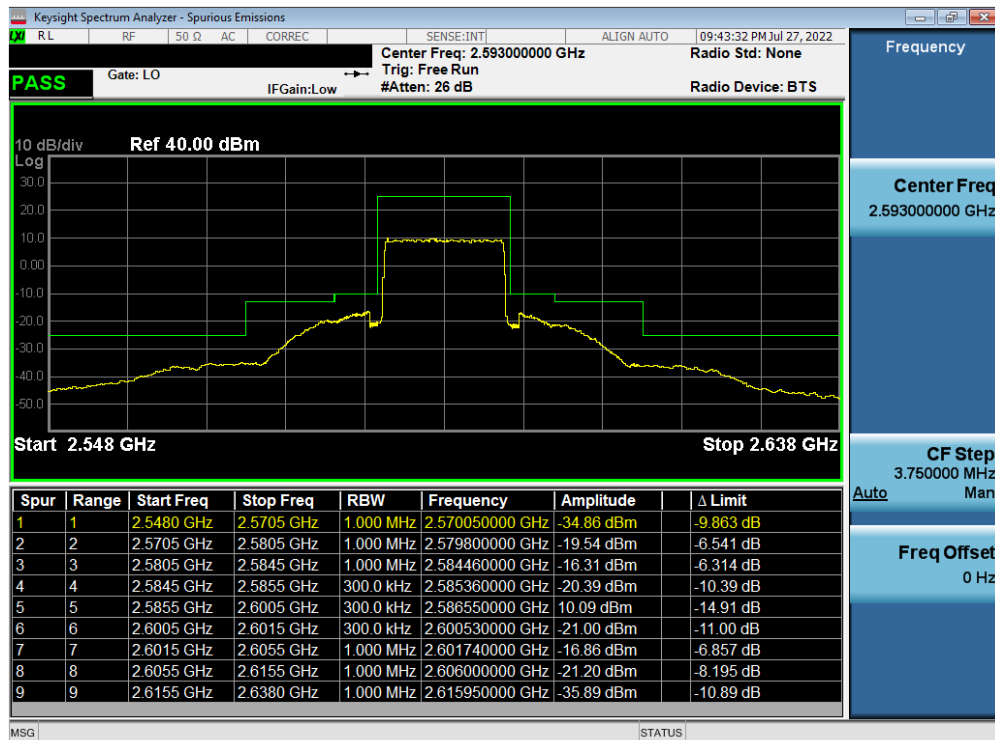
FCC ID: BCGA2435	element	PART 27 MEASUREMENT REPORT	Approved by: Technical Manager
Test Report S/N: 1C2205090025-04-R2.BCG	Test Dates: 6/1/2022 – 9/12/2022	EUT Type: Tablet Device	Page 143 of 274

V2.1 2/15/2022

Unless otherwise specified, no part of this report may be reproduced or utilized in any part, form or by any means, electronic or mechanical, including photocopying and microfilm, without permission in writing from Element Washington DC LLC. If you have any questions about this or have an enquiry about obtaining additional rights to this report or assembly of contents thereof, please contact [ct.info@element.com](mailto:ct.info@element.com).



Plot 7-237. Lower ACP Plot (LTE Band 41 - 15MHz QPSK – Full RB)

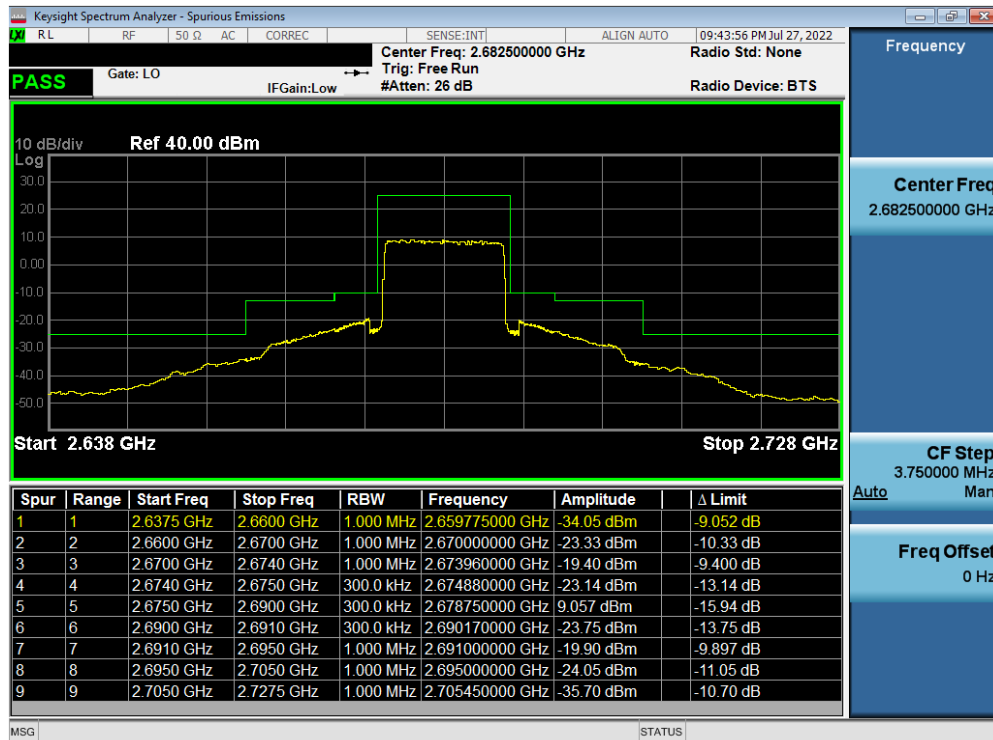


Plot 7-238. Middle ACP Plot (LTE Band 41 - 15MHz QPSK – Full RB)

FCC ID: BCGA2435	<b>PART 27 MEASUREMENT REPORT</b>		Approved by: Technical Manager
Test Report S/N: 1C2205090025-04-R2.BCG	Test Dates: 6/1/2022 – 9/12/2022	EUT Type: Tablet Device	Page 144 of 274

V2.1 2/15/2022

Unless otherwise specified, no part of this report may be reproduced or utilized in any part, form or by any means, electronic or mechanical, including photocopying and microfilm, without permission in writing from Element Washington DC LLC. If you have any questions about this or have an enquiry about obtaining additional rights to this report or assembly of contents thereof, please contact [ct.info@element.com](mailto:ct.info@element.com).



Plot 7-239. Upper ACP Plot (LTE Band 41 - 15MHz QPSK – Full RB)



Plot 7-240. Lower ACP Plot (LTE Band 41 - 20MHz QPSK – Full RB)

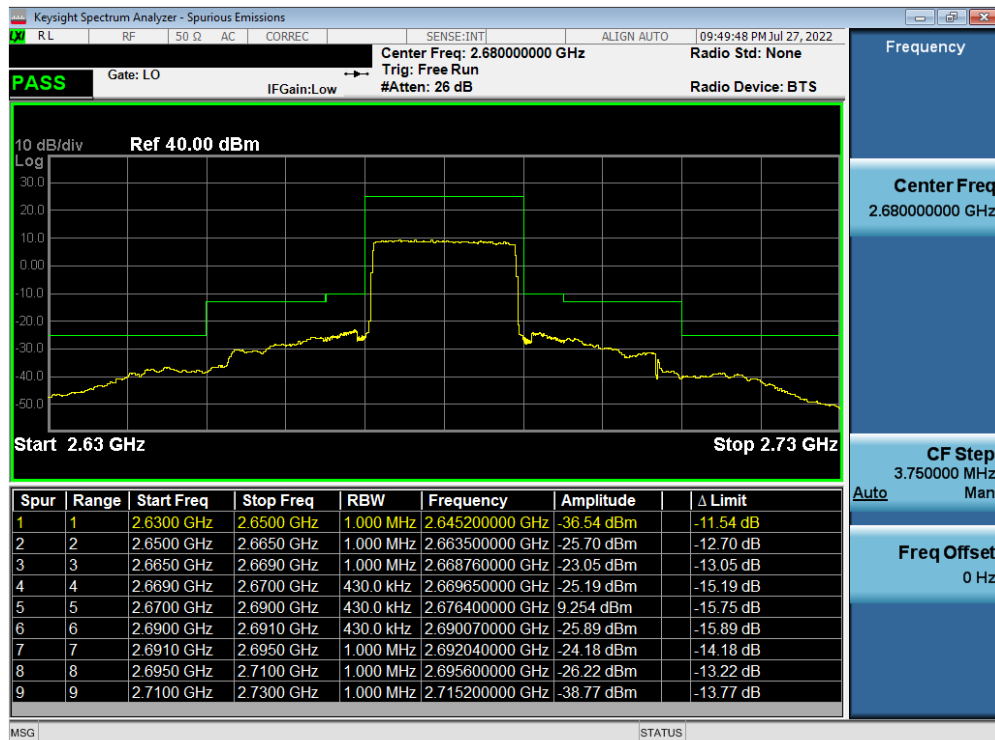
FCC ID: BCGA2435	<b>PART 27 MEASUREMENT REPORT</b>		Approved by: Technical Manager
Test Report S/N: 1C2205090025-04-R2.BCG	Test Dates: 6/1/2022 – 9/12/2022	EUT Type: Tablet Device	Page 145 of 274

V2.1 2/15/2022

Unless otherwise specified, no part of this report may be reproduced or utilized in any part, form or by any means, electronic or mechanical, including photocopying and microfilm, without permission in writing from Element Washington DC LLC. If you have any questions about this or have an enquiry about obtaining additional rights to this report or assembly of contents thereof, please contact [ct.info@element.com](mailto:ct.info@element.com).



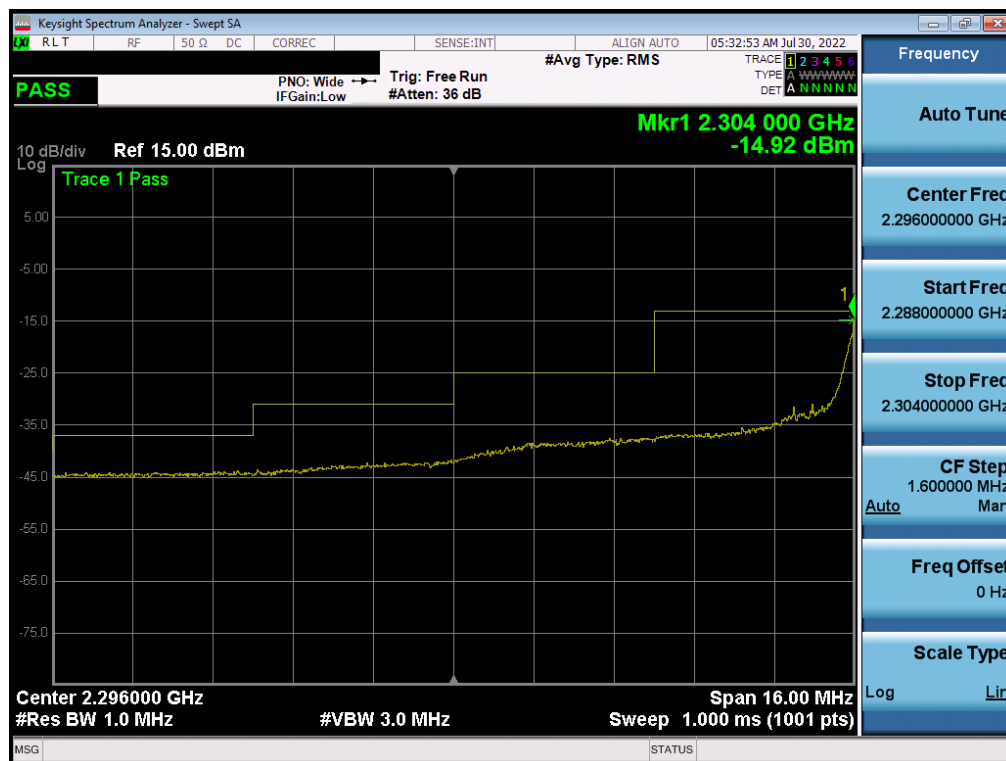
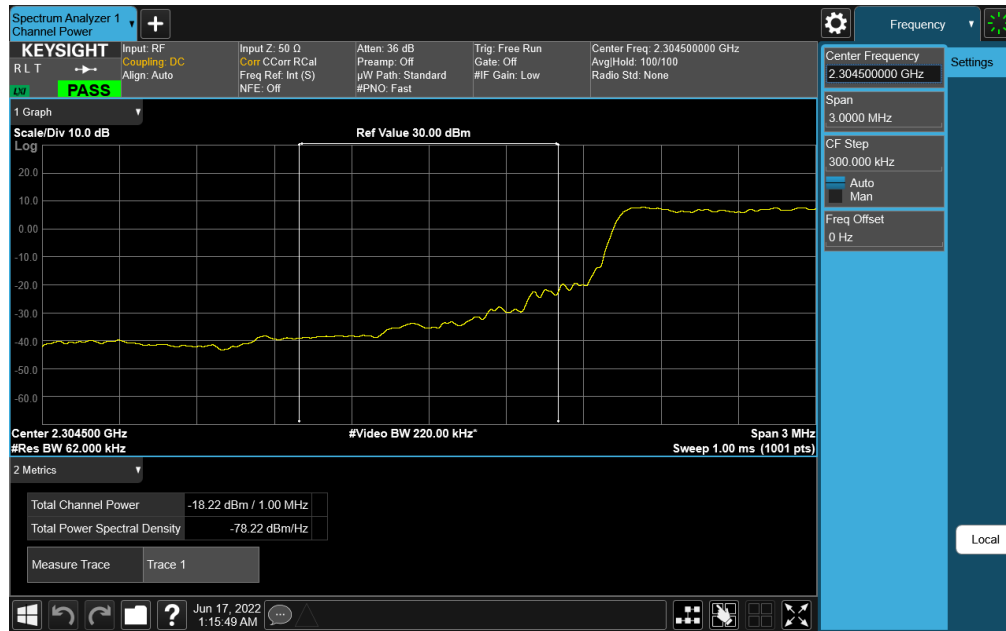
Plot 7-241. Middle ACP Plot (LTE Band 41 - 20MHz QPSK - Full RB)




Plot 7-242. Upper ACP Plot (LTE Band 41 - 20MHz QPSK - Full RB)

FCC ID: BCGA2435	<b>PART 27 MEASUREMENT REPORT</b>		Approved by: Technical Manager
Test Report S/N: 1C2205090025-04-R2.BCG	Test Dates: 6/1/2022 - 9/12/2022	EUT Type: Tablet Device	Page 146 of 274

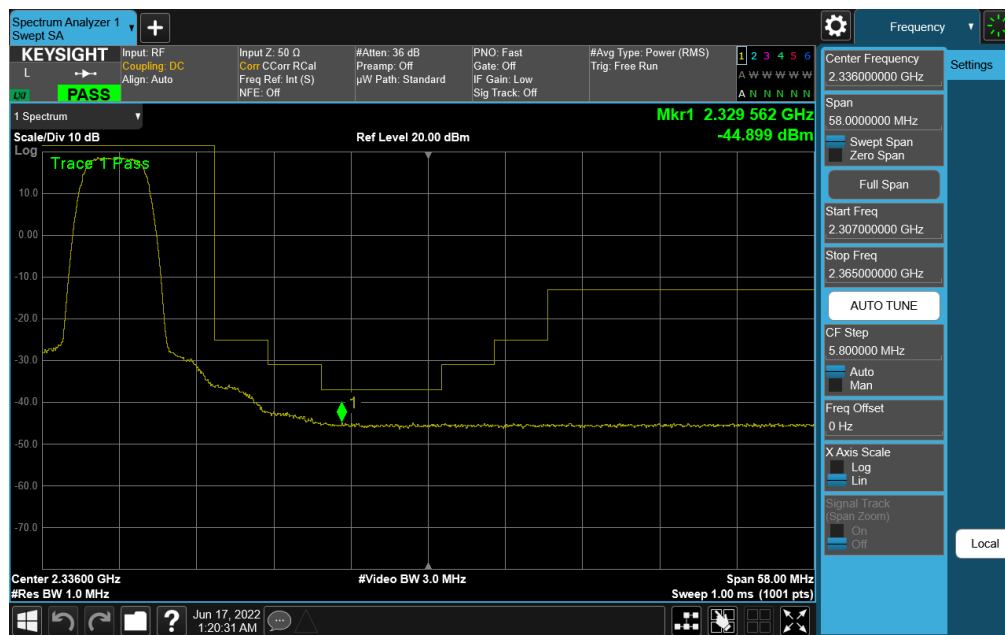
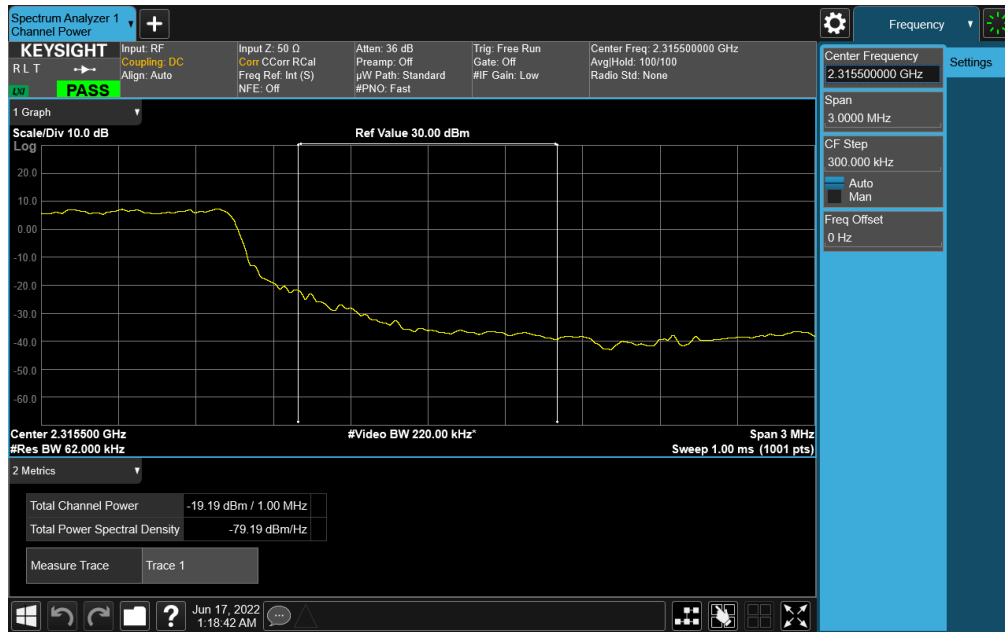
## NR Band n30




FCC ID: BCGA2435	 <b>PART 27 MEASUREMENT REPORT</b>		Approved by: Technical Manager
Test Report S/N: 1C2205090025-04-R2.BCG	Test Dates: 6/1/2022 – 9/12/2022	EUT Type: Tablet Device	Page 147 of 274

V2.1 2/15/2022

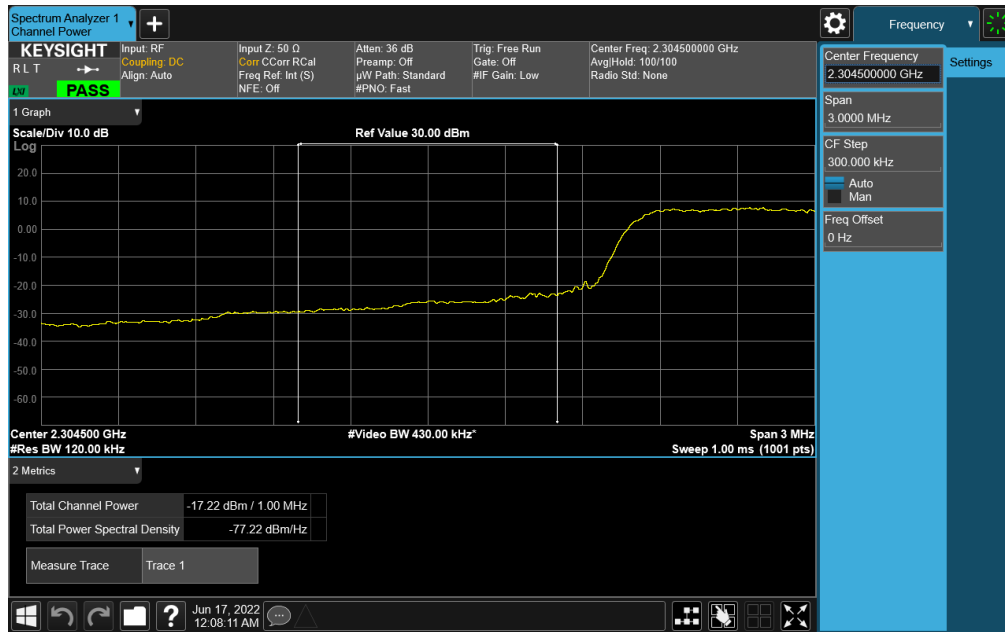
Unless otherwise specified, no part of this report may be reproduced or utilized in any part, form or by any means, electronic or mechanical, including photocopying and microfilm, without permission in writing from Element Washington DC LLC. If you have any questions about this or have an enquiry about obtaining additional rights to this report or assembly of contents thereof, please contact [ct.info@element.com](mailto:ct.info@element.com).



FCC ID: BCGA2435		PART 27 MEASUREMENT REPORT	Approved by: Technical Manager
Test Report S/N: 1C2205090025-04-R2.BCG	Test Dates: 6/1/2022 – 9/12/2022	EUT Type: Tablet Device	Page 148 of 274

V2.1 2/15/2022

Unless otherwise specified, no part of this report may be reproduced or utilized in any part, form or by any means, electronic or mechanical, including photocopying and microfilm, without permission in writing from Element Washington DC LLC. If you have any questions about this or have an enquiry about obtaining additional rights to this report or assembly of contents thereof, please contact [ct.info@element.com](mailto:ct.info@element.com).



Plot 7-247. Lower Band Edge Plot (NR Band n30 - 10MHz DFT-s-OFDM  $\pi/2$  BPSK – Full RB)

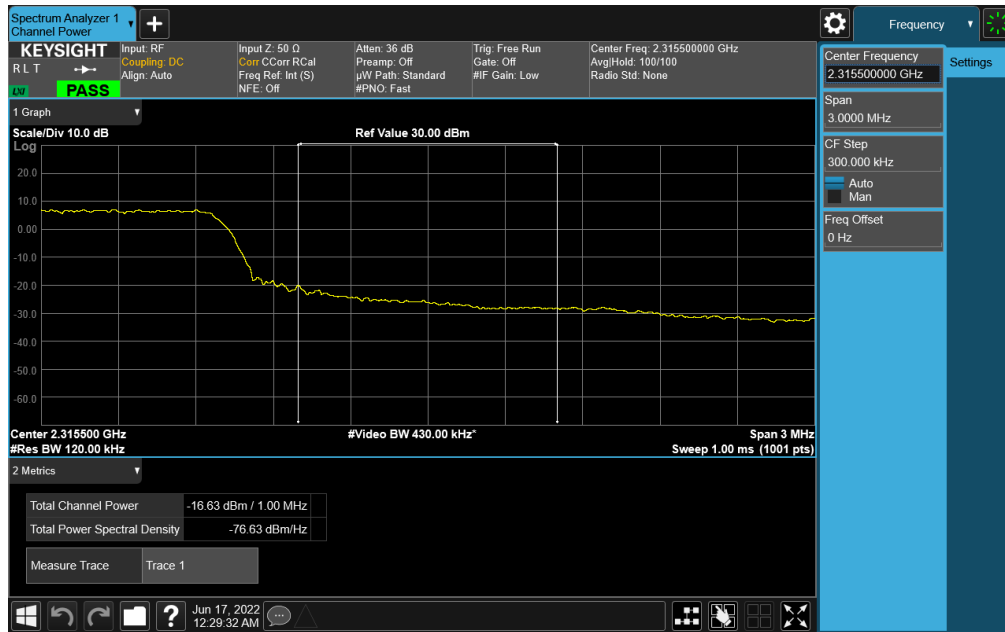


Plot 7-248. Extended Lower Band Edge Plot (NR Band n30 - 10MHz DFT-s-OFDM  $\pi/2$  BPSK – Full RB)

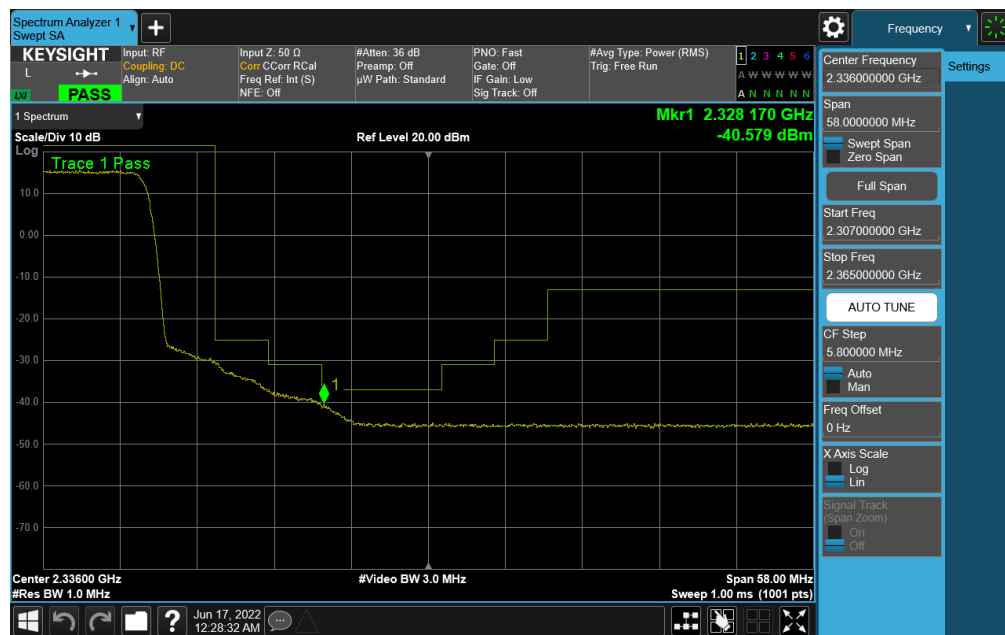
FCC ID: BCGA2435	element	PART 27 MEASUREMENT REPORT	Approved by: Technical Manager
Test Report S/N: 1C2205090025-04-R2.BCG	Test Dates: 6/1/2022 – 9/12/2022	EUT Type: Tablet Device	Page 149 of 274

V2.1 2/15/2022

Unless otherwise specified, no part of this report may be reproduced or utilized in any part, form or by any means, electronic or mechanical, including photocopying and microfilm, without permission in writing from Element Washington DC LLC. If you have any questions about this or have an enquiry about obtaining additional rights to this report or assembly of contents thereof, please contact [ct.info@element.com](mailto:ct.info@element.com).



Plot 7-249. Upper Band Edge Plot (NR Band n30 - 10MHz DFT-s-OFDM  $\pi/2$  BPSK – Full RB)



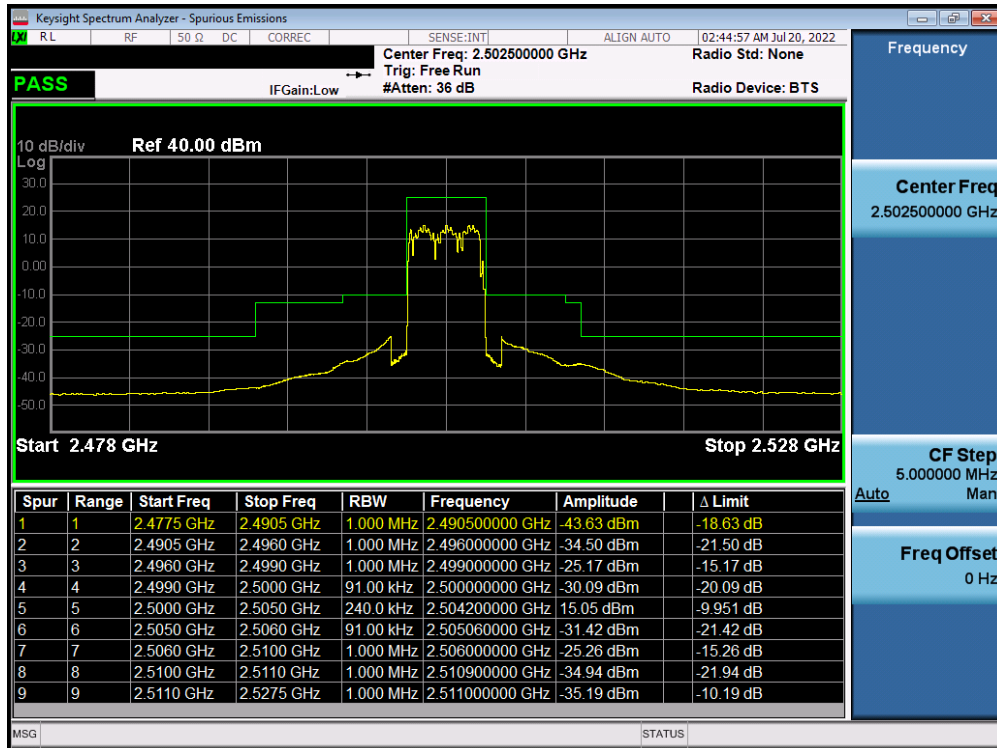
Plot 7-250. Extended Upper Band Edge Plot (NR Band n30 - 10MHz DFT-s-OFDM QPSK – Full RB)

FCC ID: BCGA2435	element	PART 27 MEASUREMENT REPORT	Approved by: Technical Manager
Test Report S/N: 1C2205090025-04-R2.BCG	Test Dates: 6/1/2022 – 9/12/2022	EUT Type: Tablet Device	Page 150 of 274

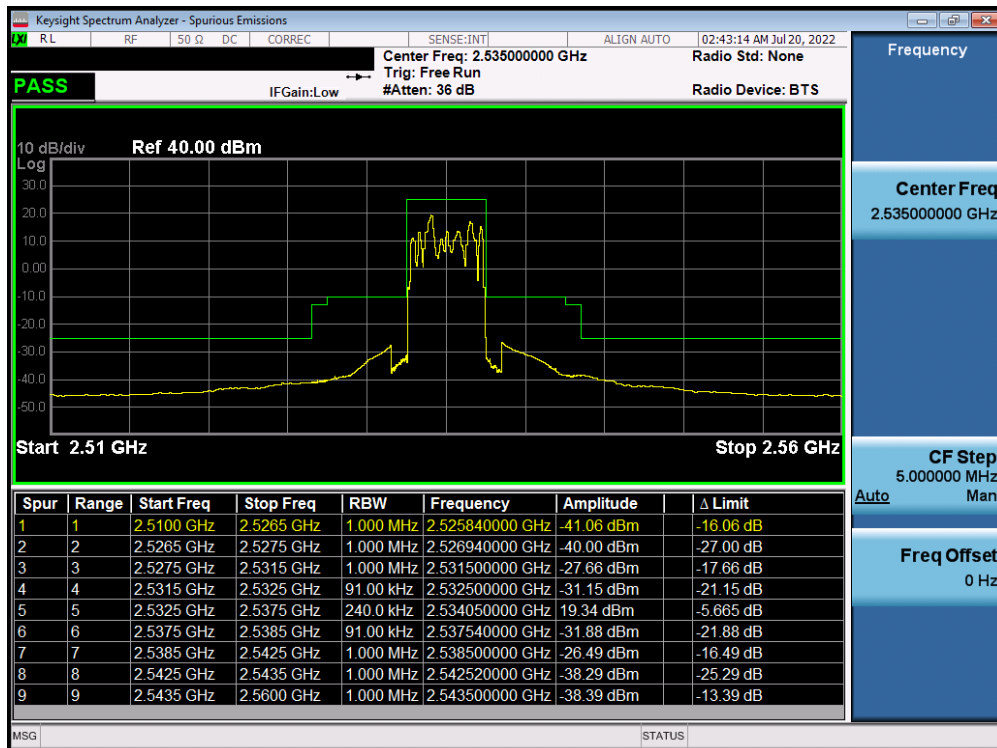
V2.1 2/15/2022

Unless otherwise specified, no part of this report may be reproduced or utilized in any part, form or by any means, electronic or mechanical, including photocopying and microfilm, without permission in writing from Element Washington DC LLC. If you have any questions about this or have an enquiry about obtaining additional rights to this report or assembly of contents thereof, please contact [ct.info@element.com](mailto:ct.info@element.com).

## NR Band n7

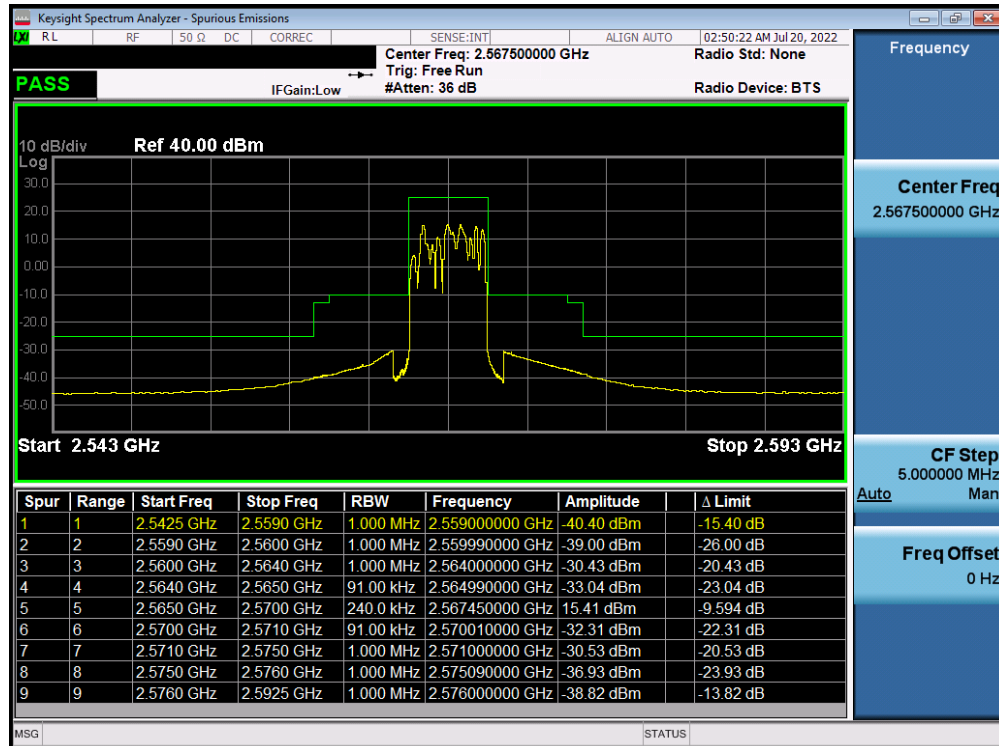


Plot 7-251. Lower Band Edge Plot (NR Band n7 - 5MHz DFT-s-OFDM  $\pi/2$  BPSK – Full RB)

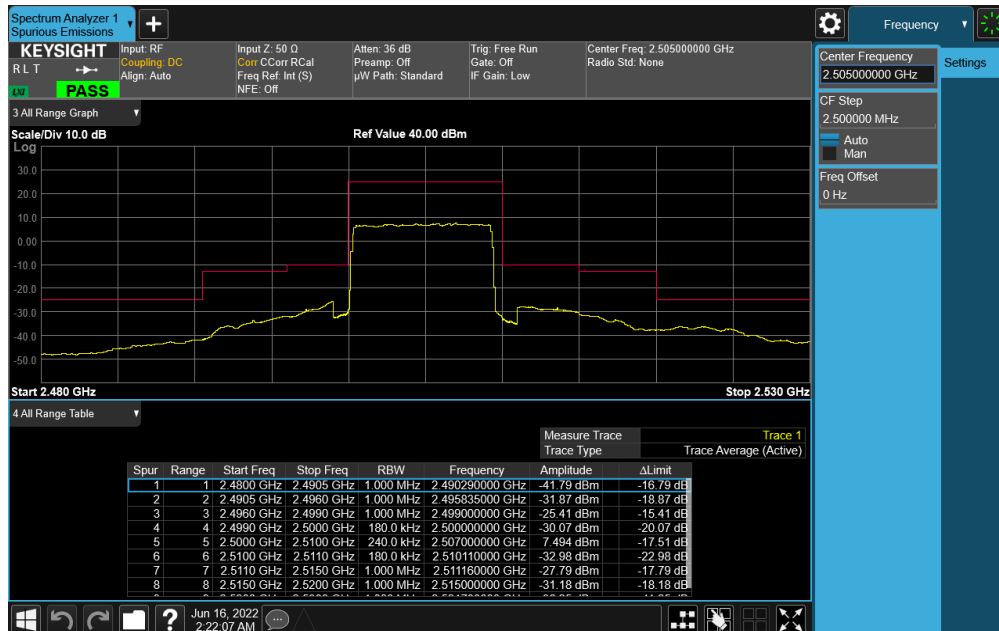


Plot 7-252. Middle Band Edge Plot (NR Band n7 - 5MHz DFT-s-OFDM  $\pi/2$  BPSK – Full RB)

FCC ID: BCGA2435	element	PART 27 MEASUREMENT REPORT	Approved by: Technical Manager
Test Report S/N: 1C2205090025-04-R2.BCG	Test Dates: 6/1/2022 – 9/12/2022	EUT Type: Tablet Device	Page 151 of 274



Plot 7-253. Upper Band Edge Plot (NR Band n7 - 5MHz DFT-s-OFDM  $\pi/2$  BPSK – Full RB)

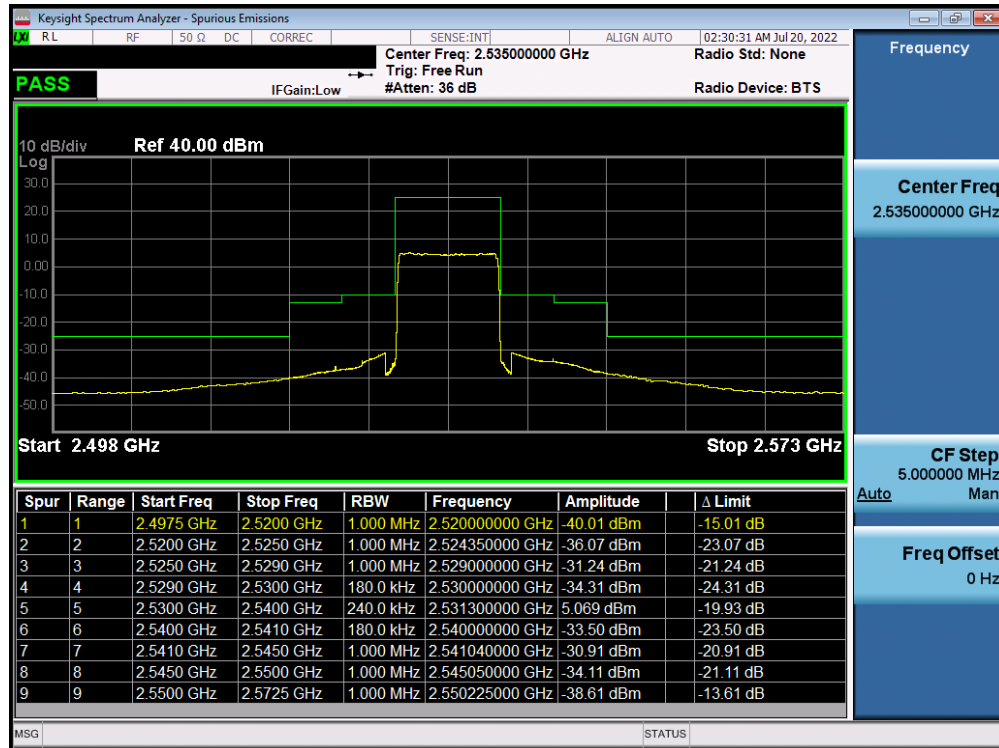


Plot 7-254. Lower Band Edge Plot (NR Band n7 - 10MHz DFT-s-OFDM  $\pi/2$  BPSK – Full RB)

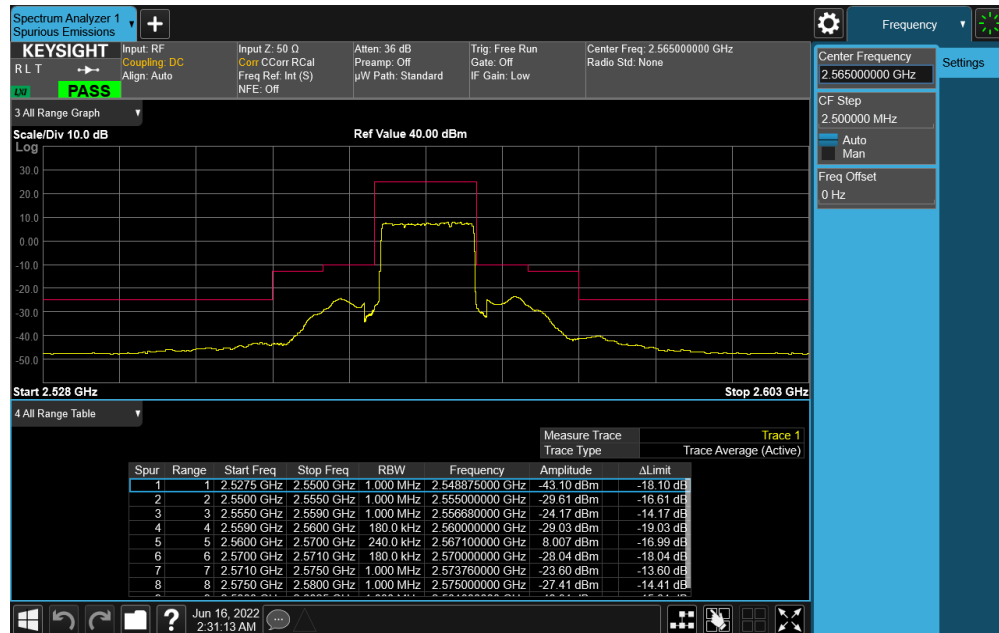
FCC ID: BCGA2435	element	PART 27 MEASUREMENT REPORT	Approved by: Technical Manager
Test Report S/N: 1C2205090025-04-R2.BCG	Test Dates: 6/1/2022 – 9/12/2022	EUT Type: Tablet Device	Page 152 of 274

V2.1 2/15/2022

Unless otherwise specified, no part of this report may be reproduced or utilized in any part, form or by any means, electronic or mechanical, including photocopying and microfilm, without permission in writing from Element Washington DC LLC. If you have any questions about this or have an enquiry about obtaining additional rights to this report or assembly of contents thereof, please contact [ct.info@element.com](mailto:ct.info@element.com).



Plot 7-255. Middle Band Edge Plot (NR Band n7 - 10MHz DFT-s-OFDM  $\pi/2$  BPSK - Full RB)

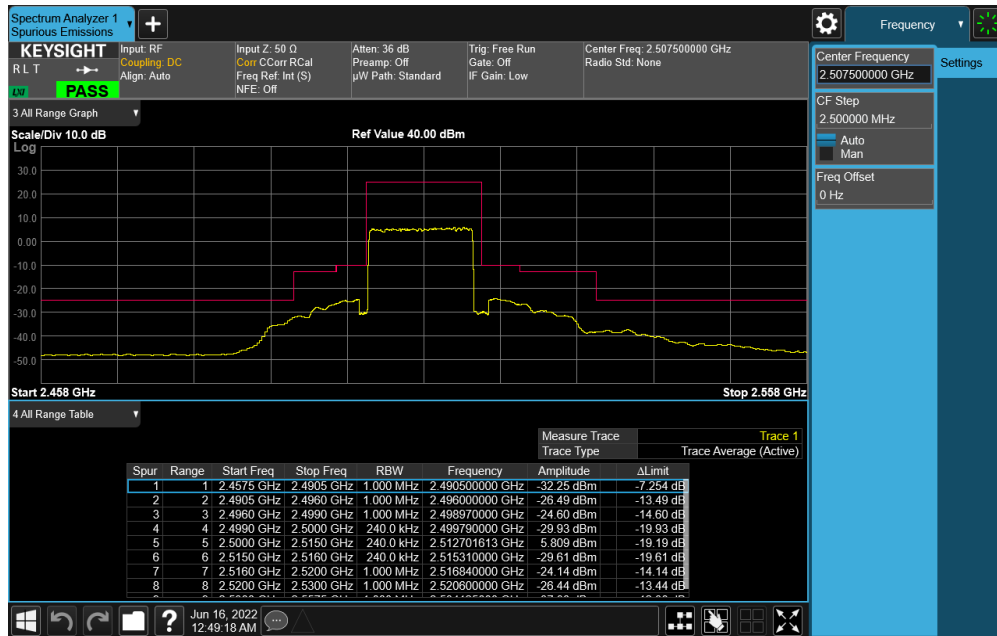


Plot 7-256. Upper Band Edge Plot (NR Band n7 - 10MHz CP-OFDM QPSK - Full RB)

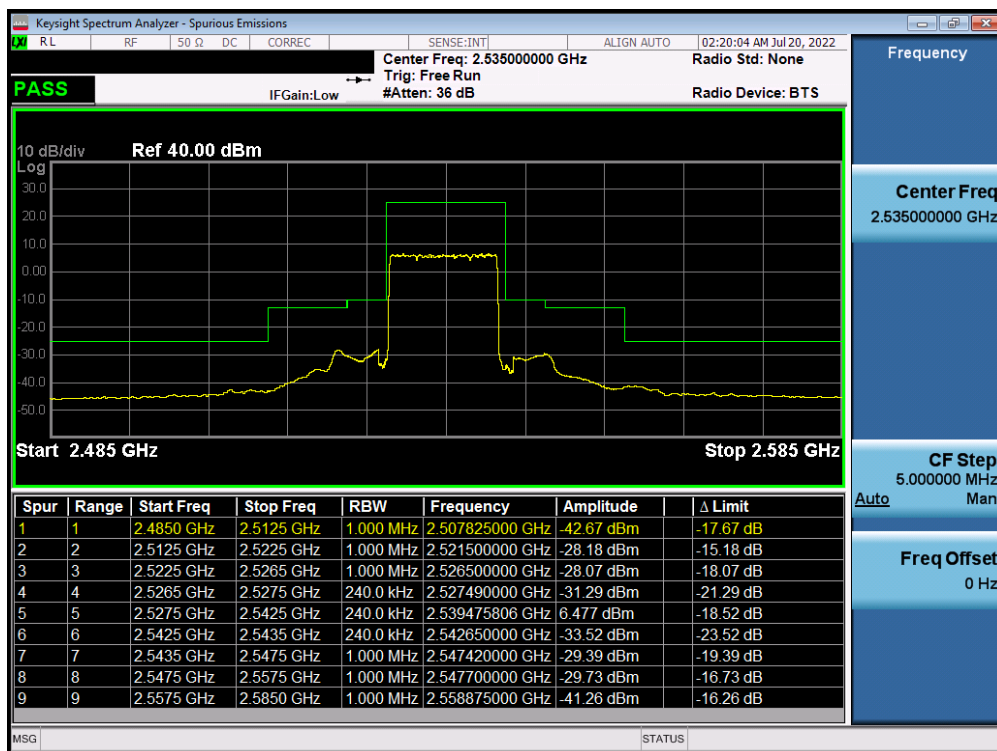
FCC ID: BCGA2435	element	PART 27 MEASUREMENT REPORT	Approved by: Technical Manager
Test Report S/N: 1C2205090025-04-R2.BCG	Test Dates: 6/1/2022 - 9/12/2022	EUT Type: Tablet Device	Page 153 of 274

V2.1 2/15/2022

Unless otherwise specified, no part of this report may be reproduced or utilized in any part, form or by any means, electronic or mechanical, including photocopying and microfilm, without permission in writing from Element Washington DC LLC. If you have any questions about this or have an enquiry about obtaining additional rights to this report or assembly of contents thereof, please contact [ct.info@element.com](mailto:ct.info@element.com).

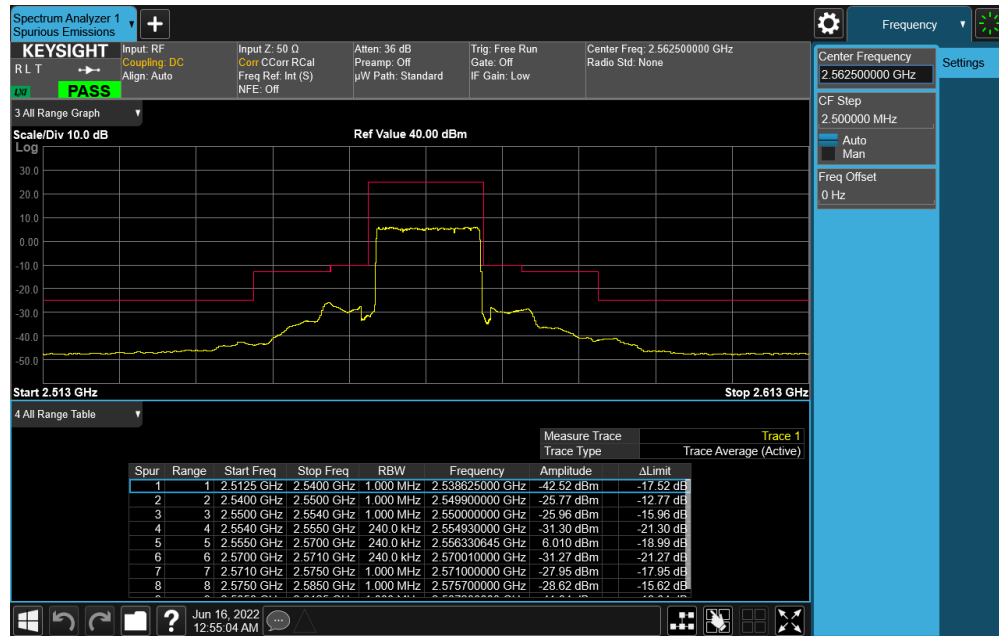


Plot 7-257. Lower Band Edge Plot (NR Band n7 - 15MHz CP-OFDM QPSK – Full RB)

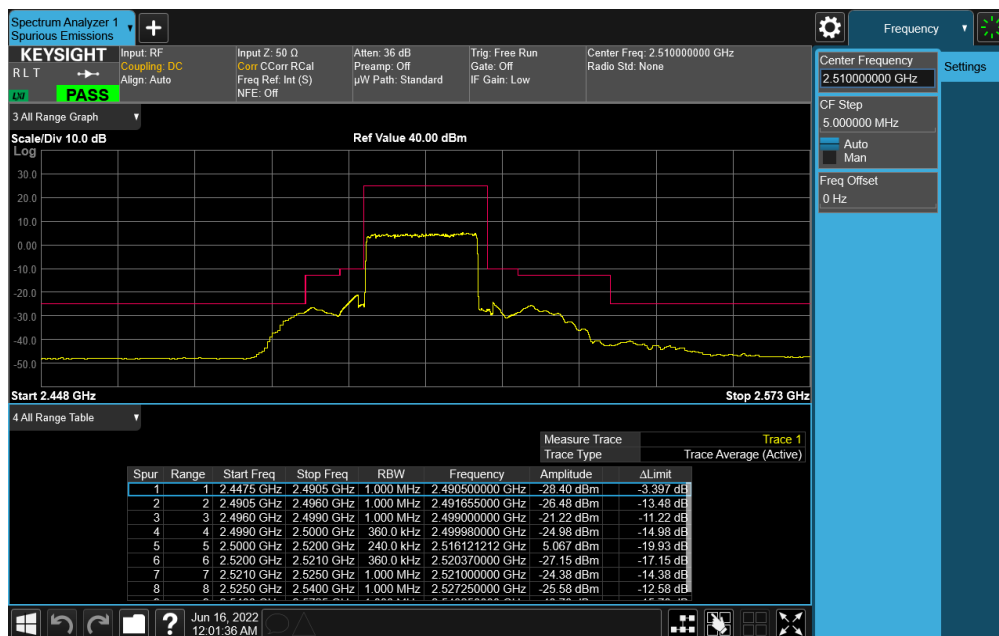


Plot 7-258. Middle Band Edge Plot (NR Band n7 - 15MHz CP-OFDM QPSK – Full RB)

FCC ID: BCGA2435	<b>PART 27 MEASUREMENT REPORT</b>		Approved by: Technical Manager
Test Report S/N: 1C2205090025-04-R2.BCG	Test Dates: 6/1/2022 – 9/12/2022	EUT Type: Tablet Device	Page 154 of 274



Plot 7-259. Upper Band Edge Plot (NR Band n7 - 15MHz DFT-s-OFDM  $\pi/2$  BPSK – Full RB)

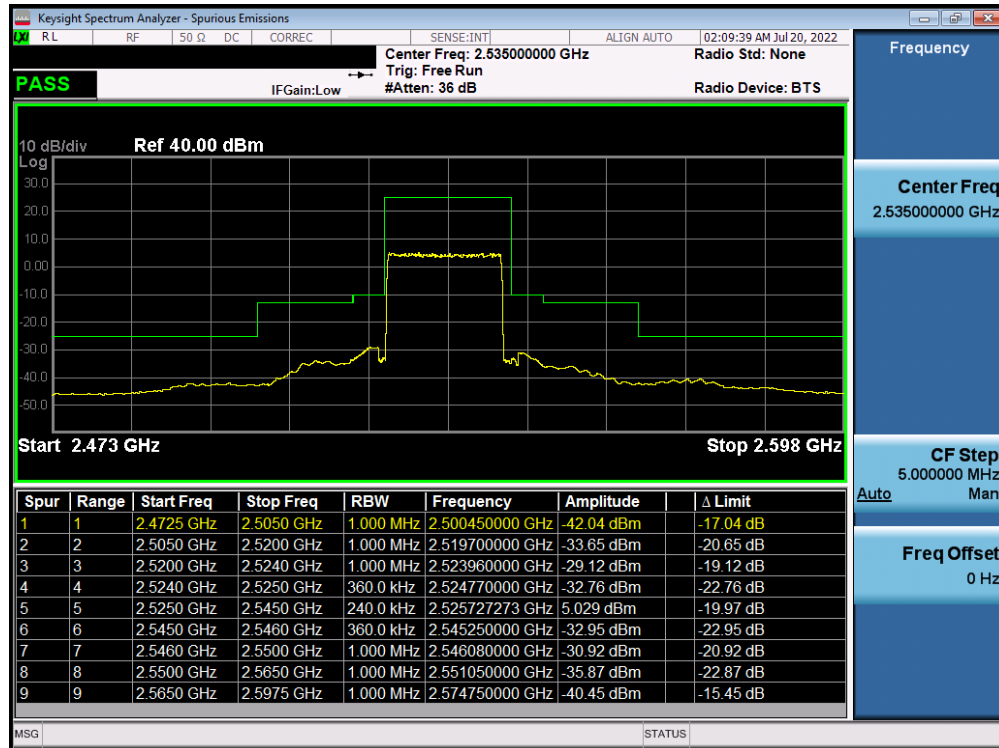


Plot 7-260. Lower Band Edge Plot (NR Band n7 - 20MHz CP-OFDM QPSK – Full RB)

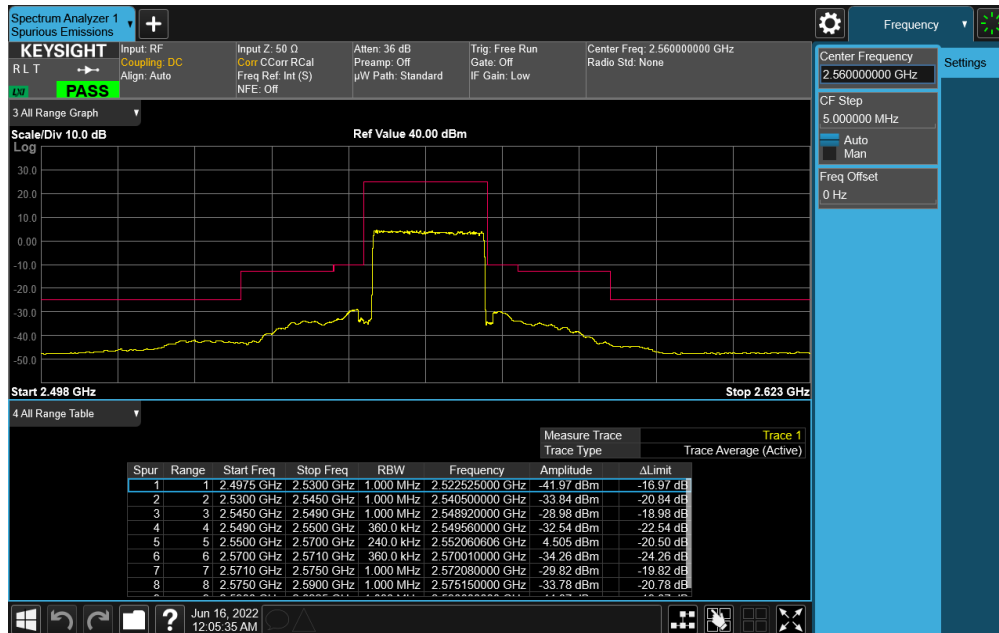
FCC ID: BCGA2435	element	PART 27 MEASUREMENT REPORT	Approved by: Technical Manager
Test Report S/N: 1C2205090025-04-R2.BCG	Test Dates: 6/1/2022 – 9/12/2022	EUT Type: Tablet Device	Page 155 of 274

V2.1 2/15/2022

Unless otherwise specified, no part of this report may be reproduced or utilized in any part, form or by any means, electronic or mechanical, including photocopying and microfilm, without permission in writing from Element Washington DC LLC. If you have any questions about this or have an enquiry about obtaining additional rights to this report or assembly of contents thereof, please contact [ct.info@element.com](mailto:ct.info@element.com).

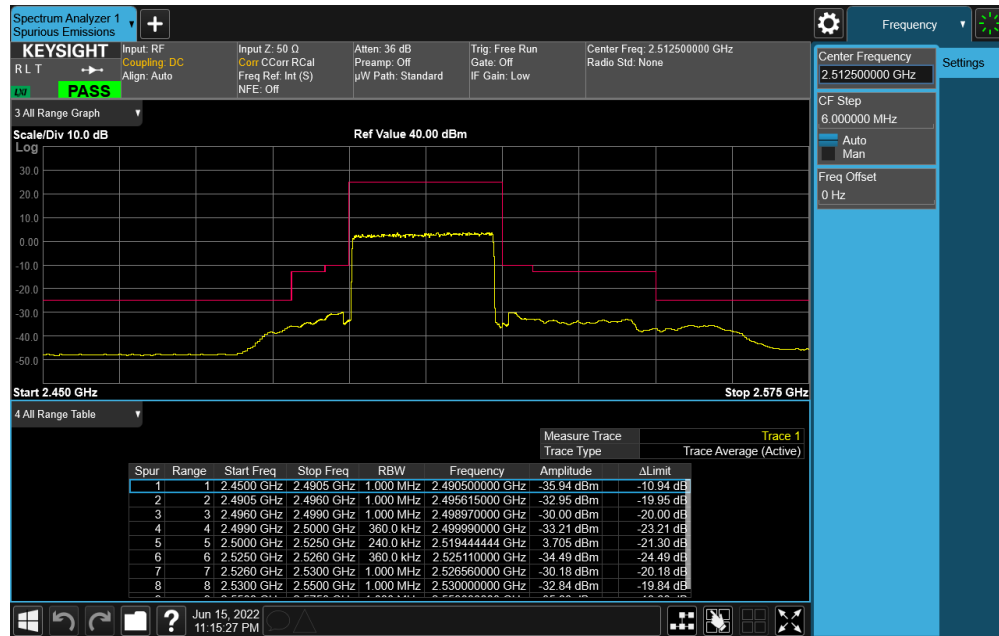


Plot 7-261. Middle Band Edge Plot (NR Band n7 - 20MHz DFT-s-OFDM  $\pi/2$  BPSK – Full RB)

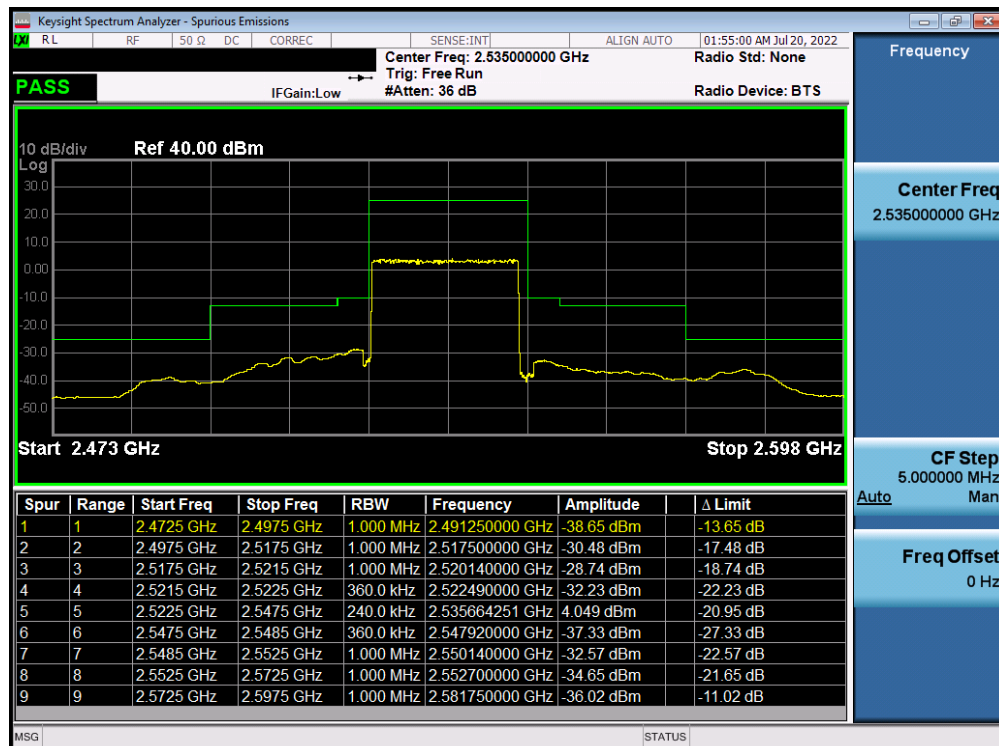


Plot 7-262. Upper Band Edge Plot (NR Band n7 - 20MHz DFT-s-OFDM  $\pi/2$  BPSK – Full RB)

FCC ID: BCGA2435	element	PART 27 MEASUREMENT REPORT	Approved by: Technical Manager
Test Report S/N: 1C2205090025-04-R2.BCG	Test Dates: 6/1/2022 – 9/12/2022	EUT Type: Tablet Device	Page 156 of 274

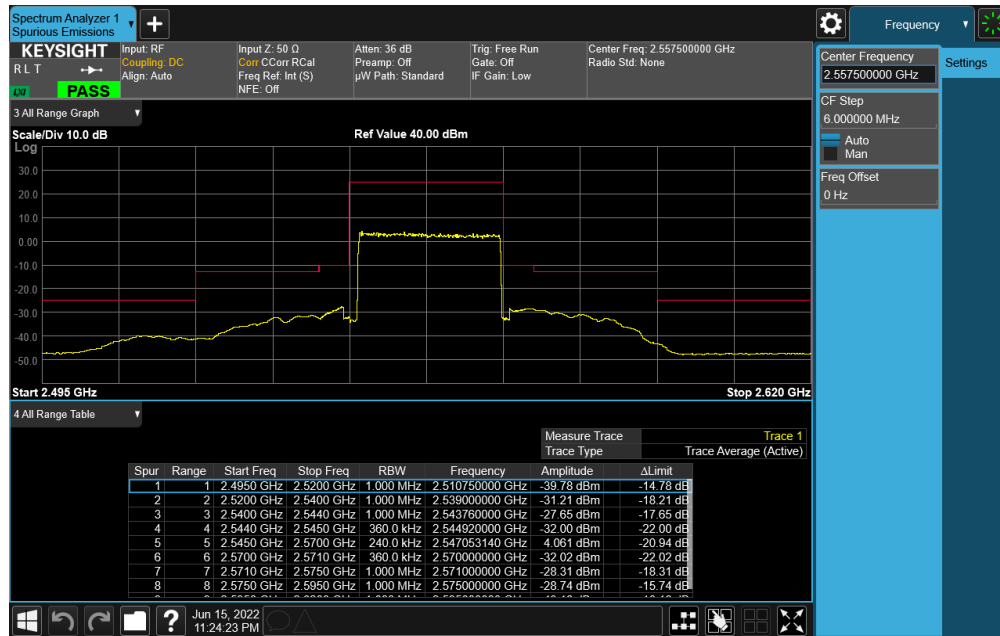


Plot 7-263. Lower Band Edge Plot (NR Band n7 - 25MHz DFT-s-OFDM  $\pi/2$  BPSK – Full RB)

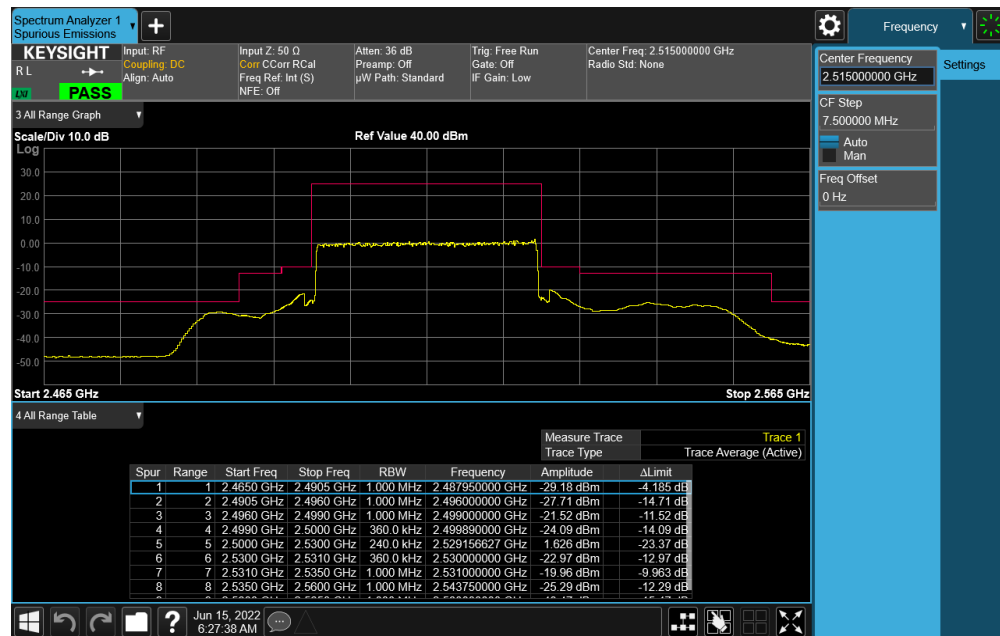


Plot 7-264. Middle Band Edge Plot (NR Band n7 - 25MHz DFT-s-OFDM  $\pi/2$  BPSK – Full RB)

FCC ID: BCGA2435	element	PART 27 MEASUREMENT REPORT	Approved by: Technical Manager
Test Report S/N: 1C2205090025-04-R2.BCG	Test Dates: 6/1/2022 – 9/12/2022	EUT Type: Tablet Device	Page 157 of 274



Plot 7-265. Upper Band Edge Plot (NR Band n7 - 25MHz CP-OFDM QPSK – Full RB)

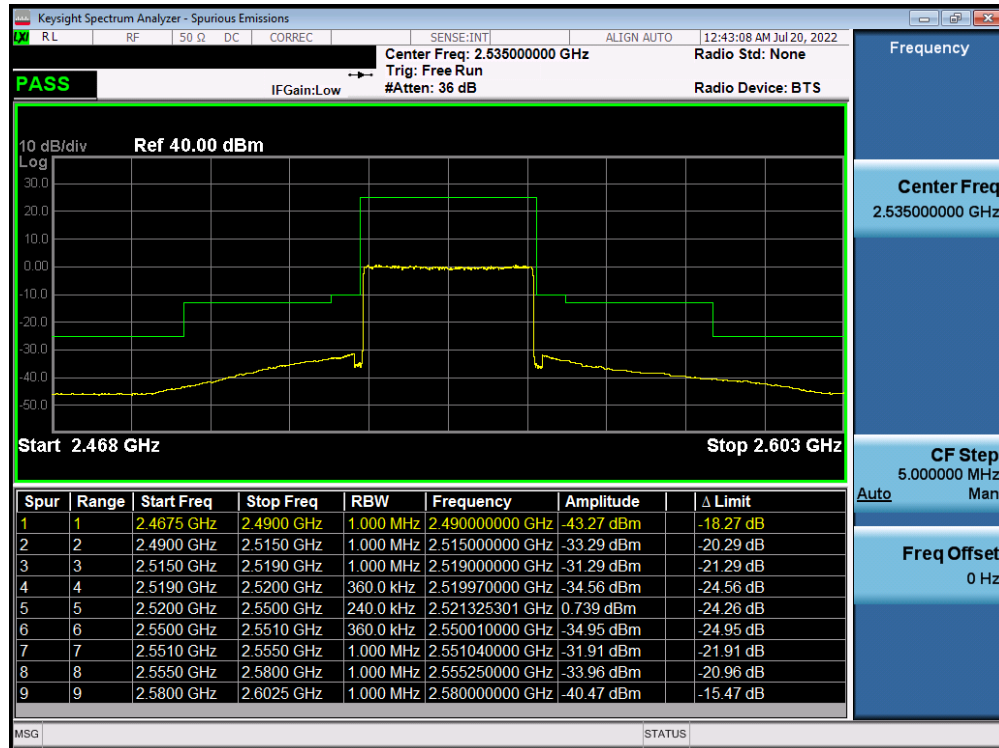


Plot 7-266. Lower Band Edge Plot (NR Band n7 - 30MHz DFT-s-OFDM  $\pi/2$  BPSK – Full RB)

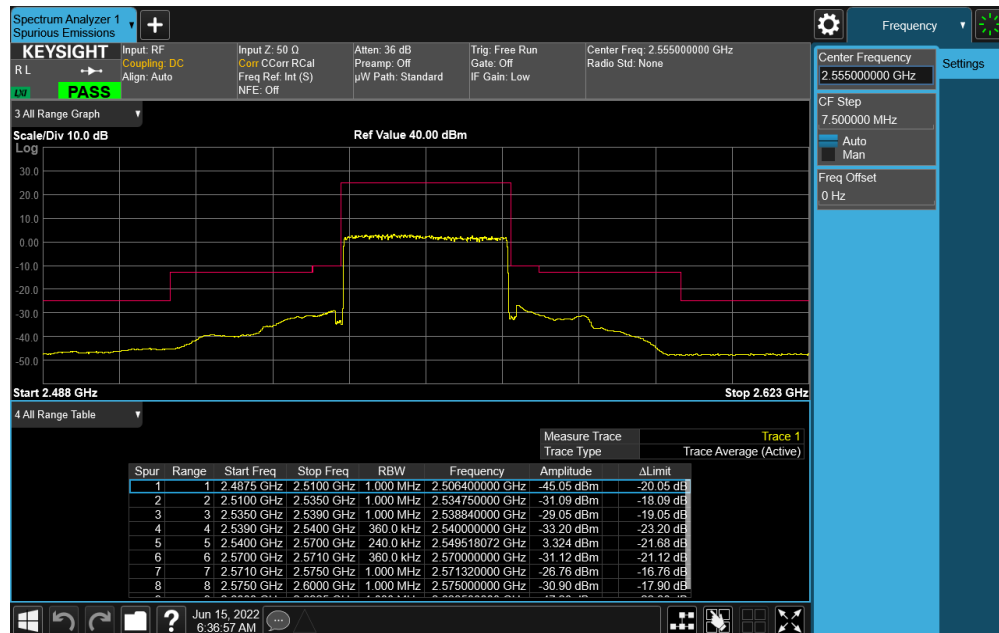
FCC ID: BCGA2435	element	PART 27 MEASUREMENT REPORT	Approved by: Technical Manager
Test Report S/N: 1C2205090025-04-R2.BCG	Test Dates: 6/1/2022 – 9/12/2022	EUT Type: Tablet Device	Page 158 of 274

V2.1 2/15/2022

Unless otherwise specified, no part of this report may be reproduced or utilized in any part, form or by any means, electronic or mechanical, including photocopying and microfilm, without permission in writing from Element Washington DC LLC. If you have any questions about this or have an enquiry about obtaining additional rights to this report or assembly of contents thereof, please contact [ct.info@element.com](mailto:ct.info@element.com).

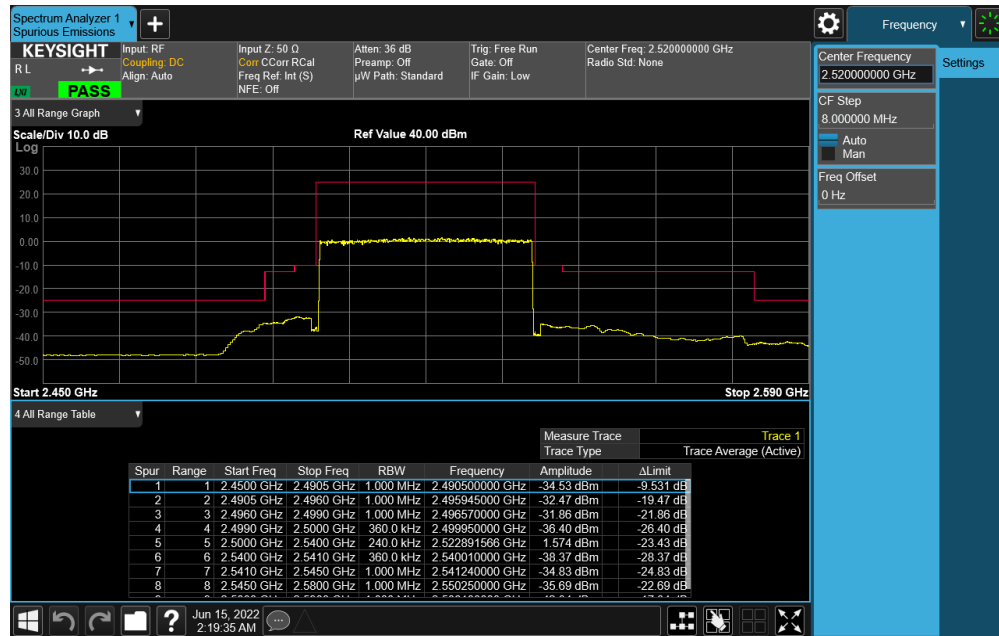


Plot 7-267. Middle Band Edge Plot (NR Band n7 - 30MHz CP-OFDM QPSK - Full RB)

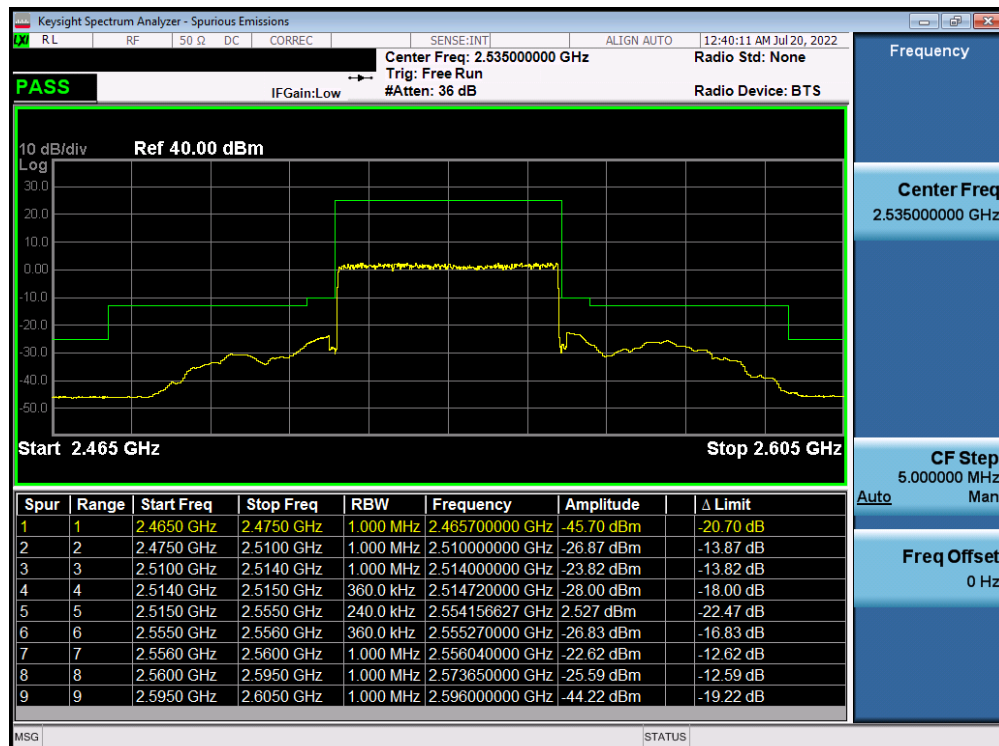


Plot 7-268. Upper Band Edge Plot (NR Band n7 - 30MHz DFT-s-OFDM  $\pi/2$  BPSK - Full RB)

FCC ID: BCGA2435	element	PART 27 MEASUREMENT REPORT	Approved by: Technical Manager
Test Report S/N: 1C2205090025-04-R2.BCG	Test Dates: 6/1/2022 - 9/12/2022	EUT Type: Tablet Device	Page 159 of 274



Plot 7-269. Lower Band Edge Plot (NR Band n7 - 40MHz DFT-s-OFDM  $\pi/2$  BPSK – Full RB)



Plot 7-270. Middle Band Edge Plot (NR Band n7 - 40MHz DFT-s-OFDM  $\pi/2$  BPSK – Full RB)

FCC ID: BCGA2435	<b>PART 27 MEASUREMENT REPORT</b>		Approved by: Technical Manager
Test Report S/N: 1C2205090025-04-R2.BCG	Test Dates: 6/1/2022 – 9/12/2022	EUT Type: Tablet Device	Page 160 of 274

V2.1 2/15/2022

Unless otherwise specified, no part of this report may be reproduced or utilized in any part, form or by any means, electronic or mechanical, including photocopying and microfilm, without permission in writing from Element Washington DC LLC. If you have any questions about this or have an enquiry about obtaining additional rights to this report or assembly of contents thereof, please contact [ct.info@element.com](mailto:ct.info@element.com).