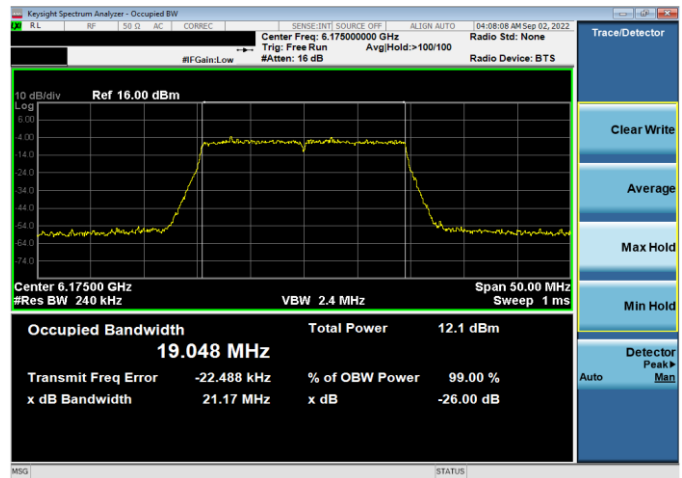
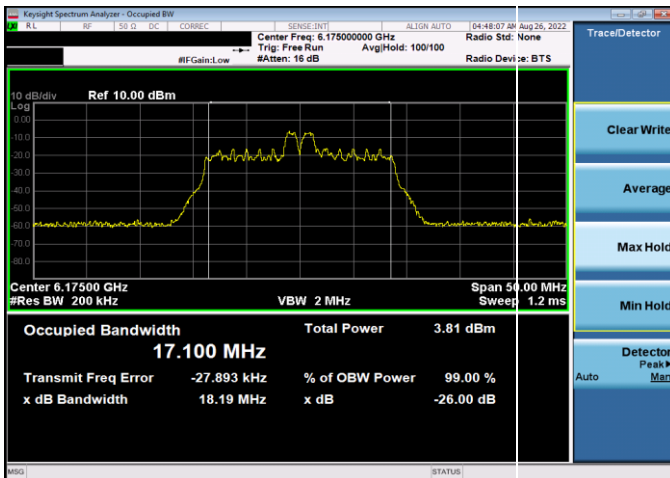


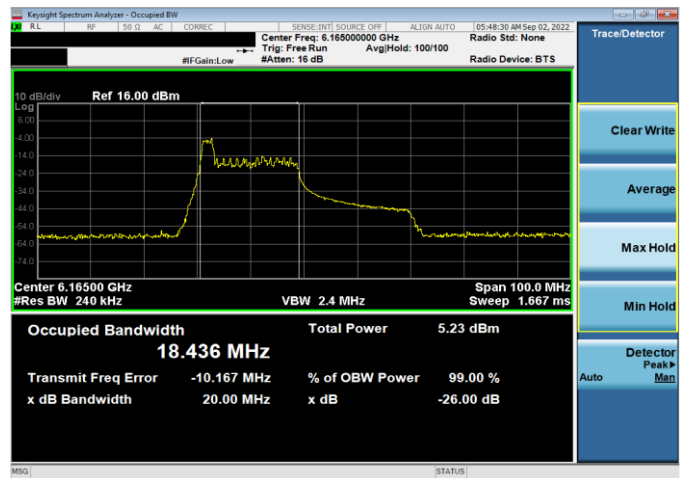
Plot 7-65. 26dB & 99% Bandwidth Plot Antenna WF5t (20MHz 802.11ax RU26 (UNII Band 5) – Ch. 45)



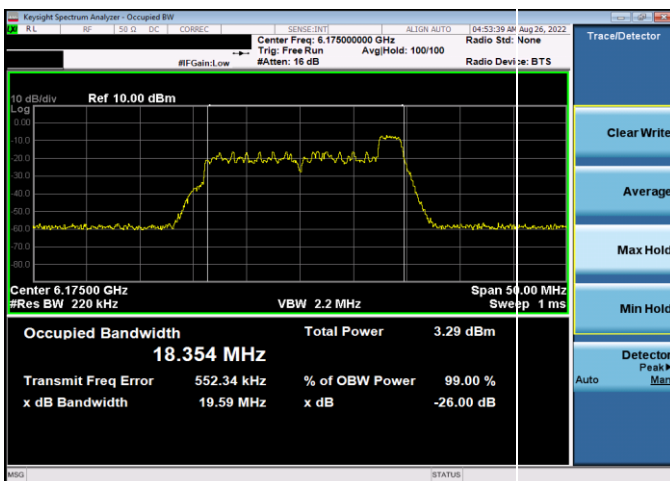
Plot 7-68. 26dB & 99% Bandwidth Plot Antenna WF5t (20MHz 802.11ax RU242 (UNII Band 5) – Ch. 45)



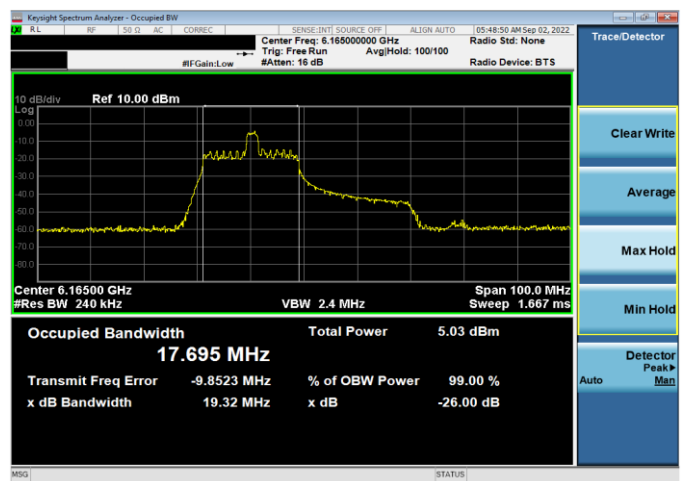
Plot 7-66. 26dB & 99% Bandwidth Plot Antenna WF5t (20MHz 802.11ax RU26 (UNII Band 5) – Ch. 45)



Plot 7-69. 26dB & 99% Bandwidth Plot Antenna WF5t (40MHz 802.11ax RU26 (UNII Band 5) – Ch. 43)

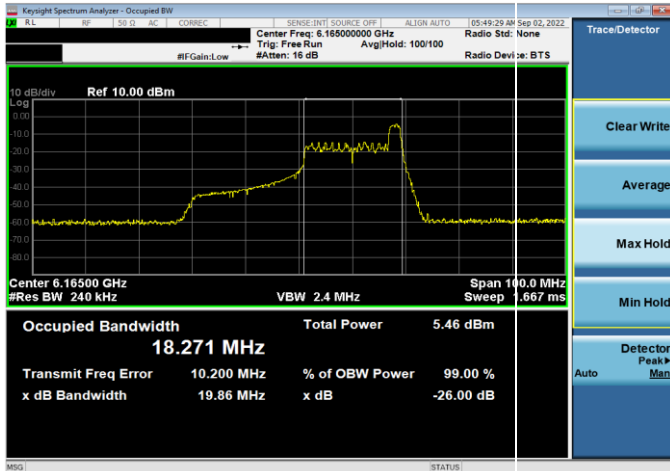


Plot 7-67. 26dB & 99% Bandwidth Plot Antenna WF5t (20MHz 802.11ax RU26 (UNII Band 5) – Ch. 45)

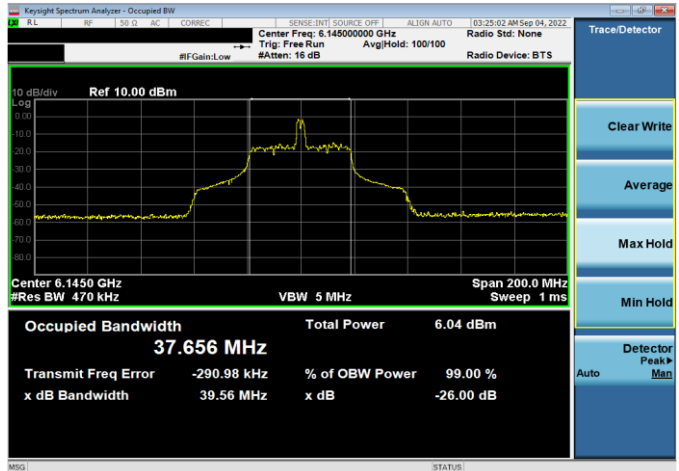


Plot 7-70. 26dB & 99% Bandwidth Plot Antenna WF5t (40MHz 802.11ax RU26 (UNII Band 5) – Ch. 43)

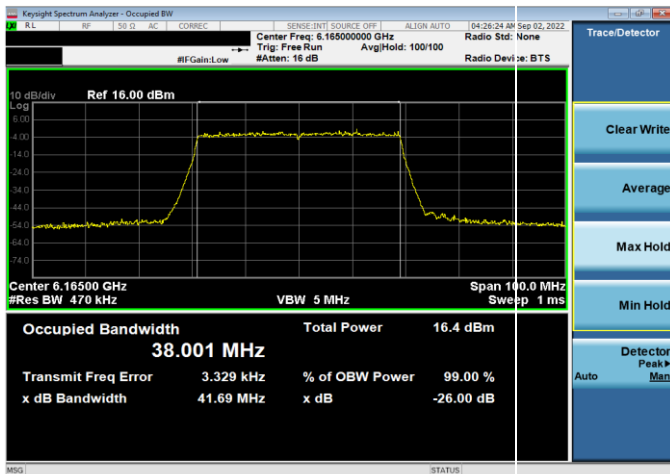
FCC ID: BCGA2759 IC: 579C-A2759		MEASUREMENT REPORT (CERTIFICATION)	Approved by: Technical Manager
Test Report S/N: 1C2205090024-12-R3.BCG	Test Dates: 05/27/2022 - 9/26/2022	EUT Type: Tablet Device	Page 33 of 323



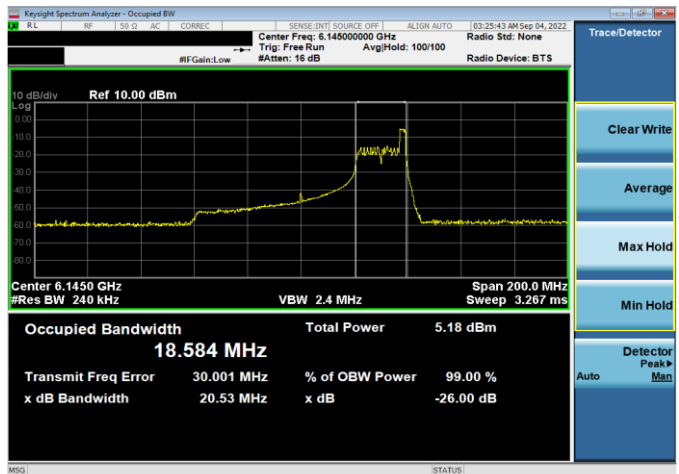
Plot 7-71. 26dB & 99% Bandwidth Plot Antenna WF5t (40MHz 802.11ax RU26 (UNII Band 5) – Ch. 43)



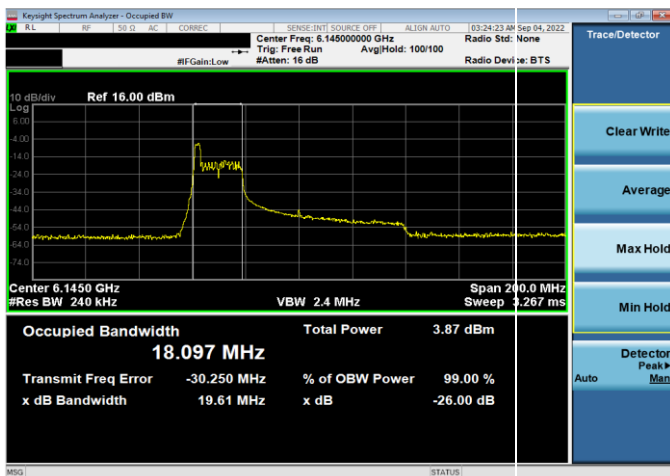
Plot 7-74. 26dB & 99% Bandwidth Plot Antenna WF5t (80MHz 802.11ax RU26 (UNII Band 5) – Ch. 39)



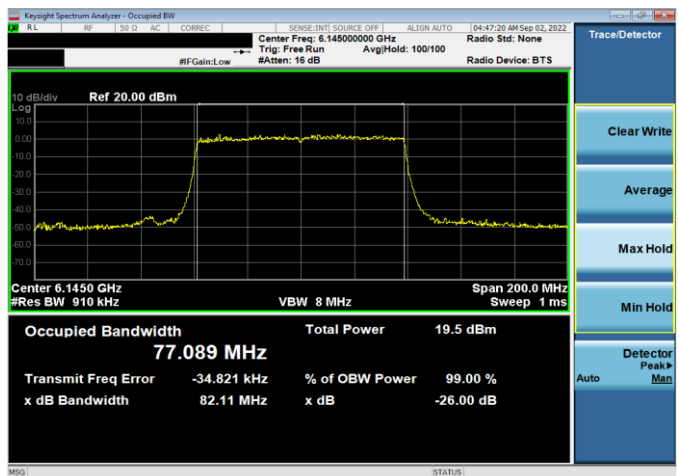
Plot 7-72. 26dB & 99% Bandwidth Plot Antenna WF5t (40MHz 802.11ax RU484 (UNII Band 5) – Ch. 43)



Plot 7-75. 26dB & 99% Bandwidth Plot Antenna WF5t (80MHz 802.11ax RU26 (UNII Band 5) – Ch. 39)

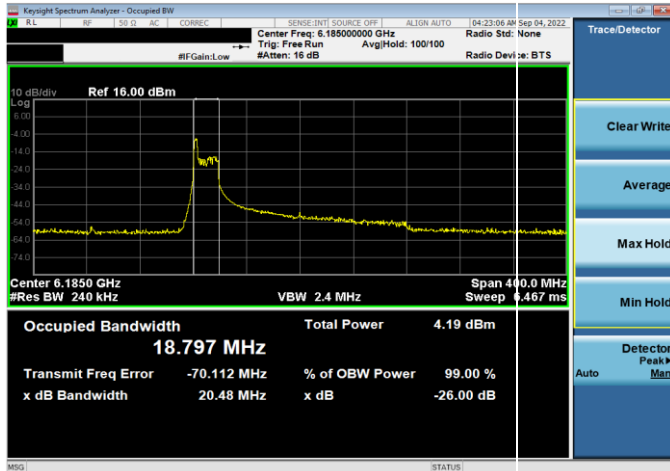


Plot 7-73. 26dB & 99% Bandwidth Plot Antenna WF5t (80MHz 802.11ax RU26 (UNII Band 5) – Ch. 39)

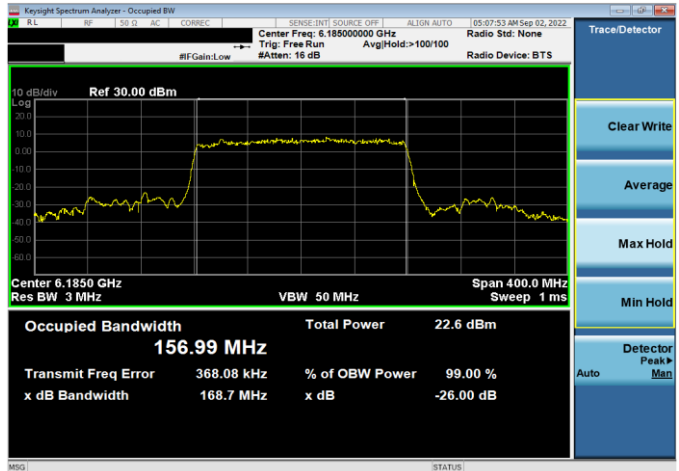


Plot 7-76. 26dB & 99% Bandwidth Plot Antenna WF5t (80MHz 802.11ax RU996 (UNII Band 5) – Ch. 39)

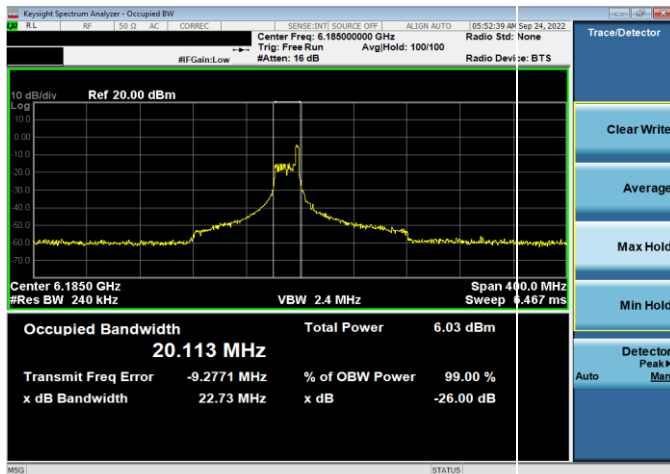
FCC ID: BCGA2759 IC: 579C-A2759		MEASUREMENT REPORT (CERTIFICATION)	Approved by: Technical Manager
Test Report S/N: 1C2205090024-12-R3.BCG	Test Dates: 05/27/2022 - 9/26/2022	EUT Type: Tablet Device	Page 34 of 323



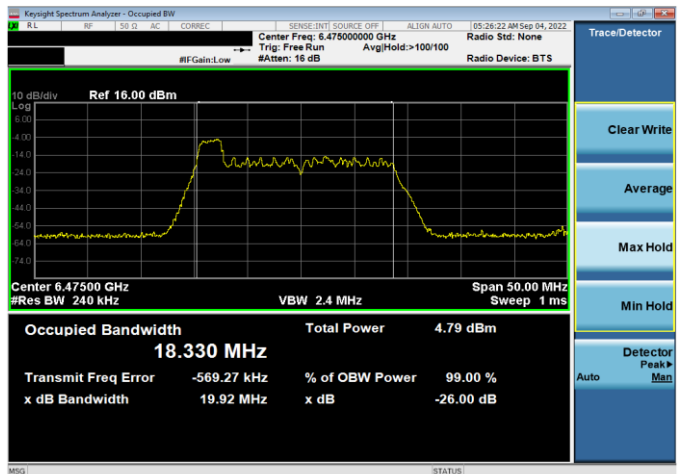
Plot 7-77. 26dB & 99% Bandwidth Plot Antenna WF5t (160MHz 802.11ax RU26 (UNII Band 5) – Ch. 47)



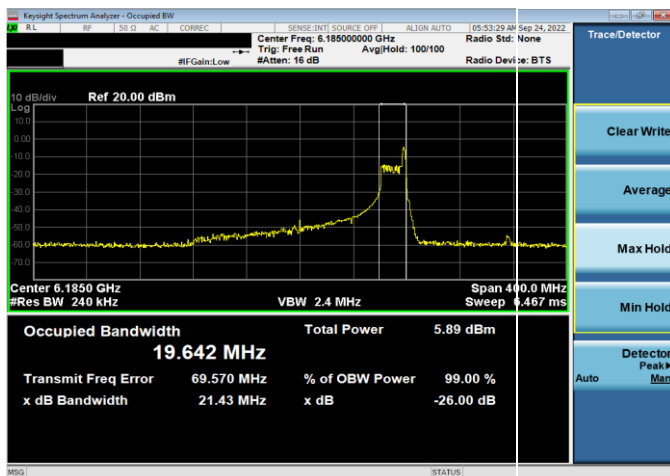
Plot 7-80. 26dB & 99% Bandwidth Plot Antenna WF5t (160MHz 802.11ax RU484 (UNII Band 5) – Ch. 47)



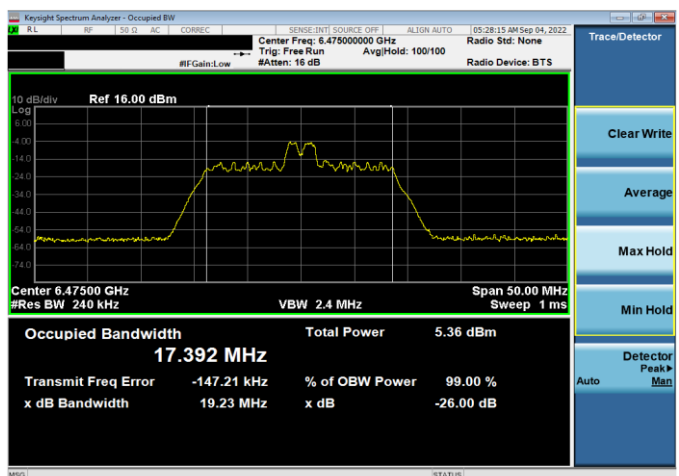
Plot 7-78. 26dB & 99% Bandwidth Plot Antenna WF5t (160MHz 802.11ax RU26 (UNII Band 5) – Ch. 47)



Plot 7-81. 26dB & 99% Bandwidth Plot Antenna WF5t (20MHz 802.11ax RU26 (UNII Band 6) – Ch. 105)

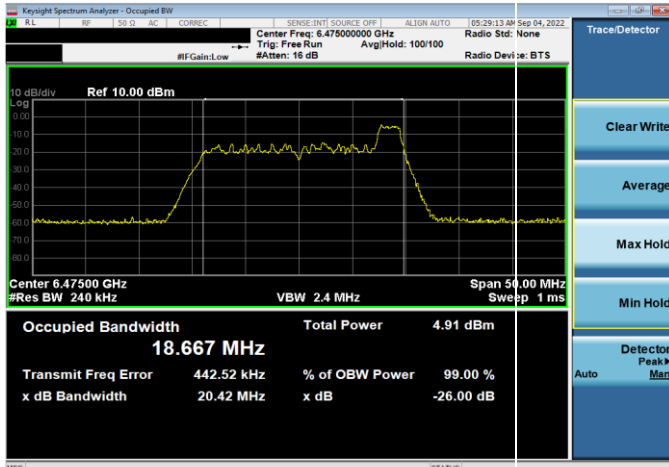


Plot 7-79. 26dB & 99% Bandwidth Plot Antenna WF5t (160MHz 802.11ax RU26 (UNII Band 5) – Ch. 47)

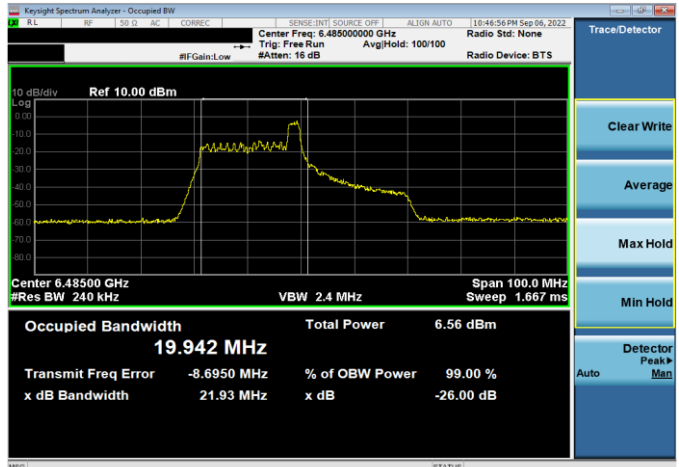


Plot 7-82. 26dB & 99% Bandwidth Plot Antenna WF5t (20MHz 802.11ax RU26 (UNII Band 6) – Ch. 105)

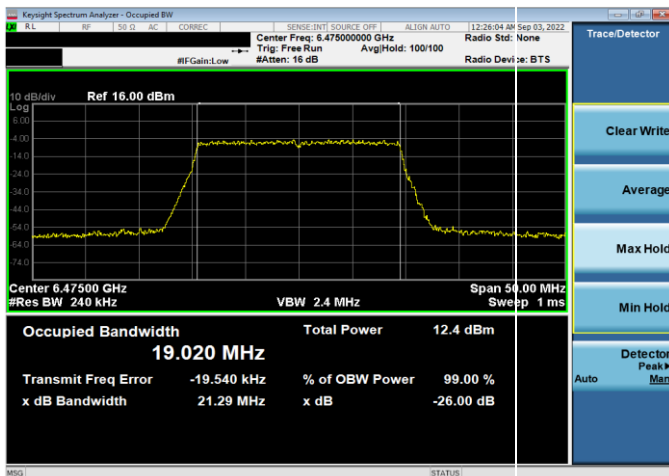
FCC ID: BCGA2759 IC: 579C-A2759		MEASUREMENT REPORT (CERTIFICATION)	Approved by: Technical Manager
Test Report S/N: 1C2205090024-12-R3.BCG	Test Dates: 05/27/2022 - 9/26/2022	EUT Type: Tablet Device	Page 35 of 323



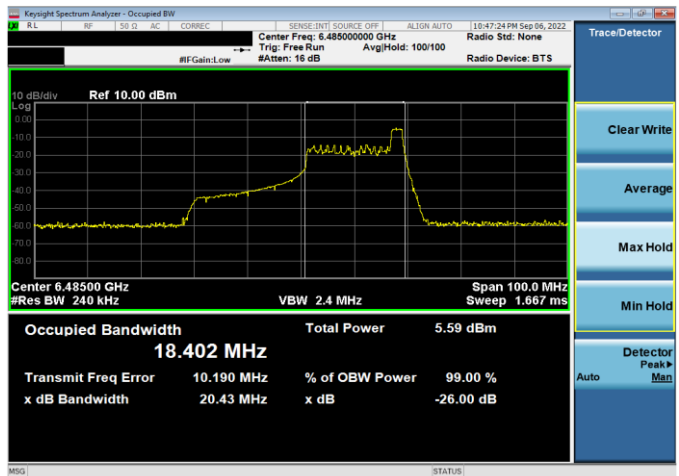
Plot 7-83. 26dB & 99% Bandwidth Plot Antenna WF5t (20MHz 802.11ax RU26 (UNII Band 6) – Ch. 105)



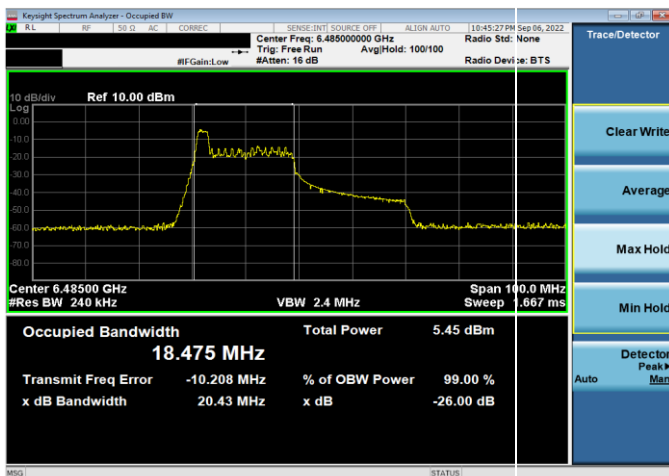
Plot 7-86. 26dB & 99% Bandwidth Plot Antenna WF5t (40MHz 802.11ax RU26 (UNII Band 6) – Ch. 107)



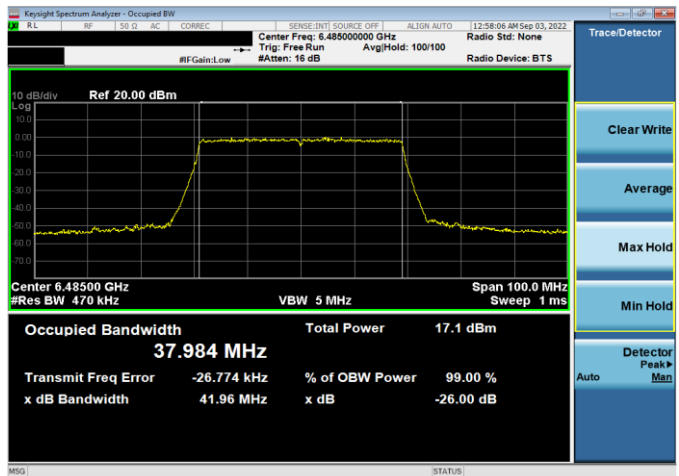
Plot 7-84. 26dB & 99% Bandwidth Plot Antenna WF5t (20MHz 802.11ax RU242 (UNII Band 6) – Ch. 105)



Plot 7-87. 26dB & 99% Bandwidth Plot Antenna WF5t (40MHz 802.11ax RU26 (UNII Band 6) – Ch. 107)

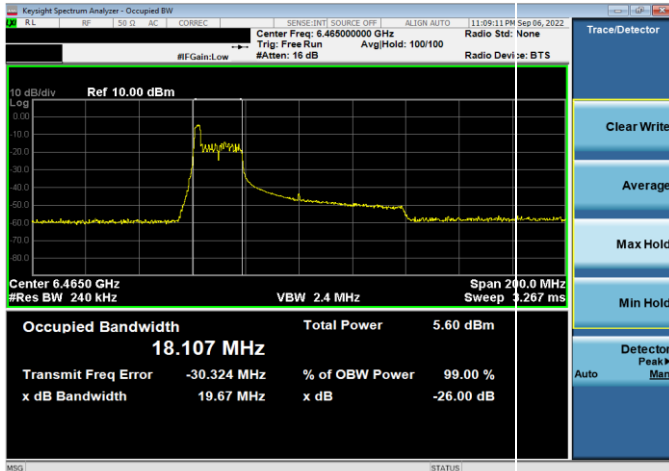


Plot 7-85. 26dB & 99% Bandwidth Plot Antenna WF5t (40MHz 802.11ax RU26 (UNII Band 6) – Ch. 107)

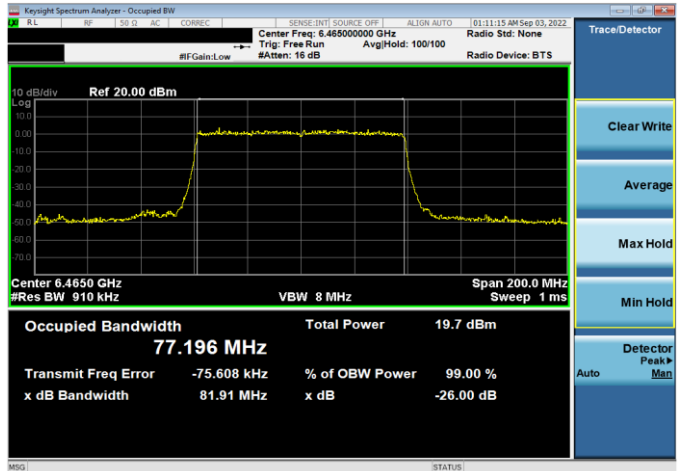


Plot 7-88. 26dB & 99% Bandwidth Plot Antenna WF5t (40MHz 802.11ax RU484 (UNII Band 6) – Ch. 107)

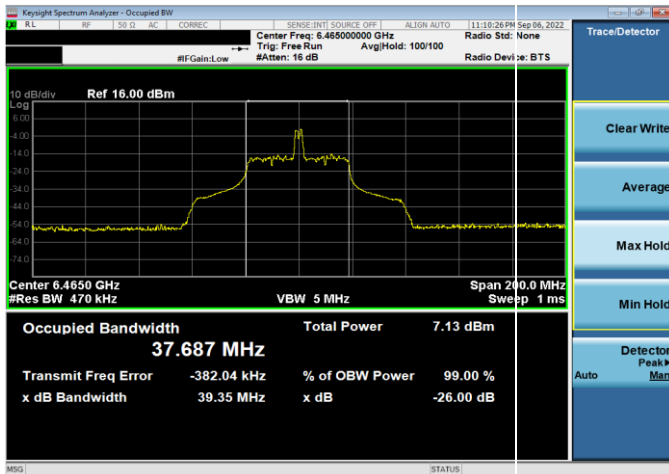
FCC ID: BCGA2759 IC: 579C-A2759		MEASUREMENT REPORT (CERTIFICATION)	Approved by: Technical Manager
Test Report S/N: 1C2205090024-12-R3.BCG	Test Dates: 05/27/2022 - 9/26/2022	EUT Type: Tablet Device	Page 36 of 323



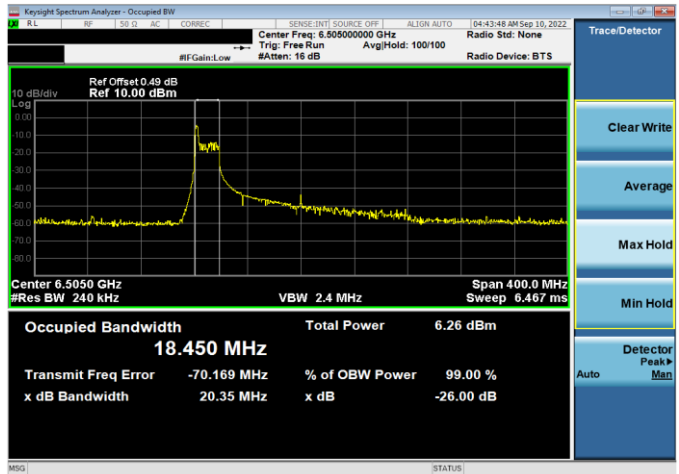
Plot 7-89. 26dB & 99% Bandwidth Plot Antenna WF5t (80MHz 802.11ax RU26 (UNII Band 6) – Ch. 103)



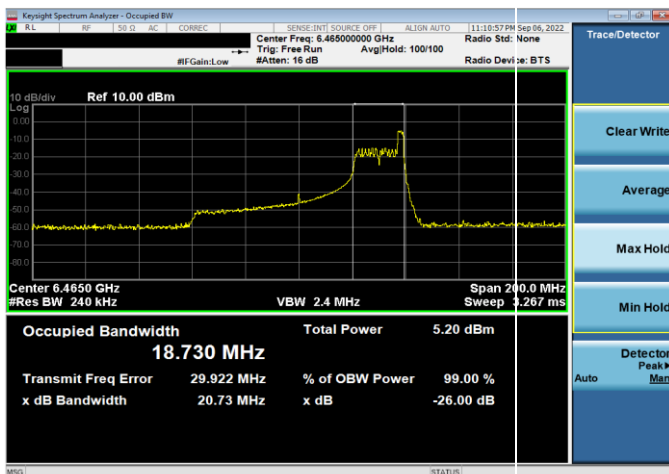
Plot 7-92. 26dB & 99% Bandwidth Plot Antenna WF5t (80MHz 802.11ax RU996 (UNII Band 6) – Ch. 103)



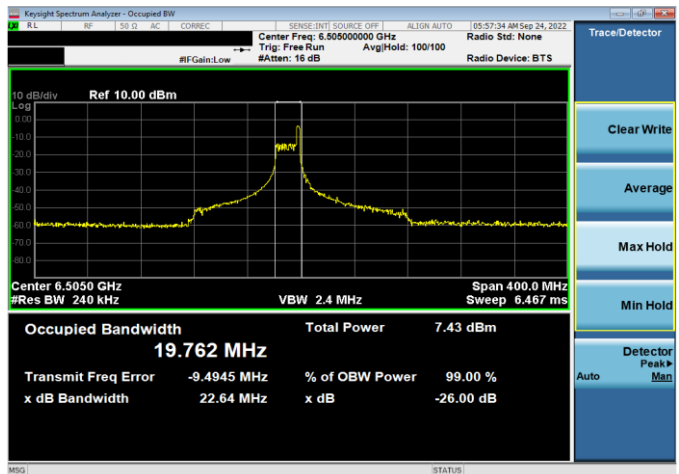
Plot 7-90. 26dB & 99% Bandwidth Plot Antenna WF5t (80MHz 802.11ax RU26 (UNII Band 6) – Ch. 103)



Plot 7-93. 26dB & 99% Bandwidth Plot Antenna WF5t (160MHz 802.11ax RU26 (UNII Band 6) – Ch. 111)



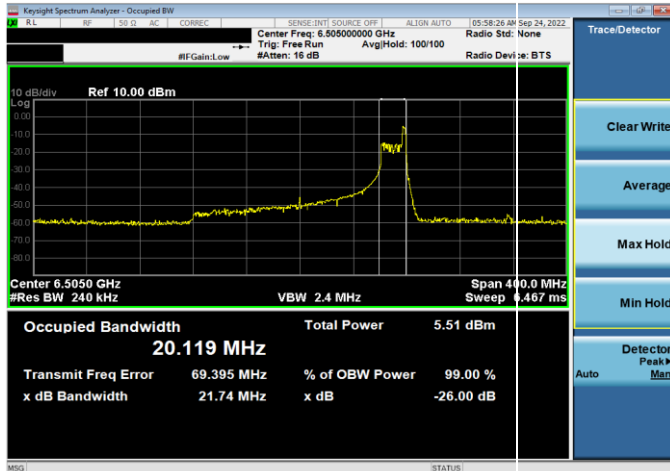
Plot 7-91. 26dB & 99% Bandwidth Plot Antenna WF5t (80MHz 802.11ax RU26 (UNII Band 6) – Ch. 103)



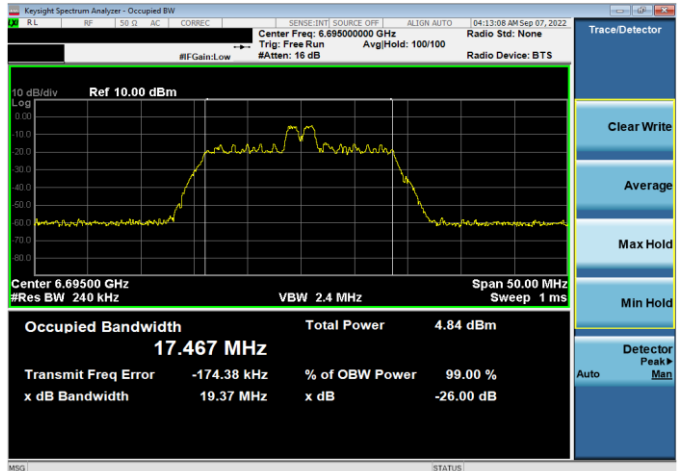
Plot 7-94. 26dB & 99% Bandwidth Plot Antenna WF5t (160MHz 802.11ax RU26 (UNII Band 6) – Ch. 111)

FCC ID: BCGA2759 IC: 579C-A2759		MEASUREMENT REPORT (CERTIFICATION)	Approved by: Technical Manager
Test Report S/N: 1C2205090024-12-R3.BCG	Test Dates: 05/27/2022 - 9/26/2022	EUT Type: Tablet Device	Page 37 of 323

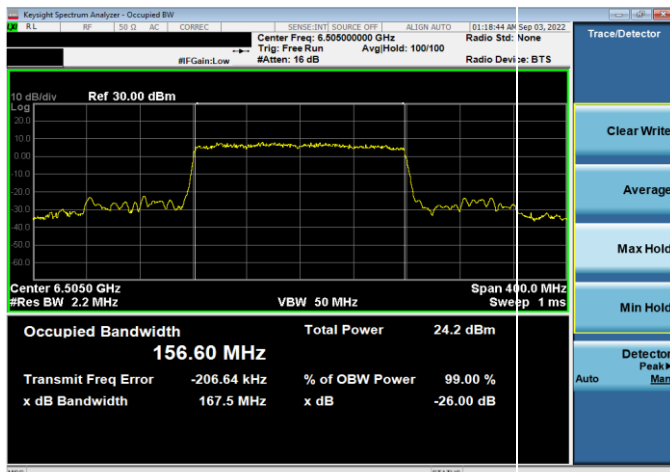




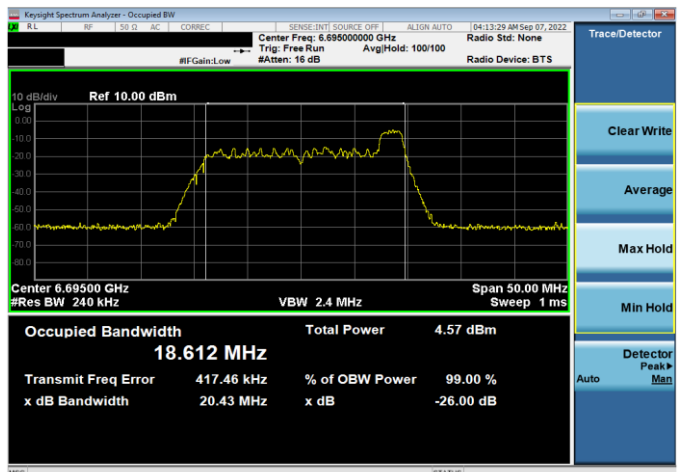
Plot 7-95. 26dB & 99% Bandwidth Plot Antenna WF5t (160MHz 802.11ax RU26 (UNII Band 6) – Ch. 111)



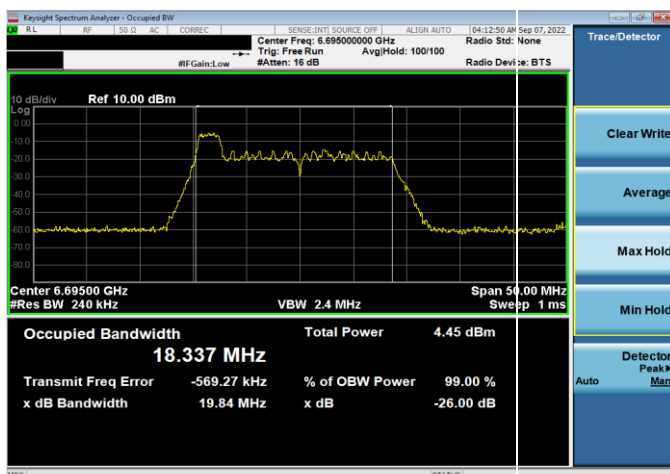
Plot 7-98. 26dB & 99% Bandwidth Plot Antenna WF5t (20MHz 802.11ax RU26 (UNII Band 7) – Ch. 149)



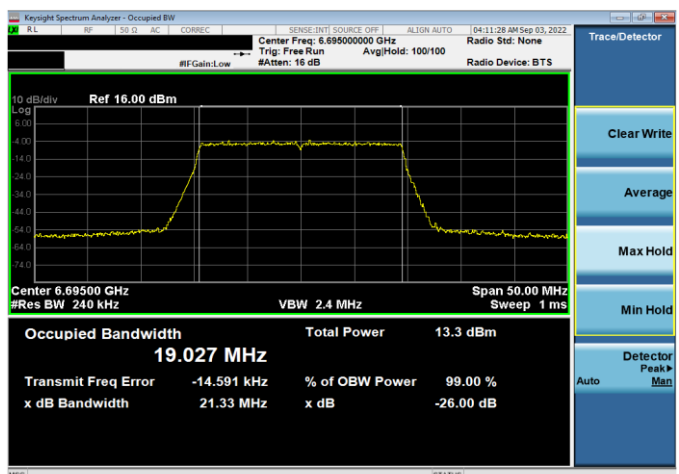
Plot 7-96. 26dB & 99% Bandwidth Plot Antenna WF5t (160MHz 802.11ax RU484 (UNII Band 6) – Ch. 111)



Plot 7-99. 26dB & 99% Bandwidth Plot Antenna WF5t (20MHz 802.11ax RU26 (UNII Band 7) – Ch. 149)

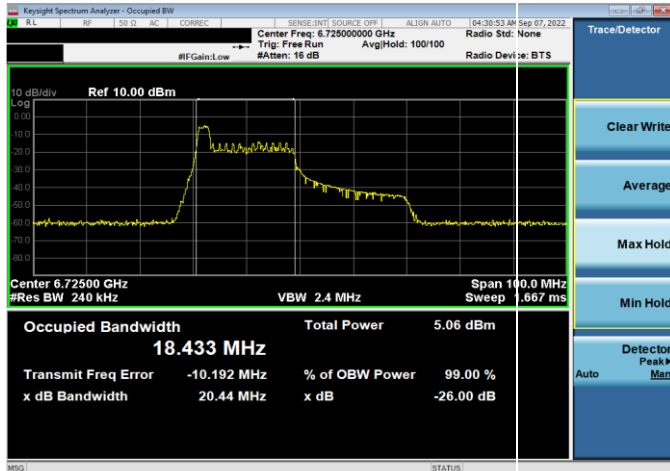


Plot 7-97. 26dB & 99% Bandwidth Plot Antenna WF5t (20MHz 802.11ax RU26 (UNII Band 7) – Ch. 149)

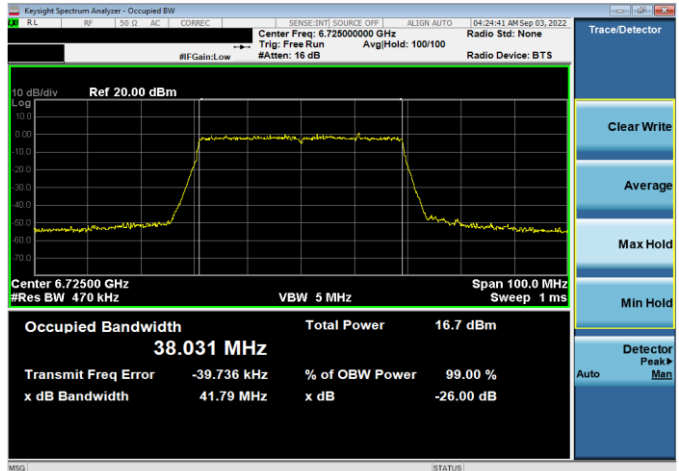


Plot 7-100. 26dB & 99% Bandwidth Plot Antenna WF5t (20MHz 802.11ax RU242 (UNII Band 7) – Ch. 149)

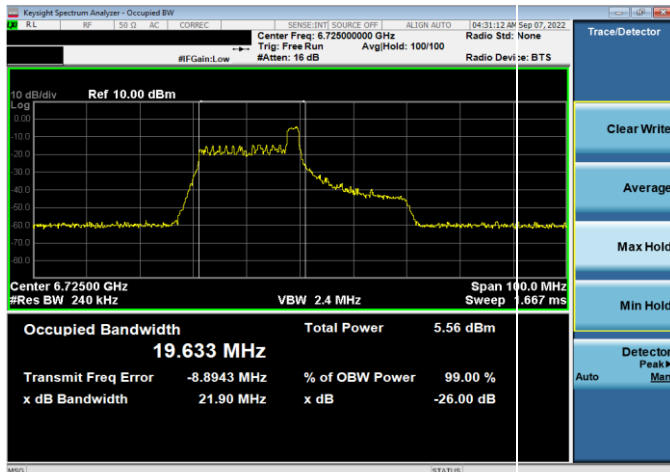
FCC ID: BCGA2759 IC: 579C-A2759		MEASUREMENT REPORT (CERTIFICATION)	Approved by: Technical Manager
Test Report S/N: 1C2205090024-12-R3.BCG	Test Dates: 05/27/2022 - 9/26/2022	EUT Type: Tablet Device	Page 38 of 323



Plot 7-101. 26dB & 99% Bandwidth Plot Antenna WF5t (40MHz 802.11ax RU26 (UNII Band 7) – Ch. 155)



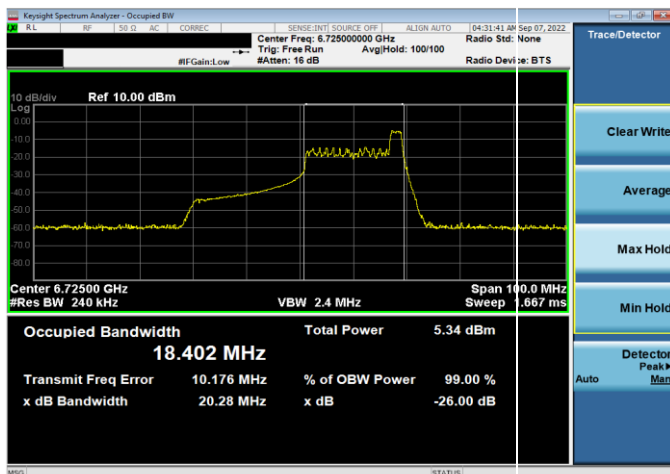
Plot 7-104. 26dB & 99% Bandwidth Plot Antenna WF5t (40MHz 802.11ax RU484 (UNII Band 7) – Ch. 155)



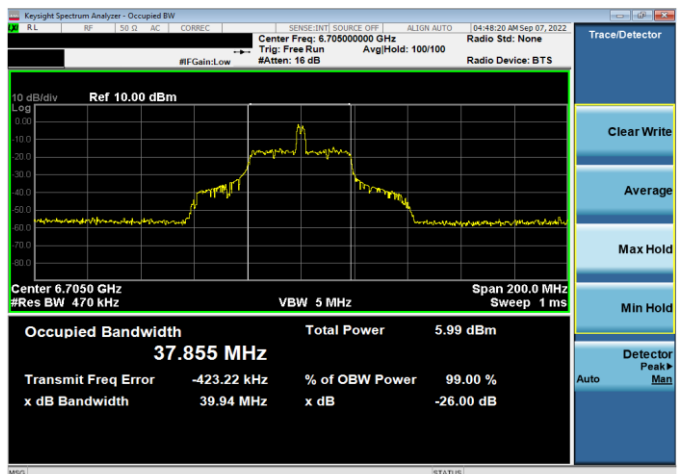
Plot 7-102. 26dB & 99% Bandwidth Plot Antenna WF5t (40MHz 802.11ax RU26 (UNII Band 7) – Ch. 155)



Plot 7-105. 26dB & 99% Bandwidth Plot Antenna WF5t (80MHz 802.11ax RU26 (UNII Band 7) – Ch. 151)

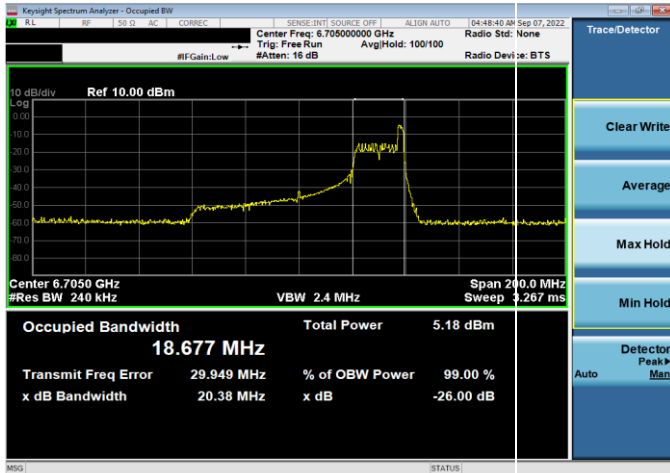


Plot 7-103. 26dB & 99% Bandwidth Plot Antenna WF5t (40MHz 802.11ax RU26 (UNII Band 7) – Ch. 155)

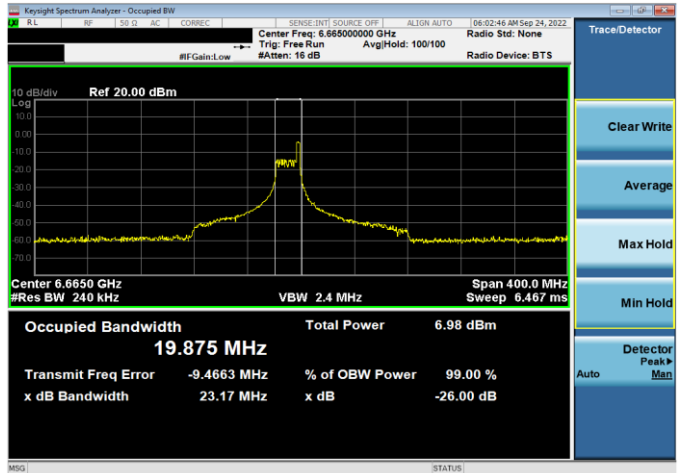


Plot 7-106. 26dB & 99% Bandwidth Plot Antenna WF5t (80MHz 802.11ax RU26 (UNII Band 7) – Ch. 151)

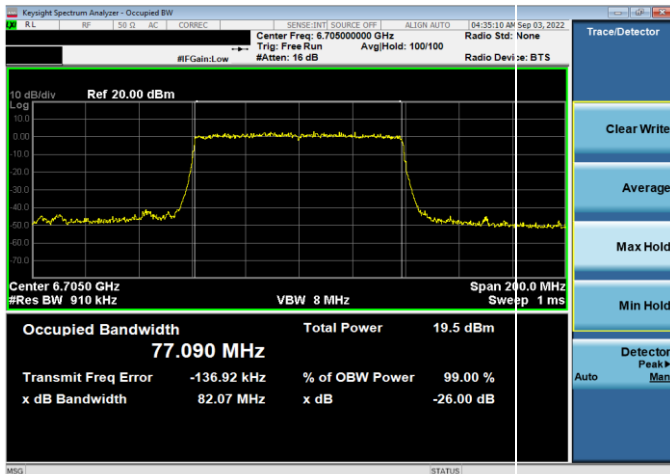
FCC ID: BCGA2759 IC: 579C-A2759		MEASUREMENT REPORT (CERTIFICATION)	Approved by: Technical Manager
Test Report S/N: 1C2205090024-12-R3.BCG	Test Dates: 05/27/2022 - 9/26/2022	EUT Type: Tablet Device	Page 39 of 323



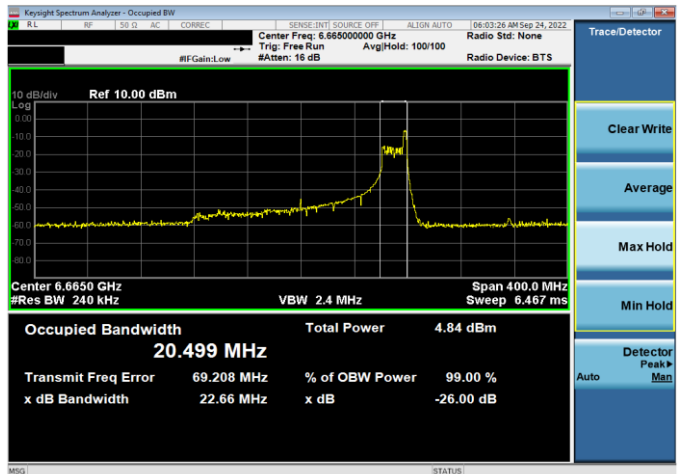
Plot 7-107. 26dB & 99% Bandwidth Plot Antenna WF5t (80MHz 802.11ax RU26 (UNII Band 7) – Ch. 151)



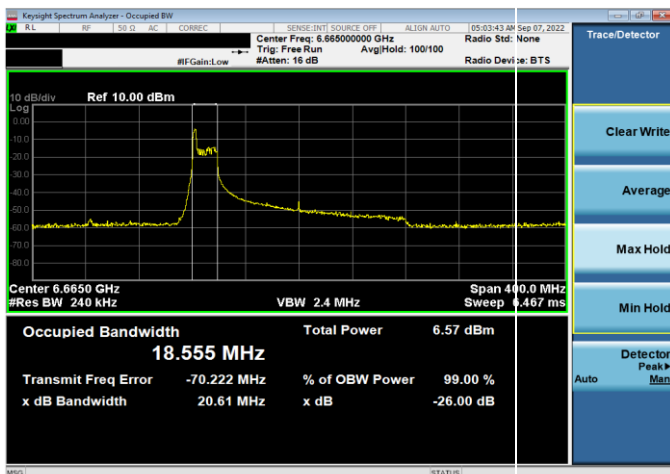
Plot 7-110. 26dB & 99% Bandwidth Plot Antenna WF5t (160MHz 802.11ax RU26 (UNII Band 7) – Ch. 143)



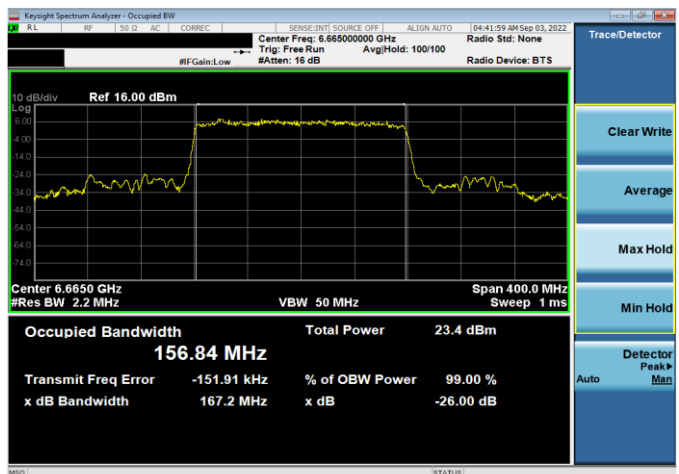
Plot 7-108. 26dB & 99% Bandwidth Plot Antenna WF5t (80MHz 802.11ax RU996 (UNII Band 7) – Ch. 151)



Plot 7-111. 26dB & 99% Bandwidth Plot Antenna WF5t (160MHz 802.11ax RU26 (UNII Band 7) – Ch. 143)



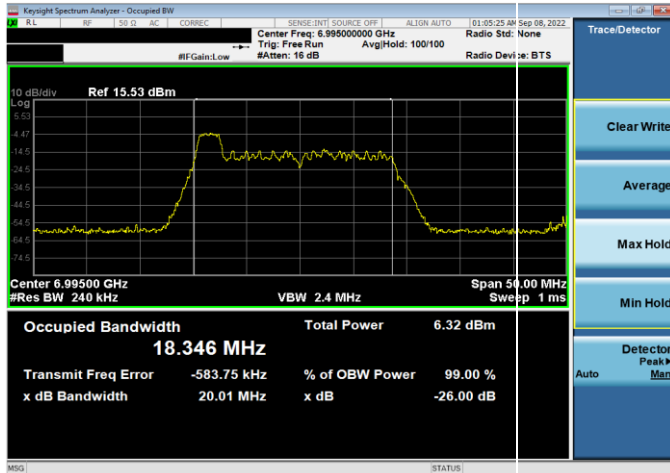
Plot 7-109. 26dB & 99% Bandwidth Plot Antenna WF5t (160MHz 802.11ax RU26 (UNII Band 7) – Ch. 143)



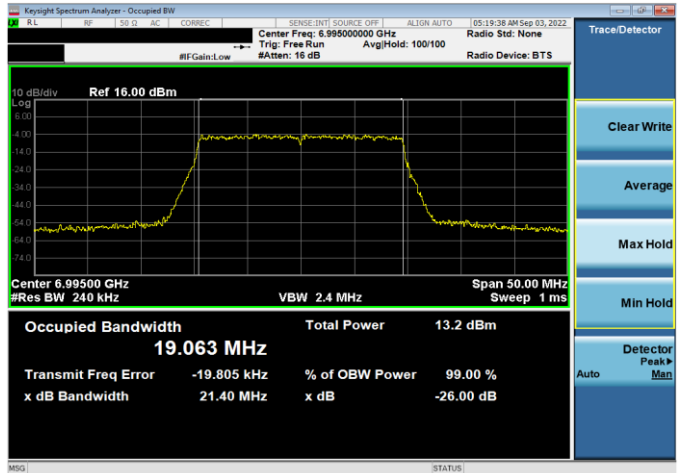
Plot 7-112. 26dB & 99% Bandwidth Plot Antenna WF5t (160MHz 802.11ax RU484 (UNII Band 7) – Ch. 143)

FCC ID: BCGA2759 IC: 579C-A2759		MEASUREMENT REPORT (CERTIFICATION)	Approved by: Technical Manager
Test Report S/N: 1C2205090024-12-R3.BCG	Test Dates: 05/27/2022 - 9/26/2022	EUT Type: Tablet Device	Page 40 of 323

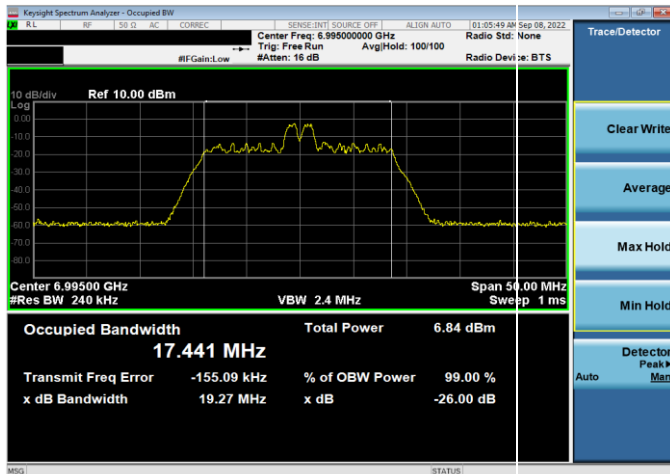




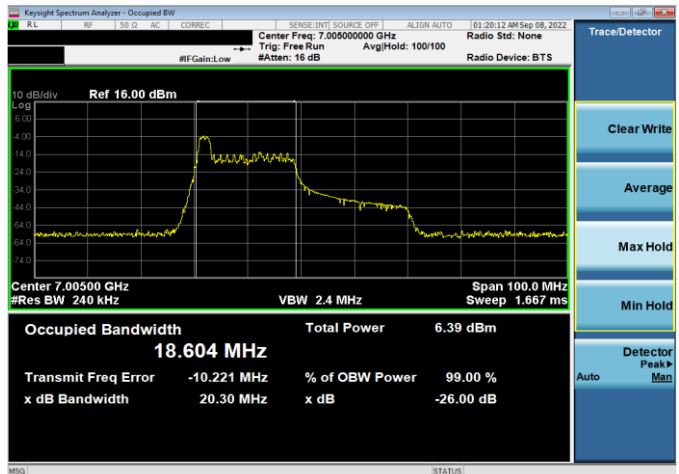
Plot 7-113. 26dB & 99% Bandwidth Plot Antenna WF5t (20MHz 802.11ax RU26 (UNII Band 8) – Ch. 209)



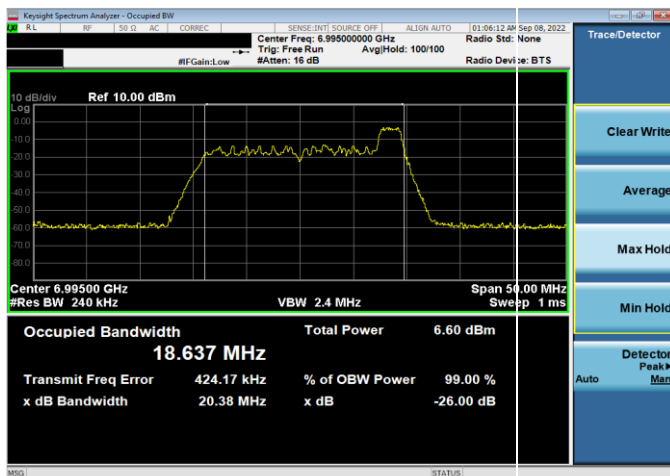
Plot 7-116. 26dB & 99% Bandwidth Plot Antenna WF5t (20MHz 802.11ax RU242 (UNII Band 8) – Ch. 209)



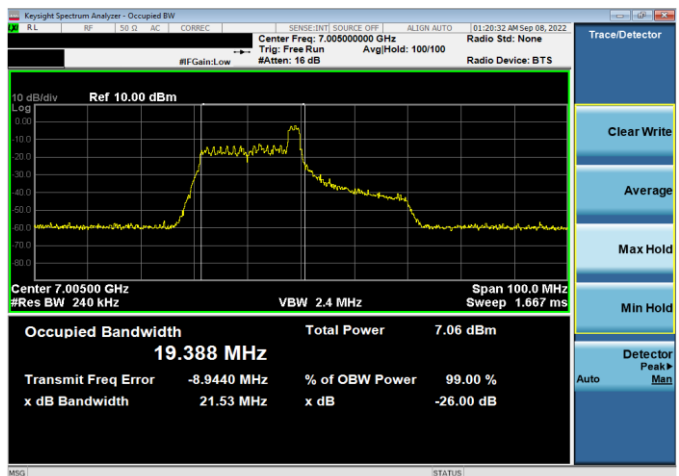
Plot 7-114. 26dB & 99% Bandwidth Plot Antenna WF5t (20MHz 802.11ax RU26 (UNII Band 8) – Ch. 209)



Plot 7-117. 26dB & 99% Bandwidth Plot Antenna WF5t (40MHz 802.11ax RU26 (UNII Band 8) – Ch. 211)

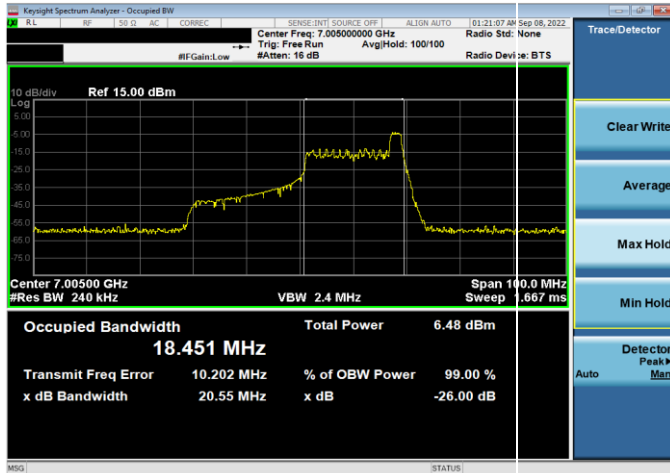


Plot 7-115. 26dB & 99% Bandwidth Plot Antenna WF5t (20MHz 802.11ax RU26 (UNII Band 8) – Ch. 209)

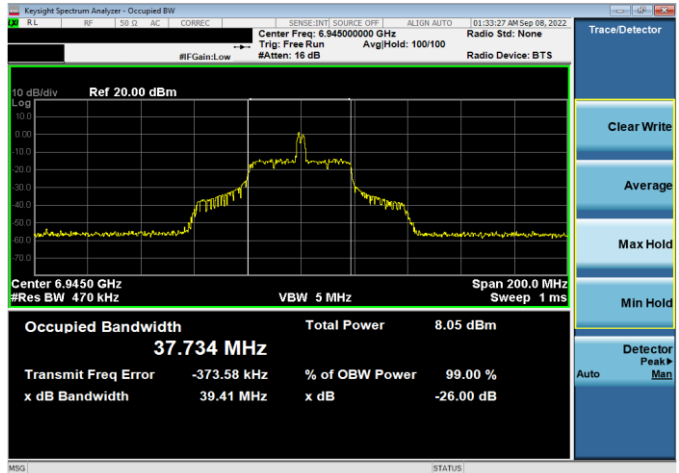


Plot 7-118. 26dB & 99% Bandwidth Plot Antenna WF5t (40MHz 802.11ax RU26 (UNII Band 8) – Ch. 211)

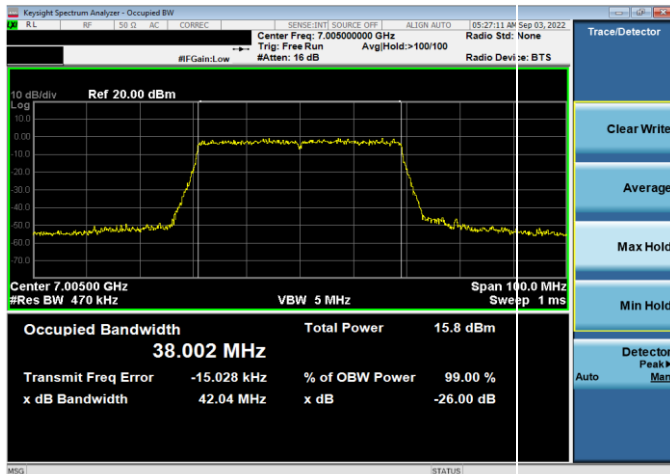
FCC ID: BCGA2759 IC: 579C-A2759		MEASUREMENT REPORT (CERTIFICATION)	Approved by: Technical Manager
Test Report S/N: 1C2205090024-12-R3.BCG	Test Dates: 05/27/2022 - 9/26/2022	EUT Type: Tablet Device	Page 41 of 323



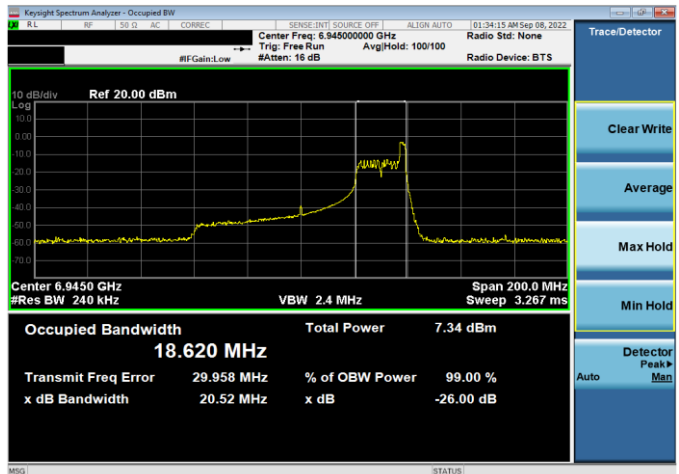
Plot 7-119. 26dB & 99% Bandwidth Plot Antenna WF5t (40MHz 802.11ax RU26 (UNII Band 8) – Ch. 211)



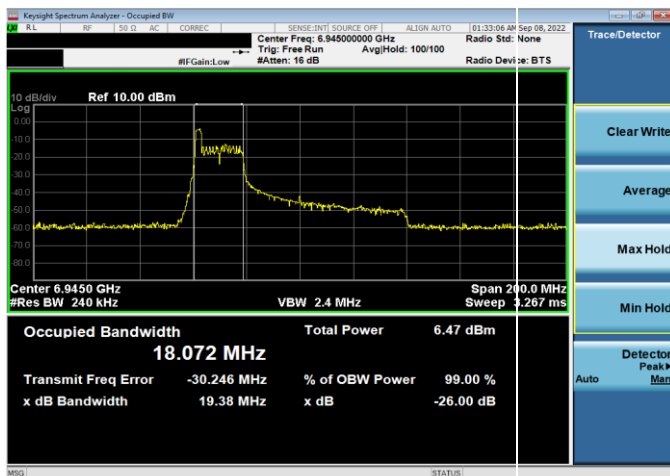
Plot 7-122. 26dB & 99% Bandwidth Plot Antenna WF5t (80MHz 802.11ax RU26 (UNII Band 8) – Ch. 199)



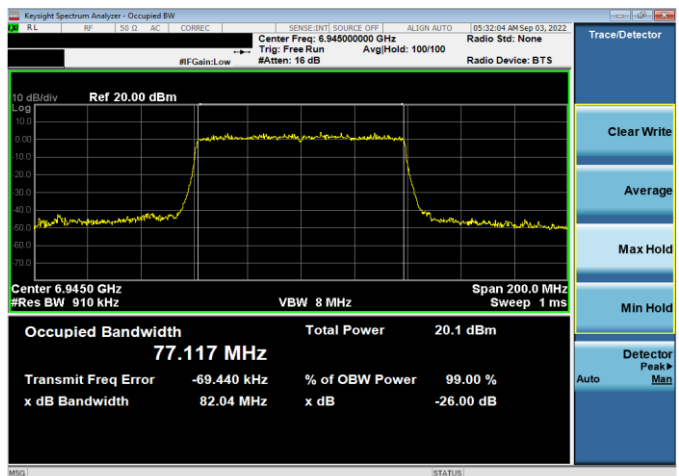
Plot 7-120. 26dB & 99% Bandwidth Plot Antenna WF5t (40MHz 802.11ax RU484 (UNII Band 8) – Ch. 211)



Plot 7-123. 26dB & 99% Bandwidth Plot Antenna WF5t (80MHz 802.11ax RU26 (UNII Band 8) – Ch. 199)

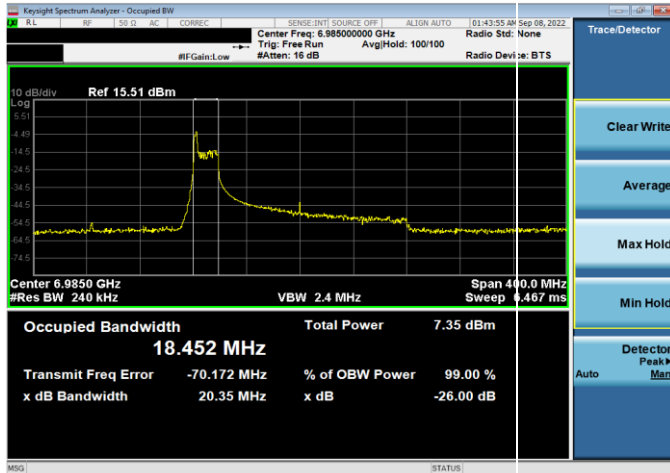


Plot 7-121. 26dB & 99% Bandwidth Plot Antenna WF5t (80MHz 802.11ax RU26 (UNII Band 8) – Ch. 199)

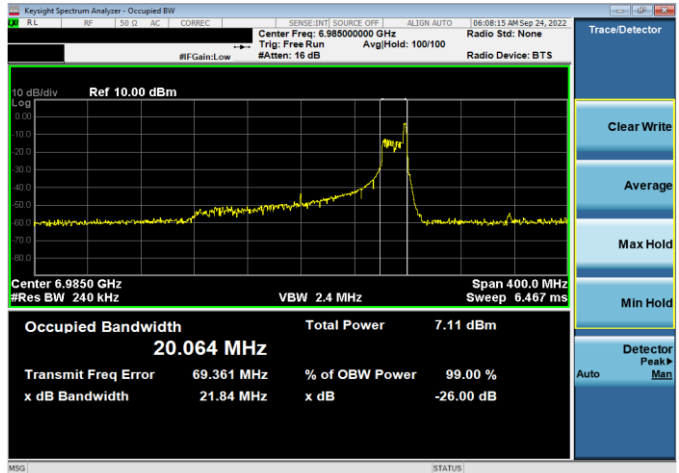


Plot 7-124. 26dB & 99% Bandwidth Plot Antenna WF5t (80MHz 802.11ax RU996 (UNII Band 8) – Ch. 199)

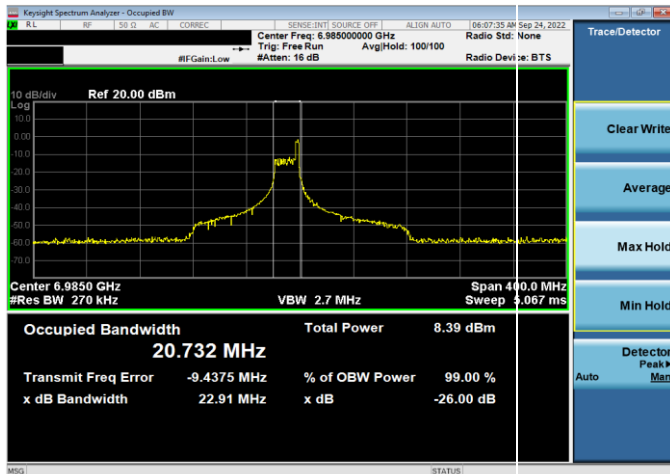
FCC ID: BCGA2759 IC: 579C-A2759		MEASUREMENT REPORT (CERTIFICATION)	Approved by: Technical Manager
Test Report S/N: 1C2205090024-12-R3.BCG	Test Dates: 05/27/2022 - 9/26/2022	EUT Type: Tablet Device	Page 42 of 323



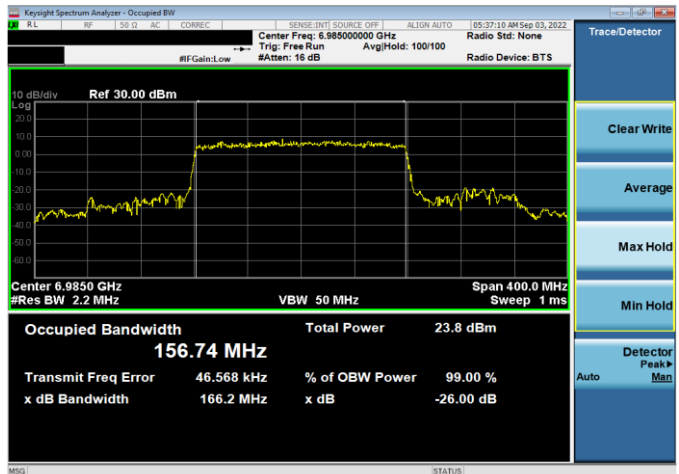
Plot 7-125. 26dB & 99% Bandwidth Plot Antenna WF5t (160MHz 802.11ax RU26 (UNII Band 8) – Ch. 207)



Plot 7-127. 26dB & 99% Bandwidth Plot Antenna WF5t (160MHz 802.11ax RU26 (UNII Band 8) – Ch. 207)



Plot 7-126. 26dB & 99% Bandwidth Plot Antenna WF5t (160MHz 802.11ax RU26 (UNII Band 8) – Ch. 207)



Plot 7-128. 26dB & 99% Bandwidth Plot Antenna WF5t (160MHz 802.11ax RU484 (UNII Band 8) – Ch. 207)

FCC ID: BCGA2759 IC: 579C-A2759		MEASUREMENT REPORT (CERTIFICATION)	Approved by: Technical Manager
Test Report S/N: 1C2205090024-12-R3.BCG	Test Dates: 05/27/2022 - 9/26/2022	EUT Type: Tablet Device	Page 43 of 323

### 7.3 Conducted Output Power and Max EIRP Measurement – 802.11ax OFDMA §15.407(a)(8), RSS-248 [4.6.2]

#### Test Overview and Limits

A transmitter antenna terminal of the EUT is connected to the input of an RF pulse power sensor. Measurement is made using a broadband average power meter while the EUT is operating at its maximum duty cycle, at its maximum power control level, as defined in ANSI C63.10-2013 and KDB 789033 D02 v02r01, and at the appropriate frequencies.

***In the 5.925 – 7.125GHz band, the maximum e.i.r.p. over the frequency band of operation must not exceed 24 dBm.***

#### Test Procedure Used

ANSI C63.10-2013 – Section 12.3.3.2 Method PM-G  
KDB 789033 D02 v02r01 – Section E)3)b) Method PM-G  
ANSI C63.10-2013 – Section 14.2 Measure-and-Sum Technique  
KDB 662911 v02r01 – Section E)1) Measure-and-Sum Technique

#### Test Settings

Average power measurements were performed only when the EUT was transmitting at its maximum power control level using a broadband power meter with a pulse sensor. The power meter implemented triggering and gating capabilities which were set up such that power measurements were recorded only during the ON time of the transmitter. The trace was averaged over 100 traces to obtain the final measured average power.

#### Test Setup

The EUT and measurement equipment were set up as shown in the diagram below.



Figure 7-2. Test Instrument & Measurement Setup

#### Test Notes

None.

FCC ID: BCGA2759 IC: 579C-A2759		MEASUREMENT REPORT (CERTIFICATION)	Approved by: Technical Manager
Test Report S/N: 1C2205090024-12-R3.BCG	Test Dates: 05/27/2022 - 9/26/2022	EUT Type: Tablet Device	Page 44 of 323

V 10.5 12/15/2021

### 7.3.1 Antenna WF5t Conducted Output Power Measurements (RU26)

5GHz (20MHz Bandwidth)	Freq [MHz]	Channel	Detector	RU Size	RU Index	Data Rate [Mbps]	Conducted Power [dBm]	Ant. Gain [dBi]	Max e.i.r.p. [dBm]	Max e.i.r.p. Limit [dBm]	e.i.r.p. Margin [dB]
	5955	1	AVG	26	0	12.5/14.7 (MCS11)	-4.58	1.70	-2.88	24.00	-26.88
			AVG	26	4	12.5/14.7 (MCS11)	-4.60	1.70	-2.90	24.00	-26.90
			AVG	26	8	12.5/14.7 (MCS11)	-4.57	1.70	-2.87	24.00	-26.87
	6175	45	AVG	26	0	12.5/14.7 (MCS11)	-4.67	1.00	-3.67	24.00	-27.67
			AVG	26	4	12.5/14.7 (MCS11)	-4.63	1.00	-3.63	24.00	-27.63
			AVG	26	8	12.5/14.7 (MCS11)	-4.73	1.00	-3.73	24.00	-27.73
	6415	93	AVG	26	0	12.5/14.7 (MCS11)	-4.55	3.10	-1.45	24.00	-25.45
			AVG	26	4	12.5/14.7 (MCS11)	-4.68	3.10	-1.58	24.00	-25.58
			AVG	26	8	12.5/14.7 (MCS11)	-4.75	3.10	-1.65	24.00	-25.65
	6435	97	AVG	26	0	12.5/14.7 (MCS11)	-4.20	3.10	-1.10	24.00	-25.10
			AVG	26	4	12.5/14.7 (MCS11)	-4.08	3.10	-0.98	24.00	-24.98
AVG			26	8	12.5/14.7 (MCS11)	-4.25	3.10	-1.15	24.00	-25.15	
6475	105	AVG	26	0	12.5/14.7 (MCS11)	-4.11	3.10	-1.01	24.00	-25.01	
		AVG	26	4	12.5/14.7 (MCS11)	-4.08	3.10	-0.98	24.00	-24.98	
		AVG	26	8	12.5/14.7 (MCS11)	-4.09	3.10	-0.99	24.00	-24.99	
6515	113	AVG	26	0	12.5/14.7 (MCS11)	-4.09	3.30	-0.79	24.00	-24.79	
		AVG	26	4	12.5/14.7 (MCS11)	-4.25	3.30	-0.95	24.00	-24.95	
		AVG	26	8	12.5/14.7 (MCS11)	-4.23	3.30	-0.93	24.00	-24.93	
6535	117	AVG	26	0	12.5/14.7 (MCS11)	-4.04	3.30	-0.74	24.00	-24.74	
		AVG	26	4	12.5/14.7 (MCS11)	-4.13	3.30	-0.83	24.00	-24.83	
		AVG	26	8	12.5/14.7 (MCS11)	-4.25	3.30	-0.95	24.00	-24.95	
6695	149	AVG	26	0	12.5/14.7 (MCS11)	-4.16	3.00	-1.16	24.00	-25.16	
		AVG	26	4	12.5/14.7 (MCS11)	-4.04	3.00	-1.04	24.00	-25.04	
		AVG	26	8	12.5/14.7 (MCS11)	-4.07	3.00	-1.07	24.00	-25.07	
6875	185	AVG	26	0	12.5/14.7 (MCS11)	-4.09	3.00	-1.09	24.00	-25.09	
		AVG	26	4	12.5/14.7 (MCS11)	-4.25	3.00	-1.25	24.00	-25.25	
		AVG	26	8	12.5/14.7 (MCS11)	-4.14	3.00	-1.14	24.00	-25.14	
6895	189	AVG	26	0	12.5/14.7 (MCS11)	-3.19	3.00	-0.19	24.00	-24.19	
		AVG	26	4	12.5/14.7 (MCS11)	-3.14	3.00	-0.14	24.00	-24.14	
		AVG	26	8	12.5/14.7 (MCS11)	-3.24	3.00	-0.24	24.00	-24.24	
6995	209	AVG	26	0	12.5/14.7 (MCS11)	-3.06	2.50	-0.56	24.00	-24.56	
		AVG	26	4	12.5/14.7 (MCS11)	-3.03	2.50	-0.53	24.00	-24.53	
		AVG	26	8	12.5/14.7 (MCS11)	-3.24	2.50	-0.74	24.00	-24.74	
7095	229	AVG	26	0	12.5/14.7 (MCS11)	-3.06	1.30	-1.76	24.00	-25.76	
		AVG	26	4	12.5/14.7 (MCS11)	-3.04	1.30	-1.74	24.00	-25.74	
		AVG	26	8	12.5/14.7 (MCS11)	-3.12	1.30	-1.82	24.00	-25.82	

Table 7-6. Antenna WF5t 20MHz BW 802.11ax Maximum Conducted Output Power and Max EIRP (RU26)

FCC ID: BCGA2759 IC: 579C-A2759		MEASUREMENT REPORT (CERTIFICATION)	Approved by: Technical Manager
Test Report S/N: 1C2205090024-12-R3.BCG	Test Dates: 05/27/2022 - 9/26/2022	EUT Type: Tablet Device	Page 45 of 323

5GHz (40MHz Bandwidth)	Freq [MHz]	Channel	Detector	RU Size	RU Index	Data Rate [Mbps]	Conducted Power [dBm]	Ant. Gain [dBi]	Max e.i.r.p. [dBm]	Max e.i.r.p. Limit [dBm]	e.i.r.p. Margin [dB]
	5965	3	AVG	26	0	12.5/14.7 (MCS11)	-4.71	1.70	-3.01	24.00	-27.01
			AVG	26	8	12.5/14.7 (MCS11)	-4.61	1.70	-2.91	24.00	-26.91
			AVG	26	17	12.5/14.7 (MCS11)	-4.68	1.70	-2.98	24.00	-26.98
	6205	51	AVG	26	0	12.5/14.7 (MCS11)	-4.75	1.40	-3.35	24.00	-27.35
			AVG	26	8	12.5/14.7 (MCS11)	-4.63	1.40	-3.23	24.00	-27.23
			AVG	26	17	12.5/14.7 (MCS11)	-4.61	1.40	-3.21	24.00	-27.21
	6405	91	AVG	26	0	12.5/14.7 (MCS11)	-4.52	2.70	-1.82	24.00	-25.82
			AVG	26	8	12.5/14.7 (MCS11)	-4.60	2.70	-1.90	24.00	-25.90
			AVG	26	17	12.5/14.7 (MCS11)	-4.59	2.70	-1.89	24.00	-25.89
	6445	99	AVG	26	0	12.5/14.7 (MCS11)	-4.18	3.10	-1.08	24.00	-25.08
			AVG	26	8	12.5/14.7 (MCS11)	-4.20	3.10	-1.10	24.00	-25.10
AVG			26	17	12.5/14.7 (MCS11)	-4.04	3.10	-0.94	24.00	-24.94	
6485	107	AVG	26	0	12.5/14.7 (MCS11)	-4.01	3.10	-0.91	24.00	-24.91	
		AVG	26	8	12.5/14.7 (MCS11)	-4.15	3.10	-1.05	24.00	-25.05	
		AVG	26	17	12.5/14.7 (MCS11)	-4.08	3.10	-0.98	24.00	-24.98	
6525	115	AVG	26	0	12.5/14.7 (MCS11)	-4.01	3.30	-0.71	24.00	-24.71	
		AVG	26	8	12.5/14.7 (MCS11)	-4.06	3.30	-0.76	24.00	-24.76	
		AVG	26	17	12.5/14.7 (MCS11)	-4.00	3.30	-0.70	24.00	-24.70	
6565	123	AVG	26	0	12.5/14.7 (MCS11)	-4.21	3.30	-0.91	24.00	-24.91	
		AVG	26	8	12.5/14.7 (MCS11)	-4.00	3.30	-0.70	24.00	-24.70	
		AVG	26	17	12.5/14.7 (MCS11)	-4.13	3.30	-0.83	24.00	-24.83	
6725	155	AVG	26	0	12.5/14.7 (MCS11)	-4.06	2.80	-1.26	24.00	-25.26	
		AVG	26	8	12.5/14.7 (MCS11)	-4.11	2.80	-1.31	24.00	-25.31	
		AVG	26	17	12.5/14.7 (MCS11)	-4.02	2.80	-1.22	24.00	-25.22	
6845	179	AVG	26	0	12.5/14.7 (MCS11)	-4.22	3.00	-1.22	24.00	-25.22	
		AVG	26	8	12.5/14.7 (MCS11)	-4.04	3.00	-1.04	24.00	-25.04	
		AVG	26	17	12.5/14.7 (MCS11)	-4.25	3.00	-1.25	24.00	-25.25	
6885	187	AVG	26	0	12.5/14.7 (MCS11)	-4.12	3.00	-1.12	24.00	-25.12	
		AVG	26	8	12.5/14.7 (MCS11)	-4.25	3.00	-1.25	24.00	-25.25	
		AVG	26	17	12.5/14.7 (MCS11)	-4.21	3.00	-1.21	24.00	-25.21	
6965	203	AVG	26	0	12.5/14.7 (MCS11)	-3.18	2.50	-0.68	24.00	-24.68	
		AVG	26	8	12.5/14.7 (MCS11)	-3.00	2.50	-0.50	24.00	-24.50	
		AVG	26	17	12.5/14.7 (MCS11)	-3.03	2.50	-0.53	24.00	-24.53	
7085	227	AVG	26	0	12.5/14.7 (MCS11)	-3.18	1.30	-1.88	24.00	-25.88	
		AVG	26	8	12.5/14.7 (MCS11)	-3.23	1.30	-1.93	24.00	-25.93	
		AVG	26	17	12.5/14.7 (MCS11)	-3.11	1.30	-1.81	24.00	-25.81	

Table 7-7. Antenna WF5t 40MHz BW 802.11ax Maximum Conducted Output Power and Max EIRP (RU26)

FCC ID: BCGA2759 IC: 579C-A2759			MEASUREMENT REPORT (CERTIFICATION)	Approved by: Technical Manager
Test Report S/N: 1C2205090024-12-R3.BCG	Test Dates: 05/27/2022 - 9/26/2022	EUT Type: Tablet Device	Page 46 of 323	



5GHz (80MHz Bandwidth)	Freq [MHz]	Channel	Detector	RU Size	RU Index	Data Rate [Mbps]	Conducted Power [dBm]	Ant. Gain [dBi]	Max e.i.r.p. [dBm]	Max e.i.r.p. Limit [dBm]	e.i.r.p. Margin [dB]
	5985	7	AVG	26	0	12.5/14.7 (MCS11)	-4.54	1.70	-2.84	24.00	-26.84
			AVG	26	18	12.5/14.7 (MCS11)	-4.52	1.70	-2.82	24.00	-26.82
			AVG	26	36	12.5/14.7 (MCS11)	-4.71	1.70	-3.01	24.00	-27.01
	6225	55	AVG	26	0	12.5/14.7 (MCS11)	-4.59	1.40	-3.19	24.00	-27.19
			AVG	26	18	12.5/14.7 (MCS11)	-4.58	1.40	-3.18	24.00	-27.18
			AVG	26	36	12.5/14.7 (MCS11)	-4.68	1.40	-3.28	24.00	-27.28
	6385	87	AVG	26	0	12.5/14.7 (MCS11)	-4.57	2.70	-1.87	24.00	-25.87
			AVG	26	18	12.5/14.7 (MCS11)	-4.66	2.70	-1.96	24.00	-25.96
			AVG	26	36	12.5/14.7 (MCS11)	-4.50	2.70	-1.80	24.00	-25.80
	6465	103	AVG	26	0	12.5/14.7 (MCS11)	-4.20	3.10	-1.10	24.00	-25.10
			AVG	26	18	12.5/14.7 (MCS11)	-4.07	3.10	-0.97	24.00	-24.97
			AVG	26	36	12.5/14.7 (MCS11)	-4.15	3.10	-1.05	24.00	-25.05
6545	119	AVG	26	0	12.5/14.7 (MCS11)	-4.01	3.30	-0.71	24.00	-24.71	
		AVG	26	18	12.5/14.7 (MCS11)	-4.23	3.30	-0.93	24.00	-24.93	
		AVG	26	36	12.5/14.7 (MCS11)	-4.07	3.30	-0.77	24.00	-24.77	
6705	151	AVG	26	0	12.5/14.7 (MCS11)	-4.11	3.00	-1.11	24.00	-25.11	
		AVG	26	18	12.5/14.7 (MCS11)	-4.05	3.00	-1.05	24.00	-25.05	
		AVG	26	36	12.5/14.7 (MCS11)	-4.04	3.00	-1.04	24.00	-25.04	
6865	183	AVG	26	0	12.5/14.7 (MCS11)	-4.22	3.00	-1.22	24.00	-25.22	
		AVG	26	18	12.5/14.7 (MCS11)	-4.18	3.00	-1.18	24.00	-25.18	
		AVG	26	36	12.5/14.7 (MCS11)	-4.11	3.00	-1.11	24.00	-25.11	
6945	199	AVG	26	0	12.5/14.7 (MCS11)	-3.03	2.50	-0.53	24.00	-24.53	
		AVG	26	18	12.5/14.7 (MCS11)	-3.13	2.50	-0.63	24.00	-24.63	
		AVG	26	36	12.5/14.7 (MCS11)	-3.04	2.50	-0.54	24.00	-24.54	
7025	215	AVG	26	0	12.5/14.7 (MCS11)	-3.20	1.80	-1.40	24.00	-25.40	
		AVG	26	18	12.5/14.7 (MCS11)	-3.12	1.80	-1.32	24.00	-25.32	
		AVG	26	36	12.5/14.7 (MCS11)	-3.18	1.80	-1.38	24.00	-25.38	

Table 7-8. Antenna WF5t 80MHz BW 802.11ax Maximum Conducted Output Power and Max EIRP (RU26)

5GHz (160MHz Bandwidth)	Freq [MHz]	Channel	Detector	RU Size	RU Index	Data Rate [Mbps]	Conducted Power [dBm]	Ant. Gain [dBi]	Max e.i.r.p. [dBm]	Max e.i.r.p. Limit [dBm]	e.i.r.p. Margin [dB]
	6025	15	AVG	26	0	12.5/14.7 (MCS11)	-4.67	1.10	-3.57	24.00	-27.57
			AVG	26	18	12.5/14.7 (MCS11)	-4.68	1.10	-3.58	24.00	-27.58
			AVG	26	36	12.5/14.7 (MCS11)	-4.60	1.10	-3.50	24.00	-27.50
	6185	47	AVG	26	0	12.5/14.7 (MCS11)	-4.70	1.00	-3.70	24.00	-27.70
			AVG	26	18	12.5/14.7 (MCS11)	-4.50	1.00	-3.50	24.00	-27.50
			AVG	26	36	12.5/14.7 (MCS11)	-4.50	1.00	-3.50	24.00	-27.50
	6345	79	AVG	26	0	12.5/14.7 (MCS11)	-4.64	2.70	-1.94	24.00	-25.94
			AVG	26	18	12.5/14.7 (MCS11)	-4.60	2.70	-1.90	24.00	-25.90
			AVG	26	36	12.5/14.7 (MCS11)	-4.75	2.70	-2.05	24.00	-26.05
	6505	111	AVG	26	0	12.5/14.7 (MCS11)	-4.02	3.30	-0.72	24.00	-24.72
			AVG	26	18	12.5/14.7 (MCS11)	-4.00	3.30	-0.70	24.00	-24.70
			AVG	26	36	12.5/14.7 (MCS11)	-4.09	3.30	-0.79	24.00	-24.79
6665	143	AVG	26	0	12.5/14.7 (MCS11)	-4.24	3.00	-1.24	24.00	-25.24	
		AVG	26	18	12.5/14.7 (MCS11)	-4.19	3.00	-1.19	24.00	-25.19	
		AVG	26	36	12.5/14.7 (MCS11)	-4.07	3.00	-1.07	24.00	-25.07	
6825	175	AVG	26	0	12.5/14.7 (MCS11)	-4.06	3.00	-1.06	24.00	-25.06	
		AVG	26	18	12.5/14.7 (MCS11)	-4.25	3.00	-1.25	24.00	-25.25	
		AVG	26	36	12.5/14.7 (MCS11)	-4.21	3.00	-1.21	24.00	-25.21	
6985	207	AVG	26	0	12.5/14.7 (MCS11)	-3.20	2.50	-0.70	24.00	-24.70	
		AVG	26	18	12.5/14.7 (MCS11)	-3.17	2.50	-0.67	24.00	-24.67	
		AVG	26	36	12.5/14.7 (MCS11)	-3.12	2.50	-0.62	24.00	-24.62	

Table 7-9. Antenna WF5t 160MHz BW 802.11ax Maximum Conducted Output Power and Max EIRP (RU26)

FCC ID: BCGA2759 IC: 579C-A2759		MEASUREMENT REPORT (CERTIFICATION)	Approved by: Technical Manager
Test Report S/N: 1C2205090024-12-R3.BCG	Test Dates: 05/27/2022 - 9/26/2022	EUT Type: Tablet Device	Page 47 of 323

5GHz (20MHz Bandwidth)	Freq [MHz]	Channel	Detector	RU Size	RU Index	Data Rate [Mbps]	Conducted Power [dBm]	Ant. Gain [dBi]	Max e.i.r.p. [dBm]	Max e.i.r.p. Limit [dBm]	e.i.r.p. Margin [dB]
	5955	1	AVG	106	53	25/29.4 (MCS11)	1.38	1.70	3.08	24.00	-20.92
			AVG	106	54	25/29.4 (MCS11)	1.41	1.70	3.11	24.00	-20.89
	6175	45	AVG	106	53	25/29.4 (MCS11)	1.55	1.00	2.55	24.00	-21.45
			AVG	106	54	25/29.4 (MCS11)	1.60	1.00	2.60	24.00	-21.40
	6415	93	AVG	106	53	25/29.4 (MCS11)	1.50	3.10	4.60	24.00	-19.40
			AVG	106	54	25/29.4 (MCS11)	1.32	3.10	4.42	24.00	-19.58
	6435	97	AVG	106	53	25/29.4 (MCS11)	1.88	3.10	4.98	24.00	-19.02
			AVG	106	54	25/29.4 (MCS11)	1.99	3.10	5.09	24.00	-18.91
	6475	105	AVG	106	53	25/29.4 (MCS11)	1.75	3.10	4.85	24.00	-19.15
			AVG	106	54	25/29.4 (MCS11)	1.76	3.10	4.86	24.00	-19.14
	6515	113	AVG	106	53	25/29.4 (MCS11)	1.98	3.30	5.28	24.00	-18.72
			AVG	106	54	25/29.4 (MCS11)	1.87	3.30	5.17	24.00	-18.83
	6535	117	AVG	106	53	25/29.4 (MCS11)	1.75	3.30	5.05	24.00	-18.95
AVG			106	54	25/29.4 (MCS11)	1.91	3.30	5.21	24.00	-18.79	
6695	149	AVG	106	53	25/29.4 (MCS11)	1.97	3.00	4.97	24.00	-19.03	
		AVG	106	54	25/29.4 (MCS11)	1.80	3.00	4.80	24.00	-19.20	
6875	185	AVG	106	53	25/29.4 (MCS11)	1.99	3.00	4.99	24.00	-19.01	
		AVG	106	54	25/29.4 (MCS11)	1.89	3.00	4.89	24.00	-19.11	
6895	189	AVG	106	53	25/29.4 (MCS11)	2.86	3.00	5.86	24.00	-18.14	
		AVG	106	54	25/29.4 (MCS11)	2.99	3.00	5.99	24.00	-18.01	
6995	209	AVG	106	53	25/29.4 (MCS11)	2.83	2.50	5.33	24.00	-18.67	
		AVG	106	54	25/29.4 (MCS11)	2.77	2.50	5.27	24.00	-18.73	
7095	229	AVG	106	53	25/29.4 (MCS11)	3.00	1.30	4.30	24.00	-19.70	
		AVG	106	54	25/29.4 (MCS11)	2.77	1.30	4.07	24.00	-19.93	

**Table 7-10. Antenna WF5t 20MHz BW 802.11ax Maximum Conducted Output Power and Max EIRP (Highest Power Among Partially Loaded RU's)**

5GHz (40MHz Bandwidth)	Freq [MHz]	Channel	Detector	RU Size	RU Index	Data Rate [Mbps]	Conducted Power [dBm]	Ant. Gain [dBi]	Max e.i.r.p. [dBm]	Max e.i.r.p. Limit [dBm]	e.i.r.p. Margin [dB]
	5965	3	AVG	242	61	121.9/143.4 (MCS11)	3.30	1.70	5.00	24.00	-19.00
			AVG	242	62	121.9/143.4 (MCS11)	3.31	1.70	5.01	24.00	-18.99
	6205	51	AVG	242	61	121.9/143.4 (MCS11)	3.75	1.40	5.15	24.00	-18.85
			AVG	242	62	121.9/143.4 (MCS11)	3.51	1.40	4.91	24.00	-19.09
	6405	91	AVG	242	61	121.9/143.4 (MCS11)	3.38	2.70	6.08	24.00	-17.92
			AVG	242	62	121.9/143.4 (MCS11)	3.31	2.70	6.01	24.00	-17.99
	6445	99	AVG	242	61	121.9/143.4 (MCS11)	3.84	3.10	6.94	24.00	-17.06
			AVG	242	62	121.9/143.4 (MCS11)	3.82	3.10	6.92	24.00	-17.08
	6485	107	AVG	242	61	121.9/143.4 (MCS11)	3.85	3.10	6.95	24.00	-17.05
			AVG	242	62	121.9/143.4 (MCS11)	3.88	3.10	6.98	24.00	-17.02
	6525	115	AVG	242	61	121.9/143.4 (MCS11)	4.00	3.30	7.30	24.00	-16.70
			AVG	242	62	121.9/143.4 (MCS11)	3.92	3.30	7.22	24.00	-16.78
	6565	123	AVG	242	61	121.9/143.4 (MCS11)	3.85	3.30	7.15	24.00	-16.85
AVG			242	62	121.9/143.4 (MCS11)	3.94	3.30	7.24	24.00	-16.76	
6725	155	AVG	242	61	121.9/143.4 (MCS11)	3.98	2.80	6.78	24.00	-17.22	
		AVG	242	62	121.9/143.4 (MCS11)	3.94	2.80	6.74	24.00	-17.26	
6845	179	AVG	242	61	121.9/143.4 (MCS11)	3.84	3.00	6.84	24.00	-17.16	
		AVG	242	62	121.9/143.4 (MCS11)	3.92	3.00	6.92	24.00	-17.08	
6885	187	AVG	242	61	121.9/143.4 (MCS11)	3.98	3.00	6.98	24.00	-17.02	
		AVG	242	62	121.9/143.4 (MCS11)	3.89	3.00	6.89	24.00	-17.11	
6965	203	AVG	242	61	121.9/143.4 (MCS11)	4.92	2.50	7.42	24.00	-16.58	
		AVG	242	62	121.9/143.4 (MCS11)	4.89	2.50	7.39	24.00	-16.61	
7085	227	AVG	242	61	121.9/143.4 (MCS11)	4.95	1.30	6.25	24.00	-17.75	
		AVG	242	62	121.9/143.4 (MCS11)	4.90	1.30	6.20	24.00	-17.80	

**Table 7-11. Antenna WF5t 40MHz BW 802.11ax Maximum Conducted Output Power and Max EIRP (Highest Power Among Partially Loaded RU's)**

FCC ID: BCGA2759 IC: 579C-A2759		MEASUREMENT REPORT (CERTIFICATION)	Approved by: Technical Manager
Test Report S/N: 1C2205090024-12-R3.BCG	Test Dates: 05/27/2022 - 9/26/2022	EUT Type: Tablet Device	Page 48 of 323

5GHz (80MHz Bandwidth)	Freq [MHz]	Channel	Detector	RU Size	RU Index	Data Rate [Mbps]	Conducted Power [dBm]	Ant. Gain [dBi]	Max e.i.r.p. [dBm]	Max e.i.r.p. Limit [dBm]	e.i.r.p. Margin [dB]
	5985	7	AVG	484	65	243.8/286.8 (MCS11)	6.48	1.70	8.18	24.00	-15.82
			AVG	484	66	243.8/286.8 (MCS11)	6.29	1.70	7.99	24.00	-16.01
	6225	55	AVG	484	65	243.8/286.8 (MCS11)	6.50	1.40	7.90	24.00	-16.10
			AVG	484	66	243.8/286.8 (MCS11)	6.53	1.40	7.93	24.00	-16.07
	6385	87	AVG	484	65	243.8/286.8 (MCS11)	6.30	2.70	9.00	24.00	-15.00
			AVG	484	66	243.8/286.8 (MCS11)	6.32	2.70	9.02	24.00	-14.98
	6465	103	AVG	484	65	243.8/286.8 (MCS11)	6.90	3.10	10.00	24.00	-14.00
			AVG	484	66	243.8/286.8 (MCS11)	6.96	3.10	10.06	24.00	-13.94
	6545	119	AVG	484	65	243.8/286.8 (MCS11)	6.98	3.30	10.28	24.00	-13.72
			AVG	484	66	243.8/286.8 (MCS11)	6.76	3.30	10.06	24.00	-13.94
	6705	151	AVG	484	65	243.8/286.8 (MCS11)	6.77	3.00	9.77	24.00	-14.23
AVG			484	66	243.8/286.8 (MCS11)	6.85	3.00	9.85	24.00	-14.15	
6865	183	AVG	484	65	243.8/286.8 (MCS11)	7.00	3.00	10.00	24.00	-14.00	
		AVG	484	66	243.8/286.8 (MCS11)	6.98	3.00	9.98	24.00	-14.02	
6945	199	AVG	484	65	243.8/286.8 (MCS11)	7.96	2.50	10.46	24.00	-13.54	
		AVG	484	66	243.8/286.8 (MCS11)	7.84	2.50	10.34	24.00	-13.66	
7025	215	AVG	484	65	243.8/286.8 (MCS11)	8.00	1.80	9.80	24.00	-14.20	
		AVG	484	66	243.8/286.8 (MCS11)	7.79	1.80	9.59	24.00	-14.41	

Table 7-12. Antenna WF5t 80MHz BW 802.11ax Maximum Conducted Output Power and Max EIRP (Highest Power Among Partially Loaded RU's)

5GHz (160MHz Bandwidth)	Freq [MHz]	Channel	Detector	RU Size	RU Index	Data Rate [Mbps]	Conducted Power [dBm]	Ant. Gain [dBi]	Max e.i.r.p. [dBm]	Max e.i.r.p. Limit [dBm]	e.i.r.p. Margin [dB]
	6025	15	AVG	996	67	510.4/600.5 (MCS11)	9.42	1.10	10.52	24.00	-13.48
	6025	15	AVG	996	67	510.4/600.5 (MCS11)	9.37	1.10	10.47	24.00	-13.53
	6185	47	AVG	996	67	510.4/600.5 (MCS11)	9.69	1.00	10.69	24.00	-13.31
	6185	47	AVG	996	67	510.4/600.5 (MCS11)	9.73	1.00	10.73	24.00	-13.27
	6345	79	AVG	996	67	510.4/600.5 (MCS11)	9.48	2.70	12.18	24.00	-11.82
	6345	79	AVG	996	67	510.4/600.5 (MCS11)	9.32	2.70	12.02	24.00	-11.98
	6505	111	AVG	996	67	510.4/600.5 (MCS11)	9.85	3.30	13.15	24.00	-10.85
	6505	111	AVG	996	67	510.4/600.5 (MCS11)	9.91	3.30	13.21	24.00	-10.79
	6665	143	AVG	996	67	510.4/600.5 (MCS11)	9.79	3.00	12.79	24.00	-11.21
	6665	143	AVG	996	67	510.4/600.5 (MCS11)	9.77	3.00	12.77	24.00	-11.23
	6825	175	AVG	996	67	510.4/600.5 (MCS11)	9.88	3.00	12.88	24.00	-11.12
	6825	175	AVG	996	67	510.4/600.5 (MCS11)	9.95	3.00	12.95	24.00	-11.05
	6985	207	AVG	996	67	510.4/600.5 (MCS11)	10.98	2.50	13.48	24.00	-10.52
	6985	207	AVG	996	67	510.4/600.5 (MCS11)	10.86	2.50	13.36	24.00	-10.64

Table 7-13. Antenna WF5t 160MHz BW 802.11ax Maximum Conducted Output Power and Max EIRP (Highest Power Among Partially Loaded RU's)

5GHz (20MHz Bandwidth)	Freq [MHz]	Channel	Detector	RU Size	RU Index	Data Rate [Mbps]	Conducted Power [dBm]	Ant. Gain [dBi]	Max e.i.r.p. [dBm]	Max e.i.r.p. Limit [dBm]	e.i.r.p. Margin [dB]
	5955	1	AVG	242	61	121.9/143.4 (MCS11)	3.27	1.70	4.97	24.00	-19.03
	6175	45	AVG	242	61	121.9/143.4 (MCS11)	3.63	1.00	4.63	24.00	-19.37
	6415	93	AVG	242	61	121.9/143.4 (MCS11)	3.37	3.10	6.47	24.00	-17.53
	6435	97	AVG	242	61	121.9/143.4 (MCS11)	3.89	3.10	6.99	24.00	-17.01
	6475	105	AVG	242	61	121.9/143.4 (MCS11)	3.83	3.10	6.93	24.00	-17.07
	6515	113	AVG	242	61	121.9/143.4 (MCS11)	3.86	3.30	7.16	24.00	-16.84
	6535	117	AVG	242	61	121.9/143.4 (MCS11)	3.90	3.30	7.20	24.00	-16.80
	6695	149	AVG	242	61	121.9/143.4 (MCS11)	3.81	3.00	6.81	24.00	-17.19
	6875	185	AVG	242	61	121.9/143.4 (MCS11)	3.85	3.00	6.85	24.00	-17.15
	6895	189	AVG	242	61	121.9/143.4 (MCS11)	4.95	3.00	7.95	24.00	-16.05
	6995	209	AVG	242	61	121.9/143.4 (MCS11)	4.86	2.50	7.36	24.00	-16.64
	7095	229	AVG	242	61	121.9/143.4 (MCS11)	4.95	1.30	6.25	24.00	-17.75

Table 7-14. Antenna WF5t 20MHz BW 802.11ax Maximum Conducted Output Power and Max EIRP (Fully-loaded RU)

FCC ID: BCGA2759 IC: 579C-A2759		MEASUREMENT REPORT (CERTIFICATION)	Approved by: Technical Manager
Test Report S/N: 1C2205090024-12-R3.BCG	Test Dates: 05/27/2022 - 9/26/2022	EUT Type: Tablet Device	Page 49 of 323

5GHz (40MHz Bandwidth)	Freq [MHz]	Channel	Detector	RU Size	RU Index	Data Rate [Mbps]	Conducted Power [dBm]	Ant. Gain [dBi]	Max e.i.r.p. [dBm]	Max e.i.r.p. Limit [dBm]	e.i.r.p. Margin [dB]
	5965	3	AVG	484	65	243.8/286.8 (MCS11)	6.42	1.70	8.12	24.00	-15.88
	6205	51	AVG	484	65	243.8/286.8 (MCS11)	6.54	1.40	7.94	24.00	-16.06
	6405	91	AVG	484	65	243.8/286.8 (MCS11)	6.42	2.70	9.12	24.00	-14.88
	6445	99	AVG	484	65	243.8/286.8 (MCS11)	7.00	3.10	10.10	24.00	-13.90
	6485	107	AVG	484	65	243.8/286.8 (MCS11)	6.96	3.10	10.06	24.00	-13.94
	6525	115	AVG	484	65	243.8/286.8 (MCS11)	6.82	3.30	10.12	24.00	-13.88
	6565	123	AVG	484	65	243.8/286.8 (MCS11)	6.85	3.30	10.15	24.00	-13.85
	6725	155	AVG	484	65	243.8/286.8 (MCS11)	6.81	2.80	9.61	24.00	-14.39
	6845	179	AVG	484	65	243.8/286.8 (MCS11)	6.78	3.00	9.78	24.00	-14.22
	6885	187	AVG	484	65	243.8/286.8 (MCS11)	6.94	3.00	9.94	24.00	-14.06
6965	203	AVG	484	65	243.8/286.8 (MCS11)	7.82	2.50	10.32	24.00	-13.68	
7085	227	AVG	484	65	243.8/286.8 (MCS11)	7.95	1.30	9.25	24.00	-14.75	

Table 7-15. Antenna WF5t 40MHz BW 802.11ax Maximum Conducted Output Power and Max EIRP (Fully-loaded RU)

5GHz (80MHz Bandwidth)	Freq [MHz]	Channel	Detector	RU Size	RU Index	Data Rate [Mbps]	Conducted Power [dBm]	Ant. Gain [dBi]	Max e.i.r.p. [dBm]	Max e.i.r.p. Limit [dBm]	e.i.r.p. Margin [dB]
	5985	7	AVG	996	67	510.4/600.5 (MCS11)	9.32	1.70	11.02	24.00	-12.98
	6225	55	AVG	996	67	510.4/600.5 (MCS11)	9.72	1.40	11.12	24.00	-12.88
	6385	87	AVG	996	67	510.4/600.5 (MCS11)	9.45	2.70	12.15	24.00	-11.85
	6465	103	AVG	996	67	510.4/600.5 (MCS11)	9.97	3.10	13.07	24.00	-10.93
	6545	119	AVG	996	67	510.4/600.5 (MCS11)	9.85	3.30	13.15	24.00	-10.85
	6705	151	AVG	996	67	510.4/600.5 (MCS11)	10.00	3.00	13.00	24.00	-11.00
	6865	183	AVG	996	67	510.4/600.5 (MCS11)	9.82	3.00	12.82	24.00	-11.18
	6945	199	AVG	996	67	510.4/600.5 (MCS11)	10.86	2.50	13.36	24.00	-10.64
	7025	215	AVG	996	67	510.4/600.5 (MCS11)	10.76	1.80	12.56	24.00	-11.44

Table 7-16. Antenna WF5t 80MHz BW 802.11ax Maximum Conducted Output Power and Max EIRP (Fully-loaded RU)

5GHz (160MHz Bandwidth)	Freq [MHz]	Channel	Detector	RU Size	RU Index	Data Rate [Mbps]	Conducted Power [dBm]	Ant. Gain [dBi]	Max e.i.r.p. [dBm]	Max e.i.r.p. Limit [dBm]	e.i.r.p. Margin [dB]
	6025	15	AVG	996x2	68	1020.8/1201 (MCS11)	12.75	1.10	13.85	24.00	-10.15
	6185	47	AVG	996x2	68	1020.8/1201 (MCS11)	12.73	1.00	13.73	24.00	-10.27
	6345	79	AVG	996x2	68	1020.8/1201 (MCS11)	12.75	2.70	15.45	24.00	-8.55
	6505	111	AVG	996x2	68	1020.8/1201 (MCS11)	13.28	3.30	16.58	24.00	-7.42
	6665	143	AVG	996x2	68	1020.8/1201 (MCS11)	13.25	3.00	16.25	24.00	-7.75
	6825	175	AVG	996x2	68	1020.8/1201 (MCS11)	13.35	3.00	16.35	24.00	-7.65
	6985	207	AVG	996x2	68	1020.8/1201 (MCS11)	14.37	2.50	16.87	24.00	-7.13

Table 7-17. Antenna WF5t 160MHz BW 802.11ax Maximum Conducted Output Power and Max EIRP (Fully-loaded RU)

FCC ID: BCGA2759 IC: 579C-A2759		MEASUREMENT REPORT (CERTIFICATION)	Approved by: Technical Manager
Test Report S/N: 1C2205090024-12-R3.BCG	Test Dates: 05/27/2022 - 9/26/2022	EUT Type: Tablet Device	Page 50 of 323

### 7.3.2 Antenna WF5b Conducted Output Power Measurements

5GHz (20MHz Bandwidth)	Freq [MHz]	Channel	Detector	RU Size	RU Index	Data Rate [Mbps]	Conducted Power [dBm]	Ant. Gain [dBi]	Max e.i.r.p. [dBm]	Max e.i.r.p. Limit [dBm]	e.i.r.p. Margin [dB]
	5955	1	AVG	26	0	12.5/14.7 (MCS11)	-4.67	3.60	-1.07	24.00	-25.07
			AVG	26	4	12.5/14.7 (MCS11)	-4.67	3.60	-1.07	24.00	-25.07
			AVG	26	8	12.5/14.7 (MCS11)	-4.50	3.60	-0.90	24.00	-24.90
	6175	45	AVG	26	0	12.5/14.7 (MCS11)	-4.66	3.60	-1.06	24.00	-25.06
			AVG	26	4	12.5/14.7 (MCS11)	-4.53	3.60	-0.93	24.00	-24.93
			AVG	26	8	12.5/14.7 (MCS11)	-4.61	3.60	-1.01	24.00	-25.01
	6415	93	AVG	26	0	12.5/14.7 (MCS11)	-4.58	3.50	-1.08	24.00	-25.08
			AVG	26	4	12.5/14.7 (MCS11)	-4.50	3.50	-1.00	24.00	-25.00
			AVG	26	8	12.5/14.7 (MCS11)	-4.72	3.50	-1.22	24.00	-25.22
	6435	97	AVG	26	0	12.5/14.7 (MCS11)	-4.19	3.50	-0.69	24.00	-24.69
			AVG	26	4	12.5/14.7 (MCS11)	-4.15	3.50	-0.65	24.00	-24.65
AVG			26	8	12.5/14.7 (MCS11)	-4.04	3.50	-0.54	24.00	-24.54	
6475	105	AVG	26	0	12.5/14.7 (MCS11)	-4.12	3.50	-0.62	24.00	-24.62	
		AVG	26	4	12.5/14.7 (MCS11)	-4.01	3.50	-0.51	24.00	-24.51	
		AVG	26	8	12.5/14.7 (MCS11)	-4.23	3.50	-0.73	24.00	-24.73	
6515	113	AVG	26	0	12.5/14.7 (MCS11)	-4.18	3.40	-0.78	24.00	-24.78	
		AVG	26	4	12.5/14.7 (MCS11)	-4.25	3.40	-0.85	24.00	-24.85	
		AVG	26	8	12.5/14.7 (MCS11)	-4.21	3.40	-0.81	24.00	-24.81	
6535	117	AVG	26	0	12.5/14.7 (MCS11)	-4.02	3.40	-0.62	24.00	-24.62	
		AVG	26	4	12.5/14.7 (MCS11)	-4.24	3.40	-0.84	24.00	-24.84	
		AVG	26	8	12.5/14.7 (MCS11)	-4.07	3.40	-0.67	24.00	-24.67	
6695	149	AVG	26	0	12.5/14.7 (MCS11)	-4.10	3.20	-0.90	24.00	-24.90	
		AVG	26	4	12.5/14.7 (MCS11)	-4.12	3.20	-0.92	24.00	-24.92	
		AVG	26	8	12.5/14.7 (MCS11)	-4.16	3.20	-0.96	24.00	-24.96	
6875	185	AVG	26	0	12.5/14.7 (MCS11)	-4.06	2.10	-1.96	24.00	-25.96	
		AVG	26	4	12.5/14.7 (MCS11)	-4.14	2.10	-2.04	24.00	-26.04	
		AVG	26	8	12.5/14.7 (MCS11)	-4.15	2.10	-2.05	24.00	-26.05	
6895	189	AVG	26	0	12.5/14.7 (MCS11)	-3.08	2.10	-0.98	24.00	-24.98	
		AVG	26	4	12.5/14.7 (MCS11)	-3.16	2.10	-1.06	24.00	-25.06	
		AVG	26	8	12.5/14.7 (MCS11)	-3.20	2.10	-1.10	24.00	-25.10	
6995	209	AVG	26	0	12.5/14.7 (MCS11)	-3.11	1.50	-1.61	24.00	-25.61	
		AVG	26	4	12.5/14.7 (MCS11)	-3.11	1.50	-1.61	24.00	-25.61	
		AVG	26	8	12.5/14.7 (MCS11)	-3.03	1.50	-1.53	24.00	-25.53	
7095	229	AVG	26	0	12.5/14.7 (MCS11)	-3.23	1.60	-1.63	24.00	-25.63	
		AVG	26	4	12.5/14.7 (MCS11)	-3.04	1.60	-1.44	24.00	-25.44	
		AVG	26	8	12.5/14.7 (MCS11)	-3.02	1.60	-1.42	24.00	-25.42	

Table 7-18. Antenna WF5b 20MHz BW 802.11ax Maximum Conducted Output Power and Max EIRP (RU26)

FCC ID: BCGA2759 IC: 579C-A2759		MEASUREMENT REPORT (CERTIFICATION)	Approved by: Technical Manager
Test Report S/N: 1C2205090024-12-R3.BCG	Test Dates: 05/27/2022 - 9/26/2022	EUT Type: Tablet Device	Page 51 of 323

5GHz (40MHz Bandwidth)	Freq [MHz]	Channel	Detector	RU Size	RU Index	Data Rate [Mbps]	Conducted Power [dBm]	Ant. Gain [dBi]	Max e.i.r.p. [dBm]	Max e.i.r.p. Limit [dBm]	e.i.r.p. Margin [dB]
	5965	3	AVG	26	0	12.5/14.7 (MCS11)	-4.69	3.60	-1.09	24.00	-25.09
			AVG	26	8	12.5/14.7 (MCS11)	-4.62	3.60	-1.02	24.00	-25.02
			AVG	26	17	12.5/14.7 (MCS11)	-4.63	3.60	-1.03	24.00	-25.03
	6205	51	AVG	26	0	12.5/14.7 (MCS11)	-4.57	2.90	-1.67	24.00	-25.67
			AVG	26	8	12.5/14.7 (MCS11)	-4.51	2.90	-1.61	24.00	-25.61
			AVG	26	17	12.5/14.7 (MCS11)	-4.68	2.90	-1.78	24.00	-25.78
	6405	91	AVG	26	0	12.5/14.7 (MCS11)	-4.72	3.80	-0.92	24.00	-24.92
			AVG	26	8	12.5/14.7 (MCS11)	-4.60	3.80	-0.80	24.00	-24.80
			AVG	26	17	12.5/14.7 (MCS11)	-4.71	3.80	-0.91	24.00	-24.91
	6445	99	AVG	26	0	12.5/14.7 (MCS11)	-4.08	3.50	-0.58	24.00	-24.58
			AVG	26	8	12.5/14.7 (MCS11)	-4.09	3.50	-0.59	24.00	-24.59
AVG			26	17	12.5/14.7 (MCS11)	-4.15	3.50	-0.65	24.00	-24.65	
6485	107	AVG	26	0	12.5/14.7 (MCS11)	-4.09	3.50	-0.59	24.00	-24.59	
		AVG	26	8	12.5/14.7 (MCS11)	-4.04	3.50	-0.54	24.00	-24.54	
		AVG	26	17	12.5/14.7 (MCS11)	-4.19	3.50	-0.69	24.00	-24.69	
6525	115	AVG	26	0	12.5/14.7 (MCS11)	-4.08	3.40	-0.68	24.00	-24.68	
		AVG	26	8	12.5/14.7 (MCS11)	-4.22	3.40	-0.82	24.00	-24.82	
		AVG	26	17	12.5/14.7 (MCS11)	-4.24	3.40	-0.84	24.00	-24.84	
6565	123	AVG	26	0	12.5/14.7 (MCS11)	-4.18	3.40	-0.78	24.00	-24.78	
		AVG	26	8	12.5/14.7 (MCS11)	-4.06	3.40	-0.66	24.00	-24.66	
		AVG	26	17	12.5/14.7 (MCS11)	-4.06	3.40	-0.66	24.00	-24.66	
6725	155	AVG	26	0	12.5/14.7 (MCS11)	-4.00	2.80	-1.20	24.00	-25.20	
		AVG	26	8	12.5/14.7 (MCS11)	-4.16	2.80	-1.36	24.00	-25.36	
		AVG	26	17	12.5/14.7 (MCS11)	-4.07	2.80	-1.27	24.00	-25.27	
6845	179	AVG	26	0	12.5/14.7 (MCS11)	-4.11	2.10	-2.01	24.00	-26.01	
		AVG	26	8	12.5/14.7 (MCS11)	-4.08	2.10	-1.98	24.00	-25.98	
		AVG	26	17	12.5/14.7 (MCS11)	-4.09	2.10	-1.99	24.00	-25.99	
6885	187	AVG	26	0	12.5/14.7 (MCS11)	-4.08	2.10	-1.98	24.00	-25.98	
		AVG	26	8	12.5/14.7 (MCS11)	-4.11	2.10	-2.01	24.00	-26.01	
		AVG	26	17	12.5/14.7 (MCS11)	-4.22	2.10	-2.12	24.00	-26.12	
6965	203	AVG	26	0	12.5/14.7 (MCS11)	-3.14	1.50	-1.64	24.00	-25.64	
		AVG	26	8	12.5/14.7 (MCS11)	-3.06	1.50	-1.56	24.00	-25.56	
		AVG	26	17	12.5/14.7 (MCS11)	-3.20	1.50	-1.70	24.00	-25.70	
7085	227	AVG	26	0	12.5/14.7 (MCS11)	-3.20	1.60	-1.60	24.00	-25.60	
		AVG	26	8	12.5/14.7 (MCS11)	-3.09	1.60	-1.49	24.00	-25.49	
		AVG	26	17	12.5/14.7 (MCS11)	-3.02	1.60	-1.42	24.00	-25.42	

Table 7-19. Antenna WF5b 40MHz BW 802.11ax Maximum Conducted Output Power and Max EIRP (RU26)

FCC ID: BCGA2759 IC: 579C-A2759		MEASUREMENT REPORT (CERTIFICATION)	Approved by: Technical Manager
Test Report S/N: 1C2205090024-12-R3.BCG	Test Dates: 05/27/2022 - 9/26/2022	EUT Type: Tablet Device	Page 52 of 323



5GHz (80MHz Bandwidth)	Freq [MHz]	Channel	Detector	RU Size	RU Index	Data Rate [Mbps]	Conducted Power [dBm]	Ant. Gain [dBi]	Max e.i.r.p. [dBm]	Max e.i.r.p. Limit [dBm]	e.i.r.p. Margin [dB]
	5985	7	AVG	26	0	12.5/14.7 (MCS11)	-4.75	3.60	-1.15	24.00	-25.15
			AVG	26	18	12.5/14.7 (MCS11)	-4.70	3.60	-1.10	24.00	-25.10
			AVG	26	36	12.5/14.7 (MCS11)	-4.64	3.60	-1.04	24.00	-25.04
	6225	55	AVG	26	0	12.5/14.7 (MCS11)	-4.61	2.90	-1.71	24.00	-25.71
			AVG	26	18	12.5/14.7 (MCS11)	-4.57	2.90	-1.67	24.00	-25.67
			AVG	26	36	12.5/14.7 (MCS11)	-4.50	2.90	-1.60	24.00	-25.60
	6385	87	AVG	26	0	12.5/14.7 (MCS11)	-4.58	3.80	-0.78	24.00	-24.78
			AVG	26	18	12.5/14.7 (MCS11)	-4.60	3.80	-0.80	24.00	-24.80
			AVG	26	36	12.5/14.7 (MCS11)	-4.60	3.80	-0.80	24.00	-24.80
	6465	103	AVG	26	0	12.5/14.7 (MCS11)	-4.16	3.50	-0.66	24.00	-24.66
			AVG	26	18	12.5/14.7 (MCS11)	-4.07	3.50	-0.57	24.00	-24.57
AVG			26	36	12.5/14.7 (MCS11)	-4.20	3.50	-0.70	24.00	-24.70	
6545	119	AVG	26	0	12.5/14.7 (MCS11)	-4.24	3.40	-0.84	24.00	-24.84	
		AVG	26	18	12.5/14.7 (MCS11)	-4.23	3.40	-0.83	24.00	-24.83	
		AVG	26	36	12.5/14.7 (MCS11)	-4.14	3.40	-0.74	24.00	-24.74	
6705	151	AVG	26	0	12.5/14.7 (MCS11)	-4.02	3.20	-0.82	24.00	-24.82	
		AVG	26	18	12.5/14.7 (MCS11)	-4.03	3.20	-0.83	24.00	-24.83	
		AVG	26	36	12.5/14.7 (MCS11)	-4.03	3.20	-0.83	24.00	-24.83	
6865	183	AVG	26	0	12.5/14.7 (MCS11)	-4.03	2.10	-1.93	24.00	-25.93	
		AVG	26	18	12.5/14.7 (MCS11)	-4.09	2.10	-1.99	24.00	-25.99	
		AVG	26	36	12.5/14.7 (MCS11)	-4.19	2.10	-2.09	24.00	-26.09	
6945	199	AVG	26	0	12.5/14.7 (MCS11)	-3.02	1.50	-1.52	24.00	-25.52	
		AVG	26	18	12.5/14.7 (MCS11)	-3.13	1.50	-1.63	24.00	-25.63	
		AVG	26	36	12.5/14.7 (MCS11)	-3.13	1.50	-1.63	24.00	-25.63	
7025	215	AVG	26	0	12.5/14.7 (MCS11)	-3.06	1.60	-1.46	24.00	-25.46	
		AVG	26	18	12.5/14.7 (MCS11)	-3.22	1.60	-1.62	24.00	-25.62	
		AVG	26	36	12.5/14.7 (MCS11)	-3.23	1.60	-1.63	24.00	-25.63	

Table 7-20. Antenna WF5b 80MHz BW 802.11ax Maximum Conducted Output Power and Max EIRP (RU26)

5GHz (160MHz Bandwidth)	Freq [MHz]	Channel	Detector	RU Size	RU Index	Data Rate [Mbps]	Conducted Power [dBm]	Ant. Gain [dBi]	Max e.i.r.p. [dBm]	Max e.i.r.p. Limit [dBm]	e.i.r.p. Margin [dB]
	6025	15	AVG	26	0	12.5/14.7 (MCS11)	-4.61	3.90	-0.71	24.00	-24.71
			AVG	26	18	12.5/14.7 (MCS11)	-4.64	3.90	-0.74	24.00	-24.74
			AVG	26	36	12.5/14.7 (MCS11)	-4.58	3.90	-0.68	24.00	-24.68
	6185	47	AVG	26	0	12.5/14.7 (MCS11)	-4.60	3.60	-1.00	24.00	-25.00
			AVG	26	18	12.5/14.7 (MCS11)	-4.56	3.60	-0.96	24.00	-24.96
			AVG	26	36	12.5/14.7 (MCS11)	-4.52	3.60	-0.92	24.00	-24.92
	6345	79	AVG	26	0	12.5/14.7 (MCS11)	-4.75	3.80	-0.95	24.00	-24.95
			AVG	26	18	12.5/14.7 (MCS11)	-4.67	3.80	-0.87	24.00	-24.87
			AVG	26	36	12.5/14.7 (MCS11)	-4.58	3.80	-0.78	24.00	-24.78
	6505	111	AVG	26	0	12.5/14.7 (MCS11)	-4.03	3.40	-0.63	24.00	-24.63
			AVG	26	18	12.5/14.7 (MCS11)	-4.05	3.40	-0.65	24.00	-24.65
AVG			26	36	12.5/14.7 (MCS11)	-4.04	3.40	-0.64	24.00	-24.64	
6665	143	AVG	26	0	12.5/14.7 (MCS11)	-4.10	3.20	-0.90	24.00	-24.90	
		AVG	26	18	12.5/14.7 (MCS11)	-4.13	3.20	-0.93	24.00	-24.93	
		AVG	26	36	12.5/14.7 (MCS11)	-4.16	3.20	-0.96	24.00	-24.96	
6825	175	AVG	26	0	12.5/14.7 (MCS11)	-4.17	2.10	-2.07	24.00	-26.07	
		AVG	26	18	12.5/14.7 (MCS11)	-4.02	2.10	-1.92	24.00	-25.92	
		AVG	26	36	12.5/14.7 (MCS11)	-4.23	2.10	-2.13	24.00	-26.13	
6985	207	AVG	26	0	12.5/14.7 (MCS11)	-3.07	1.50	-1.57	24.00	-25.57	
		AVG	26	18	12.5/14.7 (MCS11)	-3.01	1.50	-1.51	24.00	-25.51	
		AVG	26	36	12.5/14.7 (MCS11)	-3.13	1.50	-1.63	24.00	-25.63	

Table 7-21. Antenna WF5b 160MHz BW 802.11ax Maximum Conducted Output Power and Max EIRP (RU26)

FCC ID: BCGA2759 IC: 579C-A2759		MEASUREMENT REPORT (CERTIFICATION)	Approved by: Technical Manager
Test Report S/N: 1C2205090024-12-R3.BCG	Test Dates: 05/27/2022 - 9/26/2022	EUT Type: Tablet Device	Page 53 of 323

5GHz (20MHz Bandwidth)	Freq [MHz]	Channel	Detector	RU Size	RU Index	Data Rate [Mbps]	Conducted Power [dBm]	Ant. Gain [dBi]	Max e.i.r.p. [dBm]	Max e.i.r.p. Limit [dBm]	e.i.r.p. Margin [dB]
	5955	1	AVG	106	53	25/29.4 (MCS11)	1.27	3.60	4.87	24.00	-19.13
			AVG	106	54	25/29.4 (MCS11)	1.43	3.60	5.03	24.00	-18.97
	6175	45	AVG	106	53	25/29.4 (MCS11)	1.51	3.60	5.11	24.00	-18.89
			AVG	106	54	25/29.4 (MCS11)	1.70	3.60	5.30	24.00	-18.70
	6415	93	AVG	106	53	25/29.4 (MCS11)	1.26	3.50	4.76	24.00	-19.24
			AVG	106	54	25/29.4 (MCS11)	1.30	3.50	4.80	24.00	-19.20
	6435	97	AVG	106	53	25/29.4 (MCS11)	1.83	3.50	5.33	24.00	-18.67
			AVG	106	54	25/29.4 (MCS11)	1.97	3.50	5.47	24.00	-18.53
	6475	105	AVG	106	53	25/29.4 (MCS11)	1.95	3.50	5.45	24.00	-18.55
			AVG	106	54	25/29.4 (MCS11)	1.82	3.50	5.32	24.00	-18.68
	6515	113	AVG	106	53	25/29.4 (MCS11)	1.75	3.40	5.15	24.00	-18.85
			AVG	106	54	25/29.4 (MCS11)	1.92	3.40	5.32	24.00	-18.68
	6535	117	AVG	106	53	25/29.4 (MCS11)	1.99	3.40	5.39	24.00	-18.61
AVG			106	54	25/29.4 (MCS11)	1.80	3.40	5.20	24.00	-18.80	
6695	149	AVG	106	53	25/29.4 (MCS11)	1.78	3.20	4.98	24.00	-19.02	
		AVG	106	54	25/29.4 (MCS11)	1.99	3.20	5.19	24.00	-18.81	
6875	185	AVG	106	53	25/29.4 (MCS11)	1.95	2.10	4.05	24.00	-19.95	
		AVG	106	54	25/29.4 (MCS11)	1.98	2.10	4.08	24.00	-19.92	
6895	189	AVG	106	53	25/29.4 (MCS11)	2.96	2.10	5.06	24.00	-18.94	
		AVG	106	54	25/29.4 (MCS11)	2.83	2.10	4.93	24.00	-19.07	
6995	209	AVG	106	53	25/29.4 (MCS11)	2.88	1.50	4.38	24.00	-19.62	
		AVG	106	54	25/29.4 (MCS11)	2.77	1.50	4.27	24.00	-19.73	
7095	229	AVG	106	53	25/29.4 (MCS11)	2.85	1.60	4.45	24.00	-19.55	
		AVG	106	54	25/29.4 (MCS11)	2.90	1.60	4.50	24.00	-19.50	

Table 7-22. Antenna WF5b 20MHz BW 802.11ax Maximum Conducted Output Power and Max EIRP (Highest Power Among Partially Loaded RU's)

5GHz (40MHz Bandwidth)	Freq [MHz]	Channel	Detector	RU Size	RU Index	Data Rate [Mbps]	Conducted Power [dBm]	Ant. Gain [dBi]	Max e.i.r.p. [dBm]	Max e.i.r.p. Limit [dBm]	e.i.r.p. Margin [dB]
	5965	3	AVG	242	61	121.9/143.4 (MCS11)	3.38	3.60	6.98	24.00	-17.02
			AVG	242	62	121.9/143.4 (MCS11)	3.33	3.60	6.93	24.00	-17.07
	6205	51	AVG	242	61	121.9/143.4 (MCS11)	3.73	2.90	6.63	24.00	-17.37
			AVG	242	62	121.9/143.4 (MCS11)	3.65	2.90	6.55	24.00	-17.45
	6405	91	AVG	242	61	121.9/143.4 (MCS11)	3.38	3.80	7.18	24.00	-16.82
			AVG	242	62	121.9/143.4 (MCS11)	3.26	3.80	7.06	24.00	-16.94
	6445	99	AVG	242	61	121.9/143.4 (MCS11)	3.88	3.50	7.38	24.00	-16.62
			AVG	242	62	121.9/143.4 (MCS11)	3.98	3.50	7.48	24.00	-16.52
	6485	107	AVG	242	61	121.9/143.4 (MCS11)	3.93	3.50	7.43	24.00	-16.57
			AVG	242	62	121.9/143.4 (MCS11)	3.86	3.50	7.36	24.00	-16.64
	6525	115	AVG	242	61	121.9/143.4 (MCS11)	3.79	3.40	7.19	24.00	-16.81
			AVG	242	62	121.9/143.4 (MCS11)	3.96	3.40	7.36	24.00	-16.64
	6565	123	AVG	242	61	121.9/143.4 (MCS11)	3.89	3.40	7.29	24.00	-16.71
AVG			242	62	121.9/143.4 (MCS11)	3.92	3.40	7.32	24.00	-16.68	
6725	155	AVG	242	61	121.9/143.4 (MCS11)	3.94	2.80	6.74	24.00	-17.26	
		AVG	242	62	121.9/143.4 (MCS11)	3.77	2.80	6.57	24.00	-17.43	
6845	179	AVG	242	61	121.9/143.4 (MCS11)	3.97	2.10	6.07	24.00	-17.93	
		AVG	242	62	121.9/143.4 (MCS11)	3.92	2.10	6.02	24.00	-17.98	
6885	187	AVG	242	61	121.9/143.4 (MCS11)	3.86	2.10	5.96	24.00	-18.04	
		AVG	242	62	121.9/143.4 (MCS11)	3.95	2.10	6.05	24.00	-17.95	
6965	203	AVG	242	61	121.9/143.4 (MCS11)	4.81	1.50	6.31	24.00	-17.69	
		AVG	242	62	121.9/143.4 (MCS11)	4.92	1.50	6.42	24.00	-17.58	
7085	227	AVG	242	61	121.9/143.4 (MCS11)	4.95	1.60	6.55	24.00	-17.45	
		AVG	242	62	121.9/143.4 (MCS11)	4.94	1.60	6.54	24.00	-17.46	

Table 7-23. Antenna WF5b 40MHz BW 802.11ax Maximum Conducted Output Power and Max EIRP (Highest Power Among Partially Loaded RU's)

FCC ID: BCGA2759 IC: 579C-A2759		MEASUREMENT REPORT (CERTIFICATION)	Approved by: Technical Manager
Test Report S/N: 1C2205090024-12-R3.BCG	Test Dates: 05/27/2022 - 9/26/2022	EUT Type: Tablet Device	Page 54 of 323

5GHz (80MHz Bandwidth)	Freq [MHz]	Channel	Detector	RU Size	RU Index	Data Rate [Mbps]	Conducted Power [dBm]	Ant. Gain [dBi]	Max e.i.r.p. [dBm]	Max e.i.r.p. Limit [dBm]	e.i.r.p. Margin [dB]
	5985	7	AVG	484	65	243.8/286.8 (MCS11)	6.36	3.60	9.96	24.00	-14.04
			AVG	484	66	243.8/286.8 (MCS11)	6.37	3.60	9.97	24.00	-14.03
	6225	55	AVG	484	65	243.8/286.8 (MCS11)	6.55	2.90	9.45	24.00	-14.55
			AVG	484	66	243.8/286.8 (MCS11)	6.59	2.90	9.49	24.00	-14.51
	6385	87	AVG	484	65	243.8/286.8 (MCS11)	6.50	3.80	10.30	24.00	-13.70
			AVG	484	66	243.8/286.8 (MCS11)	6.40	3.80	10.20	24.00	-13.80
	6465	103	AVG	484	65	243.8/286.8 (MCS11)	6.84	3.50	10.34	24.00	-13.66
			AVG	484	66	243.8/286.8 (MCS11)	6.89	3.50	10.39	24.00	-13.61
	6545	119	AVG	484	65	243.8/286.8 (MCS11)	6.95	3.40	10.35	24.00	-13.65
			AVG	484	66	243.8/286.8 (MCS11)	6.90	3.40	10.30	24.00	-13.70
	6705	151	AVG	484	65	243.8/286.8 (MCS11)	6.84	3.20	10.04	24.00	-13.96
AVG			484	66	243.8/286.8 (MCS11)	6.96	3.20	10.16	24.00	-13.84	
6865	183	AVG	484	65	243.8/286.8 (MCS11)	6.80	2.10	8.90	24.00	-15.10	
		AVG	484	66	243.8/286.8 (MCS11)	6.78	2.10	8.88	24.00	-15.12	
6945	199	AVG	484	65	243.8/286.8 (MCS11)	7.90	1.50	9.40	24.00	-14.60	
		AVG	484	66	243.8/286.8 (MCS11)	7.82	1.50	9.32	24.00	-14.68	
7025	215	AVG	484	65	243.8/286.8 (MCS11)	7.88	1.60	9.48	24.00	-14.52	
		AVG	484	66	243.8/286.8 (MCS11)	7.89	1.60	9.49	24.00	-14.51	

Table 7-24. Antenna WF5b 80MHz BW 802.11ax Maximum Conducted Output Power and Max EIRP (Highest Power Among Partially Loaded RU's)

5GHz (160MHz Bandwidth)	Freq [MHz]	Channel	Detector	RU Size	RU Index	Data Rate [Mbps]	Conducted Power [dBm]	Ant. Gain [dBi]	Max e.i.r.p. [dBm]	Max e.i.r.p. Limit [dBm]	e.i.r.p. Margin [dB]
	6025	15	AVG	996	67	510.4/600.5 (MCS11)	9.39	3.90	13.29	24.00	-10.71
	6025	15	AVG	996	67	510.4/600.5 (MCS11)	9.47	3.90	13.37	24.00	-10.63
	6185	47	AVG	996	67	510.4/600.5 (MCS11)	9.63	3.60	13.23	24.00	-10.77
	6185	47	AVG	996	67	510.4/600.5 (MCS11)	9.73	3.60	13.33	24.00	-10.67
	6345	79	AVG	996	67	510.4/600.5 (MCS11)	9.44	3.80	13.24	24.00	-10.76
	6345	79	AVG	996	67	510.4/600.5 (MCS11)	9.28	3.80	13.08	24.00	-10.92
	6505	111	AVG	996	67	510.4/600.5 (MCS11)	9.92	3.40	13.32	24.00	-10.68
	6505	111	AVG	996	67	510.4/600.5 (MCS11)	9.81	3.40	13.21	24.00	-10.79
	6665	143	AVG	996	67	510.4/600.5 (MCS11)	9.96	3.20	13.16	24.00	-10.84
	6665	143	AVG	996	67	510.4/600.5 (MCS11)	9.97	3.20	13.17	24.00	-10.83
	6825	175	AVG	996	67	510.4/600.5 (MCS11)	9.86	2.10	11.96	24.00	-12.04
	6825	175	AVG	996	67	510.4/600.5 (MCS11)	9.90	2.10	12.00	24.00	-12.00
	6985	207	AVG	996	67	510.4/600.5 (MCS11)	10.85	1.50	12.35	24.00	-11.65
6985	207	AVG	996	67	510.4/600.5 (MCS11)	10.93	1.50	12.43	24.00	-11.57	

Table 7-25. Antenna WF5b 160MHz BW 802.11ax Maximum Conducted Output Power and Max EIRP (Highest Power Among Partially Loaded RU's)

FCC ID: BCGA2759 IC: 579C-A2759		MEASUREMENT REPORT (CERTIFICATION)	Approved by: Technical Manager
Test Report S/N: 1C2205090024-12-R3.BCG	Test Dates: 05/27/2022 - 9/26/2022	EUT Type: Tablet Device	Page 55 of 323

5GHz (20MHz Bandwidth)	Freq [MHz]	Channel	Detector	RU Size	RU Index	Data Rate [Mbps]	Conducted Power [dBm]	Ant. Gain [dBi]	Max e.i.r.p. [dBm]	Max e.i.r.p. Limit [dBm]	e.i.r.p. Margin [dB]
	5955	1	AVG	242	61	121.9/143.4 (MCS11)	3.37	3.60	6.97	24.00	-17.03
	6175	45	AVG	242	61	121.9/143.4 (MCS11)	3.66	3.60	7.26	24.00	-16.74
	6415	93	AVG	242	61	121.9/143.4 (MCS11)	3.35	3.50	6.85	24.00	-17.15
	6435	97	AVG	242	61	121.9/143.4 (MCS11)	3.80	3.50	7.30	24.00	-16.70
	6475	105	AVG	242	61	121.9/143.4 (MCS11)	3.82	3.50	7.32	24.00	-16.68
	6515	113	AVG	242	61	121.9/143.4 (MCS11)	3.99	3.40	7.39	24.00	-16.61
	6535	117	AVG	242	61	121.9/143.4 (MCS11)	3.78	3.40	7.18	24.00	-16.82
	6695	149	AVG	242	61	121.9/143.4 (MCS11)	3.95	3.20	7.15	24.00	-16.85
	6875	185	AVG	242	61	121.9/143.4 (MCS11)	3.92	2.10	6.02	24.00	-17.98
	6895	189	AVG	242	61	121.9/143.4 (MCS11)	4.93	2.10	7.03	24.00	-16.97
6995	209	AVG	242	61	121.9/143.4 (MCS11)	4.91	1.50	6.41	24.00	-17.59	
7095	229	AVG	242	61	121.9/143.4 (MCS11)	4.92	1.60	6.52	24.00	-17.48	

Table 7-26. Antenna WF5b 20MHz BW 802.11ax Maximum Conducted Output Power and Max EIRP (Fully-loaded RU)

5GHz (40MHz Bandwidth)	Freq [MHz]	Channel	Detector	RU Size	RU Index	Data Rate [Mbps]	Conducted Power [dBm]	Ant. Gain [dBi]	Max e.i.r.p. [dBm]	Max e.i.r.p. Limit [dBm]	e.i.r.p. Margin [dB]
	5965	3	AVG	484	65	243.8/286.8 (MCS11)	6.40	3.60	10.00	24.00	-14.00
	6205	51	AVG	484	65	243.8/286.8 (MCS11)	6.68	2.90	9.58	24.00	-14.42
	6405	91	AVG	484	65	243.8/286.8 (MCS11)	6.28	3.80	10.08	24.00	-13.92
	6445	99	AVG	484	65	243.8/286.8 (MCS11)	6.88	3.50	10.38	24.00	-13.62
	6485	107	AVG	484	65	243.8/286.8 (MCS11)	6.76	3.50	10.26	24.00	-13.74
	6525	115	AVG	484	65	243.8/286.8 (MCS11)	6.81	3.40	10.21	24.00	-13.79
	6565	123	AVG	484	65	243.8/286.8 (MCS11)	6.83	3.40	10.23	24.00	-13.77
	6725	155	AVG	484	65	243.8/286.8 (MCS11)	6.82	2.80	9.62	24.00	-14.38
	6845	179	AVG	484	65	243.8/286.8 (MCS11)	6.83	2.10	8.93	24.00	-15.07
	6885	187	AVG	484	65	243.8/286.8 (MCS11)	6.81	2.10	8.91	24.00	-15.09
6965	203	AVG	484	65	243.8/286.8 (MCS11)	7.89	1.50	9.39	24.00	-14.61	
7085	227	AVG	484	65	243.8/286.8 (MCS11)	7.88	1.60	9.48	24.00	-14.52	

Table 7-27. Antenna WF5b 40MHz BW 802.11ax Maximum Conducted Output Power and Max EIRP (Fully-loaded RU)

5GHz (80MHz Bandwidth)	Freq [MHz]	Channel	Detector	RU Size	RU Index	Data Rate [Mbps]	Conducted Power [dBm]	Ant. Gain [dBi]	Max e.i.r.p. [dBm]	Max e.i.r.p. Limit [dBm]	e.i.r.p. Margin [dB]
	5985	7	AVG	996	67	510.4/600.5 (MCS11)	9.48	3.60	13.08	24.00	-10.92
	6225	55	AVG	996	67	510.4/600.5 (MCS11)	9.55	2.90	12.45	24.00	-11.55
	6385	87	AVG	996	67	510.4/600.5 (MCS11)	9.34	3.80	13.14	24.00	-10.86
	6465	103	AVG	996	67	510.4/600.5 (MCS11)	9.99	3.50	13.49	24.00	-10.51
	6545	119	AVG	996	67	510.4/600.5 (MCS11)	9.77	3.40	13.17	24.00	-10.83
	6705	151	AVG	996	67	510.4/600.5 (MCS11)	9.87	3.20	13.07	24.00	-10.93
	6865	183	AVG	996	67	510.4/600.5 (MCS11)	9.86	2.10	11.96	24.00	-12.04
	6945	199	AVG	996	67	510.4/600.5 (MCS11)	10.87	1.50	12.37	24.00	-11.63
	7025	215	AVG	996	67	510.4/600.5 (MCS11)	10.75	1.60	12.35	24.00	-11.65

Table 7-28. Antenna WF5b 80MHz BW 802.11ax Maximum Conducted Output Power and Max EIRP (Fully-loaded RU)

5GHz (160MHz Bandwidth)	Freq [MHz]	Channel	Detector	RU Size	RU Index	Data Rate [Mbps]	Conducted Power [dBm]	Ant. Gain [dBi]	Max e.i.r.p. [dBm]	Max e.i.r.p. Limit [dBm]	e.i.r.p. Margin [dB]
	6025	15	AVG	996x2	68	1020.8/1201 (MCS11)	12.93	3.90	16.83	24.00	-7.17
	6185	47	AVG	996x2	68	1020.8/1201 (MCS11)	12.72	3.60	16.32	24.00	-7.68
	6345	79	AVG	996x2	68	1020.8/1201 (MCS11)	12.92	3.80	16.72	24.00	-7.28
	6505	111	AVG	996x2	68	1020.8/1201 (MCS11)	13.33	3.40	16.73	24.00	-7.27
	6665	143	AVG	996x2	68	1020.8/1201 (MCS11)	13.28	3.20	16.48	24.00	-7.52
	6825	175	AVG	996x2	68	1020.8/1201 (MCS11)	13.45	2.10	15.55	24.00	-8.45
6985	207	AVG	996x2	68	1020.8/1201 (MCS11)	14.49	1.50	15.99	24.00	-8.01	

Table 7-29. Antenna WF5b 160MHz BW 802.11ax Maximum Conducted Output Power and Max EIRP (Fully-loaded RU)

FCC ID: BCGA2759 IC: 579C-A2759		MEASUREMENT REPORT (CERTIFICATION)	Approved by: Technical Manager
Test Report S/N: 1C2205090024-12-R3.BCG	Test Dates: 05/27/2022 - 9/26/2022	EUT Type: Tablet Device	Page 56 of 323

### 7.3.3 SDM Conducted Output Power Measurements

5GHz (20MHz Bandwidth)	Freq [MHz]	Channel	Mode	Detector	RU Size	RU Index	Data Rate [Mbps]	Conducted Powers [dBm]			Ant. Gain [dBi]	Max e.i.r.p. [dBm]	Max e.i.r.p. Limit [dBm]	e.i.r.p. Margin [dB]
								Antenna WF5a	Antenna WF5b	Summed				
5955	1	SDM	AVG	26	0	25/29.4 (MCS11)	-6.64	-6.75	-3.68	2.75	-0.93	24.00	-24.93	
		SDM	AVG	26	4	25/29.4 (MCS11)	-6.69	-6.57	-3.62	2.75	-0.87	24.00	-24.87	
		SDM	AVG	26	8	25/29.4 (MCS11)	-6.63	-6.60	-3.60	2.75	-0.85	24.00	-24.85	
6175	45	SDM	AVG	26	0	25/29.4 (MCS11)	-6.55	-6.57	-3.55	2.49	-1.06	24.00	-25.06	
		SDM	AVG	26	4	25/29.4 (MCS11)	-6.69	-6.59	-3.63	2.49	-1.14	24.00	-25.14	
		SDM	AVG	26	8	25/29.4 (MCS11)	-6.52	-6.69	-3.59	2.49	-1.10	24.00	-25.10	
6415	93	SDM	AVG	26	0	25/29.4 (MCS11)	-7.06	-7.15	-4.09	3.30	-0.79	24.00	-24.79	
		SDM	AVG	26	4	25/29.4 (MCS11)	-7.24	-7.07	-4.14	3.30	-0.84	24.00	-24.84	
		SDM	AVG	26	8	25/29.4 (MCS11)	-7.24	-7.04	-4.13	3.30	-0.83	24.00	-24.83	
6435	97	SDM	AVG	26	0	25/29.4 (MCS11)	-7.09	-7.16	-4.11	3.30	-0.81	24.00	-24.81	
		SDM	AVG	26	4	25/29.4 (MCS11)	-7.25	-7.15	-4.19	3.30	-0.89	24.00	-24.89	
		SDM	AVG	26	8	25/29.4 (MCS11)	-7.13	-7.11	-4.11	3.30	-0.81	24.00	-24.81	
6475	105	SDM	AVG	26	0	25/29.4 (MCS11)	-7.06	-7.02	-4.03	3.30	-0.73	24.00	-24.73	
		SDM	AVG	26	4	25/29.4 (MCS11)	-7.05	-7.02	-4.02	3.30	-0.72	24.00	-24.72	
		SDM	AVG	26	8	25/29.4 (MCS11)	-7.10	-7.20	-4.14	3.30	-0.84	24.00	-24.84	
6515	113	SDM	AVG	26	0	25/29.4 (MCS11)	-7.12	-7.02	-4.06	3.35	-0.71	24.00	-24.71	
		SDM	AVG	26	4	25/29.4 (MCS11)	-7.18	-7.14	-4.15	3.35	-0.80	24.00	-24.80	
		SDM	AVG	26	8	25/29.4 (MCS11)	-7.07	-7.20	-4.12	3.35	-0.77	24.00	-24.77	
6535	117	SDM	AVG	26	0	25/29.4 (MCS11)	-7.05	-7.11	-4.07	3.35	-0.72	24.00	-24.72	
		SDM	AVG	26	4	25/29.4 (MCS11)	-7.25	-7.15	-4.19	3.35	-0.84	24.00	-24.84	
		SDM	AVG	26	8	25/29.4 (MCS11)	-7.15	-7.21	-4.17	3.35	-0.82	24.00	-24.82	
6695	149	SDM	AVG	26	0	25/29.4 (MCS11)	-7.09	-7.20	-4.13	3.10	-1.03	24.00	-25.03	
		SDM	AVG	26	4	25/29.4 (MCS11)	-7.10	-7.22	-4.15	3.10	-1.05	24.00	-25.05	
		SDM	AVG	26	8	25/29.4 (MCS11)	-7.10	-7.16	-4.12	3.10	-1.02	24.00	-25.02	
6875	185	SDM	AVG	26	0	25/29.4 (MCS11)	-7.12	-7.20	-4.15	2.57	-1.58	24.00	-25.58	
		SDM	AVG	26	4	25/29.4 (MCS11)	-7.10	-7.02	-4.05	2.57	-1.48	24.00	-25.48	
		SDM	AVG	26	8	25/29.4 (MCS11)	-7.21	-7.11	-4.15	2.57	-1.58	24.00	-25.58	
6895	189	SDM	AVG	26	0	25/29.4 (MCS11)	-6.21	-6.06	-3.12	2.57	-0.55	24.00	-24.55	
		SDM	AVG	26	4	25/29.4 (MCS11)	-6.20	-6.11	-3.14	2.57	-0.57	24.00	-24.57	
		SDM	AVG	26	8	25/29.4 (MCS11)	-6.07	-6.00	-3.02	2.57	-0.45	24.00	-24.45	
6995	209	SDM	AVG	26	0	25/29.4 (MCS11)	-6.10	-6.14	-3.11	2.03	-1.08	24.00	-25.08	
		SDM	AVG	26	4	25/29.4 (MCS11)	-6.19	-6.01	-3.09	2.03	-1.06	24.00	-25.06	
		SDM	AVG	26	8	25/29.4 (MCS11)	-6.12	-6.04	-3.07	2.03	-1.04	24.00	-25.04	
7095	229	SDM	AVG	26	0	25/29.4 (MCS11)	-6.17	-6.07	-3.11	1.45	-1.66	24.00	-25.66	
		SDM	AVG	26	4	25/29.4 (MCS11)	-6.00	-6.13	-3.05	1.45	-1.60	24.00	-25.60	
		SDM	AVG	26	8	25/29.4 (MCS11)	-6.22	-6.22	-3.21	1.45	-1.76	24.00	-25.76	

Table 7-30. SDM 20MHz BW 802.11ax Maximum Conducted Output Power and Max EIRP (RU26)

FCC ID: BCGA2759 IC: 579C-A2759		MEASUREMENT REPORT (CERTIFICATION)	Approved by: Technical Manager
Test Report S/N: 1C2205090024-12-R3.BCG	Test Dates: 05/27/2022 - 9/26/2022	EUT Type: Tablet Device	Page 57 of 323





5GHz (160MHz Bandwidth)	Freq [MHz]	Channel	Mode	Detector	RU Size	RU Index	Data Rate [Mbps]	Conducted Powers [dBm]			Ant. Gain [dBi]	Max e.i.r.p. [dBm]	Max e.i.r.p. Limit [dBm]	e.i.r.p. Margin [dB]
								Antenna WF5t	Antenna WF5b	Summed				
								6025	15	SDM				
		SDM	AVG	26	18	25/29.4 (MCS11)	-6.60	-6.53	-3.55	2.72	-0.83	24.00	-24.83	
		SDM	AVG	26	36	25/29.4 (MCS11)	-6.66	-6.70	-3.67	2.72	-0.95	24.00	-24.95	
	6185	47	SDM	AVG	26	0	25/29.4 (MCS11)	-6.54	-6.52	-3.52	2.49	-1.03	24.00	-25.03
		SDM	AVG	26	18	25/29.4 (MCS11)	-6.65	-6.60	-3.61	2.49	-1.12	24.00	-25.12	
		SDM	AVG	26	36	25/29.4 (MCS11)	-6.59	-6.68	-3.62	2.49	-1.13	24.00	-25.13	
	6345	79	SDM	AVG	26	0	25/29.4 (MCS11)	-7.18	-7.06	-4.11	3.28	-0.83	24.00	-24.83
		SDM	AVG	26	18	25/29.4 (MCS11)	-7.07	-7.25	-4.15	3.28	-0.87	24.00	-24.87	
		SDM	AVG	26	36	25/29.4 (MCS11)	-7.01	-7.15	-4.07	3.28	-0.79	24.00	-24.79	
	6505	111	SDM	AVG	26	0	25/29.4 (MCS11)	-7.19	-7.22	-4.19	3.35	-0.84	24.00	-24.84
		SDM	AVG	26	18	25/29.4 (MCS11)	-7.05	-7.18	-4.10	3.35	-0.75	24.00	-24.75	
		SDM	AVG	26	36	25/29.4 (MCS11)	-7.16	-7.14	-4.14	3.35	-0.79	24.00	-24.79	
	6665	143	SDM	AVG	26	0	25/29.4 (MCS11)	-7.04	-7.23	-4.12	3.10	-1.02	24.00	-25.02
		SDM	AVG	26	18	25/29.4 (MCS11)	-7.05	-7.11	-4.07	3.10	-0.97	24.00	-24.97	
		SDM	AVG	26	36	25/29.4 (MCS11)	-7.08	-7.05	-4.05	3.10	-0.95	24.00	-24.95	
	6825	175	SDM	AVG	26	0	25/29.4 (MCS11)	-7.16	-7.07	-4.10	2.57	-1.53	24.00	-25.53
		SDM	AVG	26	18	25/29.4 (MCS11)	-7.20	-7.11	-4.14	2.57	-1.57	24.00	-25.57	
		SDM	AVG	26	36	25/29.4 (MCS11)	-7.17	-7.20	-4.17	2.57	-1.60	24.00	-25.60	
	6985	207	SDM	AVG	26	0	25/29.4 (MCS11)	-6.05	-6.24	-3.13	2.03	-1.10	24.00	-25.10
		SDM	AVG	26	18	25/29.4 (MCS11)	-6.15	-6.23	-3.18	2.03	-1.15	24.00	-25.15	
		SDM	AVG	26	36	25/29.4 (MCS11)	-6.12	-6.20	-3.15	2.03	-1.12	24.00	-25.12	

Table 7-33. SDM 160MHz BW 802.11ax Maximum Conducted Output Power and Max EIRP (RU26)

5GHz (20MHz Bandwidth)	Freq [MHz]	Channel	Mode	Detector	RU Size	RU Index	Data Rate [Mbps]	Conducted Powers [dBm]			Ant. Gain [dBi]	Max e.i.r.p. [dBm]	Max e.i.r.p. Limit [dBm]	e.i.r.p. Margin [dB]
								Antenna WF5t	Antenna WF5b	Summed				
								5955	1	SDM				
		SDM	AVG	106	54	106.3/125 (MCS11)	-0.59	-0.63	2.40	2.75	5.15	24.00	-18.85	
		SDM	AVG	106	53	106.3/125 (MCS11)	-0.57	-0.69	2.38	2.49	4.87	24.00	-19.13	
	6175	45	SDM	AVG	106	54	106.3/125 (MCS11)	-0.65	-0.53	2.42	2.49	4.91	24.00	-19.09
	6415	93	SDM	AVG	106	53	106.3/125 (MCS11)	-1.12	-1.24	1.83	3.30	5.13	24.00	-18.87
		SDM	AVG	106	54	106.3/125 (MCS11)	-1.01	-1.05	1.98	3.30	5.28	24.00	-18.72	
	6435	97	SDM	AVG	106	53	106.3/125 (MCS11)	-1.04	-1.17	1.91	3.30	5.21	24.00	-18.79
		SDM	AVG	106	54	106.3/125 (MCS11)	-1.07	-1.02	1.97	3.30	5.27	24.00	-18.73	
	6475	105	SDM	AVG	106	53	106.3/125 (MCS11)	-1.25	-1.22	1.78	3.30	5.08	24.00	-18.92
		SDM	AVG	106	54	106.3/125 (MCS11)	-1.13	-1.23	1.83	3.30	5.13	24.00	-18.87	
	6515	113	SDM	AVG	106	53	106.3/125 (MCS11)	-1.13	-1.08	1.91	3.35	5.26	24.00	-18.74
		SDM	AVG	106	54	106.3/125 (MCS11)	-1.22	-1.21	1.80	3.35	5.15	24.00	-18.85	
	6535	117	SDM	AVG	106	53	106.3/125 (MCS11)	-1.15	-1.25	1.81	3.35	5.16	24.00	-18.84
		SDM	AVG	106	54	106.3/125 (MCS11)	-1.23	-1.00	1.90	3.35	5.25	24.00	-18.75	
	6695	149	SDM	AVG	106	53	106.3/125 (MCS11)	-1.11	-1.01	1.95	3.10	5.05	24.00	-18.95
		SDM	AVG	106	54	106.3/125 (MCS11)	-1.25	-1.11	1.83	3.10	4.93	24.00	-19.07	
	6875	185	SDM	AVG	106	53	106.3/125 (MCS11)	-1.24	-1.20	1.79	2.57	4.36	24.00	-19.64
		SDM	AVG	106	54	106.3/125 (MCS11)	-1.25	-1.00	1.89	2.57	4.46	24.00	-19.54	
	6895	189	SDM	AVG	106	53	106.3/125 (MCS11)	0.22	0.01	3.13	2.57	5.70	24.00	-18.30
		SDM	AVG	106	54	106.3/125 (MCS11)	0.17	0.14	3.17	2.57	5.74	24.00	-18.26	
	6995	209	SDM	AVG	106	53	106.3/125 (MCS11)	0.04	0.06	3.06	2.03	5.09	24.00	-18.91
		SDM	AVG	106	54	106.3/125 (MCS11)	0.12	0.16	3.15	2.03	5.18	24.00	-18.82	
	7095	229	SDM	AVG	106	53	106.3/125 (MCS11)	0.07	0.13	3.11	1.45	4.56	24.00	-19.44
		SDM	AVG	106	54	106.3/125 (MCS11)	0.23	0.07	3.16	1.45	4.61	24.00	-19.39	

Table 7-34. SDM 20MHz BW 802.11ax Maximum Conducted Output Power and Max EIRP (Highest Power Among Partially Loaded RU's)

FCC ID: BCGA2759 IC: 579C-A2759		MEASUREMENT REPORT (CERTIFICATION)	Approved by: Technical Manager
Test Report S/N: 1C2205090024-12-R3.BCG	Test Dates: 05/27/2022 - 9/26/2022	EUT Type: Tablet Device	Page 59 of 323



5GHz (20MHz Bandwidth)	Freq [MHz]	Channel	Mode	Detector	RU Size	RU Index	Data Rate [Mbps]	Conducted Powers [dBm]			Ant. Gain [dBi]	Max e.i.r.p. [dBm]	Max e.i.r.p. Limit [dBm]	e.i.r.p. Margin [dB]
								Antenna WF5t	Antenna WF5b	Summed				
								5955	1	SDM				
6175	45	SDM	AVG	242	61	243.8/286.8 (MCS11)	1.50	1.57	4.55	2.49	7.04	24.00	-16.96	
6415	93	SDM	AVG	242	61	243.8/286.8 (MCS11)	0.75	1.00	3.89	3.30	7.19	24.00	-16.81	
6435	97	SDM	AVG	242	61	243.8/286.8 (MCS11)	0.84	0.77	3.82	3.30	7.12	24.00	-16.88	
6475	105	SDM	AVG	242	61	243.8/286.8 (MCS11)	0.95	0.93	3.95	3.30	7.25	24.00	-16.75	
6515	113	SDM	AVG	242	61	243.8/286.8 (MCS11)	0.86	0.95	3.92	3.35	7.27	24.00	-16.73	
6535	117	SDM	AVG	242	61	243.8/286.8 (MCS11)	0.93	0.88	3.92	3.35	7.27	24.00	-16.73	
6695	149	SDM	AVG	242	61	243.8/286.8 (MCS11)	0.99	0.80	3.91	3.10	7.01	24.00	-16.99	
6875	185	SDM	AVG	242	61	243.8/286.8 (MCS11)	0.75	0.99	3.88	2.57	6.45	24.00	-17.55	
6895	189	SDM	AVG	242	61	243.8/286.8 (MCS11)	2.24	2.05	5.16	2.57	7.73	24.00	-16.27	
6995	209	SDM	AVG	242	61	243.8/286.8 (MCS11)	2.22	2.13	5.19	2.03	7.22	24.00	-16.78	
7095	229	SDM	AVG	242	61	243.8/286.8 (MCS11)	2.17	2.18	5.19	1.45	6.64	24.00	-17.36	

Table 7-38. SDM 20MHz BW 802.11ax Maximum Conducted Output Power and Max EIRP (Fully-loaded RU)

5GHz (40MHz Bandwidth)	Freq [MHz]	Channel	Mode	Detector	RU Size	RU Index	Data Rate [Mbps]	Conducted Powers [dBm]			Ant. Gain [dBi]	Max e.i.r.p. [dBm]	Max e.i.r.p. Limit [dBm]	e.i.r.p. Margin [dB]
								Antenna WF5t	Antenna WF5b	Summed				
								5965	3	SDM				
6205	51	SDM	AVG	484	65	487.5/573.5 (MCS11)	4.64	4.66	7.66	2.21	9.87	24.00	-14.13	
6405	91	SDM	AVG	484	65	487.5/573.5 (MCS11)	3.98	3.88	6.94	3.28	10.22	24.00	-13.78	
6445	99	SDM	AVG	484	65	487.5/573.5 (MCS11)	3.90	3.86	6.89	3.30	10.19	24.00	-13.81	
6485	107	SDM	AVG	484	65	487.5/573.5 (MCS11)	3.95	3.75	6.86	3.30	10.16	24.00	-13.84	
6525	115	SDM	AVG	484	65	487.5/573.5 (MCS11)	3.88	3.96	6.93	3.35	10.28	24.00	-13.72	
6565	123	SDM	AVG	484	65	487.5/573.5 (MCS11)	3.90	3.77	6.85	3.35	10.20	24.00	-13.80	
6725	155	SDM	AVG	484	65	487.5/573.5 (MCS11)	3.92	3.75	6.85	2.80	9.65	24.00	-14.35	
6845	179	SDM	AVG	484	65	487.5/573.5 (MCS11)	3.88	3.99	6.95	2.57	9.52	24.00	-14.48	
6885	187	SDM	AVG	484	65	487.5/573.5 (MCS11)	3.75	3.79	6.78	2.57	9.35	24.00	-14.65	
6965	203	SDM	AVG	484	65	487.5/573.5 (MCS11)	5.21	5.10	8.17	2.03	10.20	24.00	-13.80	
7085	227	SDM	AVG	484	65	487.5/573.5 (MCS11)	5.00	5.00	8.01	1.45	9.46	24.00	-14.54	

Table 7-39. SDM 40MHz BW 802.11ax Maximum Conducted Output Power and Max EIRP (Fully-loaded RU)

5GHz (80MHz Bandwidth)	Freq [MHz]	Channel	Mode	Detector	RU Size	RU Index	Data Rate [Mbps]	Conducted Powers [dBm]			Ant. Gain [dBi]	Max e.i.r.p. [dBm]	Max e.i.r.p. Limit [dBm]	e.i.r.p. Margin [dB]
								Antenna WF5t	Antenna WF5b	Summed				
								5985	7	SDM				
6225	55	SDM	AVG	996	67	1020.8/1201 (MCS11)	7.59	7.60	10.61	2.21	12.82	24.00	-11.18	
6385	87	SDM	AVG	996	67	1020.8/1201 (MCS11)	6.80	6.76	9.79	3.28	13.07	24.00	-10.93	
6465	103	SDM	AVG	996	67	1020.8/1201 (MCS11)	6.89	6.75	9.83	3.30	13.13	24.00	-10.87	
6545	119	SDM	AVG	996	67	1020.8/1201 (MCS11)	6.83	6.94	9.90	3.35	13.25	24.00	-10.75	
6705	151	SDM	AVG	996	67	1020.8/1201 (MCS11)	6.85	7.00	9.94	3.10	13.04	24.00	-10.96	
6865	183	SDM	AVG	996	67	1020.8/1201 (MCS11)	6.91	6.96	9.95	2.57	12.52	24.00	-11.48	
6945	199	SDM	AVG	996	67	1020.8/1201 (MCS11)	8.12	8.20	11.17	2.03	13.20	24.00	-10.80	
7025	215	SDM	AVG	996	67	1020.8/1201 (MCS11)	8.21	8.08	11.16	1.70	12.86	24.00	-11.14	

Table 7-40. SDM 80MHz BW 802.11ax Maximum Conducted Output Power and Max EIRP (Fully-loaded RU)

5GHz (160MHz Bandwidth)	Freq [MHz]	Channel	Mode	Detector	RU Size	RU Index	Data Rate [Mbps]	Conducted Powers [dBm]			Ant. Gain [dBi]	Max e.i.r.p. [dBm]	Max e.i.r.p. Limit [dBm]	e.i.r.p. Margin [dB]
								Antenna WF5t	Antenna WF5b	Summed				
								6025	15	SDM				
6185	47	SDM	AVG	996	68	2041.6/2402 (MCS11)	10.63	10.73	13.69	2.49	16.18	24.00	-7.82	
6345	79	SDM	AVG	996	68	2041.6/2402 (MCS11)	10.26	10.50	13.39	3.28	16.67	24.00	-7.33	
6505	111	SDM	AVG	996	68	2041.6/2402 (MCS11)	10.44	10.40	13.43	3.35	16.78	24.00	-7.22	
6665	143	SDM	AVG	996	68	2041.6/2402 (MCS11)	10.28	10.35	13.33	3.10	16.43	24.00	-7.57	
6825	175	SDM	AVG	996	68	2041.6/2402 (MCS11)	10.49	10.50	13.51	2.57	16.08	24.00	-7.92	
6985	207	SDM	AVG	996	68	2041.6/2402 (MCS11)	11.54	11.65	14.61	2.03	16.64	24.00	-7.36	

Table 7-41. SDM 160MHz BW 802.11ax Maximum Conducted Output Power and Max EIRP (Fully-loaded RU)

FCC ID: BCGA2759 IC: 579C-A2759		MEASUREMENT REPORT (CERTIFICATION)	Approved by: Technical Manager
Test Report S/N: 1C2205090024-12-R3.BCG	Test Dates: 05/27/2022 - 9/26/2022	EUT Type: Tablet Device	Page 61 of 323

**Note:**

Per ANSI C63.10-2013 and KDB 662911 v02r01 Section E1), the conducted powers at Antenna WF5t and Antenna WF5b were first measured separately during SDM transmission as shown in the section above. The measured values were then summed in linear power units then converted back to dBm.

Per ANSI C63.10-2013 Section 14.4.3, the directional gain is calculated using the following formula, where  $G_N$  is the gain of the nth antenna and  $N_{ANT}$ , the total number of antennas used.

$$\text{Directional gain} = 10 \log[(10^{G_1/20} + 10^{G_2/20} + \dots + 10^{G_N/20})^2 / N_{ANT}] \text{ dBi}$$

Per ANSI C63.10-2013 Section 14.4.3, the uncorrelated directional gain is calculated using the following formula, where  $G_N$  is the gain of the nth antenna and  $N_{ANT}$ , the total number of antennas used.

$$\text{Directional gain} = 10 \log[(10^{G_1/10} + 10^{G_2/10} + \dots + 10^{G_N/10}) / N_{ANT}] \text{ dBi}$$

**Sample SDM Calculation:**

At 5955MHz in 802.11ax (20MHz BW) mode, the average conducted output power was measured to be -6.12 dBm for Antenna WF5t and -6.18 dBm for Antenna WF5b.

$$\text{Antenna WF5t} + \text{Antenna WF5b} = \text{SDM}$$

$$(-6.12 \text{ dBm} + -6.18 \text{ dBm}) = (0.244 \text{ mW} + 0.241 \text{ mW}) = 0.485 \text{ mW} = -3.14 \text{ dBm}$$

**Sample e.i.r.p. Calculation:**

At 5955MHz in 802.11n (20MHz BW) mode, the average MIMO conducted power was calculated to be -3.14 dBm with directional gain of 3.01 dBi.

$$\text{e.i.r.p. (dBm)} = \text{Conducted Power (dBm)} + \text{Ant gain (dBi)}$$

$$-3.14 \text{ dBm} + 2.41 \text{ dBi} = -0.73 \text{ dBm}$$

<b>FCC ID:</b> BCGA2759 <b>IC:</b> 579C-A2759	 <b>MEASUREMENT REPORT (CERTIFICATION)</b>	<b>Approved by:</b> Technical Manager
<b>Test Report S/N:</b> 1C2205090024-12-R3.BCG		<b>Test Dates:</b> 05/27/2022 - 9/26/2022

## 7.4 Maximum Power Spectral Density – 802.11ax OFDMA §15.407(a)(8), RSS-248 [4.6.3]

### Test Overview and Limit

The spectrum analyzer was connected to the antenna terminal while the EUT was operating at its maximum duty cycle, at its maximum power control level, as defined in ANSI C63.10-2013 and KDB 789033 D02 v02r01, and at the appropriate frequencies. Method SA-1, as defined in ANSI C63.10-2013 and KDB 789033 D02 v02r01, was used to measure the power spectral density.

***In the 5.925 – 7.125GHz band, the maximum permissible power spectral density must not exceed -1dBm e.i.r.p in any 1-megahertz band.***

### Test Procedure Used

ANSI C63.10-2013 – Section 12.3.2.2  
KDB 789033 D02 v02r01 – Section F  
ANSI C63.10-2013 – Section 14.3.2.2 Measure-and-Sum Technique  
KDB 662911 v02r01 – Section E)2) Measure-and-Sum Technique

### Test Settings

1. Analyzer was set to the center frequency of the UNII channel under investigation
2. Span was set to encompass the entire emission bandwidth of the signal
3. RBW = 1MHz
4. VBW = 3MHz
5. Number of sweep points  $\geq 2 \times (\text{span}/\text{RBW})$
6. Sweep time = auto
7. Detector = power averaging (RMS)
8. Trigger was set to free run for all modes
9. Trace was averaged over 100 sweeps
10. The peak search function of the spectrum analyzer was used to find the peak of the spectrum.

### Test Setup

The EUT and measurement equipment were set up as shown in the diagram below.



**Figure 7-3. Test Instrument & Measurement Setup**

### Test Notes

1. All RU's were investigated and only worst case partially loaded and fully loaded RU's were reported.
2. Low, mid, and high channels were tested and tabular data has been reported. Only mid channel psd plots have been reported.

FCC ID: BCGA2759 IC: 579C-A2759		MEASUREMENT REPORT (CERTIFICATION)	Approved by: Technical Manager
Test Report S/N: 1C2205090024-12-R3.BCG	Test Dates: 05/27/2022 - 9/26/2022	EUT Type: Tablet Device	Page 63 of 323

V 10.5 12/15/2021

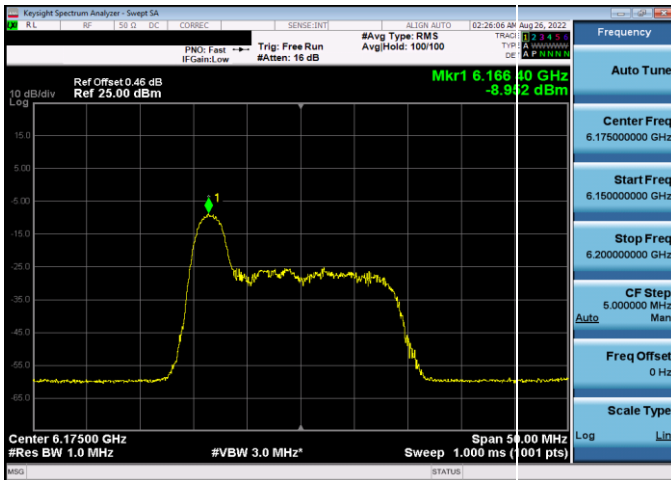




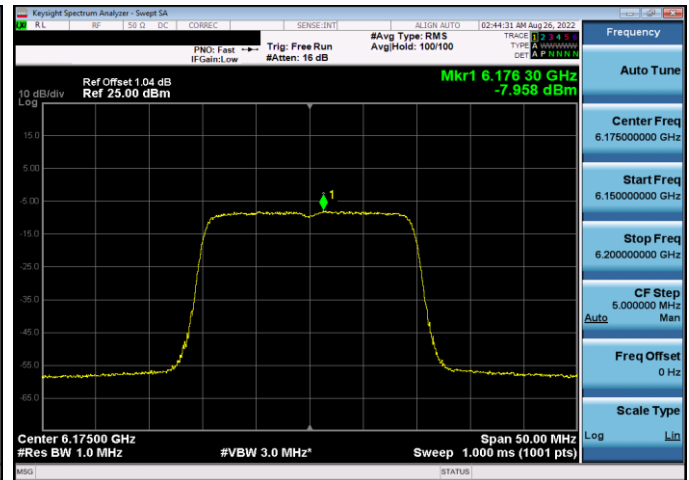
	Frequency [MHz]	Channel	802.11 MODE	RU Size	RU Index	Data Rate [Mbps]	Measured Power Density [dBm/MHz]	Antenna Gain [dBi]	e.i.r.p Density [dBm/MHz]	Max EIRP Density [dBm/MHz]	Margin [dB]	
Band 5	5955	1	ax (20MHz)	242	61	243.8/286.8 (MCS11)	-6.76	1.70	-5.06	-1	-4.06	
	6175	45	ax (20MHz)	242	61	243.8/286.8 (MCS11)	-7.96	1.00	-6.96	-1	-5.96	
	6415	93	ax (20MHz)	242	61	243.8/286.8 (MCS11)	-6.93	3.10	-3.83	-1	-2.83	
	5965	3	ax (40MHz)	484	65	487.5/573.5 (MCS11)	-7.93	1.70	-6.23	-1	-5.23	
	6165	43	ax (40MHz)	484	65	487.5/573.5 (MCS11)	-7.21	1.00	-6.21	-1	-5.21	
	6405	91	ax (40MHz)	484	65	487.5/573.5 (MCS11)	-7.47	1.00	-6.47	-1	-5.47	
	5985	7	ax (80MHz)	996	67	1020.8/1201 (MCS11)	-6.90	1.70	-5.20	-1	-4.20	
	6145	39	ax (80MHz)	996	67	1020.8/1201 (MCS11)	-6.56	1.00	-5.56	-1	-4.56	
	6385	87	ax (80MHz)	996	67	1020.8/1201 (MCS11)	-7.45	2.70	-4.75	-1	-3.75	
	6025	15	ax (160MHz)	996	68	2041.6/2402 (MCS11)	-7.42	1.10	-6.32	-1	-5.32	
	6185	47	ax (160MHz)	996	68	2041.6/2402 (MCS11)	-7.13	1.00	-6.13	-1	-5.13	
	6345	79	ax (160MHz)	996	68	2041.6/2402 (MCS11)	-6.84	2.70	-4.14	-1	-3.14	
Band 6	6435	97	ax (20MHz)	242	61	243.8/286.8 (MCS11)	-6.69	2.70	-3.99	-1	-2.99	
	6475	105	ax (20MHz)	242	61	243.8/286.8 (MCS11)	-6.88	3.10	-3.78	-1	-2.78	
	6515	113	ax (20MHz)	242	61	243.8/286.8 (MCS11)	-6.65	3.30	-3.35	-1	-2.35	
	6445	99	ax (40MHz)	484	65	487.5/573.5 (MCS11)	-7.05	3.10	-3.95	-1	-2.95	
	6485	107	ax (40MHz)	484	65	487.5/573.5 (MCS11)	-6.99	3.10	-3.89	-1	-2.89	
	6525	115	ax (40MHz)	484	65	487.5/573.5 (MCS11)	-7.11	3.30	-3.81	-1	-2.81	
	6465	103	ax (80MHz)	996	67	1020.8/1201 (MCS11)	-6.83	3.30	-3.53	-1	-2.53	
	6505	111	ax (160MHz)	996	68	2041.6/2402 (MCS11)	-6.37	3.30	-3.07	-1	-2.07	
	Band 7	6535	117	ax (20MHz)	242	61	243.8/286.8 (MCS11)	-6.52	3.30	-3.22	-1	-2.22
		6695	149	ax (20MHz)	242	61	243.8/286.8 (MCS11)	-6.16	3.00	-3.16	-1	-2.16
6875		185	ax (20MHz)	242	61	243.8/286.8 (MCS11)	-6.60	3.00	-3.60	-1	-2.60	
6565		123	ax (40MHz)	484	65	487.5/573.5 (MCS11)	-7.26	3.30	-3.96	-1	-2.96	
6725		155	ax (40MHz)	484	65	487.5/573.5 (MCS11)	-6.74	2.80	-3.94	-1	-2.94	
6845		179	ax (40MHz)	484	65	487.5/573.5 (MCS11)	-6.92	3.00	-3.92	-1	-2.92	
6545		119	ax (80MHz)	996	67	1020.8/1201 (MCS11)	-6.90	3.30	-3.60	-1	-2.60	
6705		151	ax (80MHz)	996	67	1020.8/1201 (MCS11)	-6.78	2.80	-3.98	-1	-2.98	
6865		183	ax (80MHz)	996	67	1020.8/1201 (MCS11)	-7.06	3.00	-4.06	-1	-3.06	
6665		143	ax (160MHz)	996	68	2041.6/2402 (MCS11)	-5.39	3.00	-2.39	-1	-1.39	
Band 8	6825	175	ax (160MHz)	996	68	2041.6/2402 (MCS11)	-6.27	3.00	-3.27	-1	-2.27	
	6895	189	ax (20MHz)	242	61	243.8/286.8 (MCS11)	-5.67	3.00	-2.67	-1	-1.67	
	6995	209	ax (20MHz)	242	61	243.8/286.8 (MCS11)	-5.42	2.50	-2.92	-1	-1.92	
	6885	187	ax (40MHz)	484	65	487.5/573.5 (MCS11)	-7.20	3.00	-4.20	-1	-3.20	
	7005	211	ax (40MHz)	484	65	487.5/573.5 (MCS11)	-7.15	1.80	-5.35	-1	-4.35	
	7085	227	ax (40MHz)	484	65	487.5/573.5 (MCS11)	-6.46	1.80	-4.66	-1	-3.66	
	6945	199	ax (80MHz)	996	67	1020.8/1201 (MCS11)	-6.38	2.50	-3.88	-1	-2.88	
	7025	215	ax (80MHz)	996	67	1020.8/1201 (MCS11)	-6.83	1.80	-5.03	-1	-4.03	
	6985	207	ax (160MHz)	996	68	2041.6/2402 (MCS11)	-5.26	2.50	-2.76	-1	-1.76	

**Table 7-43. Power Spectral Density Measurements Antenna WF5t (Fully loaded RU)**

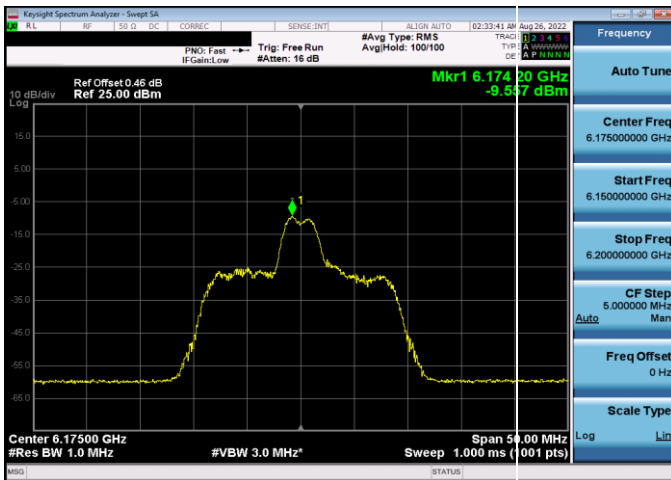
FCC ID: BCGA2759 IC: 579C-A2759		<b>MEASUREMENT REPORT (CERTIFICATION)</b>	<b>Approved by:</b> Technical Manager
Test Report S/N: 1C2205090024-12-R3.BCG	Test Dates: 05/27/2022 - 9/26/2022	EUT Type: Tablet Device	Page 65 of 323



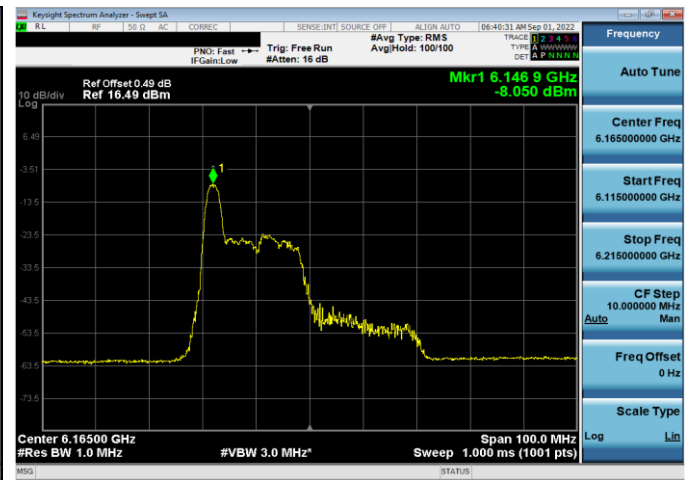
Plot 7-129. Power Spectral Density Plot Antenna WF5t (20MHz 802.11ax RU26 (UNII Band 5) – Ch. 45)



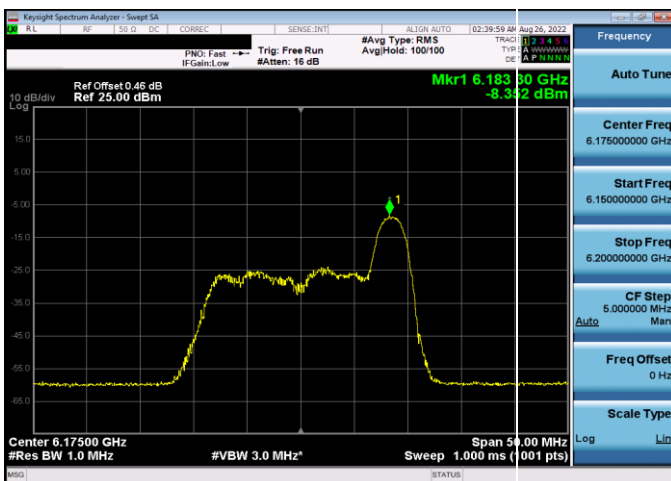
Plot 7-132. Power Spectral Density Plot Antenna WF5t (20MHz 802.11ax RU242 (UNII Band 5) – Ch. 45)



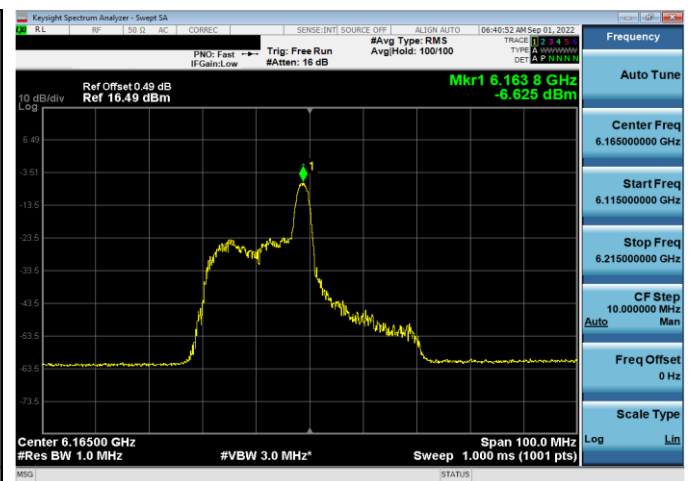
Plot 7-130. Power Spectral Density Plot Antenna WF5t (20MHz 802.11ax RU26 (UNII Band 5) – Ch. 45)



Plot 7-133. Power Spectral Density Plot Antenna WF5t (40MHz 802.11ax RU26 (UNII Band 5) – Ch. 43)



Plot 7-131. Power Spectral Density Plot Antenna WF5t (20MHz 802.11ax RU26 (UNII Band 5) – Ch. 45)



Plot 7-134. Power Spectral Density Plot Antenna WF5t (40MHz 802.11ax RU26 (UNII Band 5) – Ch. 43)

FCC ID: BCGA2759 IC: 579C-A2759		MEASUREMENT REPORT (CERTIFICATION)	Approved by: Technical Manager
Test Report S/N: 1C2205090024-12-R3.BCG	Test Dates: 05/27/2022 - 9/26/2022	EUT Type: Tablet Device	Page 66 of 323