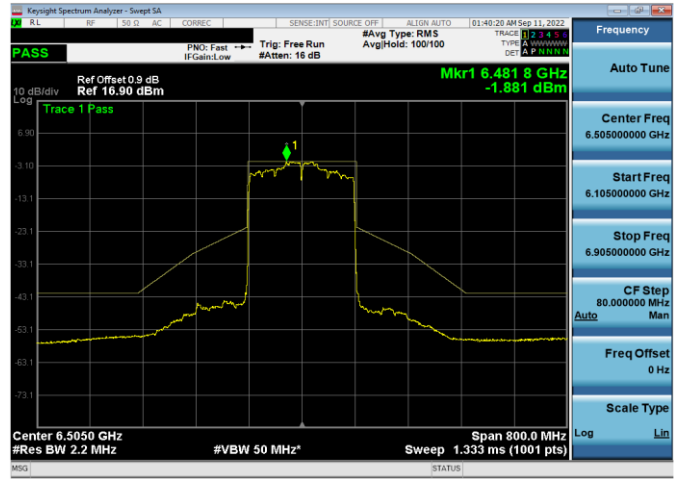
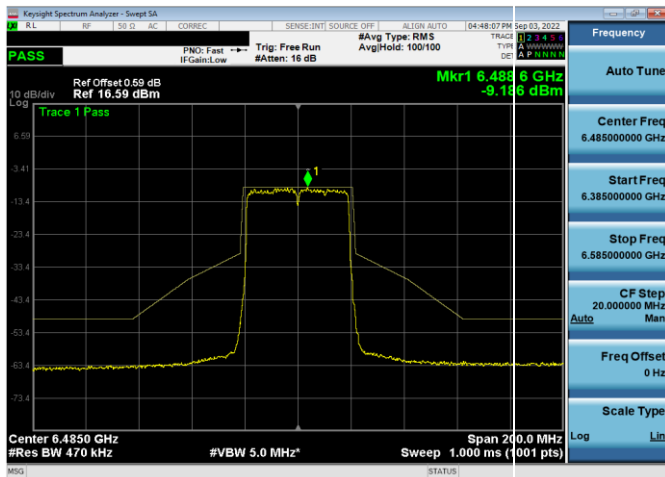


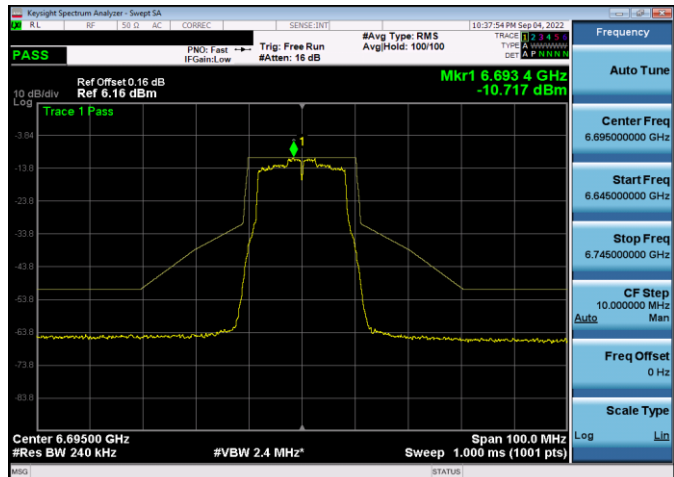
Plot 7-423. In-Band Emission Plot Antenna WF5b (20MHz 802.11ax (UNII Band 6) – Ch. 105, MCS4)



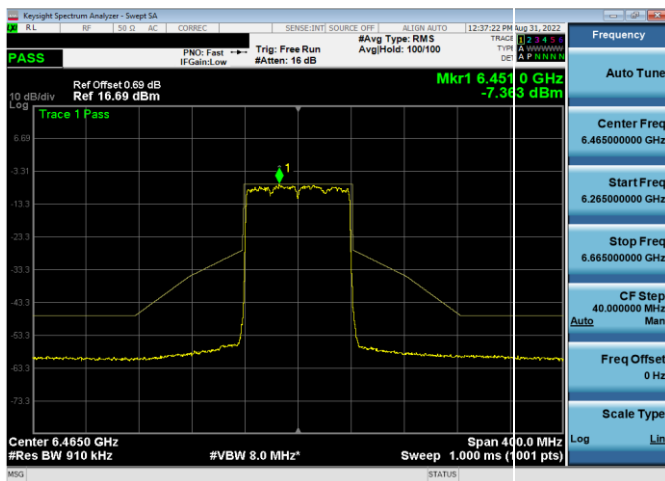
Plot 7-426. In-Band Emission Plot Antenna WF5b (160MHz 802.11ax (UNII Band 6) – Ch. 111, MCS4)



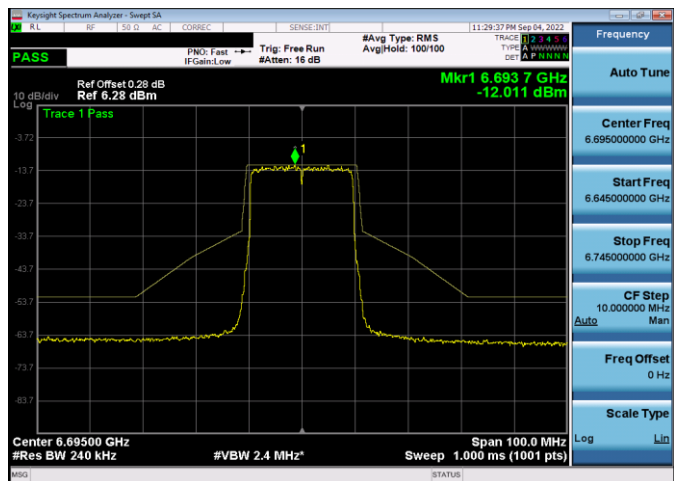
Plot 7-424. In-Band Emission Plot Antenna WF5b (40MHz 802.11ax (UNII Band 6) – Ch. 107, MCS4)



Plot 7-427. In-Band Emission Plot Antenna WF5b (20MHz 802.11a (UNII Band 7) – Ch. 149, MCS4)

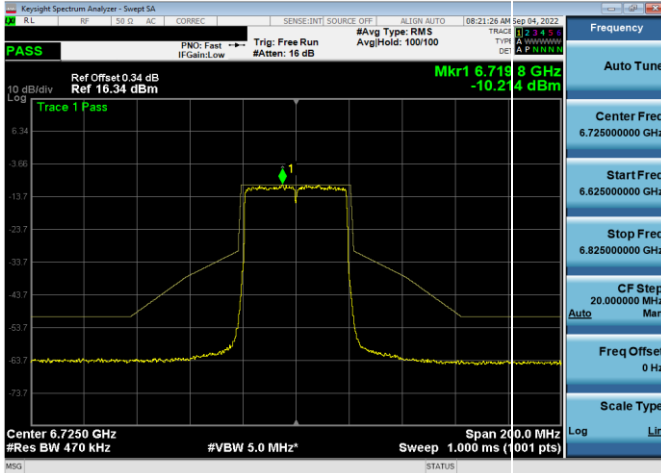


Plot 7-425. In-Band Emission Plot Antenna WF5b (80MHz 802.11ax (UNII Band 6) – Ch. 103, MCS4)

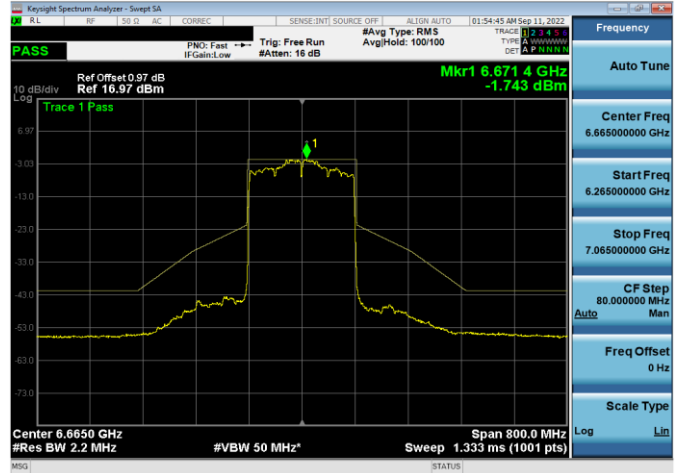


Plot 7-428. In-Band Emission Plot Antenna WF5b (20MHz 802.11ax (UNII Band 7) – Ch. 149, MCS4)

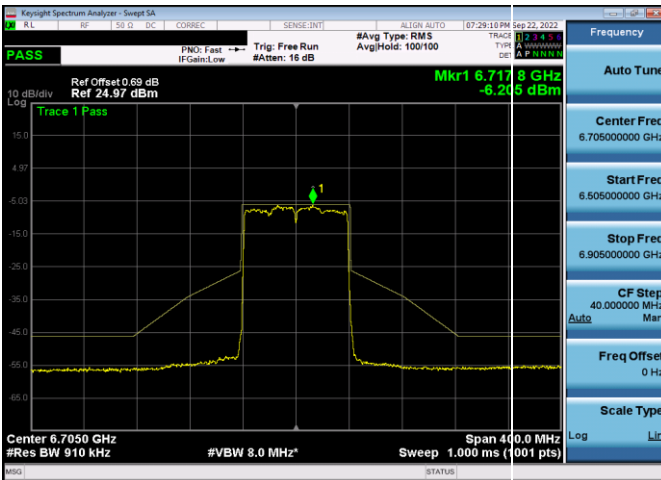
FCC ID: BCGA2759 IC: 579C-A2759		MEASUREMENT REPORT (CERTIFICATION)	Approved by: Technical Manager
Test Report S/N: 1C2205090024-11-R3.BCG	Test Dates: 05/27/2022 - 9/26/2022	EUT Type: Tablet Device	Page 133 of 280



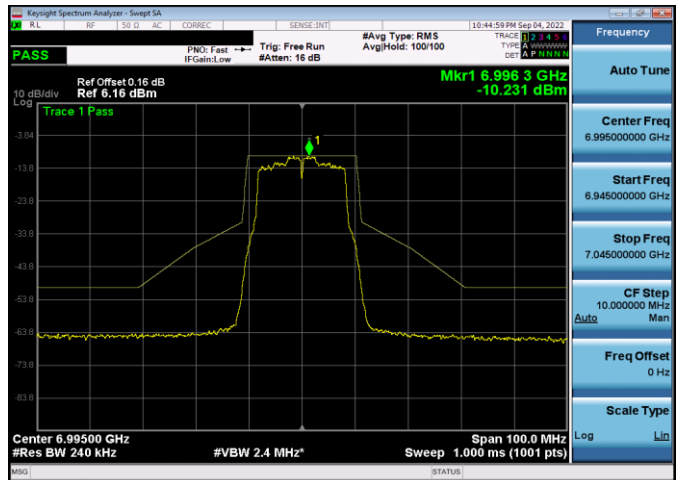
Plot 7-429. In-Band Emission Plot Antenna WF5b (40MHz 802.11ax (UNII Band 7) – Ch. 155, MCS4)



Plot 7-431. In-Band Emission Plot Antenna WF5b (160MHz 802.11ax (UNII Band 7) – Ch. 143, MCS4)



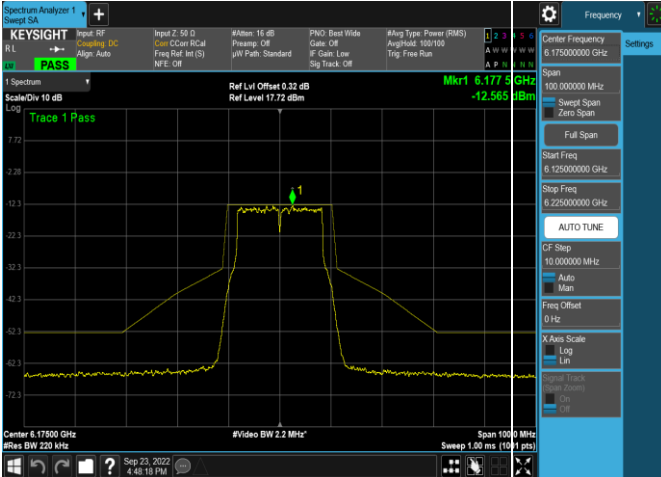
Plot 7-430. In-Band Emission Plot Antenna WF5b (80MHz 802.11ax (UNII Band 7) – Ch. 151, MCS4)



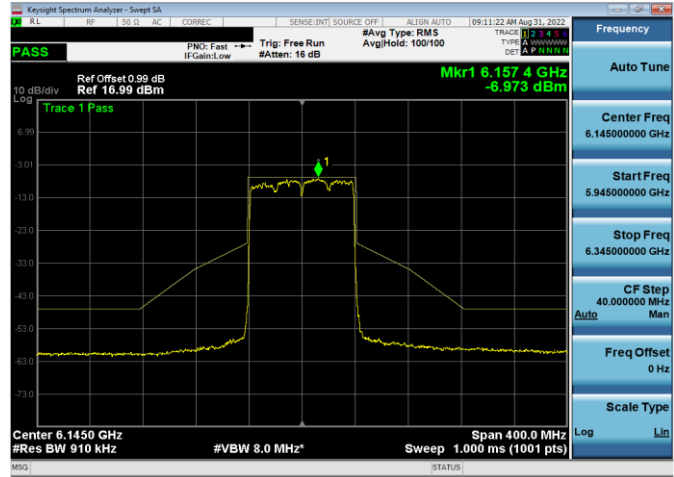
Plot 7-432. In-Band Emission Plot Antenna WF5b (20MHz 802.11a (UNII Band 8) – Ch. 209, MCS4)

FCC ID: BCGA2759 IC: 579C-A2759		MEASUREMENT REPORT (CERTIFICATION)	Approved by: Technical Manager
Test Report S/N: 1C2205090024-11-R3.BCG	Test Dates: 05/27/2022 - 9/26/2022	EUT Type: Tablet Device	Page 134 of 280

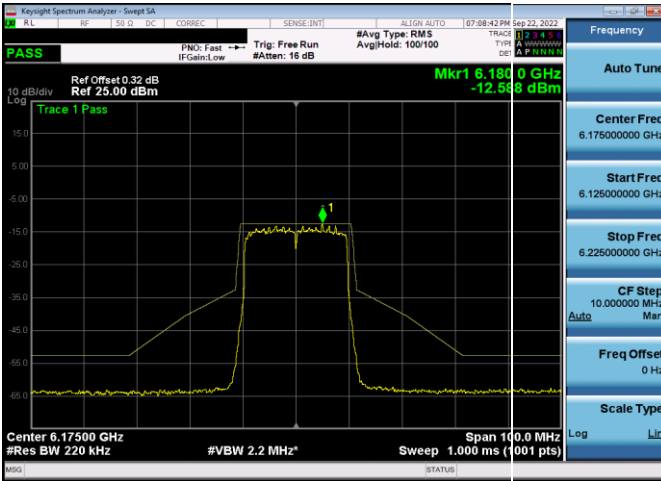
High Data Rate



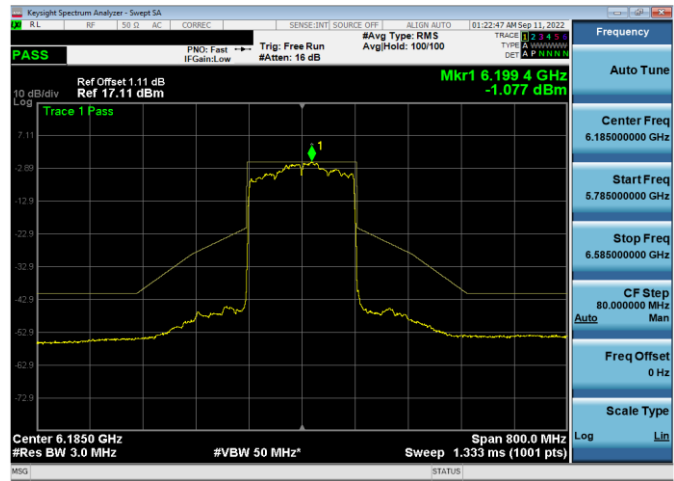
Plot 7-433. In-Band Emission Plot Antenna WF5b (20MHz 802.11a (UNII Band 5) – Ch. 45, MCS11)



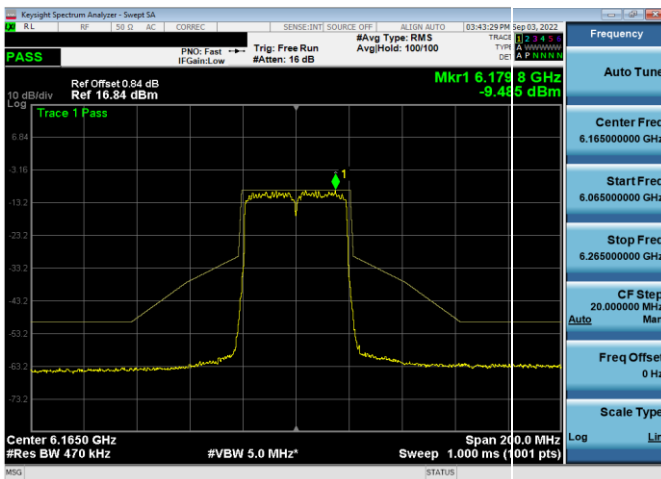
Plot 7-436. In-Band Emission Plot Antenna WF5b (80MHz 802.11ax (UNII Band 5) – Ch. 39, MCS11)



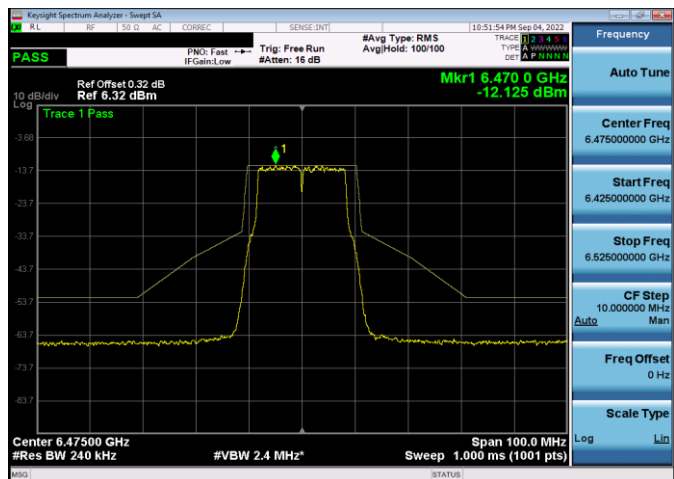
Plot 7-434. In-Band Emission Plot Antenna WF5b (20MHz 802.11ax (UNII Band 5) – Ch. 45, MCS11)



Plot 7-437. In-Band Emission Plot Antenna WF5b (160MHz 802.11ax (UNII Band 5) – Ch. 47, MCS11)

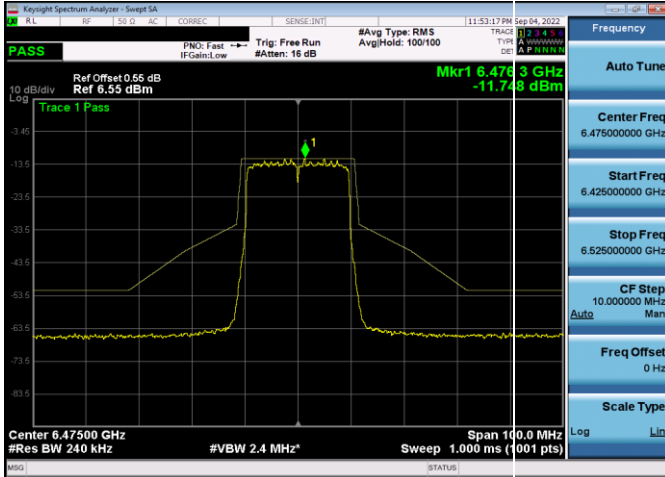


Plot 7-435. In-Band Emission Plot Antenna WF5b (40MHz 802.11ax (UNII Band 5) – Ch. 43, MCS11)

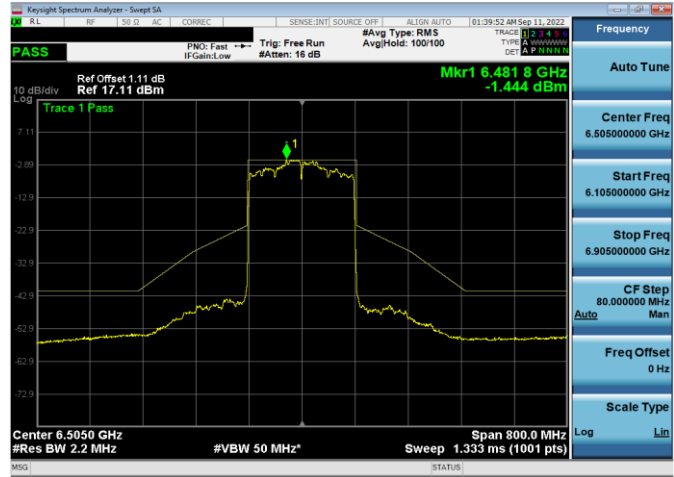


Plot 7-438. In-Band Emission Plot Antenna WF5b (20MHz 802.11a (UNII Band 6) – Ch. 105, MCS11)

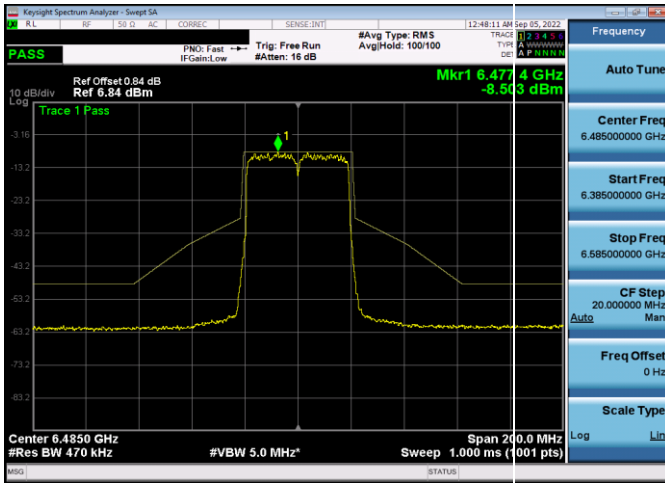
FCC ID: BCGA2759 IC: 579C-A2759		MEASUREMENT REPORT (CERTIFICATION)	Approved by: Technical Manager
Test Report S/N: 1C2205090024-11-R3.BCG	Test Dates: 05/27/2022 - 9/26/2022	EUT Type: Tablet Device	Page 135 of 280



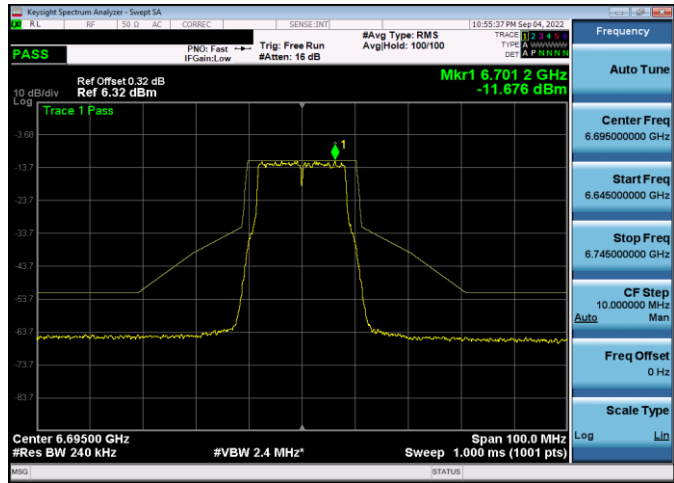
Plot 7-439. In-Band Emission Plot Antenna WF5b (20MHz 802.11ax (UNII Band 6) – Ch. 105, MCS11)



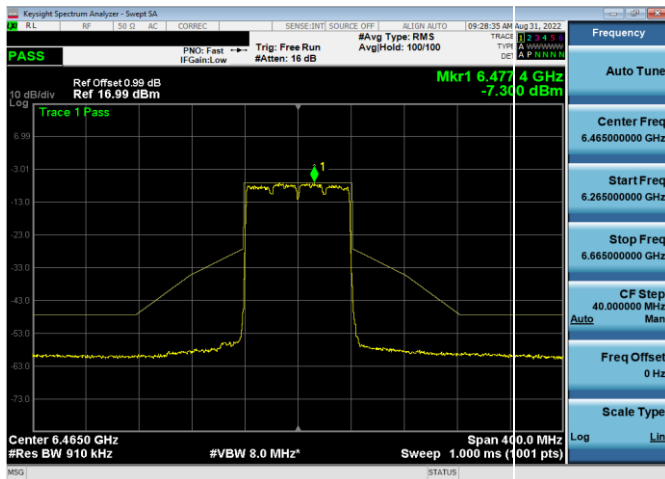
Plot 7-442. In-Band Emission Plot Antenna WF5b (160MHz 802.11ax (UNII Band 6) – Ch. 111, MCS11)



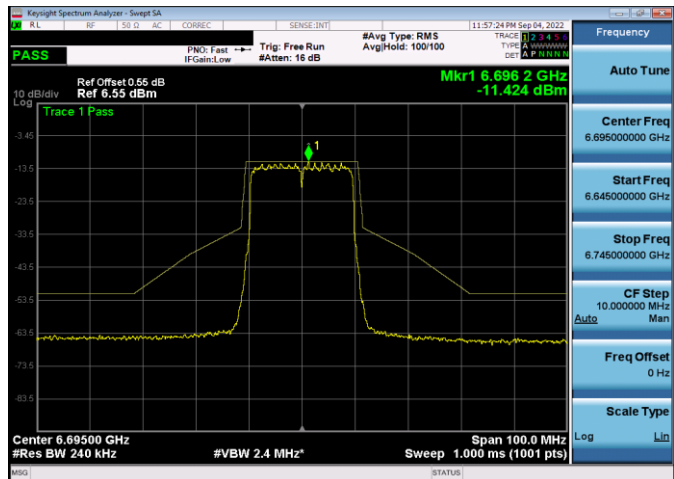
Plot 7-440. In-Band Emission Plot Antenna WF5b (40MHz 802.11ax (UNII Band 6) – Ch. 107, MCS11)



Plot 7-443. In-Band Emission Plot Antenna WF5b (20MHz 802.11a (UNII Band 7) – Ch. 149, MCS11)

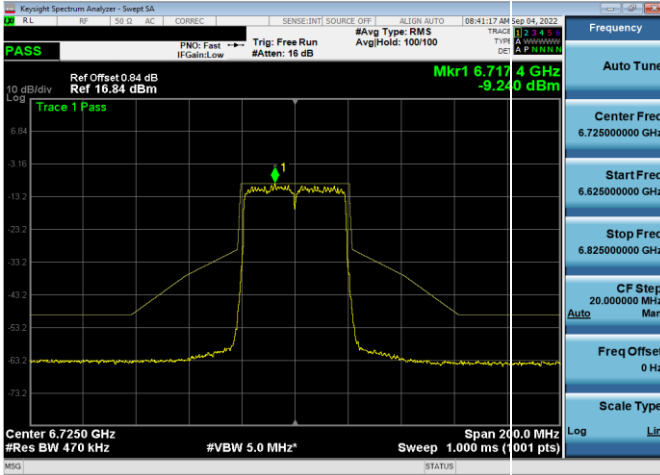


Plot 7-441. In-Band Emission Plot Antenna WF5b (80MHz 802.11ax (UNII Band 6) – Ch. 103, MCS11)

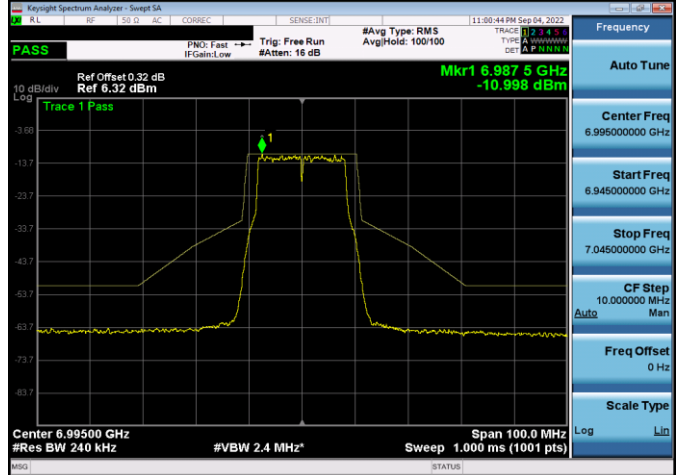


Plot 7-444. In-Band Emission Plot Antenna WF5b (20MHz 802.11ax (UNII Band 7) – Ch. 149, MCS11)

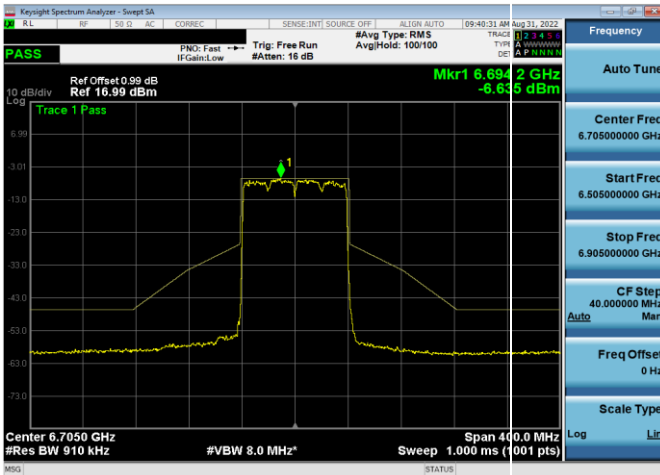
FCC ID: BCGA2759 IC: 579C-A2759		MEASUREMENT REPORT (CERTIFICATION)	Approved by: Technical Manager
Test Report S/N: 1C2205090024-11-R3.BCG	Test Dates: 05/27/2022 - 9/26/2022	EUT Type: Tablet Device	Page 136 of 280



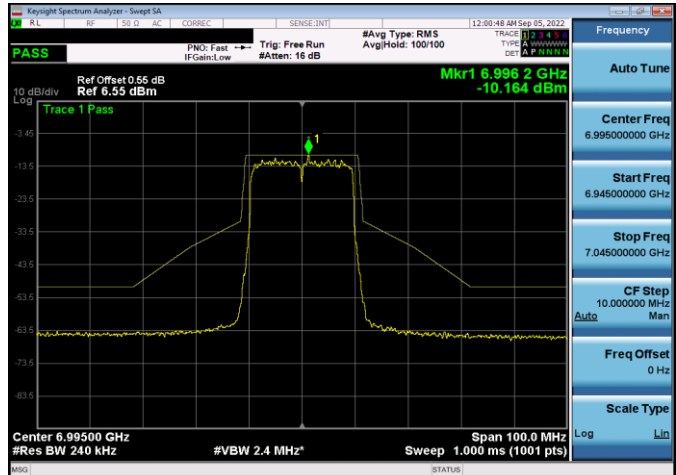
Plot 7-445. In-Band Emission Plot Antenna WF5b (40MHz 802.11ax (UNII Band 7) – Ch. 155, MCS11)



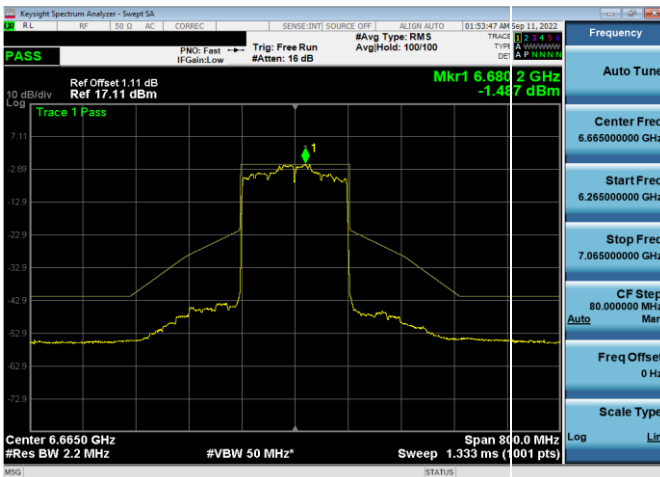
Plot 7-448. In-Band Emission Plot Antenna WF5b (20MHz 802.11a (UNII Band 8) – Ch. 209, MCS11)



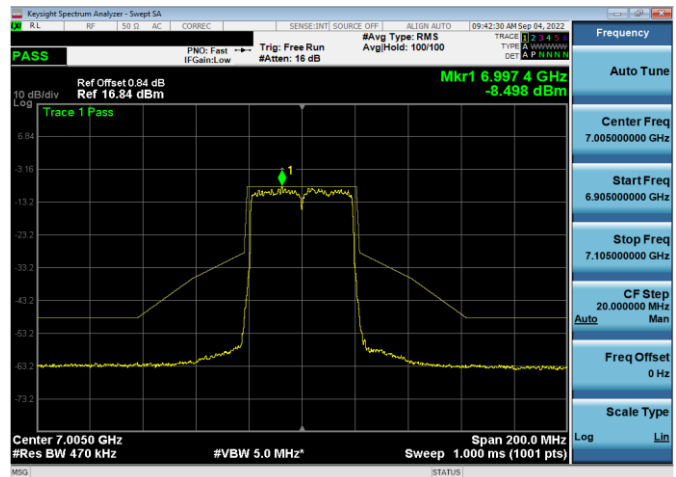
Plot 7-446. In-Band Emission Plot Antenna WF5b (80MHz 802.11ax (UNII Band 7) – Ch. 151, MCS11)



Plot 7-449. In-Band Emission Plot Antenna WF5b (20MHz 802.11ax (UNII Band 8) – Ch. 209, MCS11)

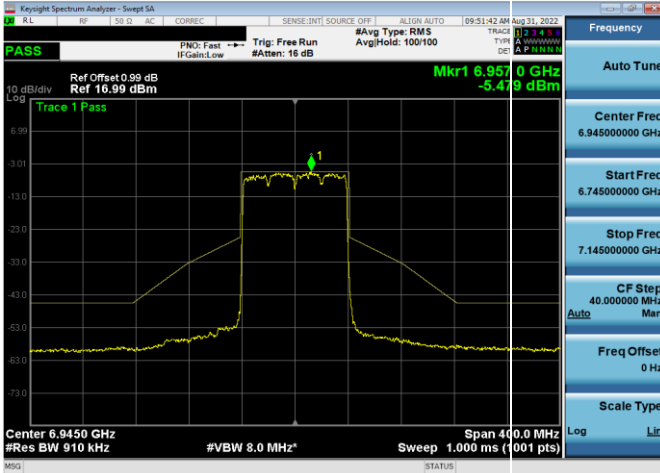


Plot 7-447. In-Band Emission Plot Antenna WF5b (160MHz 802.11ax (UNII Band 7) – Ch. 143, MCS11)

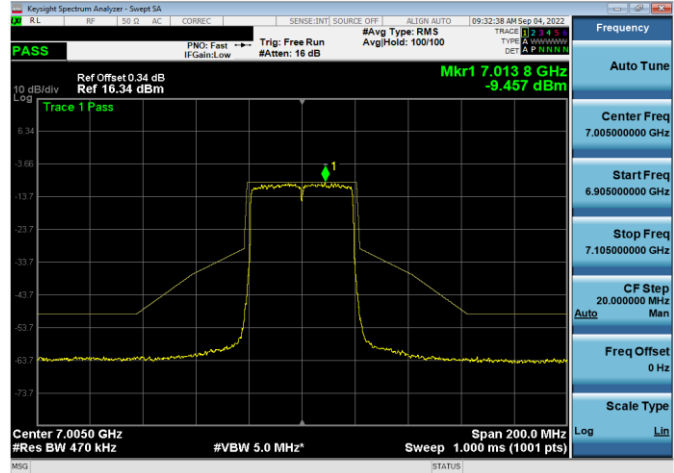


Plot 7-450. In-Band Emission Plot Antenna WF5b (40MHz 802.11ax (UNII Band 8) – Ch. 211, MCS11)

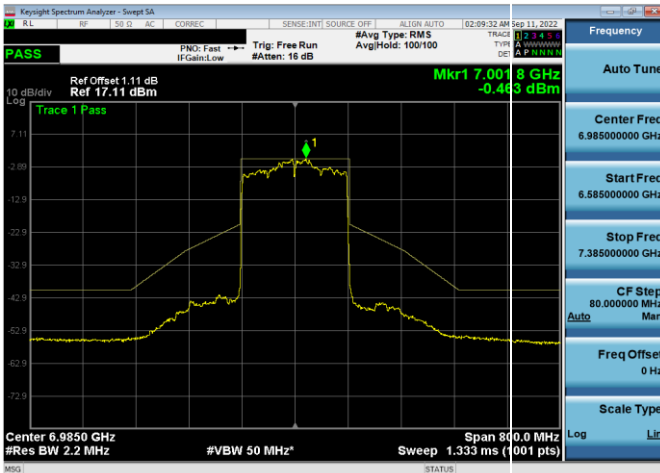
FCC ID: BCGA2759 IC: 579C-A2759		MEASUREMENT REPORT (CERTIFICATION)	Approved by: Technical Manager
Test Report S/N: 1C2205090024-11-R3.BCG	Test Dates: 05/27/2022 - 9/26/2022	EUT Type: Tablet Device	Page 137 of 280



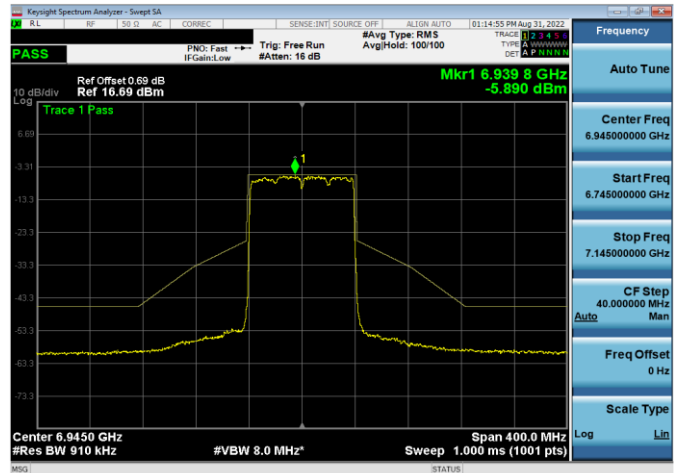
Plot 7-451. In-Band Emission Plot Antenna WF5b (80MHz 802.11ax (UNII Band 8) – Ch. 199, MCS11)



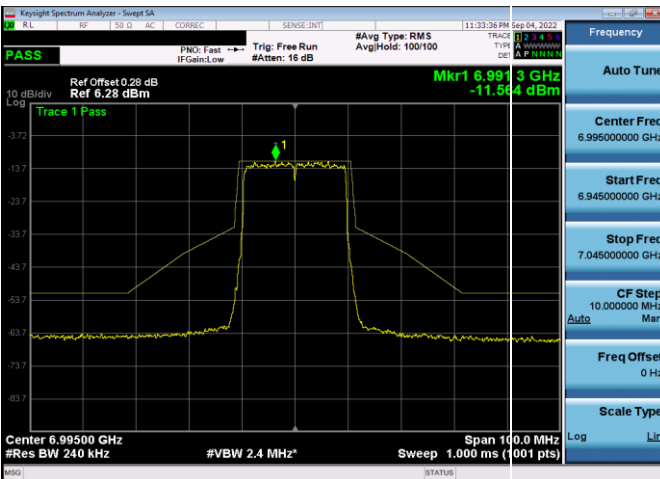
Plot 7-454. In-Band Emission Plot Antenna WF5b (40MHz 802.11ax (UNII Band 8) – Ch. 211, MCS11)



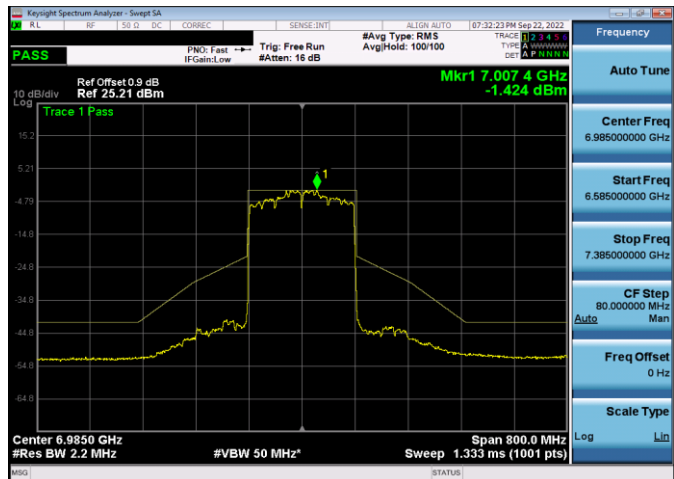
Plot 7-452. In-Band Emission Plot Antenna WF5b (160MHz 802.11ax (UNII Band 8) – Ch. 207, MCS11)



Plot 7-455. In-Band Emission Plot Antenna WF5b (80MHz 802.11ax (UNII Band 8) – Ch. 199, MCS11)



Plot 7-453. In-Band Emission Plot Antenna WF5b (20MHz 802.11ax (UNII Band 8) – Ch. 209, MCS11)

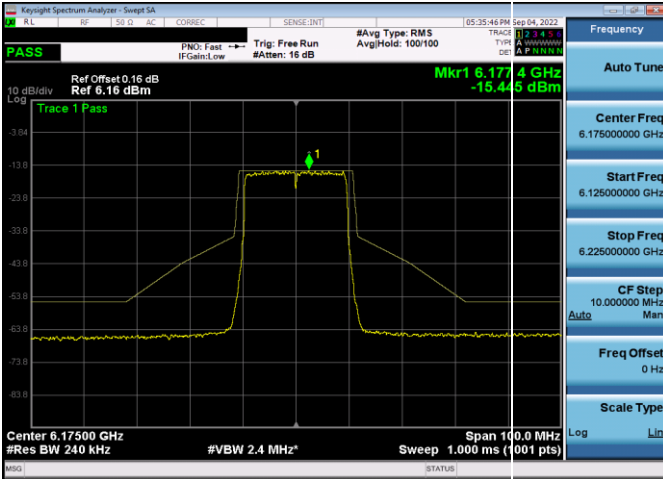


Plot 7-456. In-Band Emission Plot Antenna WF5b (160MHz 802.11ax (UNII Band 8) – Ch. 207, MCS11)

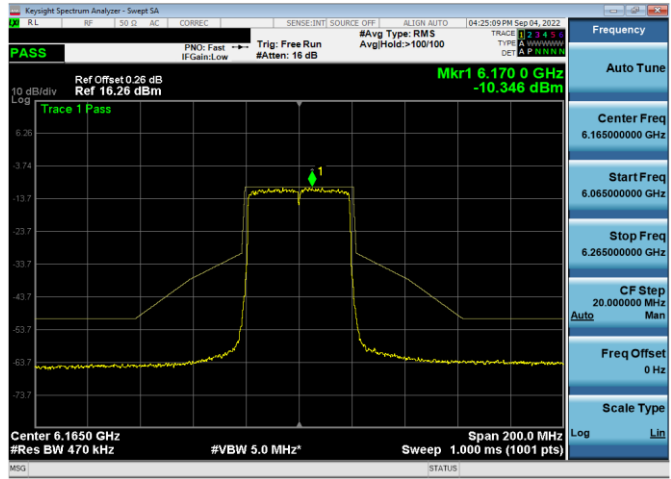
FCC ID: BCGA2759 IC: 579C-A2759		MEASUREMENT REPORT (CERTIFICATION)	Approved by: Technical Manager
Test Report S/N: 1C2205090024-11-R3.BCG	Test Dates: 05/27/2022 - 9/26/2022	EUT Type: Tablet Device	Page 138 of 280

7.5.3 SDM In-Band Emission Measurements

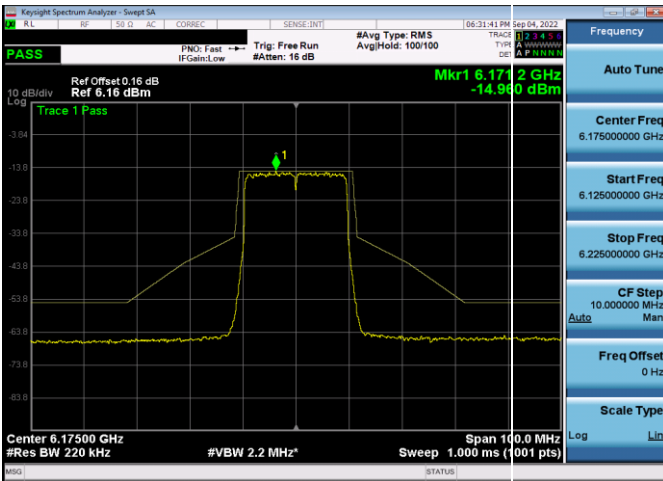
Low Data Rate



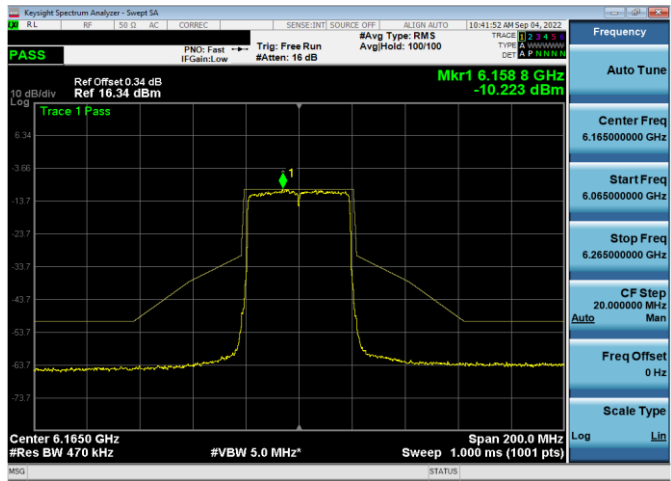
Plot 7-457. In-Band Emission Plot SDM Antenna WF5t (20MHz 802.11ax (UNII Band 5) – Ch. 45, MCS2)



Plot 7-459. In-Band Emission Plot SDM Antenna WF5t (40MHz 802.11ax (UNII Band 5) – Ch. 43, MCS2)

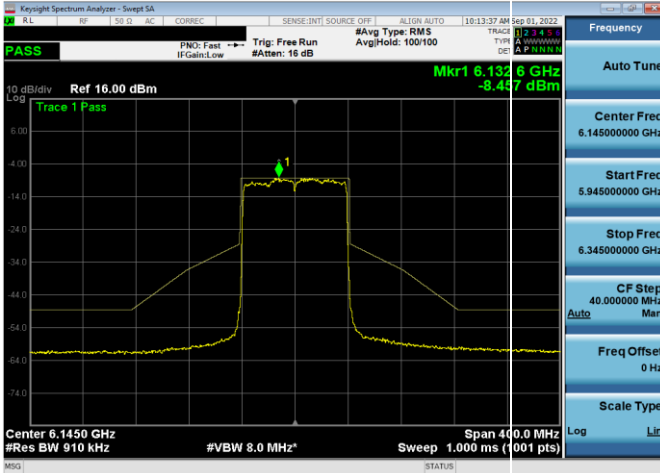


Plot 7-458. In-Band Emission Plot SDM Antenna WF5b (20MHz 802.11ax (UNII Band 5) – Ch. 45, MCS2)

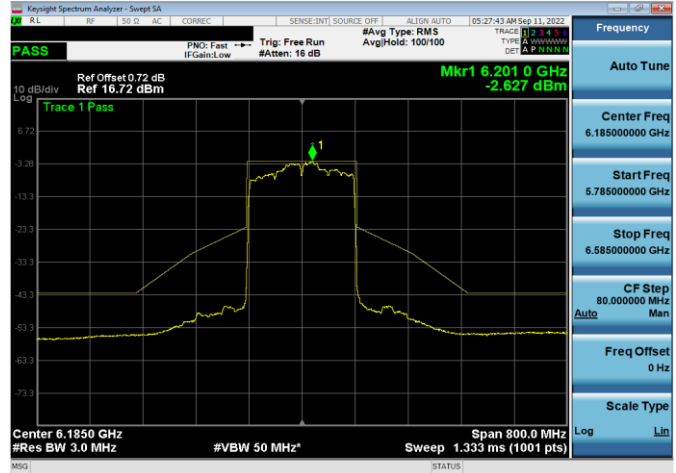


Plot 7-460. In-Band Emission Plot SDM Antenna WF5b (40MHz 802.11ax (UNII Band 5) – Ch. 43, MCS2)

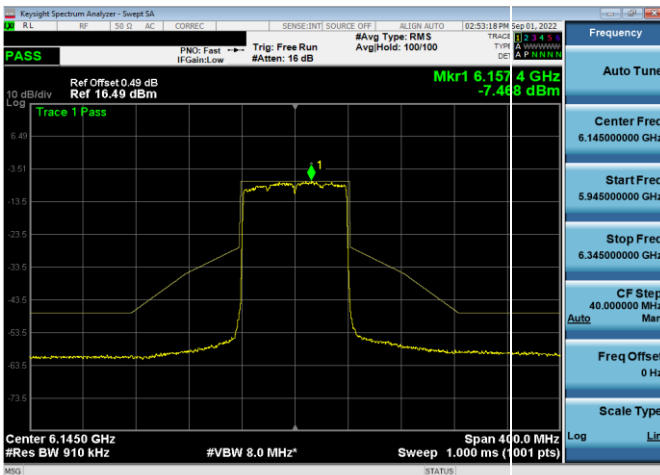
FCC ID: BCGA2759 IC: 579C-A2759		MEASUREMENT REPORT (CERTIFICATION)	Approved by: Technical Manager
Test Report S/N: 1C2205090024-11-R3.BCG	Test Dates: 05/27/2022 - 9/26/2022	EUT Type: Tablet Device	Page 139 of 280



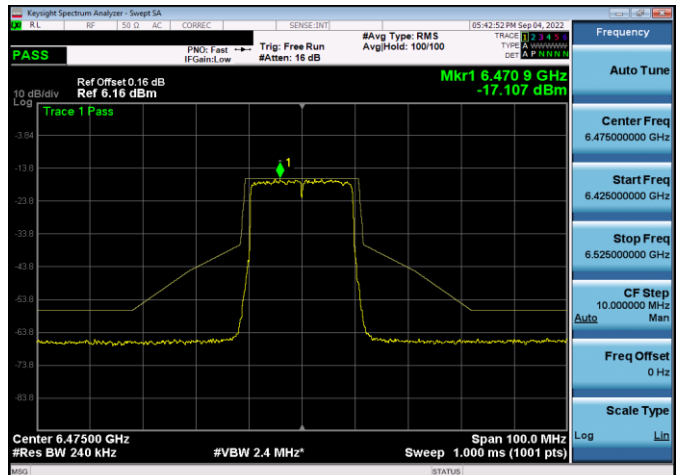
Plot 7-461. In-Band Emission Plot SDM Antenna WF5t (80MHz 802.11ax (UNII Band 5) – Ch. 39, MCS2)



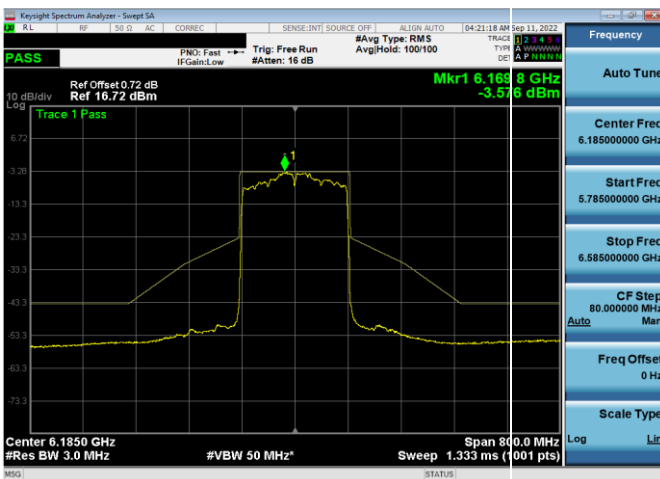
Plot 7-464. In-Band Emission Plot SDM Antenna WF5b (160MHz 802.11ax (UNII Band 5) – Ch. 47, MCS2)



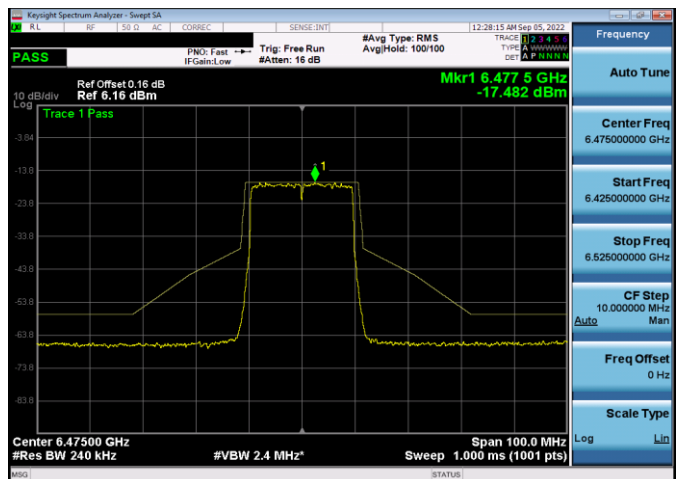
Plot 7-462. In-Band Emission Plot SDM Antenna WF5b (80MHz 802.11ax (UNII Band 5) – Ch. 39, MCS2)



Plot 7-465. In-Band Emission Plot SDM Antenna WF5t (20MHz 802.11ax (UNII Band 6) – Ch. 105, MCS2)

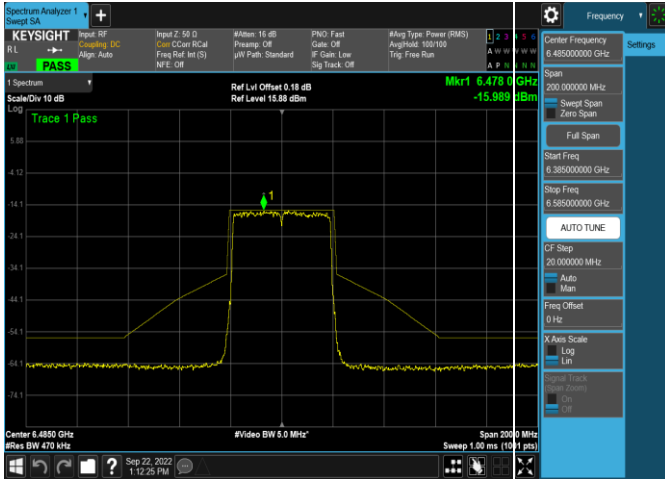


Plot 7-463. In-Band Emission Plot SDM Antenna WF5t (160MHz 802.11ax (UNII Band 5) – Ch. 47, MCS2)

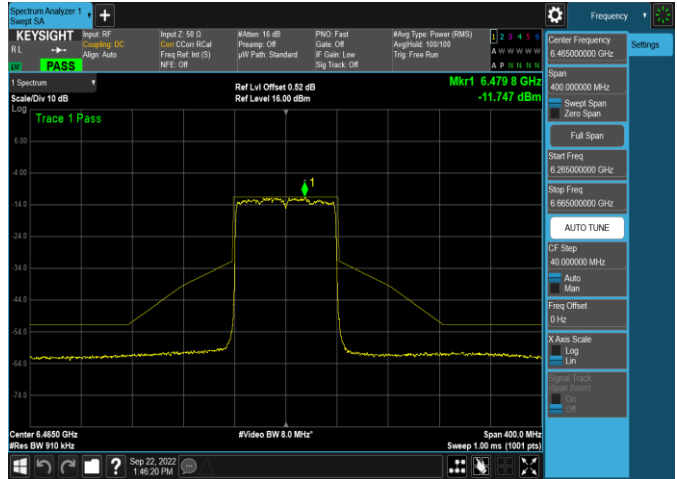


Plot 7-466. In-Band Emission Plot SDM Antenna WF5b (20MHz 802.11ax (UNII Band 6) – Ch. 105, MCS2)

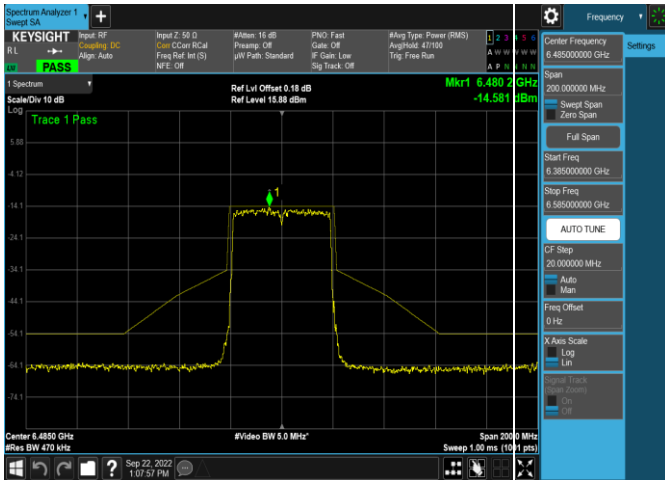
FCC ID: BCGA2759 IC: 579C-A2759		MEASUREMENT REPORT (CERTIFICATION)	Approved by: Technical Manager
Test Report S/N: 1C2205090024-11-R3.BCG	Test Dates: 05/27/2022 - 9/26/2022	EUT Type: Tablet Device	Page 140 of 280



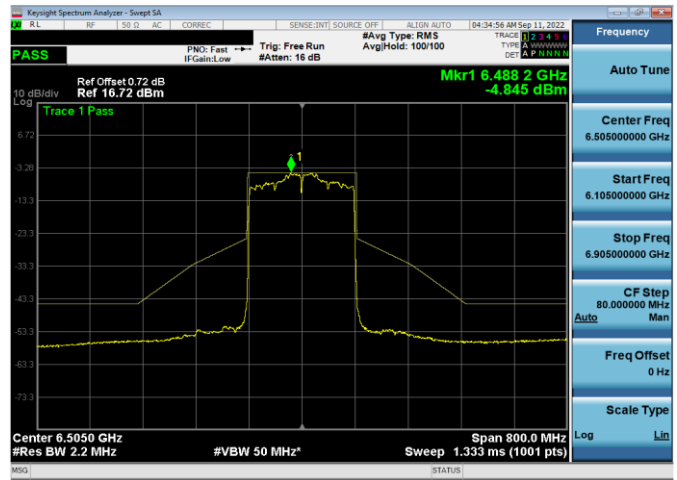
Plot 7-467. In-Band Emission Plot SDM Antenna WF5t (40MHz 802.11ax (UNII Band 6) – Ch. 107, MCS2)



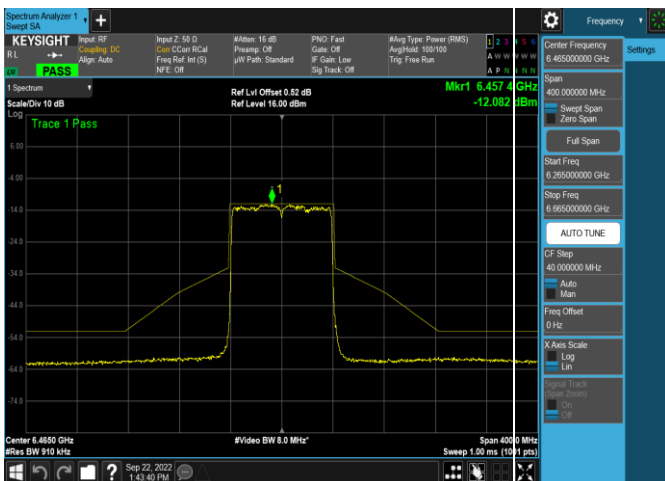
Plot 7-470. In-Band Emission Plot SDM Antenna WF5b (80MHz 802.11ax (UNII Band 6) – Ch. 103, MCS2)



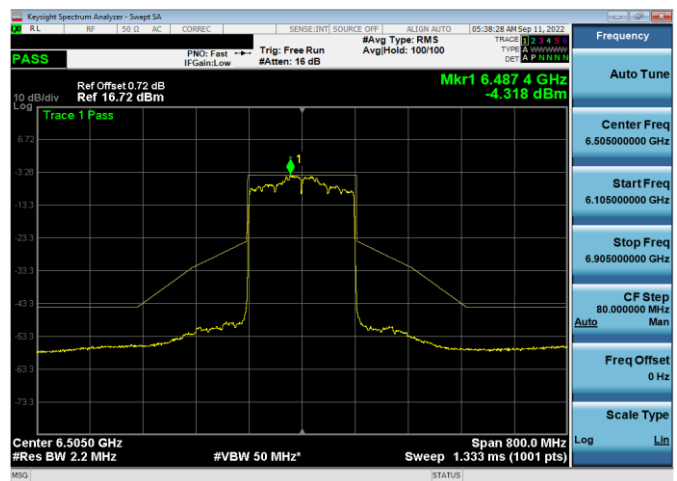
Plot 7-468. In-Band Emission Plot SDM Antenna WF5b (40MHz 802.11ax (UNII Band 6) – Ch. 107, MCS2)



Plot 7-471. In-Band Emission Plot SDM Antenna WF5t (160MHz 802.11ax (UNII Band 6) – Ch. 111, MCS2)

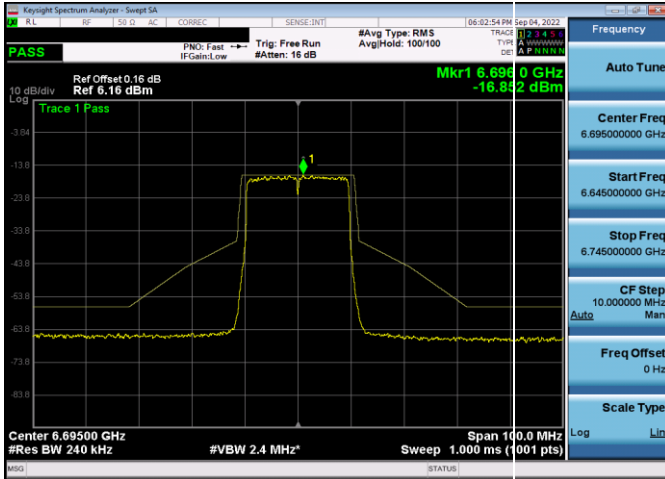


Plot 7-469. In-Band Emission Plot SDM Antenna WF5t (80MHz 802.11ax (UNII Band 6) – Ch. 103, MCS2)

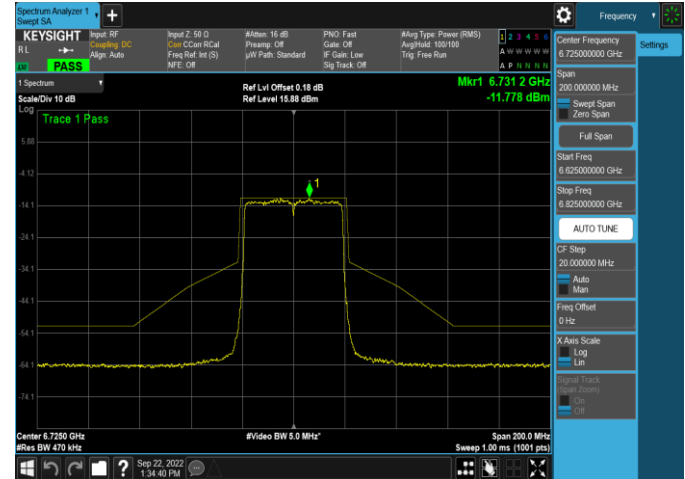


Plot 7-472. In-Band Emission Plot SDM Antenna WF5b (160MHz 802.11ax (UNII Band 6) – Ch. 111, MCS2)

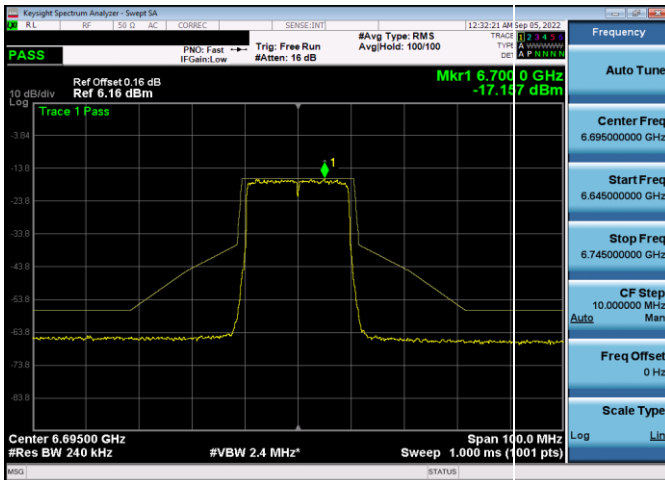
FCC ID: BCGA2759 IC: 579C-A2759		MEASUREMENT REPORT (CERTIFICATION)	Approved by: Technical Manager
Test Report S/N: 1C2205090024-11-R3.BCG	Test Dates: 05/27/2022 - 9/26/2022	EUT Type: Tablet Device	Page 141 of 280



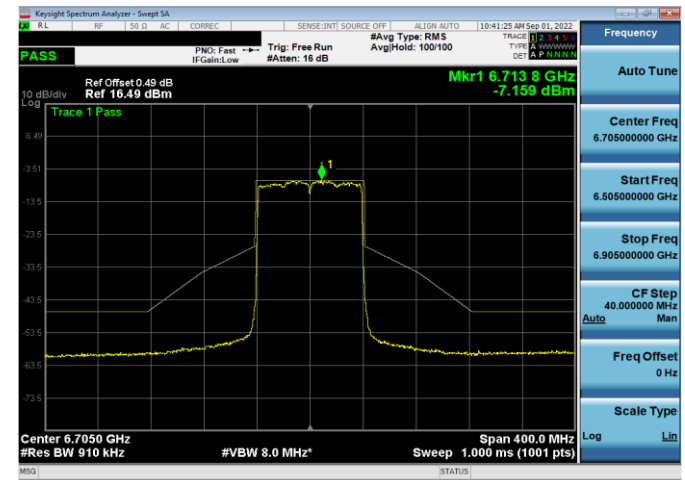
Plot 7-473. In-Band Emission Plot SDM Antenna WF5t (20MHz 802.11ax (UNII Band 7) - Ch. 149, MCS2)



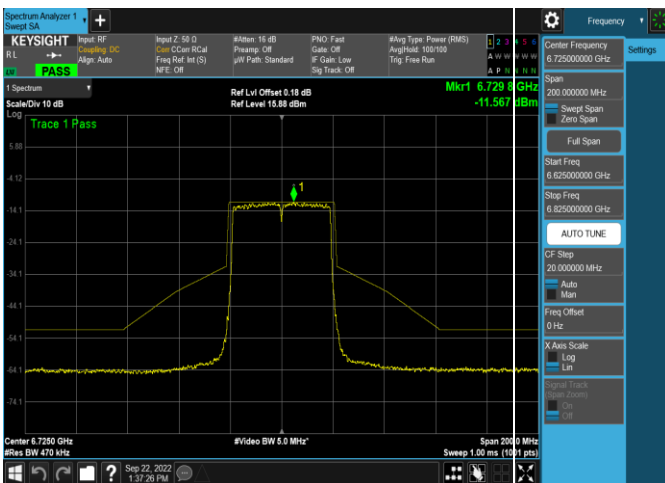
Plot 7-476. In-Band Emission Plot SDM Antenna WF5b (40MHz 802.11ax (UNII Band 7) - Ch. 155, MCS2)



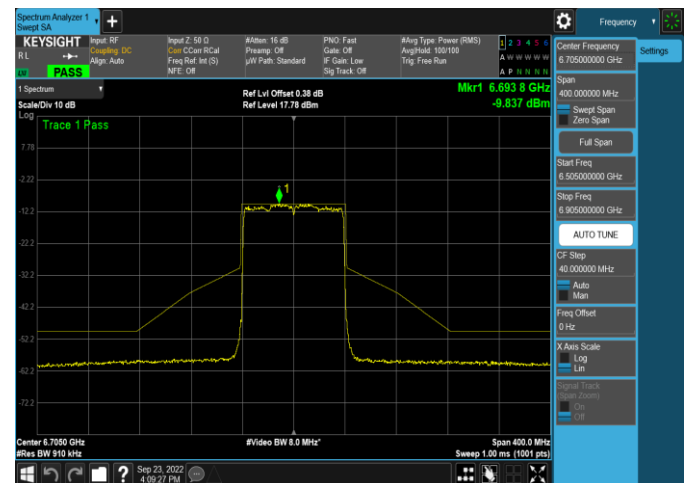
Plot 7-474. In-Band Emission Plot SDM Antenna WF5b (20MHz 802.11ax (UNII Band 7) - Ch. 149, MCS2)



Plot 7-477. In-Band Emission Plot SDM Antenna WF5t (80MHz 802.11ax (UNII Band 7) - Ch. 151, MCS2)

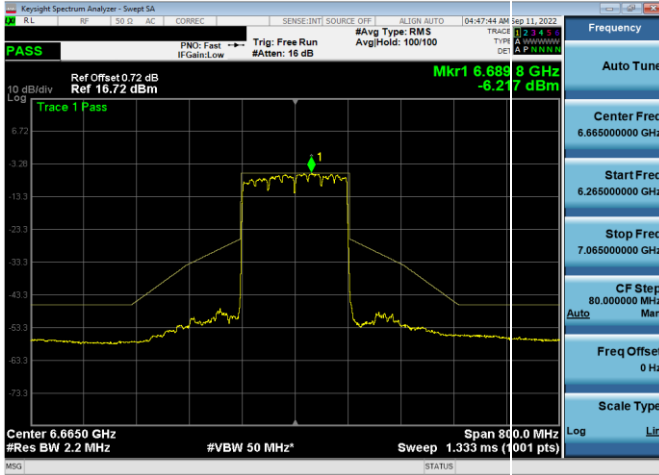


Plot 7-475. In-Band Emission Plot SDM Antenna WF5t (40MHz 802.11ax (UNII Band 7) - Ch. 155, MCS2)

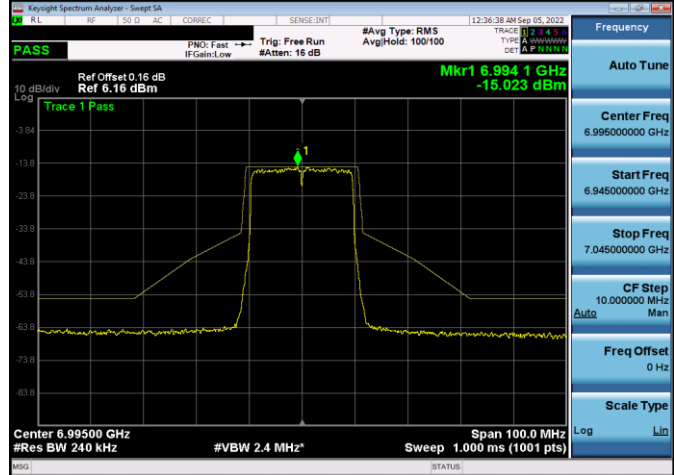


Plot 7-478. In-Band Emission Plot SDM Antenna WF5b (80MHz 802.11ax (UNII Band 7) - Ch. 151, MCS2)

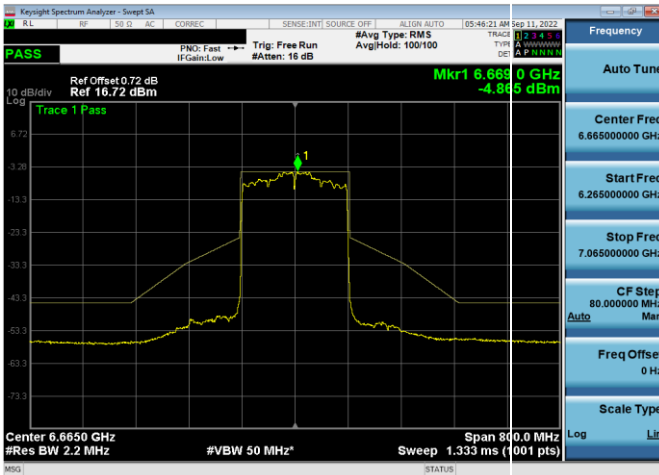
FCC ID: BCGA2759 IC: 579C-A2759		MEASUREMENT REPORT (CERTIFICATION)	Approved by: Technical Manager
Test Report S/N: 1C2205090024-11-R3.BCG	Test Dates: 05/27/2022 - 9/26/2022	EUT Type: Tablet Device	Page 142 of 280



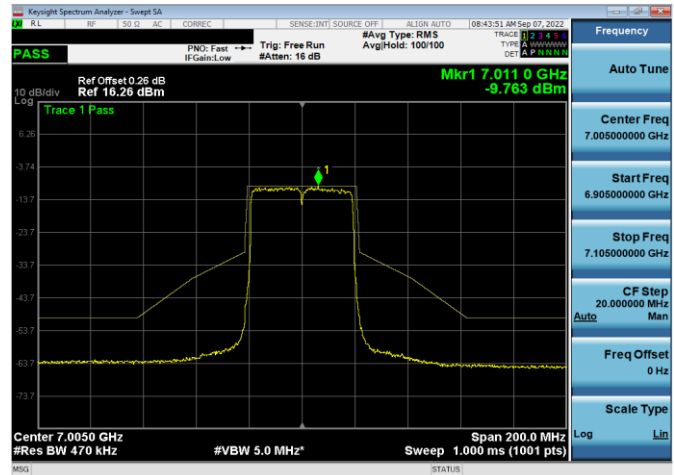
Plot 7-479. In-Band Emission Plot SDM Antenna WF5t (160MHz 802.11ax (UNII Band 7) – Ch. 143, MCS2)



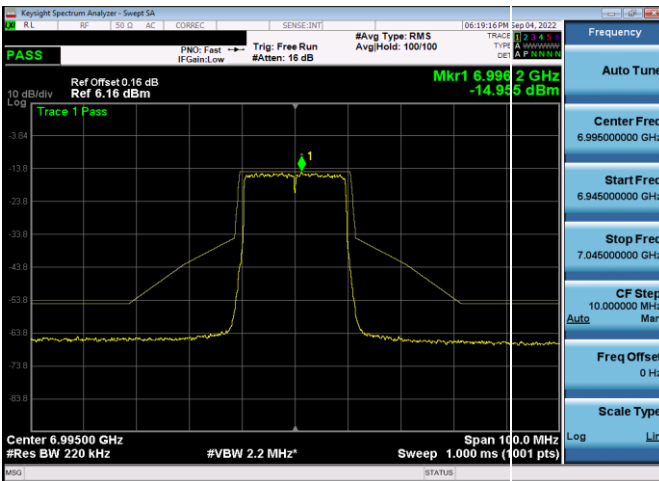
Plot 7-482. In-Band Emission Plot SDM Antenna WF5b (20MHz 802.11ax (UNII Band 8) – Ch. 209, MCS2)



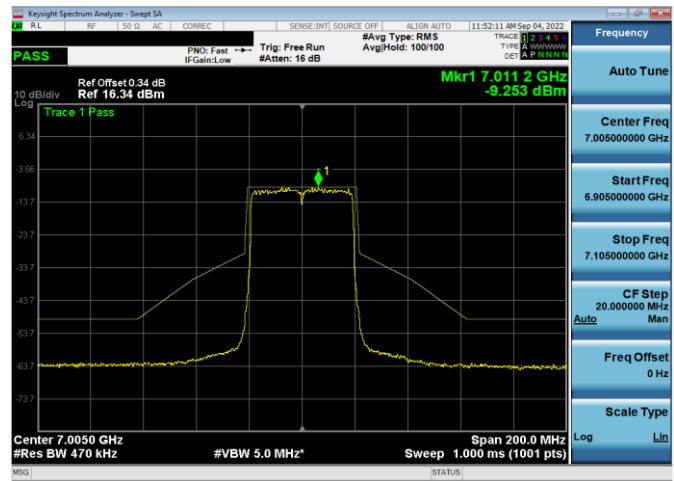
Plot 7-480. In-Band Emission Plot SDM Antenna WF5b (160MHz 802.11ax (UNII Band 7) – Ch. 143, MCS2)



Plot 7-483. In-Band Emission Plot SDM Antenna WF5t (40MHz 802.11ax (UNII Band 8) – Ch. 211, MCS2)

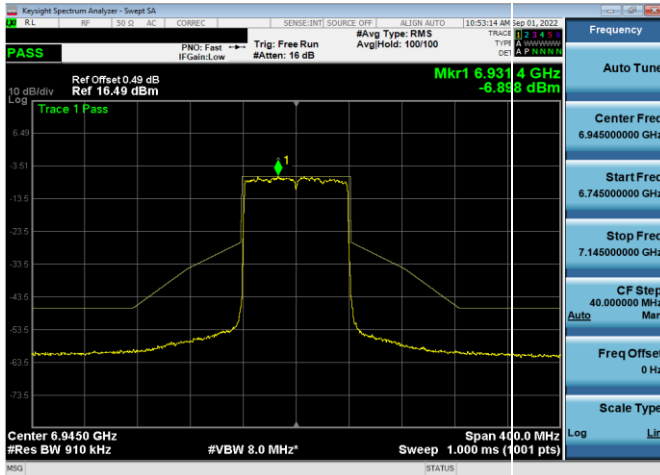


Plot 7-481. In-Band Emission Plot SDM Antenna WF5t (20MHz 802.11ax (UNII Band 8) – Ch. 209, MCS2)

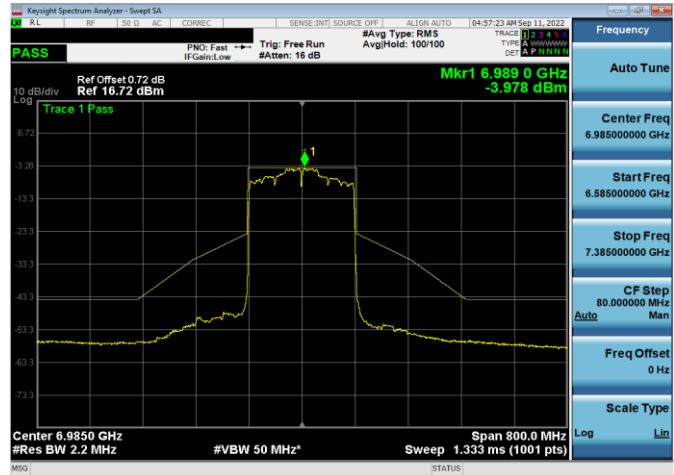


Plot 7-484. In-Band Emission Plot SDM Antenna WF5b (40MHz 802.11ax (UNII Band 8) – Ch. 211, MCS2)

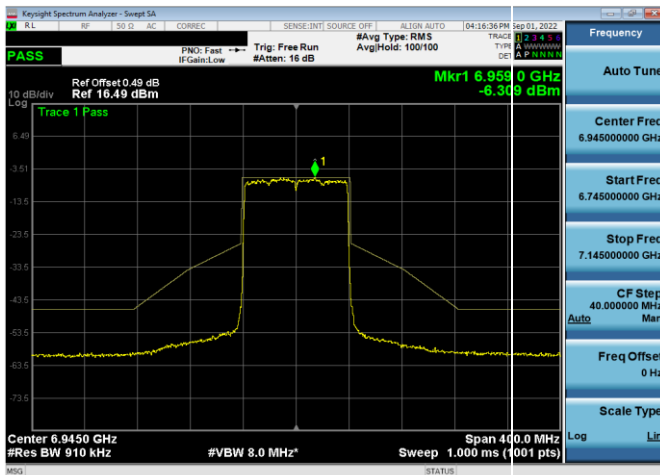
FCC ID: BCGA2759 IC: 579C-A2759		MEASUREMENT REPORT (CERTIFICATION)	Approved by: Technical Manager
Test Report S/N: 1C2205090024-11-R3.BCG	Test Dates: 05/27/2022 - 9/26/2022	EUT Type: Tablet Device	Page 143 of 280



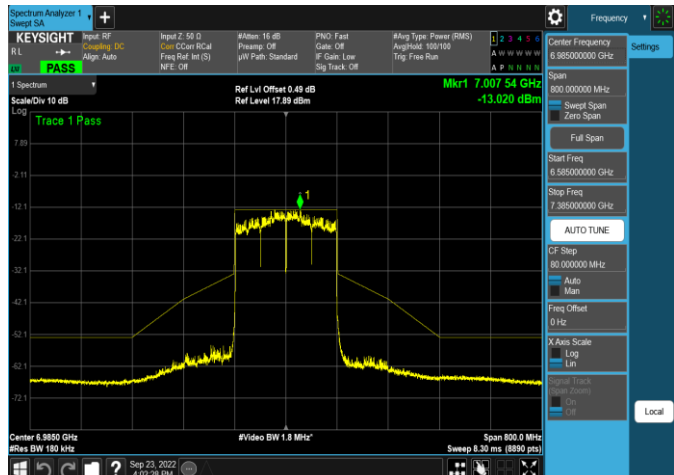
Plot 7-485. In-Band Emission Plot SDM Antenna WF5t (80MHz 802.11ax (UNII Band 8) – Ch. 199, MCS2)



Plot 7-487. In-Band Emission Plot SDM Antenna WF5t (160MHz 802.11ax (UNII Band 8) – Ch. 207, MCS2)



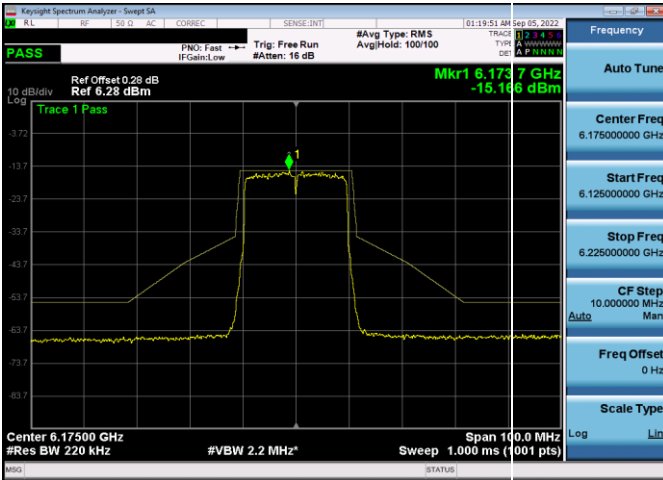
Plot 7-486. In-Band Emission Plot SDM Antenna WF5b (80MHz 802.11ax (UNII Band 8) – Ch. 199, MCS2)



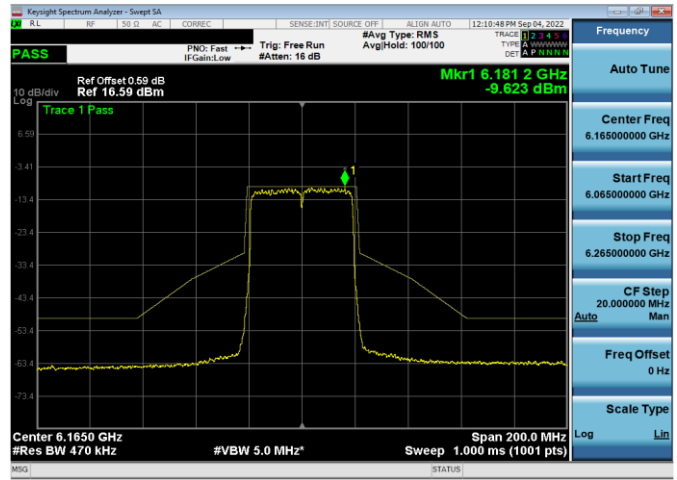
Plot 7-488. In-Band Emission Plot SDM Antenna WF5b (160MHz 802.11ax (UNII Band 8) – Ch. 207, MCS2)

FCC ID: BCGA2759 IC: 579C-A2759		MEASUREMENT REPORT (CERTIFICATION)	Approved by: Technical Manager
Test Report S/N: 1C2205090024-11-R3.BCG	Test Dates: 05/27/2022 - 9/26/2022	EUT Type: Tablet Device	Page 144 of 280

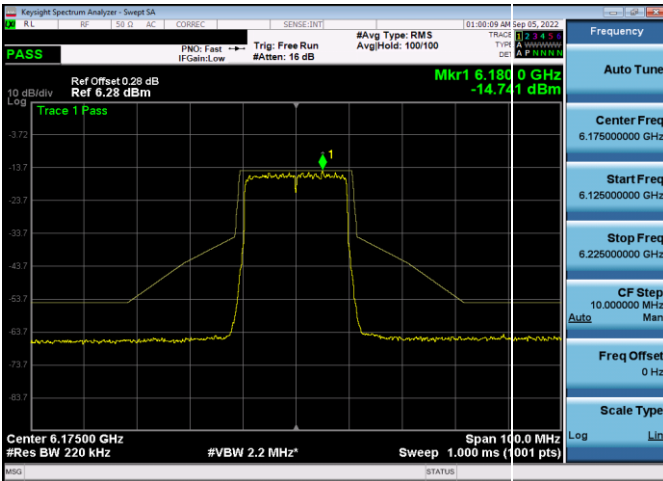
Mid Data Rate



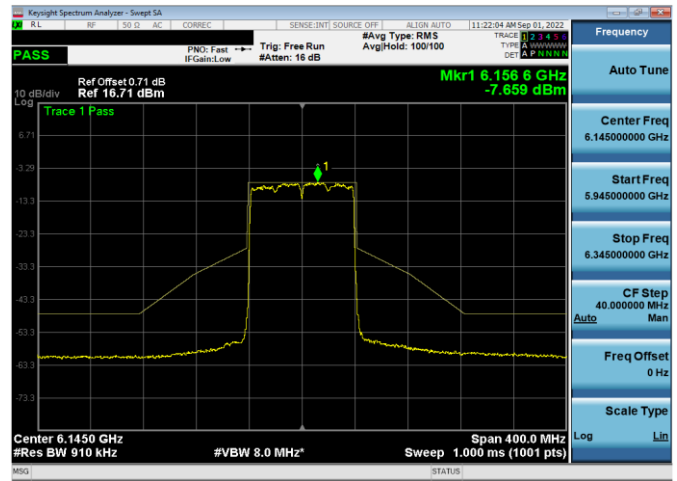
Plot 7-489. In-Band Emission Plot SDM Antenna WF5t (20MHz 802.11ax (UNII Band 5) – Ch. 45, MCS4)



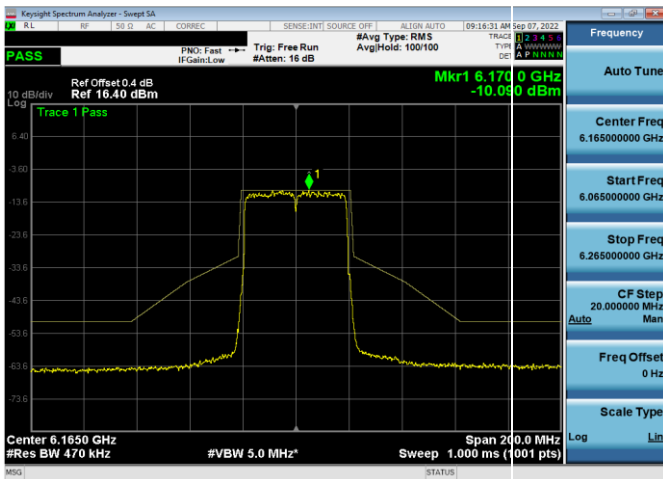
Plot 7-492. In-Band Emission Plot SDM Antenna WF5b (40MHz 802.11ax (UNII Band 5) – Ch. 43, MCS4)



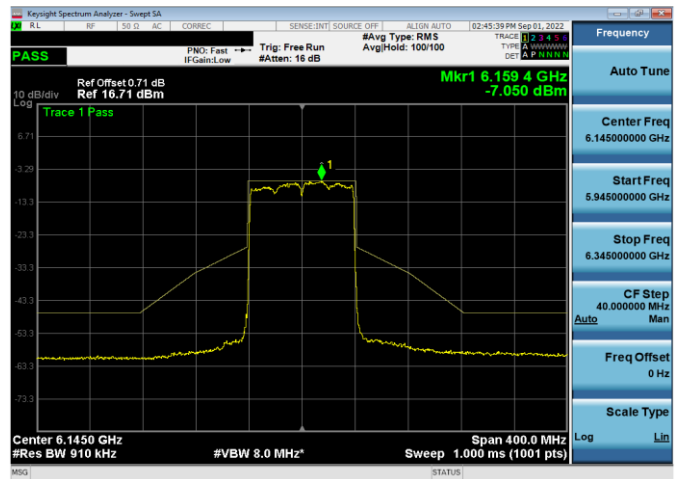
Plot 7-490. In-Band Emission Plot SDM Antenna WF5b (20MHz 802.11ax (UNII Band 5) – Ch. 45, MCS4)



Plot 7-493. In-Band Emission Plot SDM Antenna WF5t (80MHz 802.11ax (UNII Band 5) – Ch. 39, MCS4)



Plot 7-491. In-Band Emission Plot SDM Antenna WF5t (40MHz 802.11ax (UNII Band 5) – Ch. 43, MCS4)



Plot 7-494. In-Band Emission Plot SDM Antenna WF5b (80MHz 802.11ax (UNII Band 5) – Ch. 39, MCS4)

FCC ID: BCGA2759 IC: 579C-A2759		MEASUREMENT REPORT (CERTIFICATION)	Approved by: Technical Manager
Test Report S/N: 1C2205090024-11-R3.BCG	Test Dates: 05/27/2022 - 9/26/2022	EUT Type: Tablet Device	Page 145 of 280