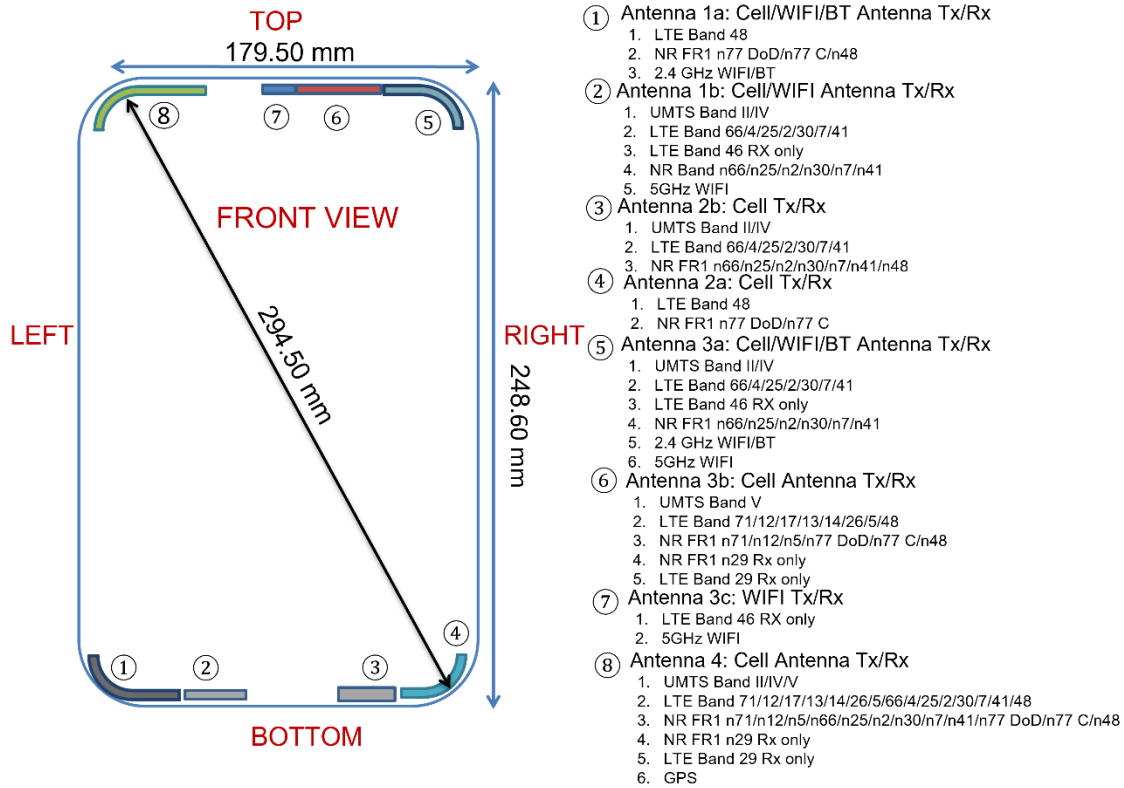


**APPENDIX E: DUT ANTENNA DIAGRAM & SAR TEST SETUP PHOTOGRAPHS**

FCC ID: BCGA2757	<b>SAR EVALUATION REPORT</b>	Approved by: Technical Manager
DUT Type: Tablet Device		APPENDIX E: Page 1 of 5



Note: Exact antenna dimensions and separation distances are shown in the Technical Descriptions in the FCC Filing.

**Figure E-1**  
**DUT Antenna Locations**

S

FCC ID: BCGA2757	<b>SAR EVALUATION REPORT</b>	Approved by: Technical Manager
DUT Type: Tablet Device		APPENDIX E: Page 2 of 5




SAR Test Setup Photo 1: Body, Back Side at 0.0 cm – Antenna 3b/4




SAR Test Setup Photo 2: Body, Back Side at 0.0 cm – Antenna 1a/2a

FCC ID: BCGA2757	<b>SAR EVALUATION REPORT</b>	Approved by: Technical Manager
DUT Type: Tablet Device		APPENDIX E: Page 3 of 5




**SAR Test Setup Photo 3: Body, Top Edge at 0.0 cm**




**SAR Test Setup Photo 4: Body, Bottom Edge at 0.0 cm**

FCC ID: BCGA2757	<b>SAR EVALUATION REPORT</b>	Approved by: Technical Manager
DUT Type: Tablet Device		APPENDIX E: Page 4 of 5



SAR Test Setup Photo 5: Body, Right Edge at 0.0 cm



SAR Test Setup Photo 6: Body, Left Edge at 0.0 cm

FCC ID: BCGA2757	<b>SAR EVALUATION REPORT</b>	Approved by: Technical Manager
DUT Type: Tablet Device		APPENDIX E: Page 5 of 5