

### NR Band n41 (PC3)

Bandwidth	Mod.	Frequency [MHz]	Ant. Gain [dB]	RB Size/Offset	Conducted Power [dBm]	EIRP [dBm]	EIRP [Watts]	EIRP Limit [dBm]	Margin [dB]
20 MHz	π/2 BPSK	2506.0	-3.90	1 / 49	24.11	<b>20.21</b>	0.105	33.01	-12.80
		2593.0	-3.90	1 / 49	24.18	20.28	0.107	33.01	-12.73
		2680.0	-3.90	1 / 25	24.09	20.19	0.104	33.01	-12.82
	QPSK	2506.0	-3.90	1 / 49	24.13	20.23	0.105	33.01	-12.78
		2593.0	-3.90	1 / 49	24.20	<b>20.30</b>	0.107	33.01	-12.71
		2680.0	-3.90	1 / 25	24.07	20.17	0.104	33.01	-12.84
		2593.0	-3.90	1 / 25	22.96	19.06	0.081	33.01	-13.95
		2593.0	-3.90	1 / 25	22.13	18.23	0.066	33.01	-14.78
		2680.0	-3.90	1 / 1	20.00	16.10	0.041	33.01	-16.91
30 MHz	π/2 BPSK	2511.0	-3.90	1 / 76	24.20	<b>20.30</b>	0.107	33.01	-12.71
		2593.0	-3.90	1 / 76	24.10	20.20	0.105	33.01	-12.81
		2675.0	-3.90	1 / 76	24.06	20.16	0.104	33.01	-12.86
	QPSK	2511.0	-3.90	1 / 76	24.18	20.28	0.107	33.01	-12.73
		2593.0	-3.90	1 / 1	24.20	20.30	0.107	33.01	-12.71
		2675.0	-3.90	1 / 76	24.02	20.12	0.103	33.01	-12.89
		2593.0	-3.90	1 / 1	23.13	19.23	0.084	33.01	-13.78
		2675.0	-3.90	1 / 76	22.34	18.44	0.070	33.01	-14.57
		2675.0	-3.90	1 / 76	20.08	16.18	0.041	33.01	-16.83
40 MHz	π/2 BPSK	2516.0	-3.90	1 / 53	23.95	20.05	0.101	33.01	-12.96
		2593.0	-3.90	1 / 53	24.20	<b>20.30</b>	0.107	33.01	-12.71
		2670.0	-3.90	1 / 104	24.17	20.27	0.106	33.01	-12.74
	QPSK	2516.0	-3.90	1 / 104	24.05	20.15	0.104	33.01	-12.86
		2593.0	-3.90	1 / 1	24.18	20.28	0.107	33.01	-12.73
		2670.0	-3.90	1 / 53	24.13	20.23	0.105	33.01	-12.78
		2516.0	-3.90	1 / 53	23.10	19.20	0.083	33.01	-13.81
		2593.0	-3.90	1 / 1	22.19	18.29	0.067	33.01	-14.72
		2593.0	-3.90	1 / 1	19.88	15.98	0.040	33.01	-17.03
50 MHz	π/2 BPSK	2521.0	-3.90	1 / 66	24.17	20.27	0.106	33.01	-12.74
		2593.0	-3.90	1 / 66	24.05	20.15	0.104	33.01	-12.86
		2665.0	-3.90	1 / 131	24.13	20.23	0.105	33.01	-12.78
	QPSK	2521.0	-3.90	1 / 66	24.14	20.24	0.106	33.01	-12.77
		2593.0	-3.90	1 / 66	24.02	20.12	0.103	33.01	-12.89
		2665.0	-3.90	1 / 1	24.20	<b>20.30</b>	0.107	33.01	-12.71
		2593.0	-3.90	1 / 131	22.92	19.02	0.080	33.01	-13.99
		2593.0	-3.90	1 / 131	21.92	18.02	0.063	33.01	-14.99
		2593.0	-3.90	1 / 66	19.49	15.59	0.036	33.01	-17.42
60 MHz	π/2 BPSK	2526.0	-3.90	1 / 81	24.06	20.16	0.104	33.01	-12.85
		2593.0	-3.90	1 / 160	24.20	20.30	0.107	33.01	-12.71
		2660.0	-3.90	1 / 160	24.20	<b>20.30</b>	0.107	33.01	-12.71
	QPSK	2526.0	-3.90	1 / 160	24.05	20.15	0.104	33.01	-12.86
		2593.0	-3.90	1 / 160	24.16	20.26	0.106	33.01	-12.75
		2660.0	-3.90	1 / 1	24.11	20.21	0.105	33.01	-12.80
		2526.0	-3.90	1 / 81	23.03	19.13	0.082	33.01	-13.88
		2660.0	-3.90	1 / 160	22.11	18.21	0.066	33.01	-14.80
		2593.0	-3.90	1 / 1	19.74	15.84	0.038	33.01	-17.17
80 MHz	π/2 BPSK	2536.0	-3.90	1 / 108	24.17	20.27	0.106	33.01	-12.75
		2593.0	-3.90	1 / 108	24.02	20.12	0.103	33.01	-12.89
		2650.0	-3.90	1 / 1	24.12	20.22	0.105	33.01	-12.79
	QPSK	2536.0	-3.90	1 / 215	24.16	20.26	0.106	33.01	-12.75
		2593.0	-3.90	1 / 215	24.20	20.30	0.107	33.01	-12.71
		2650.0	-3.90	1 / 108	24.20	<b>20.30</b>	0.107	33.01	-12.71
		2536.0	-3.90	1 / 108	22.99	19.09	0.081	33.01	-13.92
		2593.0	-3.90	1 / 1	22.18	18.28	0.067	33.01	-14.73
		2536.0	-3.90	1 / 108	19.73	15.83	0.038	33.01	-17.18
90 MHz	π/2 BPSK	2541.0	-3.90	1 / 122	24.18	20.28	0.107	33.01	-12.73
		2593.0	-3.90	1 / 243	24.13	20.23	0.105	33.01	-12.78
		2645.0	-3.90	1 / 122	24.05	20.15	0.103	33.01	-12.86
	QPSK	2541.0	-3.90	1 / 122	24.01	20.11	0.103	33.01	-12.90
		2593.0	-3.90	1 / 243	24.20	<b>20.30</b>	0.107	33.01	-12.71
		2645.0	-3.90	1 / 243	24.10	20.20	0.105	33.01	-12.81
		2541.0	-3.90	1 / 122	23.12	19.22	0.084	33.01	-13.79
		2645.0	-3.90	1 / 1	22.21	18.31	0.068	33.01	-14.70
		2645.0	-3.90	1 / 1	19.64	15.74	0.038	33.01	-17.27
100 MHz	π/2 BPSK	2546.0	-3.90	1 / 271	23.86	19.96	0.099	33.01	-13.05
		2593.0	-3.90	1 / 271	23.65	19.75	0.094	33.01	-13.26
		2640.0	-3.90	1 / 1	23.85	19.95	0.099	33.01	-13.06
	QPSK	2546.0	-3.90	1 / 1	24.20	<b>20.30</b>	0.107	33.01	-12.71
		2593.0	-3.90	1 / 1	24.04	20.14	0.103	33.01	-12.87
		2640.0	-3.90	1 / 1	24.17	20.27	0.106	33.01	-12.75
		2593.0	-3.90	1 / 1	22.92	19.02	0.080	33.01	-13.99
		2640.0	-3.90	1 / 1	21.84	17.94	0.062	33.01	-15.07
		2546.0	-3.90	1 / 1	19.63	15.73	0.037	33.01	-17.28

Table 7-43. Antenna 1b EIRP Data (NR Band n41)

FCC ID: BCGA2757	PART 27 MEASUREMENT REPORT	Approved by: Technical Manager
Test Report S/N: 1C2205090023-04-R2.BCG	Test Dates: 7/3/2022 - 9/15/2022	Page 219 of 284
	EUT Type: Tablet Device	



## ULCA - Band 7

Power State	Band	Bandwidth (PCC + SCC)	PCC				SCC				ULCA Tx. Power [dBm]	Ant. Gain [dBi]	EIRP [dBm]	EIRP [Watts]	EIRP Limit [dBm]	Margin [dB]		
			Modulation	UL Channel	UL Frequency	UL # RB	UL RB Offset	Modulation	UL Channel	UL Frequency							UL # RB	UL RB Offset
Max	LTE B7	20MHz + 20MHz	QPSK	20850	2510.0	1	99	QPSK	21048	2529.8	1	0	23.16	-4.40	18.76	0.075	33.01	-14.25
				21100	2535.0	1	99		21298	2554.8	1	0	23.06	-4.40	18.66	0.073	33.01	-14.35
				21350	2560.0	1	0		21152	2540.2	1	99	23.17	-4.40	18.77	0.075	33.01	-14.24
			QPSK	21350	2560	100	0	QPSK	21152	2540.2	100	0	21.27	-4.40	16.87	0.049	33.01	-16.14
				16-QAM	21350	2560	100		0	16-QAM	21152	2540.2	100	0	20.33	-4.40	15.93	0.039
			64-QAM	21350	2560	100	0	64-QAM	21152	2540.2	100	0	20.22	-4.40	15.82	0.038	33.01	-17.19
				256-QAM	21350	2560	100		0	256-QAM	21152	2540.2	100	0	18.39	-4.40	13.99	0.025

**Table 7-44. Antenna 1b EIRP Data (ULCA LTE Band 7)**

FCC ID: BCGA2757	<b>PART 27 MEASUREMENT REPORT</b>		<b>Approved by:</b> Technical Manager
<b>Test Report S/N:</b> 1C2205090023-04-R2.BCG	<b>Test Dates:</b> 7/3/2022 - 9/15/2022	<b>EUT Type:</b> Tablet Device	Page 220 of 284

V2.2 2/15/2022

Unless otherwise specified, no part of this report may be reproduced or utilized in any part, form or by any means, electronic or mechanical, including photocopying and microfilm, without permission in writing from Element Washington DC LLC. If you have any questions about this or have an enquiry about obtaining additional rights to this report or assembly of contents thereof, please contact [ct.info@element.com](mailto:ct.info@element.com).



## ULCA - Band 41 (PC2)

Power State	Band	Bandwidth (PCC + SCC)	PCC				SCC				ULCA Tx. Power [dBm]	Ant. Gain [dB]	EIRP [dBm]	EIRP [Watts]	EIRP Limit [dBm]	Margin [dB]		
			Modulation	UL Channel	UL Frequency	UL # RB	UL RB Offset	Modulation	UL Channel	UL Frequency							UL # RB	UL RB Offset
Max	LTE B41 (PC2)	20MHz + 20MHz	QPSK	39750	2500.0	1	99	QPSK	39948	2525.8	1	0	23.99	-3.90	20.09	0.102	33.01	-12.92
				40620	2593.0	1	99		40818	2612.8	1	0	24.84	-3.90	20.94	0.124	33.01	-12.07
				41490	2680.0	1	0		41292	2660.2	1	99	24.97	-3.90	<b>21.07</b>	0.128	33.01	-11.94
			QPSK	41490	2680	100	0	QPSK	41292	2660.2	100	0	23.18	-3.90	19.28	0.085	33.01	-13.73
			16-QAM	41490	2680	100	0	16-QAM	41292	2660.2	100	0	22.01	-3.90	<b>18.11</b>	0.065	33.01	-14.90
			64-QAM	41490	2680	100	0	64-QAM	41292	2660.2	100	0	22.20	-3.90	<b>18.30</b>	0.068	33.01	-14.71
			256-QAM	41490	2680	100	0	256-QAM	41292	2660.2	100	0	20.20	-3.90	<b>16.30</b>	0.043	33.01	-16.71

**Table 7-45. Antenna 1b EIRP Data (ULCA LTE Band 41 (PC2))**

FCC ID: BCGA2757	<b>PART 27 MEASUREMENT REPORT</b>		Approved by: Technical Manager
Test Report S/N: 1C2205090023-04-R2.BCG	Test Dates: 7/3/2022 - 9/15/2022	EUT Type: Tablet Device	Page 221 of 284

V2.2 2/15/2022

Unless otherwise specified, no part of this report may be reproduced or utilized in any part, form or by any means, electronic or mechanical, including photocopying and microfilm, without permission in writing from Element Washington DC LLC. If you have any questions about this or have an enquiry about obtaining additional rights to this report or assembly of contents thereof, please contact [ct.info@element.com](mailto:ct.info@element.com).



## ULCA - Band 41 (PC3)

Power State	Band	Bandwidth (PCC + SCC)	PCC				SCC				ULCA Tx. Power [dBm]	Ant. Gain [dB]	EIRP [dBm]	EIRP [Watts]	EIRP Limit [dBm]	Margin [dB]		
			Modulation	UL Channel	UL Frequency	UL # RB	UL RB Offset	Modulation	UL Channel	UL Frequency							UL # RB	UL RB Offset
Max	LTE B41 (PC3)	20MHz + 20MHz	QPSK	39750	2500.0	1	99	QPSK	39948	2525.8	1	0	23.89	-3.90	19.99	0.100	33.01	-13.02
				40620	2593.0	1	99		40818	2612.8	1	0	24.80	-3.90	20.90	0.123	33.01	-12.11
				41490	2680.0	1	0		41292	2660.2	1	99	24.89	-3.90	<b>20.99</b>	0.126	33.01	-12.02
			QPSK	41490	2680	100	0	QPSK	41292	2660.2	100	0	23.08	-3.90	19.18	0.083	33.01	-13.83
			16-QAM	41490	2680	100	0	16-QAM	41292	2660.2	100	0	22.13	-3.90	<b>18.23</b>	0.067	33.01	-14.78
			64-QAM	41490	2680	100	0	64-QAM	41292	2660.2	100	0	22.01	-3.90	<b>18.11</b>	0.065	33.01	-14.90
			256-QAM	41490	2680	100	0	256-QAM	41292	2660.2	100	0	20.20	-3.90	<b>16.30</b>	0.043	33.01	-16.71

**Table 7-46. Antenna 1b EIRP Data (ULCA LTE Band 41 (PC3))**

FCC ID: BCGA2757	<b>PART 27 MEASUREMENT REPORT</b>		Approved by: Technical Manager
Test Report S/N: 1C2205090023-04-R2.BCG	Test Dates: 7/3/2022 - 9/15/2022	EUT Type: Tablet Device	Page 222 of 284

V2.2 2/15/2022

Unless otherwise specified, no part of this report may be reproduced or utilized in any part, form or by any means, electronic or mechanical, including photocopying and microfilm, without permission in writing from Element Washington DC LLC. If you have any questions about this or have an enquiry about obtaining additional rights to this report or assembly of contents thereof, please contact [ct.info@element.com](mailto:ct.info@element.com).

## 7.7 Radiated Spurious Emissions

§2.1053, 27.53(a), 27.53(m)

### Test Overview


Radiated spurious emissions measurements are performed using the field strength conversion method described in KDB 971168 with the EUT transmitting into an integral antenna. Measurements on signals operating below 1GHz are performed using horizontally and vertically polarized broadband hybrid antennas. Measurements on signals operating above 1GHz are performed using vertically and horizontally polarized broadband horn antennas. All measurements are performed while the EUT is operating at maximum power and at the appropriate frequencies.

### Test Procedures Used

KDB 971168 D01 v03r01 – Section 5.8

### Test Settings

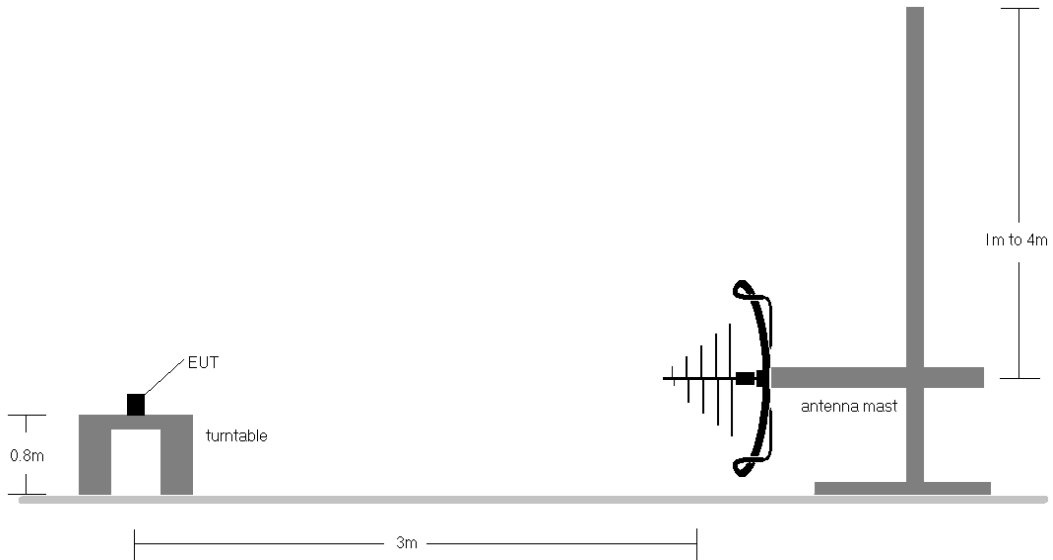
1. RBW = 100kHz for emissions below 1GHz and 1MHz for emissions above 1GHz
2. VBW  $\geq 3 \times$  RBW
3. Span = 1.5 times the OBW
4. No. of sweep points  $\geq 2 \times$  span / RBW
5. Detector = RMS
6. Trace mode = Average (Max Hold for pulsed emissions)
7. The trace was allowed to stabilize

FCC ID: BCGA2757	 <b>PART 27 MEASUREMENT REPORT</b>		Approved by: Technical Manager
Test Report S/N: 1C2205090023-04-R2.BCG	Test Dates: 7/3/2022 - 9/15/2022	EUT Type: Tablet Device	Page 223 of 284

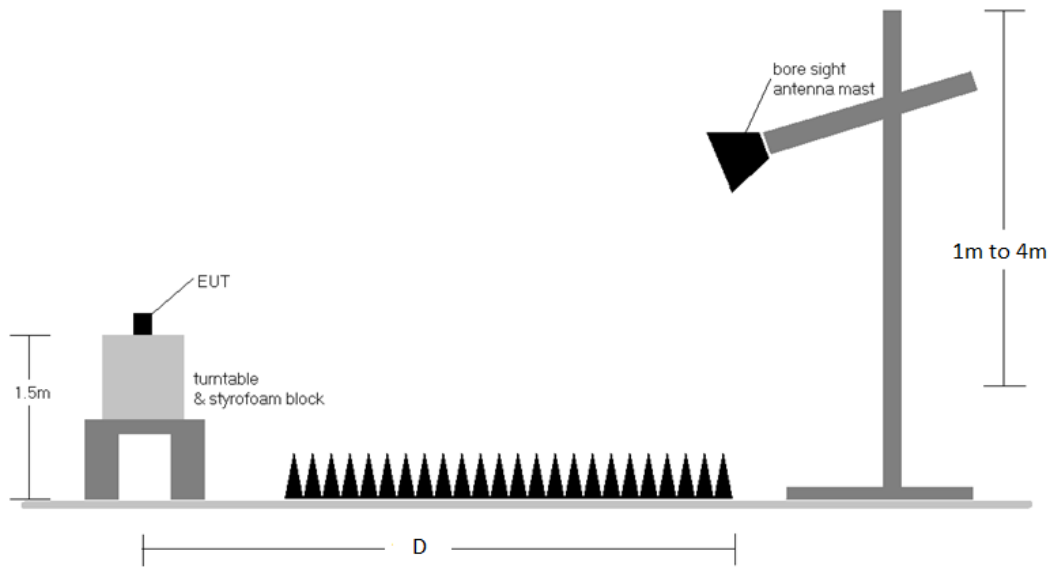
V2.2 2/15/2022

**Test Setup**


The EUT and measurement equipment were set up as shown in the diagram below.



**Figure 7-6. Test Instrument & Measurement Setup < 1GHz**




**Figure 7-7. Test Instrument & Measurement Setup >1 GHz**

<b>FCC ID:</b> BCGA2757	 <b>PART 27 MEASUREMENT REPORT</b>		<b>Approved by:</b> Technical Manager
<b>Test Report S/N:</b> 1C2205090023-04-R2.BCG	<b>Test Dates:</b> 7/3/2022 - 9/15/2022	<b>EUT Type:</b> Tablet Device	Page 224 of 284

V2.2 2/15/2022

**Test Notes**

1. Field strengths are calculated using the Measurement quantity conversions in KDB 971168 Section 5.8.4.
  - a.  $E(\text{dB}\mu\text{V}/\text{m}) = \text{Measured amplitude level (dBm)} + 107 + \text{Cable Loss (dB)} + \text{Antenna Factor (dB/m)}$
  - b.  $\text{EIRP (dBm)} = E(\text{dB}\mu\text{V}/\text{m}) + 20\log D - 104.8$ ; where D is the measurement distance in meters.
2. The EUT was tested in three orthogonal planes and in all possible test configurations and positioning. The worst case emissions are reported with the EUT positioning, modulations, RB sizes and offsets, and channel bandwidth configurations shown in the tables below.
3. This unit was tested with its standard battery.
4. The spectrum is measured from 9kHz to the 10th harmonic of the fundamental frequency of the transmitter. The worst-case emissions are reported.
5. Emissions below 18GHz were measured at a 3 meter test distance while emissions above 18GHz were measured at a 1 meter test distance with the application of a distance correction factor.
6. The "-" shown in the following RSE tables are used to denote a noise floor measurement.
7. Uplink carrier aggregation intra-band radiated spurious emissions measurements were evaluated for the two contiguous channels using various combinations of RB size, RB offset, modulation, and channel bandwidth. The worst case (highest) emissions were found while operating with QPSK modulation with both carriers set to transmit using 1RB.
8. Uplink carrier aggregation for LTE Band 7 is only supported in this EUT while operating in Power Class 3.
9. Uplink carrier aggregation for LTE Band 41 is supported in this EUT while operating in Power Class 2 and Power Class 3.
10. Uplink carrier aggregation inter-band emission was investigated and found to not be the worst case.
11. For NR operation, all subcarrier spacings (SCS) and transmission schemes (e.g. CP-OFDM and DFT-s-OFDM) were investigated to determine the worst case configuration. All modes of operation were investigated and the worst case configuration results are reported in this section.
12. Spurious emission in EN-DC Operating mode with Sub 6GHz NR carrier as well as an LTE carrier (anchor) has been checked and was found to not to be the worst case.
13. For LTE Band 30 pre-scans above 1GHz, the RBW is set to 1MHz and VBW to 30kHz. For final measurements above 1GHz, the RBW is set to 1MHz and VBW to 3MHz when measuring with an RMS detector and trace averaging.

<b>FCC ID:</b> BCGA2757	 <b>PART 27 MEASUREMENT REPORT</b>		<b>Approved by:</b> Technical Manager
<b>Test Report S/N:</b> 1C2205090023-04-R2.BCG	<b>Test Dates:</b> 7/3/2022 - 9/15/2022	<b>EUT Type:</b> Tablet Device	Page 225 of 284

## 7.7.1 Antenna 4 Radiated Spurious Emission Measurements

### LTE Band 30

Bandwidth (MHz):	5
Frequency (MHz):	2307.5
RB / Offset:	1 / 12

Frequency [MHz]	Ant. Pol. [H/V]	Antenna Height [cm]	Turntable Azimuth [degree]	Analyzer Level [dBm]	AFCL [dB/m]	Field Strength [dBμV/m]	EIRP Spurious Emission Level [dBm]	Limit [dBm]	Margin [dB]
4615.0	V	294	269	-78.31	6.82	35.51	-59.74	-40.00	-19.74
6922.5	V	274	184	-72.18	10.30	45.12	-50.14	-40.00	-10.14
9230.0	V	-	-	-80.95	12.14	38.19	-57.07	-40.00	-17.07
11537.5	V	-	-	-82.57	16.79	41.22	-54.04	-40.00	-14.04
13845.0	V	-	-	-80.74	18.30	44.56	-50.70	-40.00	-10.70

Table 7-47. Radiated Spurious Data (LTE Band 30 – Low Channel)

Bandwidth (MHz):	10
Frequency (MHz):	2310.0
RB / Offset:	1 / 24


Frequency [MHz]	Ant. Pol. [H/V]	Antenna Height [cm]	Turntable Azimuth [degree]	Analyzer Level [dBm]	AFCL [dB/m]	Field Strength [dBμV/m]	EIRP Spurious Emission Level [dBm]	Limit [dBm]	Margin [dB]
4620.0	V	-	-	-79.33	6.76	34.43	-60.83	-40.00	-20.83
6930.0	V	250	212	-75.99	10.26	41.27	-53.99	-40.00	-13.99
9240.0	V	-	-	-80.94	12.31	38.37	-56.88	-40.00	-16.88
11550.0	V	-	-	-82.28	16.73	41.45	-53.80	-40.00	-13.80
13860.0	V	-	-	-80.68	18.01	44.33	-50.93	-40.00	-10.93

Table 7-48. Radiated Spurious Data (LTE Band 30 – Mid Channel)

Bandwidth (MHz):	5
Frequency (MHz):	2312.5
RB / Offset:	1 / 12

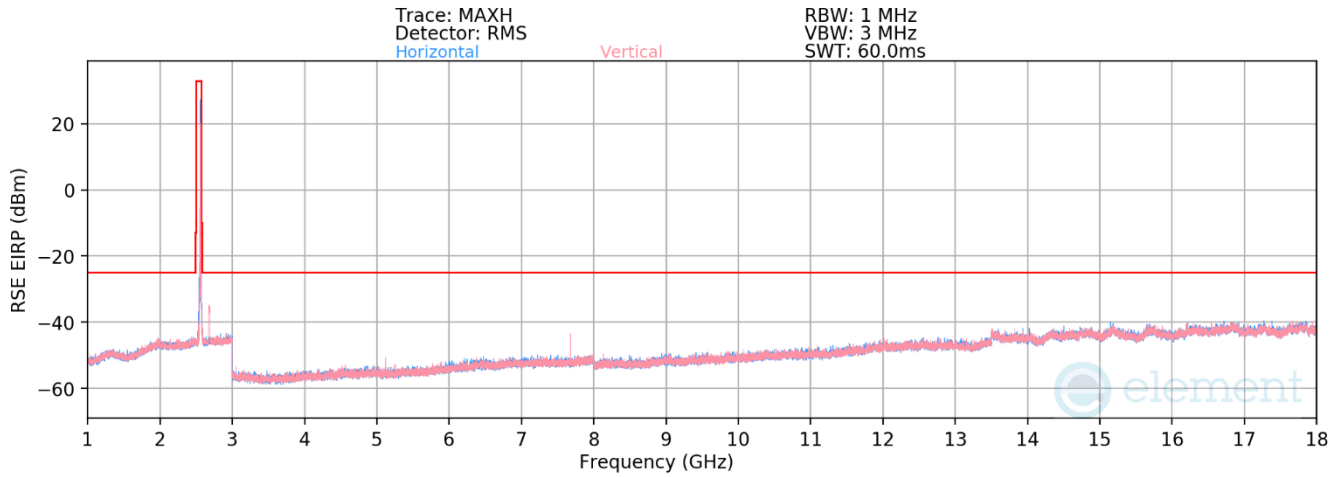
Frequency [MHz]	Ant. Pol. [H/V]	Antenna Height [cm]	Turntable Azimuth [degree]	Analyzer Level [dBm]	AFCL [dB/m]	Field Strength [dBμV/m]	EIRP Spurious Emission Level [dBm]	Limit [dBm]	Margin [dB]
4625.00	V	323	195	-78.75	6.79	35.04	-60.22	-40.00	-20.22
6937.50	V	269	183	-75.71	10.24	41.53	-53.73	-40.00	-13.73
9250.00	V	-	-	-80.85	12.38	38.53	-56.73	-40.00	-16.73
11562.50	V	-	-	-82.34	16.59	41.25	-54.01	-40.00	-14.01
13875.00	V	-	-	-80.82	17.84	44.02	-51.24	-40.00	-11.24

Table 7-49. Radiated Spurious Data (LTE Band 30 – High Channel)

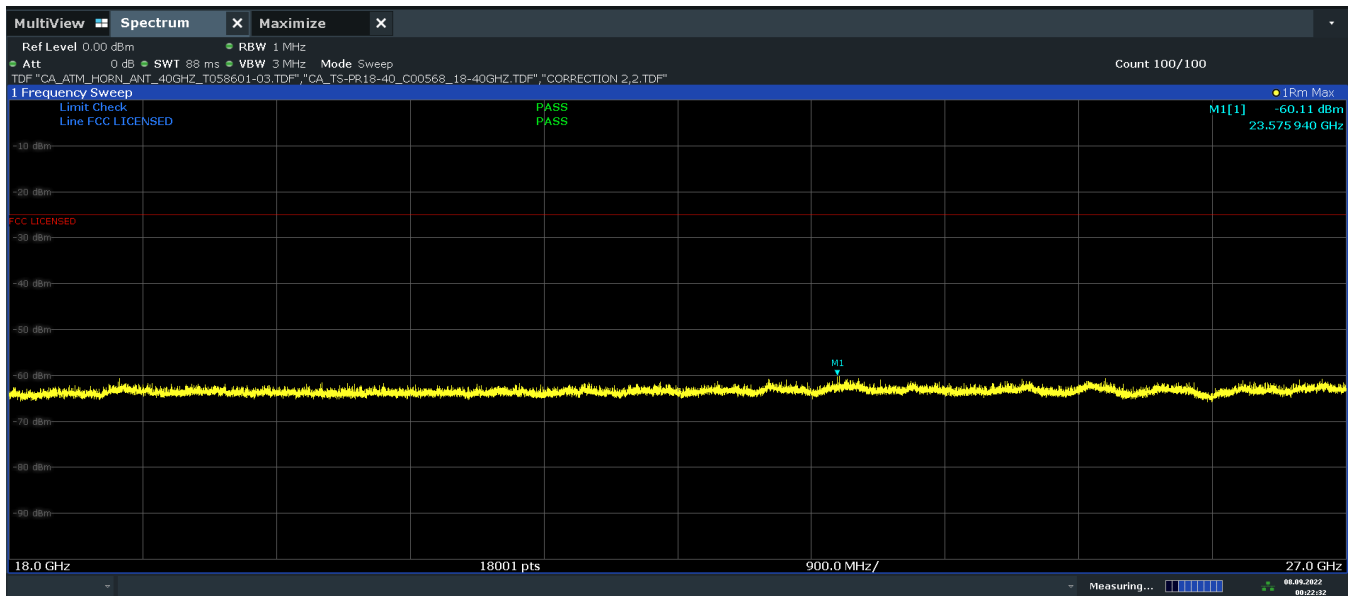
FCC ID: BCGA2757	 <b>PART 27 MEASUREMENT REPORT</b>		Approved by: Technical Manager
Test Report S/N: 1C2205090023-04-R2.BCG	Test Dates: 7/3/2022 - 9/15/2022	EUT Type: Tablet Device	Page 226 of 284



### LTE Band 7



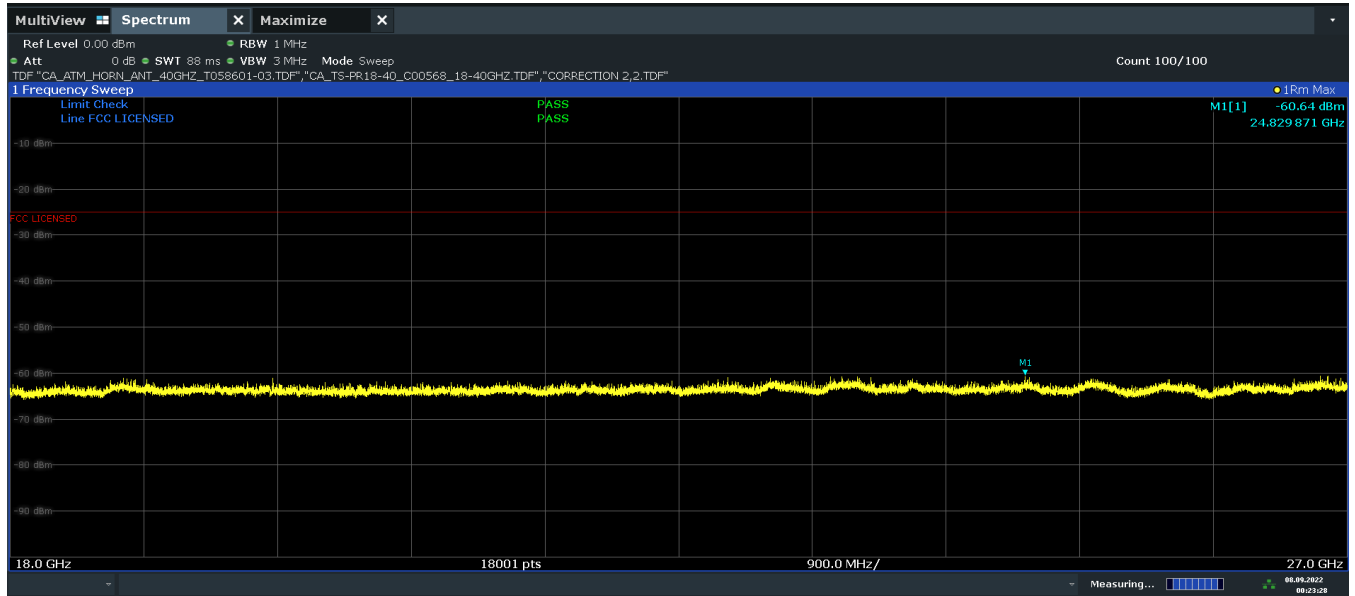
**Plot 7-297. Antenna 4 Radiated Spurious Plot 1GHz – 18GHz (LTE Band 7)**



**Plot 7-298. Antenna 4 Radiated Spurious Emission above 18GHz (LTE Band 7, Pol. H)**

FCC ID: BCGA2757	<b>PART 27 MEASUREMENT REPORT</b>		Approved by: Technical Manager
Test Report S/N: 1C2205090023-04-R2.BCG	Test Dates: 7/3/2022 - 9/15/2022	EUT Type: Tablet Device	Page 227 of 284

V2.2 2/15/2022



00:23:20 08.09.2022

**Plot 7-299. Antenna 4 Radiated Spurious Emission above 18GHz (LTE Band 7, Pol. V)**

<b>FCC ID:</b> BCGA2757	<b>PART 27 MEASUREMENT REPORT</b>		<b>Approved by:</b> Technical Manager
<b>Test Report S/N:</b> 1C2205090023-04-R2.BCG	<b>Test Dates:</b> 7/3/2022 - 9/15/2022	<b>EUT Type:</b> Tablet Device	Page 228 of 284

V2.2 2/15/2022

Bandwidth (MHz):	20
Frequency (MHz):	2510.0
RB / Offset:	1 / 50

Frequency [MHz]	Ant. Pol. [H/V]	Antenna Height [cm]	Turntable Azimuth [degree]	Analyzer Level [dBm]	AFCL [dB/m]	Field Strength [dBμV/m]	EIRP Spurious Emission Level [dBm]	Limit [dBm]	Margin [dB]
5020.0	V	275	309	-75.68	7.63	38.95	-56.31	-25.00	-31.31
7530.0	V	276	321	-75.50	10.98	42.48	-52.78	-25.00	-27.78
10040.0	V	-	-	-82.19	13.88	38.69	-56.57	-25.00	-31.57
12550.0	V	-	-	-84.34	18.96	41.62	-53.64	-25.00	-28.64
15060.0	V	-	-	-83.27	20.92	44.65	-50.61	-25.00	-25.61

**Table 7-50. Radiated Spurious Data (LTE Band 7 – Low Channel)**

Bandwidth (MHz):	20
Frequency (MHz):	2535.0
RB / Offset:	1 / 50


Frequency [MHz]	Ant. Pol. [H/V]	Antenna Height [cm]	Turntable Azimuth [degree]	Analyzer Level [dBm]	AFCL [dB/m]	Field Strength [dBμV/m]	EIRP Spurious Emission Level [dBm]	Limit [dBm]	Margin [dB]
5070.0	V	279	310	-74.58	7.44	39.86	-55.40	-25.00	-30.40
7605.0	V	284	312	-75.53	10.90	42.37	-52.88	-25.00	-27.88
10140.0	V	-	-	-82.65	14.67	39.02	-56.23	-25.00	-31.23
12675.0	V	-	-	-83.94	18.69	41.75	-53.51	-25.00	-28.51
15210.0	V	-	-	-82.89	21.43	45.54	-49.72	-25.00	-24.72

**Table 7-51. Radiated Spurious Data (LTE Band 7 – Mid Channel)**

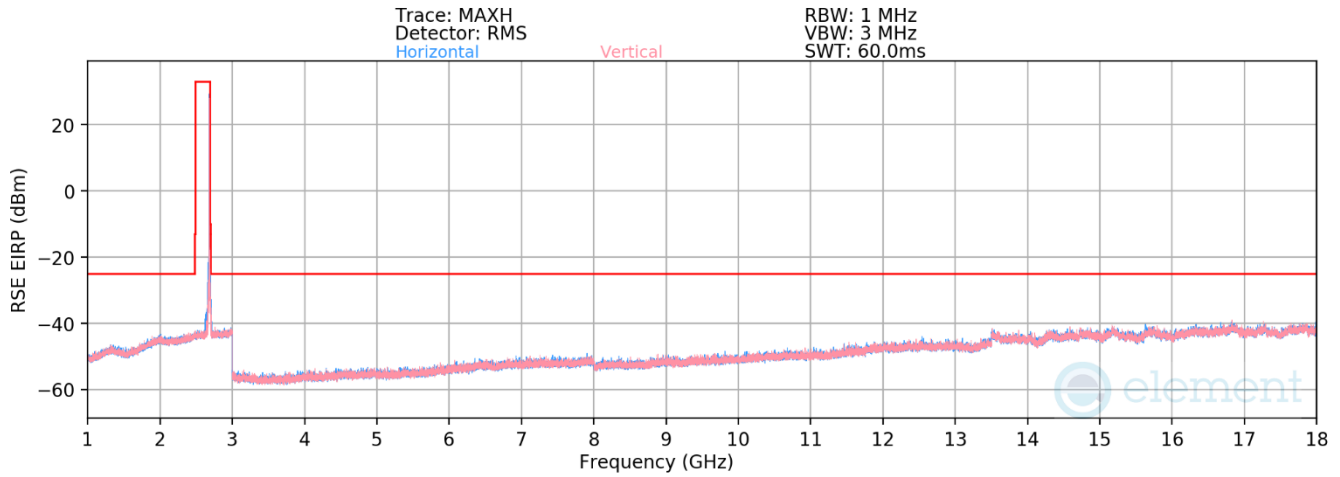
Bandwidth (MHz):	20
Frequency (MHz):	2560.0
RB / Offset:	1 / 50

Frequency [MHz]	Ant. Pol. [H/V]	Antenna Height [cm]	Turntable Azimuth [degree]	Analyzer Level [dBm]	AFCL [dB/m]	Field Strength [dBμV/m]	EIRP Spurious Emission Level [dBm]	Limit [dBm]	Margin [dB]
5120.00	V	302	48	-72.18	7.67	42.49	-52.77	-25.00	-27.77
7680.00	V	272	232	-70.70	10.32	46.62	-48.64	-25.00	-23.64
10240.00	V	-	-	-82.22	14.12	38.90	-56.35	-25.00	-31.35
12800.00	V	-	-	-84.10	19.19	42.09	-53.17	-25.00	-28.17
15360.00	V	-	-	-83.81	21.16	44.35	-50.91	-25.00	-25.91

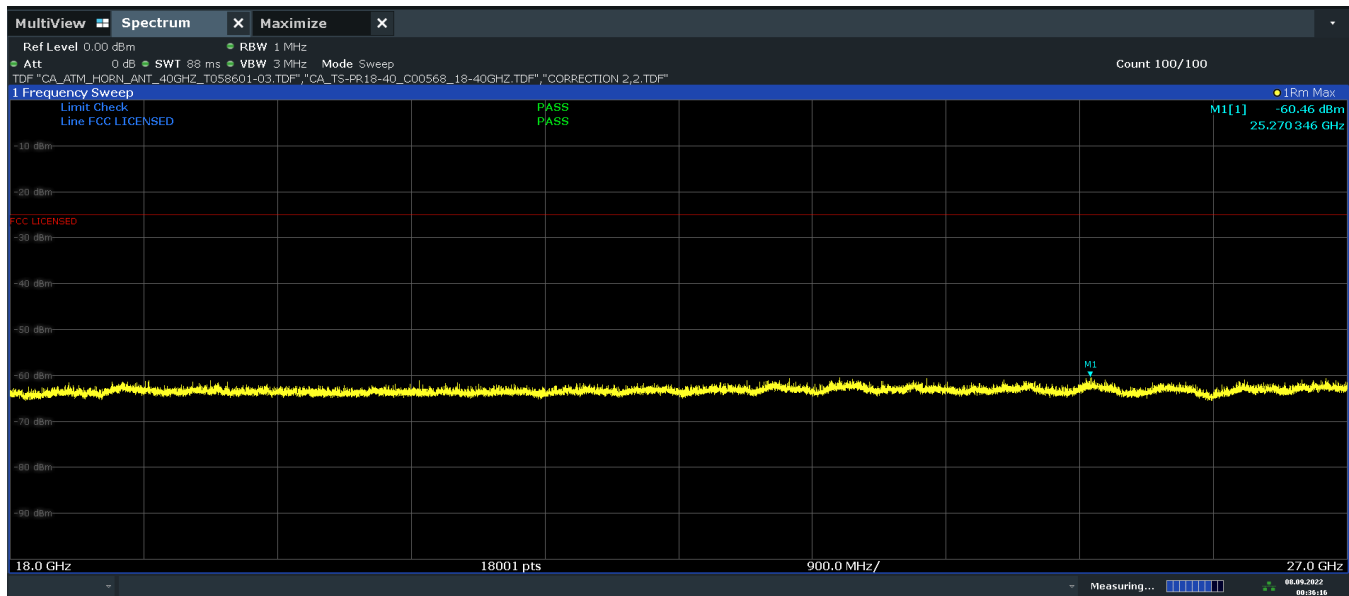
**Table 7-52. Radiated Spurious Data (LTE Band 7 – High Channel)**

FCC ID: BCGA2757	 <b>PART 27 MEASUREMENT REPORT</b>	Approved by: Technical Manager
Test Report S/N: 1C2205090023-04-R2.BCG	Test Dates: 7/3/2022 - 9/15/2022	EUT Type: Tablet Device
		Page 229 of 284

# LTE Band 41



**Plot 7-300. Antenna 4 Radiated Spurious Plot 1GHz – 18GHz (LTE Band 41)**

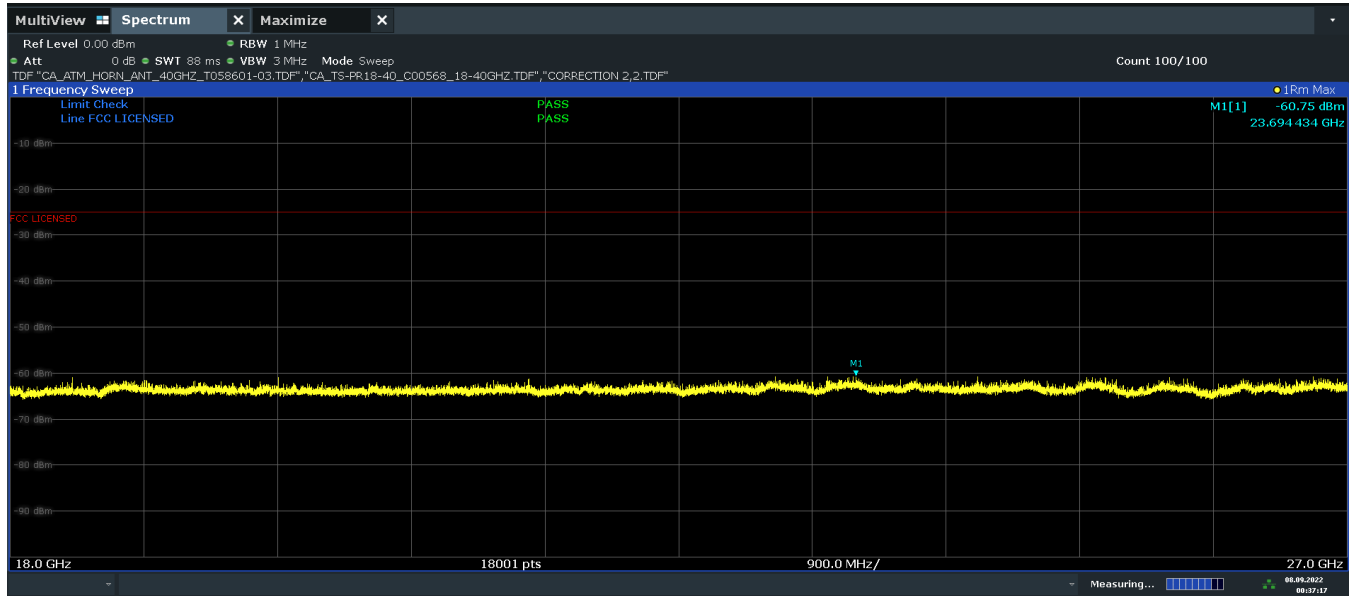


00:36:16 08.09.2022

**Plot 7-301. Antenna 4 Radiated Spurious Emission above 18GHz (LTE Band 41, Pol. H)**


FCC ID: BCGA2757	<b>PART 27 MEASUREMENT REPORT</b>		<b>Approved by:</b> Technical Manager
<b>Test Report S/N:</b> 1C2205090023-04-R2.BCG	<b>Test Dates:</b> 7/3/2022 - 9/15/2022	<b>EUT Type:</b> Tablet Device	Page 230 of 284

V2.2 2/15/2022



00:37:17 00.09.2022

**Plot 7-302. Antenna 4 Radiated Spurious Emission above 18GHz (LTE Band 41, Pol. V)**

<b>FCC ID:</b> BCGA2757	 <b>PART 27 MEASUREMENT REPORT</b>		<b>Approved by:</b> Technical Manager
<b>Test Report S/N:</b> 1C2205090023-04-R2.BCG	<b>Test Dates:</b> 7/3/2022 - 9/15/2022	<b>EUT Type:</b> Tablet Device	Page 231 of 284

V2.2 2/15/2022

Bandwidth (MHz):	20
Frequency (MHz):	2506.0
RB / Offset:	1 / 50

Frequency [MHz]	Ant. Pol. [H/V]	Antenna Height [cm]	Turntable Azimuth [degree]	Analyzer Level [dBm]	AFCL [dB/m]	Field Strength [dBμV/m]	EIRP Spurious Emission Level [dBm]	Limit [dBm]	Margin [dB]
5012.0	H	-	-	-79.60	7.58	34.98	-60.28	-25.00	-35.28
7518.0	H	-	-	-80.82	10.86	37.04	-58.22	-25.00	-33.22
10024.0	H	-	-	-81.50	13.71	39.21	-56.04	-25.00	-31.04

**Table 7-53. Radiated Spurious Data (LTE Band 41 – Low Channel)**

Bandwidth (MHz):	20
Frequency (MHz):	2593.0
RB / Offset:	1 / 50


Frequency [MHz]	Ant. Pol. [H/V]	Antenna Height [cm]	Turntable Azimuth [degree]	Analyzer Level [dBm]	AFCL [dB/m]	Field Strength [dBμV/m]	EIRP Spurious Emission Level [dBm]	Limit [dBm]	Margin [dB]
5186.0	H	-	-	-79.70	7.66	34.96	-60.30	-25.00	-35.30
7779.0	H	-	-	-80.09	10.80	37.71	-57.55	-25.00	-32.55
10372.0	H	-	-	-81.74	14.81	40.07	-55.19	-25.00	-30.19

**Table 7-54. Radiated Spurious Data (LTE Band 41 – Mid Channel)**

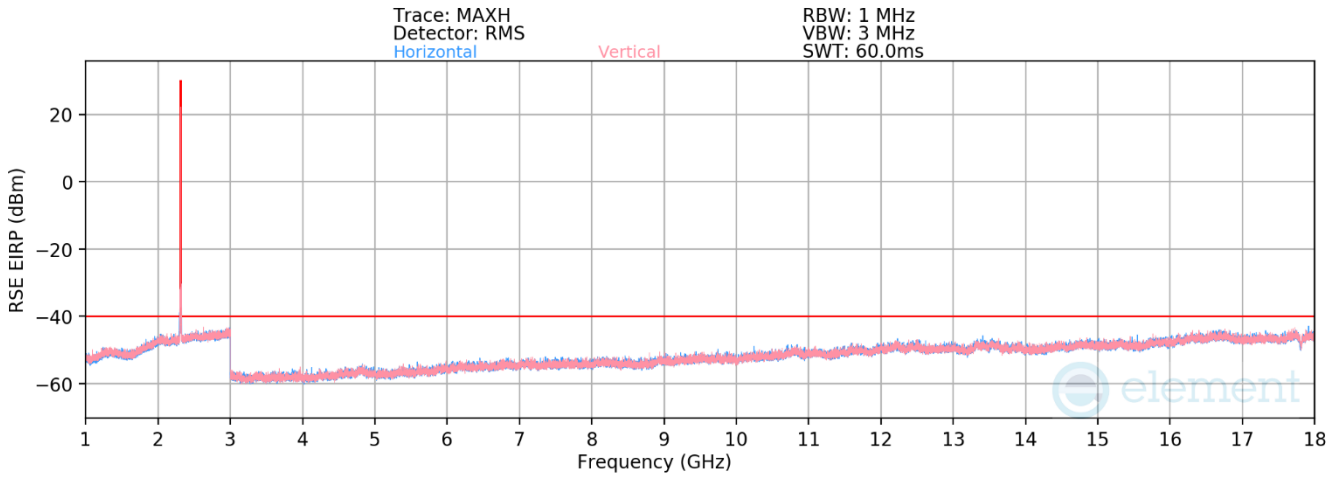
Bandwidth (MHz):	20
Frequency (MHz):	2680.0
RB / Offset:	1 / 50

Frequency [MHz]	Ant. Pol. [H/V]	Antenna Height [cm]	Turntable Azimuth [degree]	Analyzer Level [dBm]	AFCL [dB/m]	Field Strength [dBμV/m]	EIRP Spurious Emission Level [dBm]	Limit [dBm]	Margin [dB]
5360.0	H	-	-	-79.67	8.32	35.65	-59.60	-25.00	-34.60
8040.0	H	-	-	-80.71	11.03	37.32	-57.94	-25.00	-32.94
10720.0	H	-	-	-82.05	15.87	40.82	-54.43	-25.00	-29.43

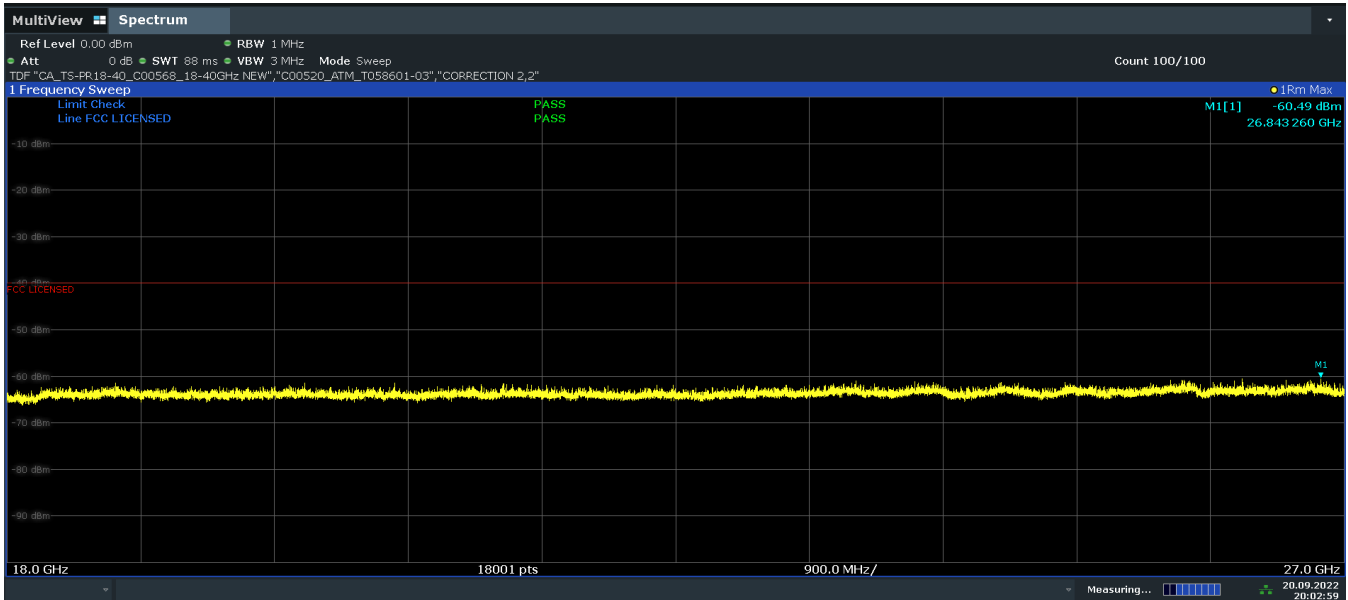
**Table 7-55. Radiated Spurious Data (LTE Band 41 – High Channel)**

FCC ID: BCGA2757	 <b>PART 27 MEASUREMENT REPORT</b>		Approved by: Technical Manager
Test Report S/N: 1C2205090023-04-R2.BCG	Test Dates: 7/3/2022 - 9/15/2022	EUT Type: Tablet Device	Page 232 of 284

### NR Band n30



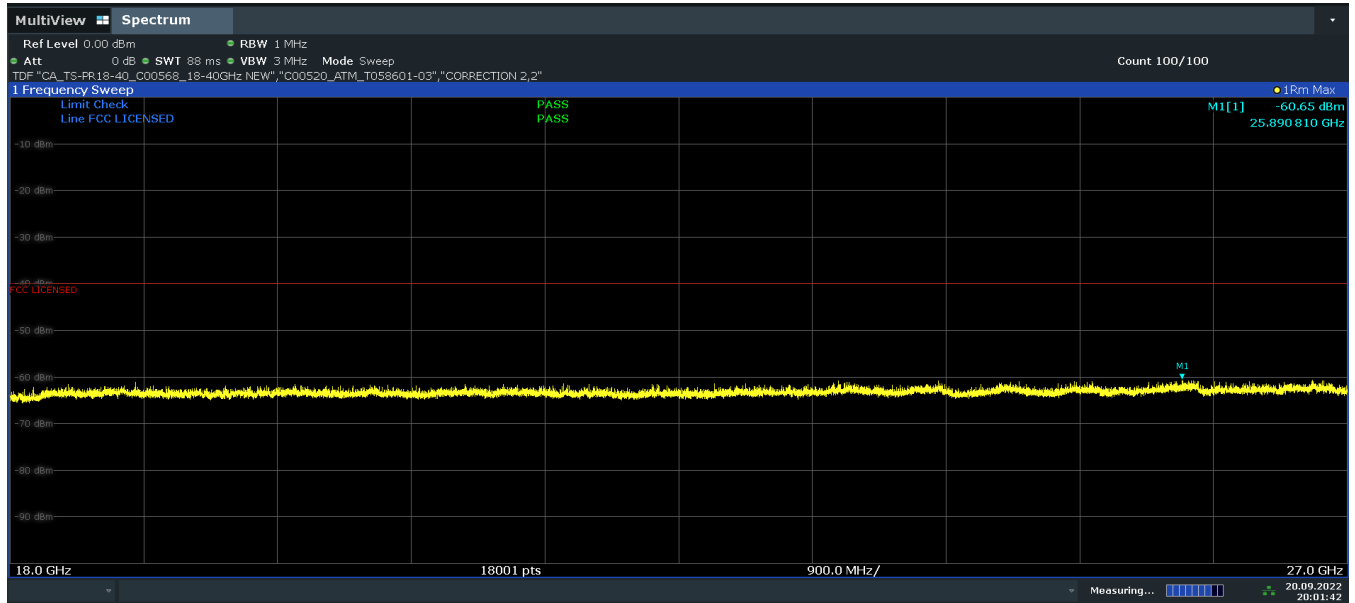
**Plot 7-303. Antenna 4 Radiated Spurious Plot 1GHz – 18GHz (NR Band n30)**



**Plot 7-304. Antenna 4 Radiated Spurious Emission above 18GHz (NR Band n30, Pol. H)**

FCC ID: BCGA2757	<b>PART 27 MEASUREMENT REPORT</b>		<b>Approved by:</b> Technical Manager
<b>Test Report S/N:</b> 1C2205090023-04-R2.BCG	<b>Test Dates:</b> 7/3/2022 - 9/15/2022	<b>EUT Type:</b> Tablet Device	Page 233 of 284

V2.2 2/15/2022



**Plot 7-305. Antenna 4 Radiated Spurious Emission above 18GHz (NR Band n30, Pol. V)**

<b>FCC ID:</b> BCGA2757	<b>PART 27 MEASUREMENT REPORT</b>		<b>Approved by:</b> Technical Manager
<b>Test Report S/N:</b> 1C2205090023-04-R2.BCG	<b>Test Dates:</b> 7/3/2022 - 9/15/2022	<b>EUT Type:</b> Tablet Device	Page 234 of 284

V2.2 2/15/2022



Bandwidth (MHz):	5
Frequency (MHz):	2307.5
RB / Offset:	1 / 25

Frequency [MHz]	Ant. Pol. [H/V]	Antenna Height [cm]	Turntable Azimuth [degree]	Analyzer Level [dBm]	AFCL [dB/m]	Field Strength [dB $\mu$ V/m]	EIRP Spurious Emission Level [dBm]	Limit [dBm]	Margin [dB]
4615.0	V	-	-	-79.15	5.07	32.92	-62.34	-40.00	-22.34
6922.5	V	-	-	-79.82	7.65	34.83	-60.43	-40.00	-20.43
9230.0	V	-	-	-80.91	10.30	36.39	-58.87	-40.00	-18.87

**Table 7-56. Radiated Spurious Data (NR Band n30 – Low Channel)**

Bandwidth (MHz):	10
Frequency (MHz):	2310.0
RB / Offset:	1 / 25


Frequency [MHz]	Ant. Pol. [H/V]	Antenna Height [cm]	Turntable Azimuth [degree]	Analyzer Level [dBm]	AFCL [dB/m]	Field Strength [dB $\mu$ V/m]	EIRP Spurious Emission Level [dBm]	Limit [dBm]	Margin [dB]
4620.0	V	-	-	-78.96	4.98	33.02	-62.24	-40.00	-22.24
6930.0	V	-	-	-79.76	7.68	34.92	-60.34	-40.00	-20.34
9240.0	V	-	-	-80.95	10.51	36.56	-58.70	-40.00	-18.70

**Table 7-57. Radiated Spurious Data (NR Band n30 – Mid Channel)**

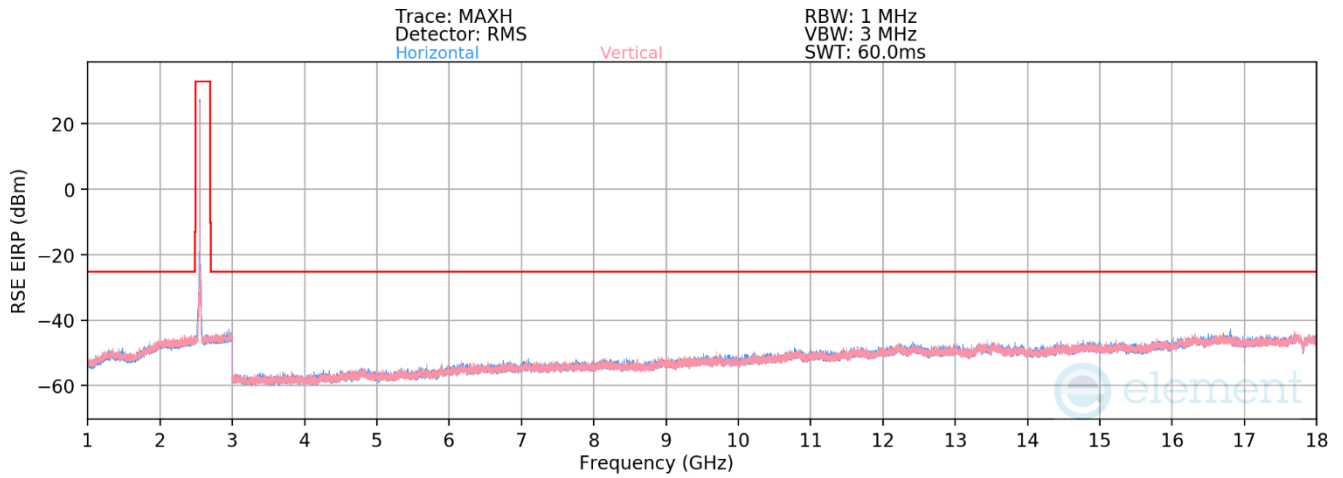
Bandwidth (MHz):	5
Frequency (MHz):	2312.5
RB / Offset:	1 / 25

Frequency [MHz]	Ant. Pol. [H/V]	Antenna Height [cm]	Turntable Azimuth [degree]	Analyzer Level [dBm]	AFCL [dB/m]	Field Strength [dB $\mu$ V/m]	EIRP Spurious Emission Level [dBm]	Limit [dBm]	Margin [dB]
4625.0	V	-	-	-78.61	4.88	33.27	-61.98	-40.00	-21.98
6937.5	V	-	-	-79.91	7.71	34.80	-60.46	-40.00	-20.46
9250.0	V	-	-	-80.81	10.61	36.80	-58.46	-40.00	-18.46

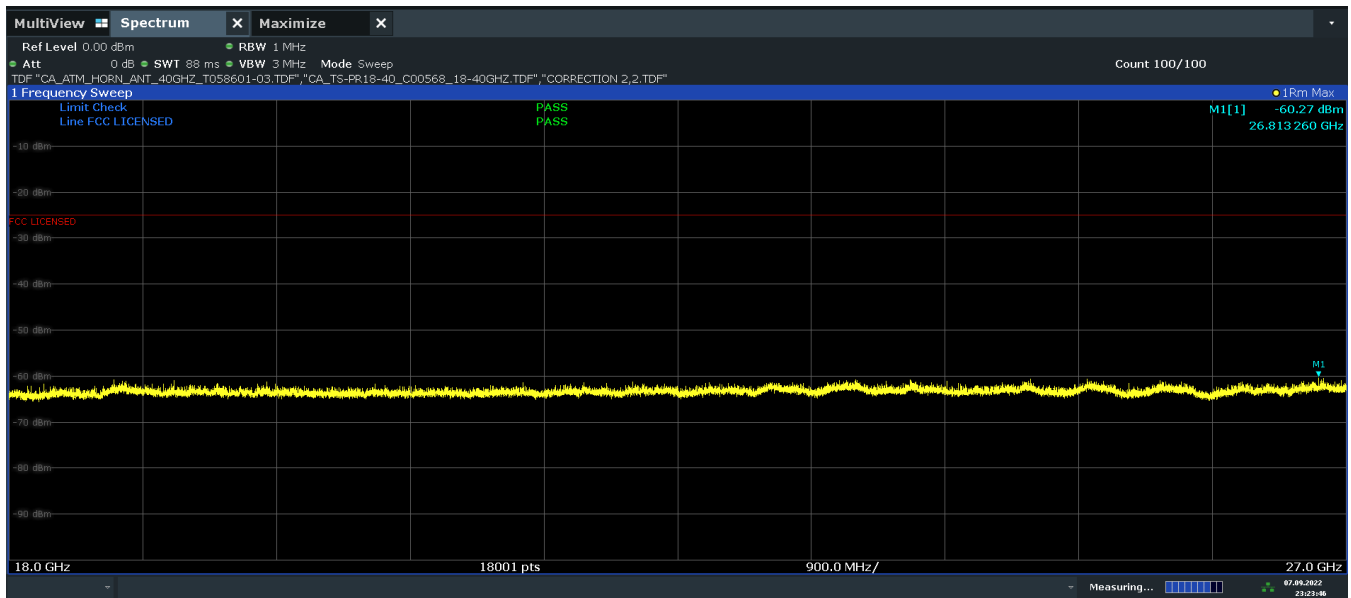
**Table 7-58. Radiated Spurious Data (NR Band n30 – High Channel)**

FCC ID: BCGA2757	 <b>PART 27 MEASUREMENT REPORT</b>		Approved by: Technical Manager
Test Report S/N: 1C2205090023-04-R2.BCG	Test Dates: 7/3/2022 - 9/15/2022	EUT Type: Tablet Device	Page 235 of 284

# NR Band n7



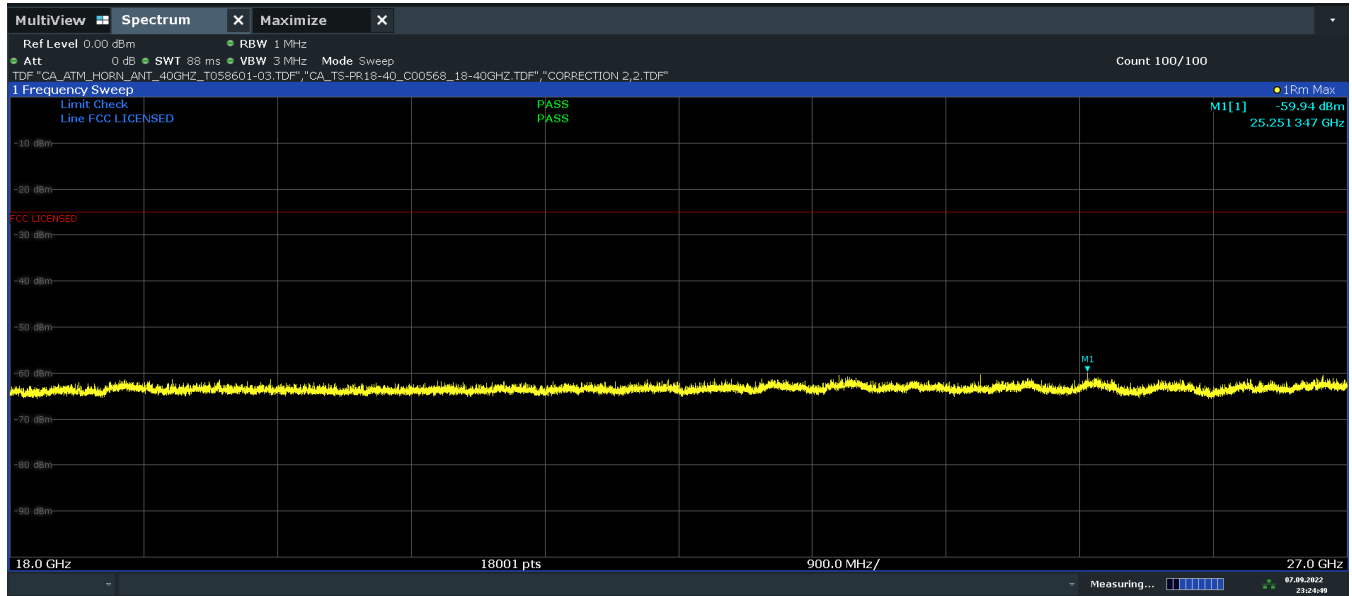
**Plot 7-306. Antenna 4 Radiated Spurious Plot 1GHz – 18GHz (NR Band n7)**



**Plot 7-307. Antenna 4 Radiated Spurious Emission above 18GHz (NR Band n7, Pol. H)**

FCC ID: BCGA2757	<b>PART 27 MEASUREMENT REPORT</b>		<b>Approved by:</b> Technical Manager
<b>Test Report S/N:</b> 1C2205090023-04-R2.BCG	<b>Test Dates:</b> 7/3/2022 - 9/15/2022	<b>EUT Type:</b> Tablet Device	Page 236 of 284

V2.2 2/15/2022



23:24:50 07.09.2022

**Plot 7-308. Antenna 4 Radiated Spurious Emission above 18GHz (NR Band n7, Pol. V)**

<b>FCC ID:</b> BCGA2757	<b>PART 27 MEASUREMENT REPORT</b>		<b>Approved by:</b> Technical Manager
<b>Test Report S/N:</b> 1C2205090023-04-R2.BCG	<b>Test Dates:</b> 7/3/2022 - 9/15/2022	<b>EUT Type:</b> Tablet Device	Page 237 of 284

V2.2 2/15/2022

Bandwidth (MHz):	40
Frequency (MHz):	2520.0
RB / Offset:	1 / 108

Frequency [MHz]	Ant. Pol. [H/V]	Antenna Height [cm]	Turntable Azimuth [degree]	Analyzer Level [dBm]	AFCL [dB/m]	Field Strength [dBμV/m]	EIRP Spurious Emission Level [dBm]	Limit [dBm]	Margin [dB]
5040.0	H	-	-	-80.04	5.68	32.64	-62.62	-25.00	-37.62
7560.0	H	-	-	-80.96	8.98	35.02	-60.24	-25.00	-35.24
10080.0	H	-	-	-81.67	11.56	36.89	-58.37	-25.00	-33.37

**Table 7-59. Radiated Spurious Data (NR Band n7 – Low Channel)**

Bandwidth (MHz):	40
Frequency (MHz):	2535.0
RB / Offset:	1 / 108


Frequency [MHz]	Ant. Pol. [H/V]	Antenna Height [cm]	Turntable Azimuth [degree]	Analyzer Level [dBm]	AFCL [dB/m]	Field Strength [dBμV/m]	EIRP Spurious Emission Level [dBm]	Limit [dBm]	Margin [dB]
5070.0	H	-	-	-80.28	6.05	32.77	-62.49	-25.00	-37.49
7605.0	H	-	-	-80.82	9.23	35.41	-59.85	-25.00	-34.85
10140.0	H	-	-	-81.79	11.86	37.07	-58.19	-25.00	-33.19

**Table 7-60. Radiated Spurious Data (NR Band n7 – Mid Channel)**

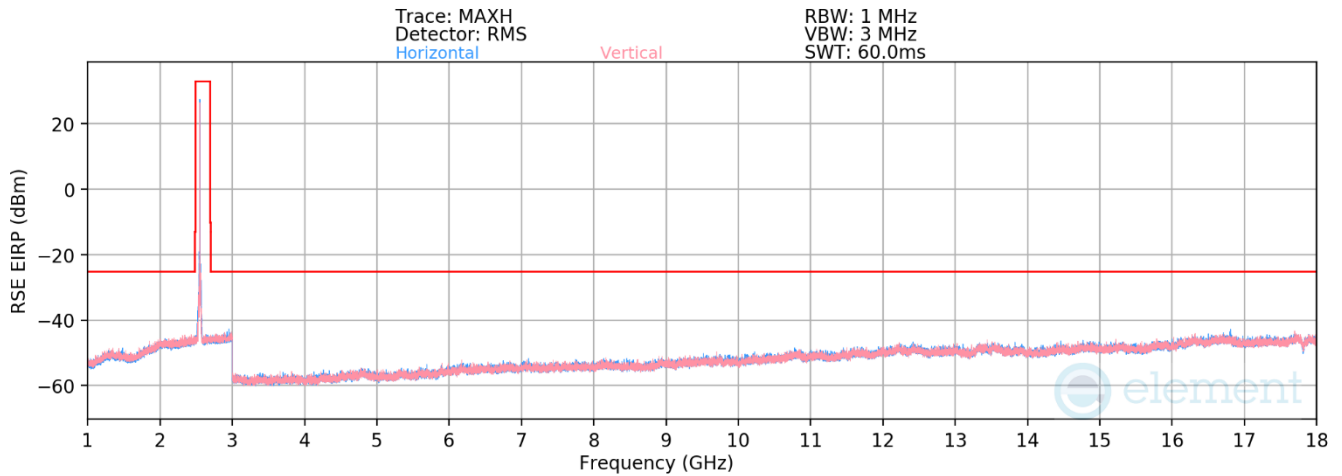
Bandwidth (MHz):	40
Frequency (MHz):	2550.0
RB / Offset:	1 / 108

Frequency [MHz]	Ant. Pol. [H/V]	Antenna Height [cm]	Turntable Azimuth [degree]	Analyzer Level [dBm]	AFCL [dB/m]	Field Strength [dBμV/m]	EIRP Spurious Emission Level [dBm]	Limit [dBm]	Margin [dB]
5100.0	H	-	-	-80.14	6.18	33.04	-62.22	-25.00	-37.22
7650.0	H	-	-	-80.77	9.30	35.53	-59.73	-25.00	-34.73
10200.0	H	-	-	-81.68	11.95	37.27	-57.98	-25.00	-32.98

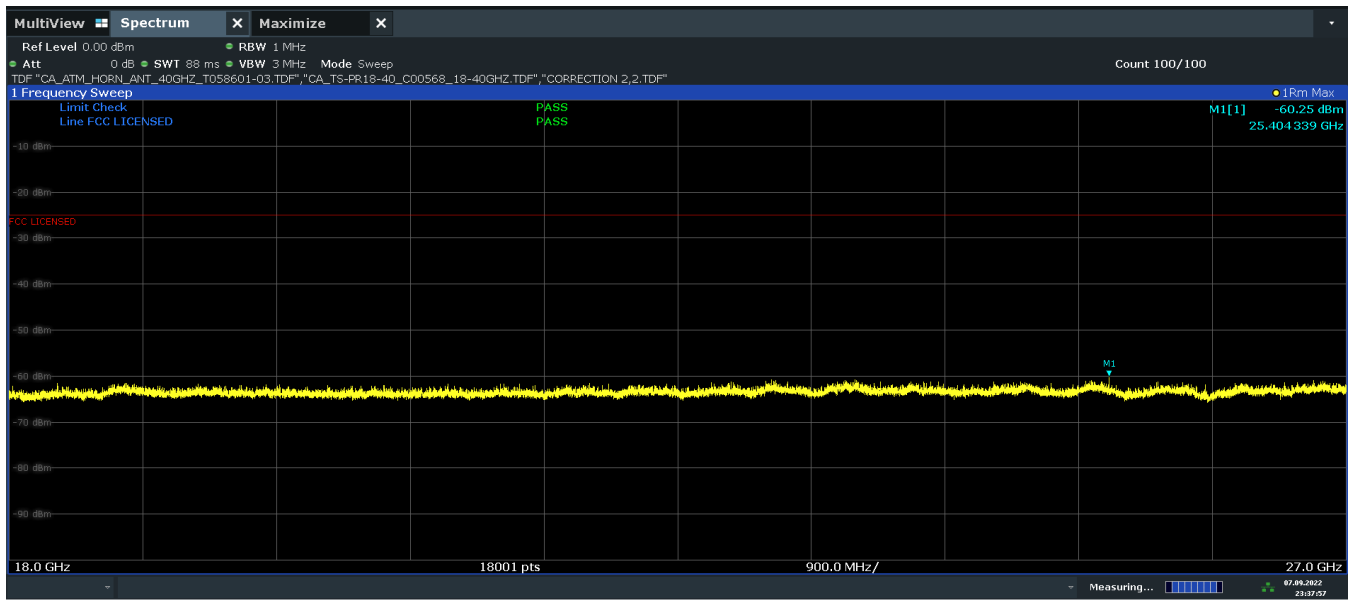
**Table 7-61. Radiated Spurious Data (NR Band n7 – High Channel)**

FCC ID: BCGA2757	 <b>PART 27 MEASUREMENT REPORT</b>		Approved by: Technical Manager
Test Report S/N: 1C2205090023-04-R2.BCG	Test Dates: 7/3/2022 - 9/15/2022	EUT Type: Tablet Device	Page 238 of 284

# NR Band n41

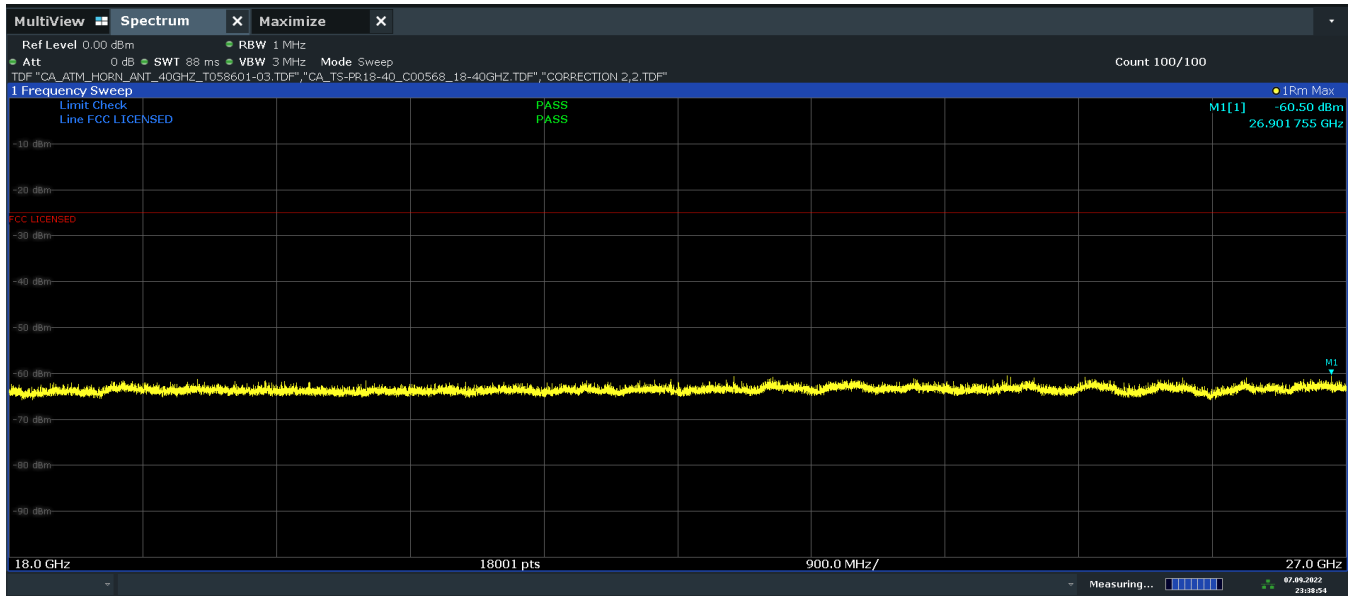


**Plot 7-309. Antenna 4 Radiated Spurious Plot 1GHz – 18GHz (NR Band n41)**



**Plot 7-310. Antenna 4 Radiated Spurious Emission above 18GHz (NR Band n41, Pol. H)**

FCC ID: BCGA2757	<b>PART 27 MEASUREMENT REPORT</b>		<b>Approved by:</b> Technical Manager
<b>Test Report S/N:</b> 1C2205090023-04-R2.BCG	<b>Test Dates:</b> 7/3/2022 - 9/15/2022	<b>EUT Type:</b> Tablet Device	Page 239 of 284



23:38:55 07.09.2022

**Plot 7-311. Antenna 4 Radiated Spurious Emission above 18GHz (NR Band n41, Pol. V)**

<b>FCC ID:</b> BCGA2757	<b>PART 27 MEASUREMENT REPORT</b>		<b>Approved by:</b> Technical Manager
<b>Test Report S/N:</b> 1C2205090023-04-R2.BCG	<b>Test Dates:</b> 7/3/2022 - 9/15/2022	<b>EUT Type:</b> Tablet Device	Page 240 of 284

V2.2 2/15/2022

Bandwidth (MHz):	100
Frequency (MHz):	2546.0
RB / Offset:	1 / 136

Frequency [MHz]	Ant. Pol. [H/V]	Antenna Height [cm]	Turntable Azimuth [degree]	Analyzer Level [dBm]	AFCL [dB/m]	Field Strength [dBµV/m]	EIRP Spurious Emission Level [dBm]	Limit [dBm]	Margin [dB]
5092.0	H	-	-	-80.07	6.71	33.64	-61.62	-25.00	-36.62
7638.0	H	-	-	-82.80	10.67	34.87	-60.39	-25.00	-35.39
10184.0	H	-	-	-83.06	12.06	36.00	-59.26	-25.00	-34.26

**Table 7-62. Radiated Spurious Data (NR Band n41 – Low Channel)**

Bandwidth (MHz):	100
Frequency (MHz):	2593.0
RB / Offset:	1 / 136


Frequency [MHz]	Ant. Pol. [H/V]	Antenna Height [cm]	Turntable Azimuth [degree]	Analyzer Level [dBm]	AFCL [dB/m]	Field Strength [dBµV/m]	EIRP Spurious Emission Level [dBm]	Limit [dBm]	Margin [dB]
5186.0	H	-	-	-79.67	6.48	33.81	-61.44	-25.00	-36.44
7779.0	H	-	-	-81.84	10.36	35.52	-59.74	-25.00	-34.74
10372.0	H	-	-	-83.04	12.76	36.72	-58.54	-25.00	-33.54

**Table 7-63. Radiated Spurious Data (NR Band n41 – Mid Channel)**

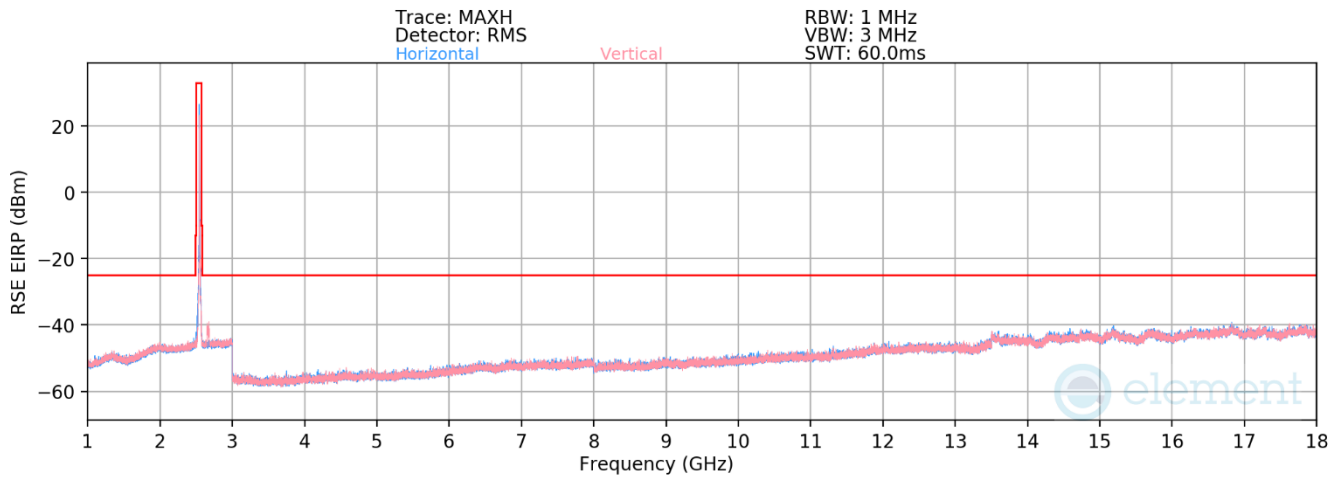
Bandwidth (MHz):	100
Frequency (MHz):	2640.0
RB / Offset:	1 / 136

Frequency [MHz]	Ant. Pol. [H/V]	Antenna Height [cm]	Turntable Azimuth [degree]	Analyzer Level [dBm]	AFCL [dB/m]	Field Strength [dBµV/m]	EIRP Spurious Emission Level [dBm]	Limit [dBm]	Margin [dB]
5280.0	H	-	-	-80.05	7.03	33.98	-61.28	-25.00	-36.28
7920.0	H	395	156	-82.14	10.38	35.24	-60.02	-25.00	-35.02
10560.0	H	-	-	-83.36	13.06	36.70	-58.56	-25.00	-33.56
13200.0	H	-	-	-84.04	15.86	38.82	-56.44	-25.00	-31.44
15840.0	H	-	-	-85.33	19.52	41.19	-54.06	-25.00	-29.06

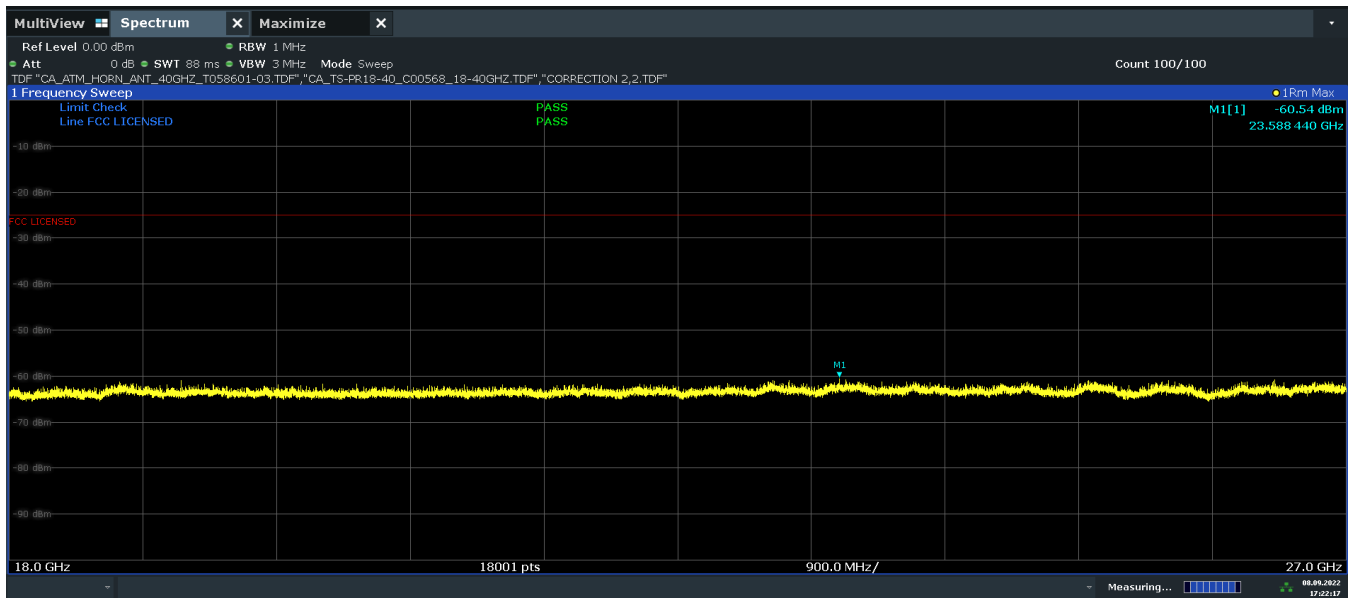
**Table 7-64. Radiated Spurious Data (NR Band n41 – High Channel)**

FCC ID: BCGA2757	 <b>PART 27 MEASUREMENT REPORT</b>		Approved by: Technical Manager
Test Report S/N: 1C2205090023-04-R2.BCG	Test Dates: 7/3/2022 - 9/15/2022	EUT Type: Tablet Device	Page 241 of 284

# ULCA - LTE B7



**Plot 7-312. Antenna 4 Radiated Spurious Plot 1GHz – 18GHz (ULCA LTE B7)**

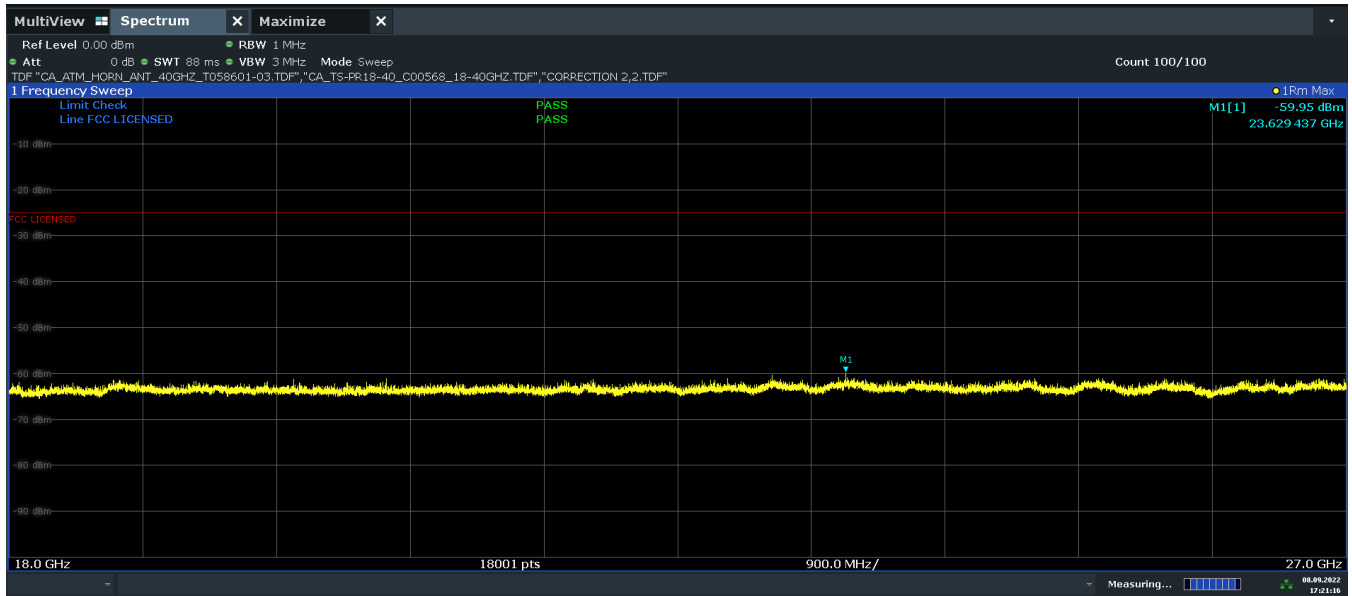


**Plot 7-313. Antenna 4 Radiated Spurious Emission above 18GHz (ULCA LTE B7, Pol. H)**

FCC ID: BCGA2757	<b>PART 27 MEASUREMENT REPORT</b>		Approved by: Technical Manager
Test Report S/N: 1C2205090023-04-R2.BCG	Test Dates: 7/3/2022 - 9/15/2022	EUT Type: Tablet Device	Page 242 of 284

V2.2 2/15/2022





17:21:17 08.09.2022

**Plot 7-314. Antenna 4 Radiated Spurious Emission above 18GHz (ULCA LTE B7, Pol. V)**

<b>FCC ID:</b> BCGA2757	<b>PART 27 MEASUREMENT REPORT</b>		<b>Approved by:</b> Technical Manager
<b>Test Report S/N:</b> 1C2205090023-04-R2.BCG	<b>Test Dates:</b> 7/3/2022 - 9/15/2022	<b>EUT Type:</b> Tablet Device	Page 243 of 284

V2.2 2/15/2022

PCC Bandwidth (MHz):	20
PCC Frequency (MHz):	2510.0
PCC RB / Offset:	1 / 99
SCC Bandwidth (MHz):	20
SCC Frequency (MHz):	2529.8
SCC RB / Offset:	1 / 0

Frequency [MHz]	Ant. Pol. [H/V]	Antenna Height [cm]	Turntable Azimuth [degree]	Analyzer Level [dBm]	AFCL [dB/m]	Field Strength [dBμV/m]	EIRP Spurious Emission Level [dBm]	Limit [dBm]	Margin [dB]
5020.0	V	-	-	-79.87	7.60	34.73	-60.53	-25.00	-35.53
7530.0	V	110	360	-75.77	10.96	42.19	-53.07	-25.00	-28.07
10040.0	V	-	-	-81.63	13.87	39.24	-56.01	-25.00	-31.01
12550.0	V	-	-	-83.30	18.96	42.66	-52.60	-25.00	-27.60
15060.0	V	-	-	-82.30	20.94	45.64	-49.62	-25.00	-24.62

**Table 7-65. Radiated Spurious Data (ULCA LTE B7 – Low Channel)**

PCC Bandwidth (MHz):	20
PCC Frequency (MHz):	2535.0
PCC RB / Offset:	1 / 99
SCC Bandwidth (MHz):	20
SCC Frequency (MHz):	2554.8
SCC RB / Offset:	1 / 0


Frequency [MHz]	Ant. Pol. [H/V]	Antenna Height [cm]	Turntable Azimuth [degree]	Analyzer Level [dBm]	AFCL [dB/m]	Field Strength [dBμV/m]	EIRP Spurious Emission Level [dBm]	Limit [dBm]	Margin [dB]
5070.0	V	278	197	-74.64	7.42	39.78	-55.48	-25.00	-30.48
7605.0	V	273	210	-76.15	10.93	41.78	-53.48	-25.00	-28.48
10140.0	V	-	-	-81.86	14.68	39.82	-55.43	-25.00	-30.43
12675.0	V	-	-	-83.16	18.68	42.52	-52.74	-25.00	-27.74
15210.0	V	-	-	-82.68	21.36	45.68	-49.57	-25.00	-24.57

**Table 7-66. Radiated Spurious Data (ULCA LTE B7 – Mid Channel)**

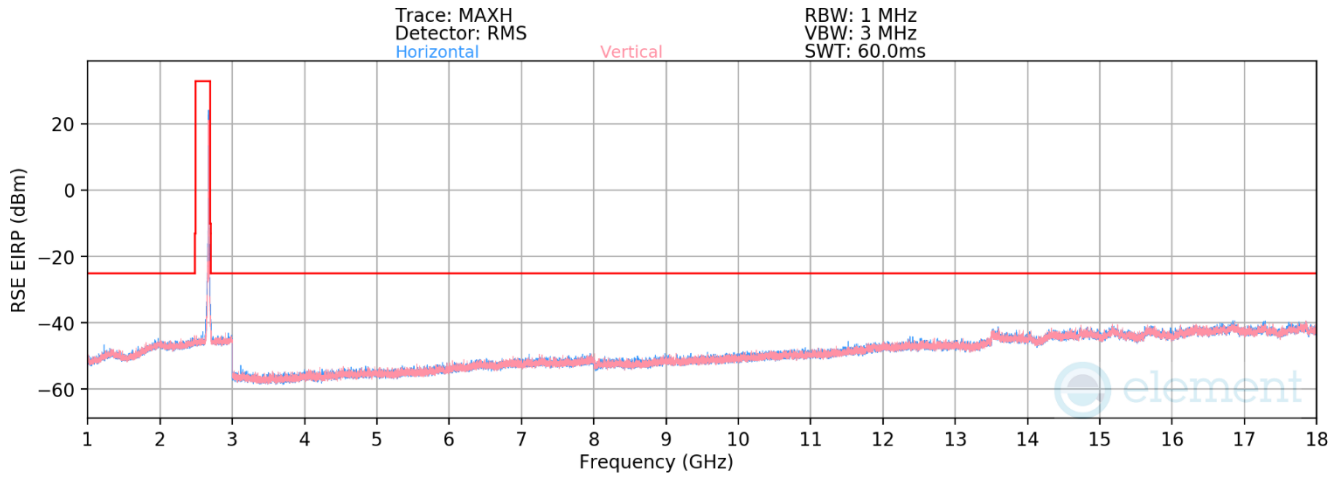
PCC Bandwidth (MHz):	20
PCC Frequency (MHz):	2560.0
PCC RB / Offset:	1 / 0
SCC Bandwidth (MHz):	20
SCC Frequency (MHz):	2540.2
SCC RB / Offset:	1 / 99

Frequency [MHz]	Ant. Pol. [H/V]	Antenna Height [cm]	Turntable Azimuth [degree]	Analyzer Level [dBm]	AFCL [dB/m]	Field Strength [dBμV/m]	EIRP Spurious Emission Level [dBm]	Limit [dBm]	Margin [dB]
5120.0	V	292	195	-77.23	7.72	37.49	-57.77	-25.00	-32.77
7680.0	V	273	250	-74.22	10.32	43.10	-52.16	-25.00	-27.16
10240.0	V	-	-	-81.77	14.11	39.34	-55.92	-25.00	-30.92
12800.0	V	-	-	-83.12	19.17	43.05	-52.21	-25.00	-27.21
15360.0	V	-	-	-82.93	21.13	45.20	-50.06	-25.00	-25.06

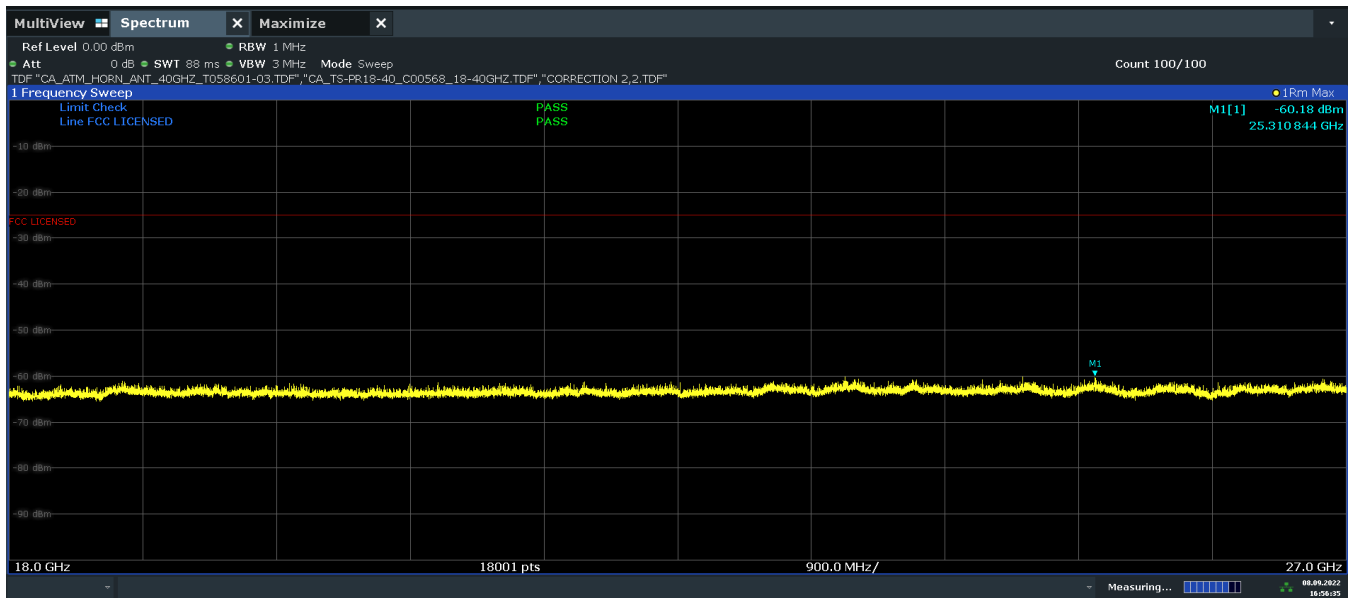
**Table 7-67. Radiated Spurious Data (ULCA LTE B7 – High Channel)**

FCC ID: BCGA2757	 <b>PART 27 MEASUREMENT REPORT</b>		Approved by: Technical Manager
Test Report S/N: 1C2205090023-04-R2.BCG	Test Dates: 7/3/2022 - 9/15/2022	EUT Type: Tablet Device	Page 244 of 284

# ULCA - LTE B41



Plot 7-315. Antenna 4 Radiated Spurious Plot 1GHz – 18GHz (ULCA LTE B41)

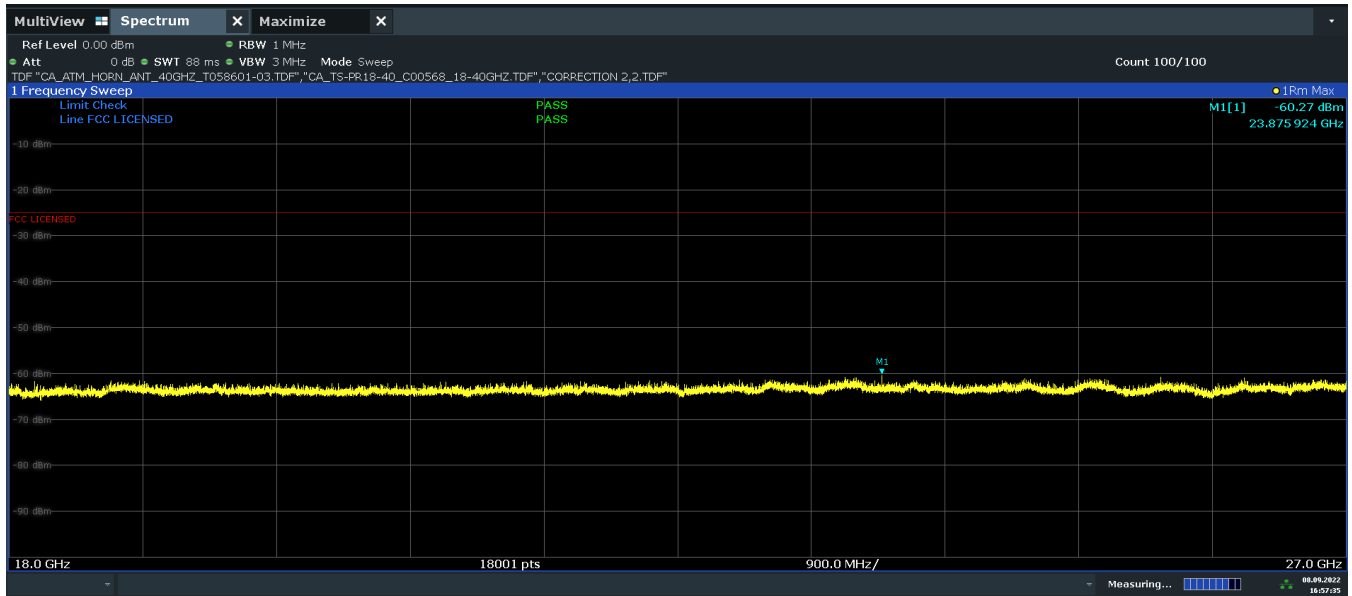


16:56:35 08.09.2022

Plot 7-316. Antenna 4 Radiated Spurious Emission above 18GHz (ULCA LTE B41, Pol. H)

FCC ID: BCGA2757	PART 27 MEASUREMENT REPORT		Approved by: Technical Manager
Test Report S/N: 1C2205090023-04-R2.BCG	Test Dates: 7/3/2022 - 9/15/2022	EUT Type: Tablet Device	Page 245 of 284

V2.2 2/15/2022



16:57:36 08.09.2022

**Plot 7-317. Antenna 4 Radiated Spurious Emission above 18GHz (ULCA LTE B41, Pol. V)**

<b>FCC ID:</b> BCGA2757	<b>PART 27 MEASUREMENT REPORT</b>		<b>Approved by:</b> Technical Manager
<b>Test Report S/N:</b> 1C2205090023-04-R2.BCG	<b>Test Dates:</b> 7/3/2022 - 9/15/2022	<b>EUT Type:</b> Tablet Device	Page 246 of 284

V2.2 2/15/2022

PCC Bandwidth (MHz):	20
PCC Frequency (MHz):	2506.0
PCC RB / Offset:	1 / 99
SCC Bandwidth (MHz):	20
SCC Frequency (MHz):	2525.8
SCC RB / Offset:	1 / 0

Frequency [MHz]	Ant. Pol. [H/V]	Antenna Height [cm]	Turntable Azimuth [degree]	Analyzer Level [dBm]	AFCL [dB/m]	Field Strength [dBμV/m]	EIRP Spurious Emission Level [dBm]	Limit [dBm]	Margin [dB]
5012.0	V	328	57	-78.54	7.58	36.04	-59.22	-25.00	-34.22
7518.0	V	254	58	-77.23	10.86	40.63	-54.63	-25.00	-29.63
10024.0	V	-	-	-81.76	13.71	38.95	-56.30	-25.00	-31.30
12530.0	V	-	-	-83.18	18.55	42.37	-52.89	-25.00	-27.89
15036.0	V	-	-	-82.25	20.61	45.36	-49.89	-25.00	-24.89

**Table 7-68. Radiated Spurious Data (ULCA LTE B41 – Low Channel)**

PCC Bandwidth (MHz):	20
PCC Frequency (MHz):	2593.0
PCC RB / Offset:	1 / 99
SCC Bandwidth (MHz):	20
SCC Frequency (MHz):	2612.8
SCC RB / Offset:	1 / 0


Frequency [MHz]	Ant. Pol. [H/V]	Antenna Height [cm]	Turntable Azimuth [degree]	Analyzer Level [dBm]	AFCL [dB/m]	Field Strength [dBμV/m]	EIRP Spurious Emission Level [dBm]	Limit [dBm]	Margin [dB]
5186.0	V	-	-	-79.76	7.66	34.90	-60.36	-25.00	-35.36
7779.0	V	214	101	-79.49	10.80	38.31	-56.95	-25.00	-31.95
10372.0	V	-	-	-82.20	14.81	39.61	-55.65	-25.00	-30.65
12965.0	V	-	-	-83.55	18.38	41.83	-53.43	-25.00	-28.43
15558.0	V	-	-	-83.54	21.84	45.30	-49.96	-25.00	-24.96

**Table 7-69. Radiated Spurious Data (ULCA LTE B41 – Mid Channel)**

PCC Bandwidth (MHz):	20
PCC Frequency (MHz):	2680.0
PCC RB / Offset:	1 / 0
SCC Bandwidth (MHz):	20
SCC Frequency (MHz):	2660.2
SCC RB / Offset:	1 / 99

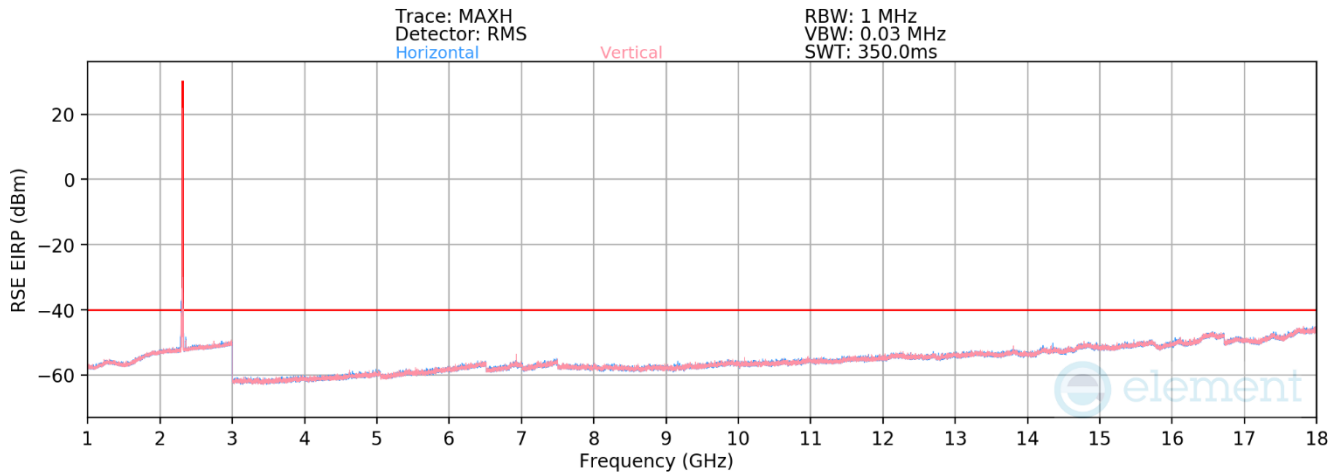
Frequency [MHz]	Ant. Pol. [H/V]	Antenna Height [cm]	Turntable Azimuth [degree]	Analyzer Level [dBm]	AFCL [dB/m]	Field Strength [dBμV/m]	EIRP Spurious Emission Level [dBm]	Limit [dBm]	Margin [dB]
5360.0	V	-	-	-80.41	8.32	34.91	-60.34	-25.00	-35.34
8040.0	V	251	112	-76.23	11.03	41.80	-53.46	-25.00	-28.46
10720.0	V	-	-	-81.97	15.87	40.90	-54.35	-25.00	-29.35
13400.0	V	-	-	-82.85	18.38	42.53	-52.73	-25.00	-27.73
16080.0	V	-	-	-83.77	22.40	45.63	-49.63	-25.00	-24.63

**Table 7-70. Radiated Spurious Data (ULCA LTE B41 – High Channel)**

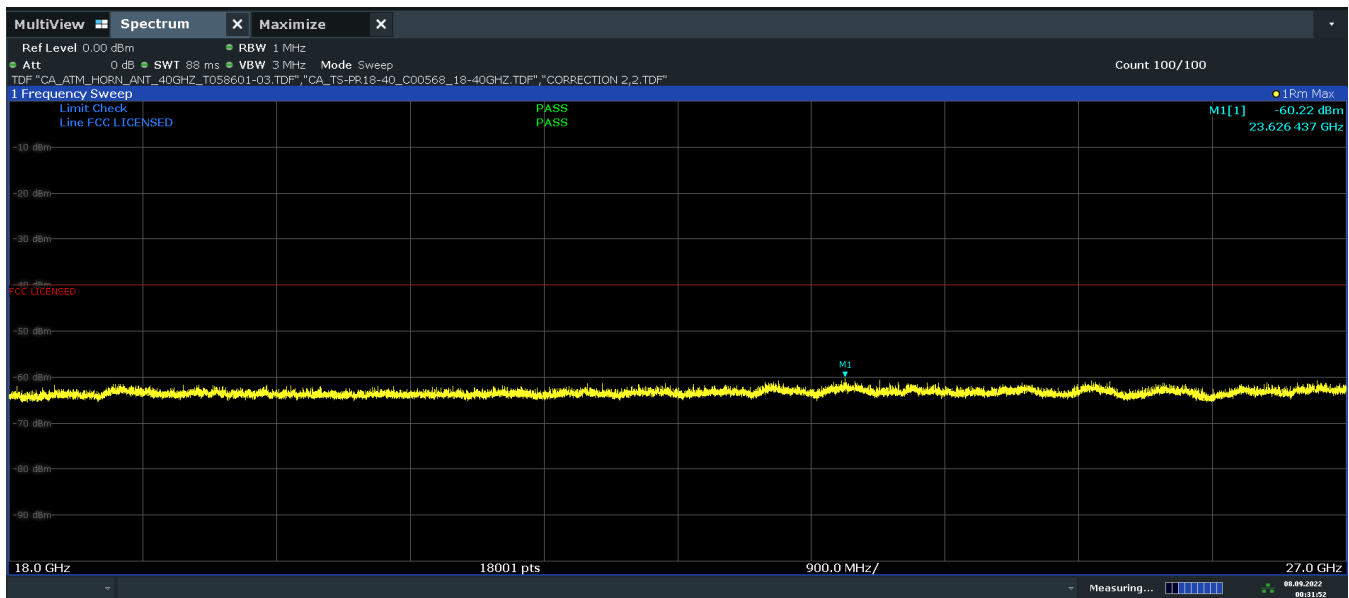
FCC ID: BCGA2757	 <b>PART 27 MEASUREMENT REPORT</b>		Approved by: Technical Manager
Test Report S/N: 1C2205090023-04-R2.BCG	Test Dates: 7/3/2022 - 9/15/2022	EUT Type: Tablet Device	Page 247 of 284

## 7.7.2 Antenna 2b Radiated Spurious Emission Measurements

### LTE Band 30



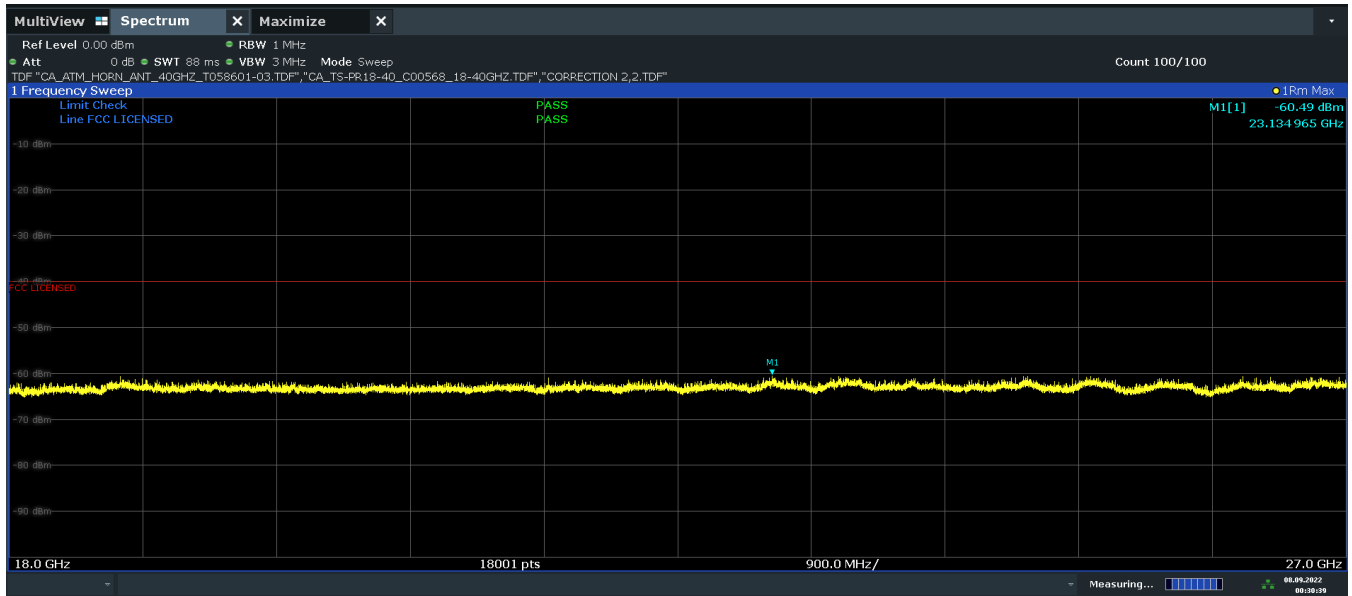
Plot 7-318. Antenna 2b Radiated Spurious Plot 1GHz – 18GHz (LTE Band 30)



Plot 7-319. Antenna 2b Radiated Spurious Emission above 18GHz (LTE Band 30, Pol. H)

FCC ID: BCGA2757	PART 27 MEASUREMENT REPORT		Approved by: Technical Manager
Test Report S/N: 1C2205090023-04-R2.BCG	Test Dates: 7/3/2022 - 9/15/2022	EUT Type: Tablet Device	Page 248 of 284

V2.2 2/15/2022



00:30:39 08.09.2022

**Plot 7-320. Antenna 2b Radiated Spurious Emission above 18GHz (LTE Band 30, Pol. V)**

FCC ID: BCGA2757	<b>PART 27 MEASUREMENT REPORT</b>		<b>Approved by:</b> Technical Manager
<b>Test Report S/N:</b> 1C2205090023-04-R2.BCG	<b>Test Dates:</b> 7/3/2022 - 9/15/2022	<b>EUT Type:</b> Tablet Device	Page 249 of 284

V2.2 2/15/2022

Bandwidth (MHz):	5
Frequency (MHz):	2307.5
RB / Offset:	1 / 12

Frequency [MHz]	Ant. Pol. [H/V]	Antenna Height [cm]	Turntable Azimuth [degree]	Analyzer Level [dBm]	AFCL [dB/m]	Field Strength [dBμV/m]	EIRP Spurious Emission Level [dBm]	Limit [dBm]	Margin [dB]
4615.0	H	247	42	-78.81	6.82	35.01	-60.24	-40.00	-20.24
6922.5	H	-	-	-80.20	10.30	37.10	-58.16	-40.00	-18.16
9230.0	H	-	-	-81.01	12.14	38.13	-57.13	-40.00	-17.13
11537.5	H	-	-	-82.41	16.79	41.38	-53.88	-40.00	-13.88

**Table 7-71. Radiated Spurious Data (LTE Band 30 – Low Channel)**

Bandwidth (MHz):	10
Frequency (MHz):	2310.0
RB / Offset:	1 / 25


Frequency [MHz]	Ant. Pol. [H/V]	Antenna Height [cm]	Turntable Azimuth [degree]	Analyzer Level [dBm]	AFCL [dB/m]	Field Strength [dBμV/m]	EIRP Spurious Emission Level [dBm]	Limit [dBm]	Margin [dB]
4620.0	H	331	160	-78.44	6.76	35.32	-59.94	-40.00	-19.94
6930.0	H	-	-	-80.04	10.26	37.22	-58.04	-40.00	-18.04
9240.0	H	-	-	-80.86	12.31	38.45	-56.80	-40.00	-16.80
11550.0	H	-	-	-82.47	16.73	41.26	-53.99	-40.00	-13.99

**Table 7-72. Radiated Spurious Data (LTE Band 30 – Mid Channel)**

Bandwidth (MHz):	5
Frequency (MHz):	2312.5
RB / Offset:	1 / 12

Frequency [MHz]	Ant. Pol. [H/V]	Antenna Height [cm]	Turntable Azimuth [degree]	Analyzer Level [dBm]	AFCL [dB/m]	Field Strength [dBμV/m]	EIRP Spurious Emission Level [dBm]	Limit [dBm]	Margin [dB]
4625.00	H	215	143	-78.75	6.79	35.04	-60.22	-40.00	-20.22
6937.50	H	-	-	-80.10	10.24	37.14	-58.12	-40.00	-18.12
9250.00	H	-	-	-80.81	12.38	38.57	-56.69	-40.00	-16.69
11562.50	H	-	-	-82.23	16.59	41.36	-53.90	-40.00	-13.90

**Table 7-73. Radiated Spurious Data (LTE Band 30 – High Channel)**

FCC ID: BCGA2757	 <b>PART 27 MEASUREMENT REPORT</b>	Approved by: Technical Manager
Test Report S/N: 1C2205090023-04-R2.BCG	Test Dates: 7/3/2022 - 9/15/2022	EUT Type: Tablet Device
		Page 250 of 284



## LTE Band 7

Bandwidth (MHz):	20
Frequency (MHz):	2510.0
RB / Offset:	1 / 50

Frequency [MHz]	Ant. Pol. [H/V]	Antenna Height [cm]	Turntable Azimuth [degree]	Analyzer Level [dBm]	AFCL [dB/m]	Field Strength [dBμV/m]	EIRP Spurious Emission Level [dBm]	Limit [dBm]	Margin [dB]
5020.0	V	269	52	-75.20	7.63	39.43	-55.83	-25.00	-30.83
7530.0	V	258	55	-76.44	10.98	41.54	-53.72	-25.00	-28.72
10040.0	V	-	-	-81.85	13.88	39.03	-56.23	-25.00	-31.23
12550.0	V	-	-	-83.01	18.96	42.95	-52.31	-25.00	-27.31
15060.0	V	-	-	-82.40	20.92	45.52	-49.74	-25.00	-24.74

**Table 7-74. Radiated Spurious Data (LTE Band 7 – Low Channel)**

Bandwidth (MHz):	20
Frequency (MHz):	2535.0
RB / Offset:	1 / 50


Frequency [MHz]	Ant. Pol. [H/V]	Antenna Height [cm]	Turntable Azimuth [degree]	Analyzer Level [dBm]	AFCL [dB/m]	Field Strength [dBμV/m]	EIRP Spurious Emission Level [dBm]	Limit [dBm]	Margin [dB]
5070.0	V	295	51	-74.36	7.44	40.08	-55.18	-25.00	-30.18
7605.0	V	271	28	-77.25	10.90	40.65	-54.60	-25.00	-29.60
10140.0	V	-	-	-81.84	14.67	39.83	-55.42	-25.00	-30.42
12675.0	V	-	-	-83.24	18.69	42.45	-52.81	-25.00	-27.81
15210.0	V	-	-	-82.27	21.43	46.16	-49.10	-25.00	-24.10

**Table 7-75. Radiated Spurious Data (LTE Band 7 – Mid Channel)**

Bandwidth (MHz):	20
Frequency (MHz):	2560.0
RB / Offset:	1 / 50

Frequency [MHz]	Ant. Pol. [H/V]	Antenna Height [cm]	Turntable Azimuth [degree]	Analyzer Level [dBm]	AFCL [dB/m]	Field Strength [dBμV/m]	EIRP Spurious Emission Level [dBm]	Limit [dBm]	Margin [dB]
5120.00	V	305	52	-73.91	7.67	40.76	-54.50	-25.00	-29.50
7680.00	V	277	85	-76.86	10.32	40.46	-54.80	-25.00	-29.80
10240.00	V	-	-	-81.69	14.12	39.43	-55.82	-25.00	-30.82
12800.00	V	-	-	-82.96	19.19	43.23	-52.03	-25.00	-27.03
15360.00	V	-	-	-82.97	21.16	45.19	-50.07	-25.00	-25.07

**Table 7-76. Radiated Spurious Data (LTE Band 7 – High Channel)**

FCC ID: BCGA2757	 <b>PART 27 MEASUREMENT REPORT</b>		Approved by: Technical Manager
Test Report S/N: 1C2205090023-04-R2.BCG	Test Dates: 7/3/2022 - 9/15/2022	EUT Type: Tablet Device	Page 251 of 284

## LTE Band 41

Bandwidth (MHz):	20
Frequency (MHz):	2506.0
RB / Offset:	1 / 50

Frequency [MHz]	Ant. Pol. [H/V]	Antenna Height [cm]	Turntable Azimuth [degree]	Analyzer Level [dBm]	AFCL [dB/m]	Field Strength [dBμV/m]	EIRP Spurious Emission Level [dBm]	Limit [dBm]	Margin [dB]
5012.0	V	304	54	-69.96	7.58	44.62	-50.64	-25.00	-25.64
7518.0	V	259	53	-71.30	10.86	46.56	-48.70	-25.00	-23.70
10024.0	V	-	-	-81.58	13.71	39.13	-56.12	-25.00	-31.12
12530.0	V	-	-	-83.16	18.55	42.39	-52.87	-25.00	-27.87
15036.0	V	-	-	-82.80	20.61	44.81	-50.44	-25.00	-25.44

**Table 7-77. Radiated Spurious Data (LTE Band 41 – Low Channel)**

Bandwidth (MHz):	20
Frequency (MHz):	2593.0
RB / Offset:	1 / 50


Frequency [MHz]	Ant. Pol. [H/V]	Antenna Height [cm]	Turntable Azimuth [degree]	Analyzer Level [dBm]	AFCL [dB/m]	Field Strength [dBμV/m]	EIRP Spurious Emission Level [dBm]	Limit [dBm]	Margin [dB]
5186.0	V	288	48	-70.96	7.66	43.70	-51.56	-25.00	-26.56
7779.0	V	260	238	-70.84	10.80	46.96	-48.30	-25.00	-23.30
10372.0	V	-	-	-81.95	14.81	39.86	-55.40	-25.00	-30.40
12965.0	V	-	-	-83.47	18.38	41.91	-53.35	-25.00	-28.35
15558.0	V	-	-	-83.74	21.84	45.10	-50.16	-25.00	-25.16

**Table 7-78. Radiated Spurious Data (LTE Band 41 – Mid Channel)**

Bandwidth (MHz):	20
Frequency (MHz):	2680.0
RB / Offset:	1 / 50

Frequency [MHz]	Ant. Pol. [H/V]	Antenna Height [cm]	Turntable Azimuth [degree]	Analyzer Level [dBm]	AFCL [dB/m]	Field Strength [dBμV/m]	EIRP Spurious Emission Level [dBm]	Limit [dBm]	Margin [dB]
5360.0	V	263	46	-73.95	8.32	41.37	-53.88	-25.00	-28.88
8040.0	V	123	123	-73.88	11.03	44.15	-51.11	-25.00	-26.11
10720.0	V	-	-	-82.18	15.87	40.69	-54.56	-25.00	-29.56
13400.0	V	-	-	-83.08	18.38	42.30	-52.96	-25.00	-27.96
16080.0	V	-	-	-84.22	22.40	45.18	-50.08	-25.00	-25.08

**Table 7-79. Radiated Spurious Data (LTE Band 41 – High Channel)**

FCC ID: BCGA2757	 <b>PART 27 MEASUREMENT REPORT</b>		Approved by: Technical Manager
Test Report S/N: 1C2205090023-04-R2.BCG	Test Dates: 7/3/2022 - 9/15/2022	EUT Type: Tablet Device	Page 252 of 284

## NR Band n30

Bandwidth (MHz):	5
Frequency (MHz):	2307.5
RB / Offset:	1 / 25

Frequency [MHz]	Ant. Pol. [H/V]	Antenna Height [cm]	Turntable Azimuth [degree]	Analyzer Level [dBm]	AFCL [dB/m]	Field Strength [dBμV/m]	EIRP Spurious Emission Level [dBm]	Limit [dBm]	Margin [dB]
4615.0	V	-	-	-79.06	5.07	33.01	-62.25	-40.00	-22.25
6922.5	V	-	-	-79.53	7.65	35.12	-60.14	-40.00	-20.14
9230.0	V	-	-	-80.95	10.30	36.35	-58.91	-40.00	-18.91

**Table 7-80. Radiated Spurious Data (NR Band n30 – Low Channel)**

Bandwidth (MHz):	10
Frequency (MHz):	2310.0
RB / Offset:	1 / 25


Frequency [MHz]	Ant. Pol. [H/V]	Antenna Height [cm]	Turntable Azimuth [degree]	Analyzer Level [dBm]	AFCL [dB/m]	Field Strength [dBμV/m]	EIRP Spurious Emission Level [dBm]	Limit [dBm]	Margin [dB]
4620.0	V	-	-	-79.09	4.98	32.89	-62.37	-40.00	-22.37
6930.0	V	-	-	-79.72	7.68	34.96	-60.30	-40.00	-20.30
9240.0	V	-	-	-81.01	10.51	36.50	-58.76	-40.00	-18.76

**Table 7-81. Radiated Spurious Data (NR Band n30 – Mid Channel)**

Bandwidth (MHz):	5
Frequency (MHz):	2312.5
RB / Offset:	1 / 25

Frequency [MHz]	Ant. Pol. [H/V]	Antenna Height [cm]	Turntable Azimuth [degree]	Analyzer Level [dBm]	AFCL [dB/m]	Field Strength [dBμV/m]	EIRP Spurious Emission Level [dBm]	Limit [dBm]	Margin [dB]
4625.0	V	-	-	-79.13	4.88	32.75	-62.50	-40.00	-22.50
6937.5	V	-	-	-79.74	7.71	34.97	-60.29	-40.00	-20.29
9250.0	V	-	-	-80.92	10.61	36.69	-58.57	-40.00	-18.57

**Table 7-82. Radiated Spurious Data (NR Band n30 – High Channel)**

FCC ID: BCGA2757	 <b>PART 27 MEASUREMENT REPORT</b>		Approved by: Technical Manager
Test Report S/N: 1C2205090023-04-R2.BCG	Test Dates: 7/3/2022 - 9/15/2022	EUT Type: Tablet Device	Page 253 of 284

## NR Band n7

Bandwidth (MHz):	40
Frequency (MHz):	2520.0
RB / Offset:	1 / 108

Frequency [MHz]	Ant. Pol. [H/V]	Antenna Height [cm]	Turntable Azimuth [degree]	Analyzer Level [dBm]	AFCL [dB/m]	Field Strength [dBµV/m]	EIRP Spurious Emission Level [dBm]	Limit [dBm]	Margin [dB]
5040.0	V	296	44	-64.69	5.68	47.99	-47.27	-25.00	-22.27
7560.0	V	247	53	-78.38	8.98	37.60	-57.66	-25.00	-32.66
10080.0	V	-	-	-81.69	11.56	36.87	-58.39	-25.00	-33.39
12600.0	V	-	-	-82.21	14.62	39.41	-55.85	-25.00	-30.85
15120.0	V	-	-	-82.54	15.78	40.24	-55.02	-25.00	-30.02

**Table 7-83. Radiated Spurious Data (NR Band n7 – Low Channel)**

Bandwidth (MHz):	40
Frequency (MHz):	2535.0
RB / Offset:	1 / 108


Frequency [MHz]	Ant. Pol. [H/V]	Antenna Height [cm]	Turntable Azimuth [degree]	Analyzer Level [dBm]	AFCL [dB/m]	Field Strength [dBµV/m]	EIRP Spurious Emission Level [dBm]	Limit [dBm]	Margin [dB]
5070.0	V	288	47	-80.26	6.05	32.79	-72.01	-25.00	-47.01
7605.0	V	259	50	-73.14	9.23	43.09	-61.71	-25.00	-36.71
10140.0	V	-	-	-81.67	11.86	37.19	-67.61	-25.00	-42.61
12675.0	V	-	-	-81.91	14.95	40.04	-64.76	-25.00	-39.76
15210.0	V	-	-	-82.66	15.89	40.23	-64.57	-25.00	-39.57

**Table 7-84. Radiated Spurious Data (NR Band n7 – Mid Channel)**

Bandwidth (MHz):	40
Frequency (MHz):	2550.0
RB / Offset:	1 / 108

Frequency [MHz]	Ant. Pol. [H/V]	Antenna Height [cm]	Turntable Azimuth [degree]	Analyzer Level [dBm]	AFCL [dB/m]	Field Strength [dBµV/m]	EIRP Spurious Emission Level [dBm]	Limit [dBm]	Margin [dB]
5100.0	V	-	-	-80.26	6.18	32.92	-71.88	-25.00	-46.88
7650.0	V	263	47	-78.56	9.30	37.74	-67.06	-25.00	-42.06
10200.0	V	-	-	-81.65	11.95	37.30	-67.50	-25.00	-42.50
12750.0	V	-	-	-82.29	15.18	39.89	-64.91	-25.00	-39.91
15300.0	V	-	-	-83.74	16.64	39.90	-64.90	-25.00	-39.90

**Table 7-85. Radiated Spurious Data (NR Band n7 – High Channel)**

FCC ID: BCGA2757	 <b>PART 27 MEASUREMENT REPORT</b>		Approved by: Technical Manager
Test Report S/N: 1C2205090023-04-R2.BCG	Test Dates: 7/3/2022 - 9/15/2022	EUT Type: Tablet Device	Page 254 of 284

## NR Band n41

Bandwidth (MHz):	100
Frequency (MHz):	2546.0
RB / Offset:	1 / 136

Frequency [MHz]	Ant. Pol. [H/V]	Antenna Height [cm]	Turntable Azimuth [degree]	Analyzer Level [dBm]	AFCL [dB/m]	Field Strength [dBμV/m]	EIRP Spurious Emission Level [dBm]	Limit [dBm]	Margin [dB]
5092.0	H	-	-	-80.06	6.71	33.65	-61.61	-25.00	-36.61
7638.0	H	-	-	-83.11	10.67	34.56	-60.70	-25.00	-35.70
10184.0	H	-	-	-83.04	12.06	36.02	-59.24	-25.00	-34.24

**Table 7-86. Radiated Spurious Data (NR Band n41 – Low Channel)**

Bandwidth (MHz):	100
Frequency (MHz):	2593.0
RB / Offset:	1 / 136


Frequency [MHz]	Ant. Pol. [H/V]	Antenna Height [cm]	Turntable Azimuth [degree]	Analyzer Level [dBm]	AFCL [dB/m]	Field Strength [dBμV/m]	EIRP Spurious Emission Level [dBm]	Limit [dBm]	Margin [dB]
5186.0	H	-	-	-79.96	6.48	33.52	-61.73	-25.00	-36.73
7779.0	H	-	-	-82.67	10.36	34.69	-60.57	-25.00	-35.57
10372.0	H	-	-	-82.92	12.76	36.84	-58.42	-25.00	-33.42

**Table 7-87. Radiated Spurious Data (NR Band n41 – Mid Channel)**

Bandwidth (MHz):	100
Frequency (MHz):	2640.0
RB / Offset:	1 / 136

Frequency [MHz]	Ant. Pol. [H/V]	Antenna Height [cm]	Turntable Azimuth [degree]	Analyzer Level [dBm]	AFCL [dB/m]	Field Strength [dBμV/m]	EIRP Spurious Emission Level [dBm]	Limit [dBm]	Margin [dB]
5280.0	H	-	-	-79.88	7.03	34.15	-61.11	-25.00	-36.11
7920.0	H	-	-	-82.75	10.38	34.63	-60.63	-25.00	-35.63
10560.0	H	-	-	-83.19	13.06	36.87	-58.39	-25.00	-33.39

**Table 7-88. Radiated Spurious Data (NR Band n41 – High Channel)**

FCC ID: BCGA2757	 <b>PART 27 MEASUREMENT REPORT</b>		Approved by: Technical Manager
Test Report S/N: 1C2205090023-04-R2.BCG	Test Dates: 7/3/2022 - 9/15/2022	EUT Type: Tablet Device	Page 255 of 284

## ULCA - LTE B7

PCC Bandwidth (MHz):	20
PCC Frequency (MHz):	2510.0
PCC RB / Offset:	1 / 99
SCC Bandwidth (MHz):	20
SCC Frequency (MHz):	2529.8
SCC RB / Offset:	1 / 0

Frequency [MHz]	Ant. Pol. [H/V]	Antenna Height [cm]	Turntable Azimuth [degree]	Analyzer Level [dBm]	AFCL [dB/m]	Field Strength [dBμV/m]	EIRP Spurious Emission Level [dBm]	Limit [dBm]	Margin [dB]
5020.0	V	305	249	-79.36	7.60	35.24	-60.02	-25.00	-35.02
7530.0	V	259	236	-76.68	10.96	41.28	-53.98	-25.00	-28.98
10040.0	V	-	-	-81.87	13.87	39.00	-56.25	-25.00	-31.25
12550.0	V	-	-	-83.14	18.96	42.82	-52.44	-25.00	-27.44
15060.0	V	-	-	-82.92	20.94	45.02	-50.24	-25.00	-25.24

Table 7-89. Radiated Spurious Data (ULCA LTE B7 – Low Channel)

PCC Bandwidth (MHz):	20
PCC Frequency (MHz):	2535.0
PCC RB / Offset:	1 / 99
SCC Bandwidth (MHz):	20
SCC Frequency (MHz):	2554.8
SCC RB / Offset:	1 / 0


Frequency [MHz]	Ant. Pol. [H/V]	Antenna Height [cm]	Turntable Azimuth [degree]	Analyzer Level [dBm]	AFCL [dB/m]	Field Strength [dBμV/m]	EIRP Spurious Emission Level [dBm]	Limit [dBm]	Margin [dB]
5070.0	V	262	56	-77.60	7.42	36.82	-58.44	-25.00	-33.44
7605.0	V	268	56	-78.50	10.93	39.43	-55.83	-25.00	-30.83
10140.0	V	-	-	-81.52	14.68	40.16	-55.09	-25.00	-30.09
12675.0	V	-	-	-83.25	18.68	42.43	-52.83	-25.00	-27.83
15210.0	V	-	-	-82.52	21.36	45.84	-49.41	-25.00	-24.41

Table 7-90. Radiated Spurious Data (ULCA LTE B7 – Mid Channel)

PCC Bandwidth (MHz):	20
PCC Frequency (MHz):	2560.0
PCC RB / Offset:	1 / 0
SCC Bandwidth (MHz):	20
SCC Frequency (MHz):	2540.2
SCC RB / Offset:	1 / 99

Frequency [MHz]	Ant. Pol. [H/V]	Antenna Height [cm]	Turntable Azimuth [degree]	Analyzer Level [dBm]	AFCL [dB/m]	Field Strength [dBμV/m]	EIRP Spurious Emission Level [dBm]	Limit [dBm]	Margin [dB]
5120.0	V	285	54	-76.67	7.72	38.05	-57.21	-25.00	-32.21
7680.0	V	276	233	-77.96	10.32	39.36	-55.90	-25.00	-30.90
10240.0	V	-	-	-81.73	14.11	39.38	-55.88	-25.00	-30.88
12800.0	V	-	-	-82.97	19.17	43.20	-52.06	-25.00	-27.06
15360.0	V	-	-	-82.84	21.13	45.29	-49.97	-25.00	-24.97

Table 7-91. Radiated Spurious Data (ULCA LTE B7 – High Channel)

FCC ID: BCGA2757	 <b>PART 27 MEASUREMENT REPORT</b>		Approved by: Technical Manager
Test Report S/N: 1C2205090023-04-R2.BCG	Test Dates: 7/3/2022 - 9/15/2022	EUT Type: Tablet Device	Page 256 of 284

### ULCA - LTE B41

PCC Bandwidth (MHz):	20
PCC Frequency (MHz):	2506.0
PCC RB / Offset:	1 / 99
SCC Bandwidth (MHz):	20
SCC Frequency (MHz):	2525.8
SCC RB / Offset:	1 / 0

Frequency [MHz]	Ant. Pol. [H/V]	Antenna Height [cm]	Turntable Azimuth [degree]	Analyzer Level [dBm]	AFCL [dB/m]	Field Strength [dBµV/m]	EIRP Spurious Emission Level [dBm]	Limit [dBm]	Margin [dB]
5012.0	V	298	33	-82.12	8.52	33.40	-61.86	-25.00	-36.86
7518.0	V	258	54	-76.34	12.54	43.20	-52.06	-25.00	-27.06
10024.0	V	-	-	-84.76	15.41	37.65	-57.60	-25.00	-32.60
12530.0	V	-	-	-84.93	18.16	40.23	-55.03	-25.00	-30.03
15036.0	V	-	-	-85.69	20.10	41.41	-53.84	-25.00	-28.84

**Table 7-92. Radiated Spurious Data (ULCA LTE B41 – Low Channel)**

PCC Bandwidth (MHz):	20
PCC Frequency (MHz):	2593.0
PCC RB / Offset:	1 / 99
SCC Bandwidth (MHz):	20
SCC Frequency (MHz):	2612.8
SCC RB / Offset:	1 / 0


Frequency [MHz]	Ant. Pol. [H/V]	Antenna Height [cm]	Turntable Azimuth [degree]	Analyzer Level [dBm]	AFCL [dB/m]	Field Strength [dBµV/m]	EIRP Spurious Emission Level [dBm]	Limit [dBm]	Margin [dB]
5186.0	V	351	40	-75.99	9.00	40.01	-55.24	-25.00	-30.24
7779.0	V	278	30	-78.86	12.00	40.14	-55.12	-25.00	-30.12
10372.0	V	-	-	-84.27	15.59	38.32	-56.94	-25.00	-31.94
12965.0	V	-	-	-84.68	18.68	41.00	-54.26	-25.00	-29.26
15558.0	V	-	-	-84.91	20.37	42.46	-52.80	-25.00	-27.80

**Table 7-93. Radiated Spurious Data (ULCA LTE B41 – Mid Channel)**

PCC Bandwidth (MHz):	20
PCC Frequency (MHz):	2680.0
PCC RB / Offset:	1 / 0
SCC Bandwidth (MHz):	20
SCC Frequency (MHz):	2660.2
SCC RB / Offset:	1 / 99

Frequency [MHz]	Ant. Pol. [H/V]	Antenna Height [cm]	Turntable Azimuth [degree]	Analyzer Level [dBm]	AFCL [dB/m]	Field Strength [dBµV/m]	EIRP Spurious Emission Level [dBm]	Limit [dBm]	Margin [dB]
5360.0	V	362	106	-81.58	8.71	34.13	-61.13	-25.00	-36.13
8040.0	V	282	106	-81.12	13.14	39.02	-56.23	-25.00	-31.23
10720.0	V	-	-	-84.58	15.81	38.23	-57.02	-25.00	-32.02
13400.0	V	-	-	-85.00	18.53	40.53	-54.73	-25.00	-29.73
16080.0	V	-	-	-84.84	21.57	43.73	-51.53	-25.00	-26.53

**Table 7-94. Radiated Spurious Data (ULCA LTE B41 – High Channel)**

FCC ID: BCGA2757	 <b>PART 27 MEASUREMENT REPORT</b>		Approved by: Technical Manager
Test Report S/N: 1C2205090023-04-R2.BCG	Test Dates: 7/3/2022 - 9/15/2022	EUT Type: Tablet Device	Page 257 of 284

### 7.7.3 Antenna 3a Radiated Spurious Emission Measurements

#### LTE Band 30

Bandwidth (MHz):	5
Frequency (MHz):	2307.5
RB / Offset:	1 / 12

Frequency [MHz]	Ant. Pol. [H/V]	Antenna Height [cm]	Turntable Azimuth [degree]	Analyzer Level [dBm]	AFCL [dB/m]	Field Strength [dBµV/m]	EIRP Spurious Emission Level [dBm]	Limit [dBm]	Margin [dB]
4615.0	H	247	42	-78.81	6.82	35.01	-60.24	-40.00	-20.24
6922.5	H	-	-	-80.20	10.30	37.10	-58.16	-40.00	-18.16
9230.0	H	-	-	-81.01	12.14	38.13	-57.13	-40.00	-17.13
11537.5	H	-	-	-82.41	16.79	41.38	-53.88	-40.00	-13.88

**Table 7-95. Radiated Spurious Data (LTE Band 30 – Low Channel)**

Bandwidth (MHz):	10
Frequency (MHz):	2310.0
RB / Offset:	1 / 25


Frequency [MHz]	Ant. Pol. [H/V]	Antenna Height [cm]	Turntable Azimuth [degree]	Analyzer Level [dBm]	AFCL [dB/m]	Field Strength [dBµV/m]	EIRP Spurious Emission Level [dBm]	Limit [dBm]	Margin [dB]
4620.0	H	331	160	-78.44	6.76	35.32	-59.94	-40.00	-19.94
6930.0	H	-	-	-80.04	10.26	37.22	-58.04	-40.00	-18.04
9240.0	H	-	-	-80.86	12.31	38.45	-56.80	-40.00	-16.80
11550.0	H	-	-	-82.47	16.73	41.26	-53.99	-40.00	-13.99

**Table 7-96. Radiated Spurious Data (LTE Band 30 – Mid Channel)**

Bandwidth (MHz):	5
Frequency (MHz):	2312.5
RB / Offset:	1 / 12

Frequency [MHz]	Ant. Pol. [H/V]	Antenna Height [cm]	Turntable Azimuth [degree]	Analyzer Level [dBm]	AFCL [dB/m]	Field Strength [dBµV/m]	EIRP Spurious Emission Level [dBm]	Limit [dBm]	Margin [dB]
4625.00	H	215	143	-78.75	6.79	35.04	-60.22	-40.00	-20.22
6937.50	H	-	-	-80.10	10.24	37.14	-58.12	-40.00	-18.12
9250.00	H	-	-	-80.81	12.38	38.57	-56.69	-40.00	-16.69
11562.50	H	-	-	-82.23	16.59	41.36	-53.90	-40.00	-13.90

**Table 7-97. Radiated Spurious Data (LTE Band 30 – High Channel)**

FCC ID: BCGA2757	 <b>PART 27 MEASUREMENT REPORT</b>		Approved by: Technical Manager
Test Report S/N: 1C2205090023-04-R2.BCG	Test Dates: 7/3/2022 - 9/15/2022	EUT Type: Tablet Device	Page 258 of 284



## LTE Band 7

Bandwidth (MHz):	20
Frequency (MHz):	2510.0
RB / Offset:	1 / 50

Frequency [MHz]	Ant. Pol. [H/V]	Antenna Height [cm]	Turntable Azimuth [degree]	Analyzer Level [dBm]	AFCL [dB/m]	Field Strength [dBμV/m]	EIRP Spurious Emission Level [dBm]	Limit [dBm]	Margin [dB]
5020.0	V	-	-	-79.83	7.63	34.80	-60.46	-25.00	-35.46
7530.0	V	-	-	-80.64	10.98	37.34	-57.92	-25.00	-32.92
10040.0	V	-	-	-81.88	13.88	39.00	-56.26	-25.00	-31.26

**Table 7-98. Radiated Spurious Data (LTE Band 7 – Low Channel)**

Bandwidth (MHz):	20
Frequency (MHz):	2535.0
RB / Offset:	1 / 50


Frequency [MHz]	Ant. Pol. [H/V]	Antenna Height [cm]	Turntable Azimuth [degree]	Analyzer Level [dBm]	AFCL [dB/m]	Field Strength [dBμV/m]	EIRP Spurious Emission Level [dBm]	Limit [dBm]	Margin [dB]
5070.0	V	-	-	-79.84	7.44	34.60	-60.66	-25.00	-35.66
7605.0	V	-	-	-80.64	10.90	37.26	-57.99	-25.00	-32.99
10140.0	V	-	-	-81.45	14.67	40.22	-55.03	-25.00	-30.03

**Table 7-99. Radiated Spurious Data (LTE Band 7 – Mid Channel)**

Bandwidth (MHz):	20
Frequency (MHz):	2560.0
RB / Offset:	1 / 50

Frequency [MHz]	Ant. Pol. [H/V]	Antenna Height [cm]	Turntable Azimuth [degree]	Analyzer Level [dBm]	AFCL [dB/m]	Field Strength [dBμV/m]	EIRP Spurious Emission Level [dBm]	Limit [dBm]	Margin [dB]
5120.00	V	-	-	-79.91	7.67	34.76	-60.50	-25.00	-35.50
7680.00	V	-	-	-79.98	10.32	37.34	-57.92	-25.00	-32.92
10240.00	V	-	-	-81.73	14.12	39.39	-55.86	-25.00	-30.86

**Table 7-100. Radiated Spurious Data (LTE Band 7 – High Channel)**

FCC ID: BCGA2757	 <b>PART 27 MEASUREMENT REPORT</b>		Approved by: Technical Manager
Test Report S/N: 1C2205090023-04-R2.BCG	Test Dates: 7/3/2022 - 9/15/2022	EUT Type: Tablet Device	Page 259 of 284

## LTE Band 41

Bandwidth (MHz):	20
Frequency (MHz):	2506.0
RB / Offset:	1 / 50

Frequency [MHz]	Ant. Pol. [H/V]	Antenna Height [cm]	Turntable Azimuth [degree]	Analyzer Level [dBm]	AFCL [dB/m]	Field Strength [dBμV/m]	EIRP Spurious Emission Level [dBm]	Limit [dBm]	Margin [dB]
5012.0	H	-	-	-79.60	7.58	34.98	-60.28	-25.00	-35.28
7518.0	H	-	-	-80.93	10.86	36.93	-58.33	-25.00	-33.33
10024.0	H	-	-	-81.58	13.71	39.13	-56.12	-25.00	-31.12

**Table 7-101. Radiated Spurious Data (LTE Band 41 – Low Channel)**

Bandwidth (MHz):	20
Frequency (MHz):	2593.0
RB / Offset:	1 / 50


Frequency [MHz]	Ant. Pol. [H/V]	Antenna Height [cm]	Turntable Azimuth [degree]	Analyzer Level [dBm]	AFCL [dB/m]	Field Strength [dBμV/m]	EIRP Spurious Emission Level [dBm]	Limit [dBm]	Margin [dB]
5186.0	H	-	-	-79.77	7.66	34.89	-60.37	-25.00	-35.37
7779.0	H	-	-	-80.11	10.80	37.69	-57.57	-25.00	-32.57
10372.0	H	-	-	-81.81	14.81	40.00	-55.26	-25.00	-30.26

**Table 7-102. Radiated Spurious Data (LTE Band 41 – Mid Channel)**

Bandwidth (MHz):	20
Frequency (MHz):	2680.0
RB / Offset:	1 / 50

Frequency [MHz]	Ant. Pol. [H/V]	Antenna Height [cm]	Turntable Azimuth [degree]	Analyzer Level [dBm]	AFCL [dB/m]	Field Strength [dBμV/m]	EIRP Spurious Emission Level [dBm]	Limit [dBm]	Margin [dB]
5360.0	H	-	-	-79.84	8.32	35.48	-59.77	-25.00	-34.77
8040.0	H	-	-	-80.79	11.03	37.24	-58.02	-25.00	-33.02
10720.0	H	-	-	-81.89	15.87	40.98	-54.27	-25.00	-29.27

**Table 7-103. Radiated Spurious Data (LTE Band 41 – High Channel)**

FCC ID: BCGA2757	 <b>PART 27 MEASUREMENT REPORT</b>		Approved by: Technical Manager
Test Report S/N: 1C2205090023-04-R2.BCG	Test Dates: 7/3/2022 - 9/15/2022	EUT Type: Tablet Device	Page 260 of 284

## NR Band n30

Bandwidth (MHz):	5
Frequency (MHz):	2307.5
RB / Offset:	1 / 25

Frequency [MHz]	Ant. Pol. [H/V]	Antenna Height [cm]	Turntable Azimuth [degree]	Analyzer Level [dBm]	AFCL [dB/m]	Field Strength [dBμV/m]	EIRP Spurious Emission Level [dBm]	Limit [dBm]	Margin [dB]
4615.0	V	-	-	-79.04	5.07	33.03	-62.23	-40.00	-22.23
6922.5	V	-	-	-79.87	7.65	34.78	-60.48	-40.00	-20.48
9230.0	V	-	-	-80.74	10.30	36.56	-58.70	-40.00	-18.70

**Table 7-104. Radiated Spurious Data (NR Band n30 – Low Channel)**

Bandwidth (MHz):	10
Frequency (MHz):	2310.0
RB / Offset:	1 / 25


Frequency [MHz]	Ant. Pol. [H/V]	Antenna Height [cm]	Turntable Azimuth [degree]	Analyzer Level [dBm]	AFCL [dB/m]	Field Strength [dBμV/m]	EIRP Spurious Emission Level [dBm]	Limit [dBm]	Margin [dB]
4620.0	V	-	-	-79.19	4.98	32.79	-62.47	-40.00	-22.47
6930.0	V	-	-	-79.72	7.68	34.96	-60.30	-40.00	-20.30
9240.0	V	-	-	-81.00	10.51	36.51	-58.75	-40.00	-18.75

**Table 7-105. Radiated Spurious Data (NR Band n30 – Mid Channel)**

Bandwidth (MHz):	5
Frequency (MHz):	2312.5
RB / Offset:	1 / 25

Frequency [MHz]	Ant. Pol. [H/V]	Antenna Height [cm]	Turntable Azimuth [degree]	Analyzer Level [dBm]	AFCL [dB/m]	Field Strength [dBμV/m]	EIRP Spurious Emission Level [dBm]	Limit [dBm]	Margin [dB]
4625.0	V	-	-	-79.02	4.88	32.86	-62.39	-40.00	-22.39
6937.5	V	-	-	-79.68	7.71	35.03	-60.23	-40.00	-20.23
9250.0	V	-	-	-80.97	10.61	36.64	-58.62	-40.00	-18.62

**Table 7-106. Radiated Spurious Data (NR Band n30 – High Channel)**

FCC ID: BCGA2757	 <b>PART 27 MEASUREMENT REPORT</b>		Approved by: Technical Manager
Test Report S/N: 1C2205090023-04-R2.BCG	Test Dates: 7/3/2022 - 9/15/2022	EUT Type: Tablet Device	Page 261 of 284

## NR Band n7

Bandwidth (MHz):	40
Frequency (MHz):	2520.0
RB / Offset:	1 / 108

Frequency [MHz]	Ant. Pol. [H/V]	Antenna Height [cm]	Turntable Azimuth [degree]	Analyzer Level [dBm]	AFCL [dB/m]	Field Strength [dBμV/m]	EIRP Spurious Emission Level [dBm]	Limit [dBm]	Margin [dB]
5040.0	H	121	209	-79.59	5.68	33.09	-71.71	-25.00	-46.71
7560.0	H	235	157	-80.86	8.98	35.12	-69.68	-25.00	-44.68
10080.0	H	-	-	-81.55	11.56	37.01	-67.79	-25.00	-42.79
12600.0	H	-	-	-82.15	14.62	39.47	-65.33	-25.00	-40.33
15120.0	H	-	-	-82.55	15.78	40.23	-64.57	-25.00	-39.57

**Table 7-107. Radiated Spurious Data (NR Band n7 – Low Channel)**

Bandwidth (MHz):	40
Frequency (MHz):	2535.0
RB / Offset:	1 / 108


Frequency [MHz]	Ant. Pol. [H/V]	Antenna Height [cm]	Turntable Azimuth [degree]	Analyzer Level [dBm]	AFCL [dB/m]	Field Strength [dBμV/m]	EIRP Spurious Emission Level [dBm]	Limit [dBm]	Margin [dB]
5070.0	V	288	47	-80.26	6.05	32.79	-72.01	-25.00	-47.01
7605.0	V	259	50	-73.14	9.23	43.09	-61.71	-25.00	-36.71
10140.0	V	-	-	-81.67	11.86	37.19	-67.61	-25.00	-42.61
12675.0	V	-	-	-81.91	14.95	40.04	-64.76	-25.00	-39.76
15210.0	V	-	-	-82.66	15.89	40.23	-64.57	-25.00	-39.57

**Table 7-108. Radiated Spurious Data (NR Band n7 – Mid Channel)**

Bandwidth (MHz):	40
Frequency (MHz):	2550.0
RB / Offset:	1 / 108

Frequency [MHz]	Ant. Pol. [H/V]	Antenna Height [cm]	Turntable Azimuth [degree]	Analyzer Level [dBm]	AFCL [dB/m]	Field Strength [dBμV/m]	EIRP Spurious Emission Level [dBm]	Limit [dBm]	Margin [dB]
5100.0	V	-	-	-80.26	6.18	32.92	-71.88	-25.00	-46.88
7650.0	V	263	47	-78.56	9.30	37.74	-67.06	-25.00	-42.06
10200.0	V	-	-	-81.65	11.95	37.30	-67.50	-25.00	-42.50
12750.0	V	-	-	-82.29	15.18	39.89	-64.91	-25.00	-39.91
15300.0	V	-	-	-83.74	16.64	39.90	-64.90	-25.00	-39.90

**Table 7-109. Radiated Spurious Data (NR Band n7 – High Channel)**

FCC ID: BCGA2757	 <b>PART 27 MEASUREMENT REPORT</b>		Approved by: Technical Manager
Test Report S/N: 1C2205090023-04-R2.BCG	Test Dates: 7/3/2022 - 9/15/2022	EUT Type: Tablet Device	Page 262 of 284

## NR Band n41

Bandwidth (MHz):	100
Frequency (MHz):	2546.0
RB / Offset:	1 / 136

Frequency [MHz]	Ant. Pol. [H/V]	Antenna Height [cm]	Turntable Azimuth [degree]	Analyzer Level [dBm]	AFCL [dB/m]	Field Strength [dBμV/m]	EIRP Spurious Emission Level [dBm]	Limit [dBm]	Margin [dB]
5092.0	H	-	-	-79.90	6.71	33.81	-61.45	-25.00	-36.45
7638.0	H	-	-	-82.96	10.67	34.71	-60.55	-25.00	-35.55
10184.0	H	-	-	-83.07	12.06	35.99	-59.27	-25.00	-34.27

**Table 7-110. Radiated Spurious Data (NR Band n41 – Low Channel)**

Bandwidth (MHz):	100
Frequency (MHz):	2593.0
RB / Offset:	1 / 136


Frequency [MHz]	Ant. Pol. [H/V]	Antenna Height [cm]	Turntable Azimuth [degree]	Analyzer Level [dBm]	AFCL [dB/m]	Field Strength [dBμV/m]	EIRP Spurious Emission Level [dBm]	Limit [dBm]	Margin [dB]
5186.0	H	-	-	-79.68	6.48	33.80	-61.45	-25.00	-36.45
7779.0	H	-	-	-82.67	10.36	34.69	-60.57	-25.00	-35.57
10372.0	H	-	-	-82.90	12.76	36.86	-58.40	-25.00	-33.40

**Table 7-111. Radiated Spurious Data (NR Band n41 – Mid Channel)**

Bandwidth (MHz):	100
Frequency (MHz):	2640.0
RB / Offset:	1 / 136

Frequency [MHz]	Ant. Pol. [H/V]	Antenna Height [cm]	Turntable Azimuth [degree]	Analyzer Level [dBm]	AFCL [dB/m]	Field Strength [dBμV/m]	EIRP Spurious Emission Level [dBm]	Limit [dBm]	Margin [dB]
5280.0	H	-	-	-79.79	7.03	34.24	-61.02	-25.00	-36.02
7920.0	H	-	-	-82.65	10.38	34.73	-60.53	-25.00	-35.53
10560.0	H	-	-	-83.13	13.06	36.93	-58.33	-25.00	-33.33

**Table 7-112. Radiated Spurious Data (NR Band n41 – High Channel)**

FCC ID: BCGA2757	 <b>PART 27 MEASUREMENT REPORT</b>		Approved by: Technical Manager
Test Report S/N: 1C2205090023-04-R2.BCG	Test Dates: 7/3/2022 - 9/15/2022	EUT Type: Tablet Device	Page 263 of 284

## ULCA - LTE B7

PCC Bandwidth (MHz):	20
PCC Frequency (MHz):	2510.0
PCC RB / Offset:	1 / 99
SCC Bandwidth (MHz):	20
SCC Frequency (MHz):	2529.8
SCC RB / Offset:	1 / 0

Frequency [MHz]	Ant. Pol. [H/V]	Antenna Height [cm]	Turntable Azimuth [degree]	Analyzer Level [dBm]	AFCL [dB/m]	Field Strength [dBμV/m]	EIRP Spurious Emission Level [dBm]	Limit [dBm]	Margin [dB]
5020.0	V	-	-	-77.60	3.94	33.34	-61.92	-25.00	-36.92
7530.0	V	-	-	-79.89	8.95	36.06	-59.20	-25.00	-34.20
10040.0	V	-	-	-82.28	13.28	38.00	-57.26	-25.00	-32.26

**Table 7-113. Radiated Spurious Data (ULCA LTE B7 – Low Channel)**

PCC Bandwidth (MHz):	20
PCC Frequency (MHz):	2535.0
PCC RB / Offset:	1 / 99
SCC Bandwidth (MHz):	20
SCC Frequency (MHz):	2554.8
SCC RB / Offset:	1 / 0


Frequency [MHz]	Ant. Pol. [H/V]	Antenna Height [cm]	Turntable Azimuth [degree]	Analyzer Level [dBm]	AFCL [dB/m]	Field Strength [dBμV/m]	EIRP Spurious Emission Level [dBm]	Limit [dBm]	Margin [dB]
5070.0	V	275	57	-78.61	7.42	35.81	-59.45	-25.00	-34.45
7605.0	V	278	229	-79.64	10.93	38.29	-56.97	-25.00	-31.97
10140.0	V	-	-	-81.73	14.68	39.95	-55.30	-25.00	-30.30
12675.0	V	-	-	-83.15	18.68	42.53	-52.73	-25.00	-27.73
15210.0	V	-	-	-82.43	21.36	45.93	-49.32	-25.00	-24.32

**Table 7-114. Radiated Spurious Data (ULCA LTE B7 – Mid Channel)**

PCC Bandwidth (MHz):	20
PCC Frequency (MHz):	2560.0
PCC RB / Offset:	1 / 0
SCC Bandwidth (MHz):	20
SCC Frequency (MHz):	2540.2
SCC RB / Offset:	1 / 99

Frequency [MHz]	Ant. Pol. [H/V]	Antenna Height [cm]	Turntable Azimuth [degree]	Analyzer Level [dBm]	AFCL [dB/m]	Field Strength [dBμV/m]	EIRP Spurious Emission Level [dBm]	Limit [dBm]	Margin [dB]
5120.0	V	291	47	-78.60	7.72	36.12	-59.14	-25.00	-34.14
7680.0	V	282	231	-78.64	10.32	38.68	-56.58	-25.00	-31.58
10240.0	V	-	-	-81.88	14.11	39.23	-56.03	-25.00	-31.03
12800.0	V	-	-	-83.16	19.17	43.01	-52.25	-25.00	-27.25
15360.0	V	-	-	-82.99	21.13	45.14	-50.12	-25.00	-25.12

**Table 7-115. Radiated Spurious Data (ULCA LTE B7 – High Channel)**

FCC ID: BCGA2757	 <b>PART 27 MEASUREMENT REPORT</b>		Approved by: Technical Manager
Test Report S/N: 1C2205090023-04-R2.BCG	Test Dates: 7/3/2022 - 9/15/2022	EUT Type: Tablet Device	Page 264 of 284

## ULCA - LTE B41

PCC Bandwidth (MHz):	20
PCC Frequency (MHz):	2506.0
PCC RB / Offset:	1 / 99
SCC Bandwidth (MHz):	20
SCC Frequency (MHz):	2525.8
SCC RB / Offset:	1 / 0

Frequency [MHz]	Ant. Pol. [H/V]	Antenna Height [cm]	Turntable Azimuth [degree]	Analyzer Level [dBm]	AFCL [dB/m]	Field Strength [dBμV/m]	EIRP Spurious Emission Level [dBm]	Limit [dBm]	Margin [dB]
5012.0	V	-	-	-81.98	8.52	33.54	-61.72	-25.00	-36.72
7518.0	V	-	-	-83.70	12.54	35.84	-59.42	-25.00	-34.42
10024.0	V	-	-	-84.68	15.41	37.73	-57.52	-25.00	-32.52

Table 7-116. Radiated Spurious Data (ULCA LTE B41 – Low Channel)

PCC Bandwidth (MHz):	20
PCC Frequency (MHz):	2593.0
PCC RB / Offset:	1 / 99
SCC Bandwidth (MHz):	20
SCC Frequency (MHz):	2612.8
SCC RB / Offset:	1 / 0


Frequency [MHz]	Ant. Pol. [H/V]	Antenna Height [cm]	Turntable Azimuth [degree]	Analyzer Level [dBm]	AFCL [dB/m]	Field Strength [dBμV/m]	EIRP Spurious Emission Level [dBm]	Limit [dBm]	Margin [dB]
5186.0	V	-	-	-82.24	9.00	33.76	-61.49	-25.00	-36.49
7779.0	V	-	-	-83.17	12.00	35.83	-59.43	-25.00	-34.43
10372.0	V	-	-	-84.23	15.59	38.36	-56.90	-25.00	-31.90

Table 7-117. Radiated Spurious Data (ULCA LTE B41 – Mid Channel)

PCC Bandwidth (MHz):	20
PCC Frequency (MHz):	2680.0
PCC RB / Offset:	1 / 0
SCC Bandwidth (MHz):	20
SCC Frequency (MHz):	2660.2
SCC RB / Offset:	1 / 99

Frequency [MHz]	Ant. Pol. [H/V]	Antenna Height [cm]	Turntable Azimuth [degree]	Analyzer Level [dBm]	AFCL [dB/m]	Field Strength [dBμV/m]	EIRP Spurious Emission Level [dBm]	Limit [dBm]	Margin [dB]
5360.0	V	-	-	-82.08	8.71	33.63	-61.63	-25.00	-36.63
8040.0	V	-	-	-83.73	13.14	36.41	-58.84	-25.00	-33.84
10720.0	V	-	-	-84.37	15.81	38.44	-56.81	-25.00	-31.81

Table 7-118. Radiated Spurious Data (ULCA LTE B41 – High Channel)

FCC ID: BCGA2757	 <b>PART 27 MEASUREMENT REPORT</b>		Approved by: Technical Manager
Test Report S/N: 1C2205090023-04-R2.BCG	Test Dates: 7/3/2022 - 9/15/2022	EUT Type: Tablet Device	Page 265 of 284

## 7.7.4 Antenna 1b Radiated Spurious Emission Measurements

### LTE Band 30

Bandwidth (MHz):	5
Frequency (MHz):	2307.5
RB / Offset:	1 / 12

Frequency [MHz]	Ant. Pol. [H/V]	Antenna Height [cm]	Turntable Azimuth [degree]	Analyzer Level [dBm]	AFCL [dB/m]	Field Strength [dBµV/m]	EIRP Spurious Emission Level [dBm]	Limit [dBm]	Margin [dB]
4615.0	H	-	-	-79.42	6.82	34.40	-60.85	-40.00	-20.85
6922.5	H	-	-	-80.05	10.30	37.25	-58.01	-40.00	-18.01
9230.0	H	-	-	-80.89	12.14	38.25	-57.01	-40.00	-17.01

Table 7-119. Radiated Spurious Data (LTE Band 30 – Low Channel)

Bandwidth (MHz):	10
Frequency (MHz):	2310.0
RB / Offset:	1 / 24


Frequency [MHz]	Ant. Pol. [H/V]	Antenna Height [cm]	Turntable Azimuth [degree]	Analyzer Level [dBm]	AFCL [dB/m]	Field Strength [dBµV/m]	EIRP Spurious Emission Level [dBm]	Limit [dBm]	Margin [dB]
4620.0	H	-	-	-79.27	6.76	34.49	-60.77	-40.00	-20.77
6930.0	H	-	-	-80.16	10.26	37.10	-58.16	-40.00	-18.16
9240.0	H	-	-	-80.81	12.31	38.50	-56.75	-40.00	-16.75

Table 7-120. Radiated Spurious Data (LTE Band 30 – Mid Channel)

Bandwidth (MHz):	5
Frequency (MHz):	2312.5
RB / Offset:	1 / 12

Frequency [MHz]	Ant. Pol. [H/V]	Antenna Height [cm]	Turntable Azimuth [degree]	Analyzer Level [dBm]	AFCL [dB/m]	Field Strength [dBµV/m]	EIRP Spurious Emission Level [dBm]	Limit [dBm]	Margin [dB]
4625.00	H	-	-	-79.13	6.79	34.66	-60.60	-40.00	-20.60
6937.50	H	-	-	-80.16	10.24	37.08	-58.18	-40.00	-18.18
9250.00	H	-	-	-80.74	12.38	38.64	-56.62	-40.00	-16.62

Table 7-121. Radiated Spurious Data (LTE Band 30 – High Channel)

FCC ID: BCGA2757	 PART 27 MEASUREMENT REPORT	Approved by: Technical Manager
Test Report S/N: 1C2205090023-04-R2.BCG	Test Dates: 7/3/2022 - 9/15/2022	EUT Type: Tablet Device
		Page 266 of 284



## LTE Band 7

Bandwidth (MHz):	20
Frequency (MHz):	2510.0
RB / Offset:	1 / 50

Frequency [MHz]	Ant. Pol. [H/V]	Antenna Height [cm]	Turntable Azimuth [degree]	Analyzer Level [dBm]	AFCL [dB/m]	Field Strength [dBμV/m]	EIRP Spurious Emission Level [dBm]	Limit [dBm]	Margin [dB]
5020.0	V	299	49	-74.07	7.63	40.56	-54.70	-25.00	-29.70
7530.0	V	264	52	-75.77	10.98	42.21	-53.05	-25.00	-28.05
10040.0	V	-	-	-82.50	13.88	38.38	-56.88	-25.00	-31.88
12550.0	V	-	-	-84.34	18.96	41.62	-53.64	-25.00	-28.64
15060.0	V	-	-	-83.32	20.92	44.60	-50.66	-25.00	-25.66

Table 7-122. Radiated Spurious Data (LTE Band 7 – Low Channel)

Bandwidth (MHz):	20
Frequency (MHz):	2535.0
RB / Offset:	1 / 50


Frequency [MHz]	Ant. Pol. [H/V]	Antenna Height [cm]	Turntable Azimuth [degree]	Analyzer Level [dBm]	AFCL [dB/m]	Field Strength [dBμV/m]	EIRP Spurious Emission Level [dBm]	Limit [dBm]	Margin [dB]
5070.0	V	-	-	-80.33	7.44	34.11	-61.15	-25.00	-36.15
7605.0	V	-	-	-80.72	10.90	37.18	-58.07	-25.00	-33.07
10140.0	V	-	-	-82.66	14.67	39.01	-56.24	-25.00	-31.24

Table 7-123. Radiated Spurious Data (LTE Band 7 – Mid Channel)

Bandwidth (MHz):	20
Frequency (MHz):	2560.0
RB / Offset:	1 / 50

Frequency [MHz]	Ant. Pol. [H/V]	Antenna Height [cm]	Turntable Azimuth [degree]	Analyzer Level [dBm]	AFCL [dB/m]	Field Strength [dBμV/m]	EIRP Spurious Emission Level [dBm]	Limit [dBm]	Margin [dB]
5120.00	V	287	52	-73.40	7.67	41.27	-53.99	-25.00	-28.99
7680.00	V	291	231	-77.25	10.32	40.07	-55.19	-25.00	-30.19
10240.00	V	-	-	-82.13	14.12	38.99	-56.26	-25.00	-31.26
12800.00	V	-	-	-83.81	19.19	42.38	-52.88	-25.00	-27.88
15360.00	V	-	-	-83.96	21.16	44.20	-51.06	-25.00	-26.06

Table 7-124. Radiated Spurious Data (LTE Band 7 – High Channel)

FCC ID: BCGA2757	 PART 27 MEASUREMENT REPORT	Approved by: Technical Manager
Test Report S/N: 1C2205090023-04-R2.BCG	Test Dates: 7/3/2022 - 9/15/2022	EUT Type: Tablet Device
		Page 267 of 284

## LTE Band 41

Bandwidth (MHz):	20
Frequency (MHz):	2506.0
RB / Offset:	1 / 50

Frequency [MHz]	Ant. Pol. [H/V]	Antenna Height [cm]	Turntable Azimuth [degree]	Analyzer Level [dBm]	AFCL [dB/m]	Field Strength [dBμV/m]	EIRP Spurious Emission Level [dBm]	Limit [dBm]	Margin [dB]
5012.0	H	-	-	-79.51	7.58	35.07	-60.19	-25.00	-35.19
7518.0	H	-	-	-80.76	10.86	37.10	-58.16	-25.00	-33.16
10024.0	H	-	-	-81.31	13.71	39.40	-55.85	-25.00	-30.85

**Table 7-125. Radiated Spurious Data (LTE Band 41 – Low Channel)**

Bandwidth (MHz):	20
Frequency (MHz):	2593.0
RB / Offset:	1 / 50


Frequency [MHz]	Ant. Pol. [H/V]	Antenna Height [cm]	Turntable Azimuth [degree]	Analyzer Level [dBm]	AFCL [dB/m]	Field Strength [dBμV/m]	EIRP Spurious Emission Level [dBm]	Limit [dBm]	Margin [dB]
5186.0	H	-	-	-79.77	7.66	34.89	-60.37	-25.00	-35.37
7779.0	H	-	-	-79.99	10.80	37.81	-57.45	-25.00	-32.45
10372.0	H	-	-	-81.86	14.81	39.95	-55.31	-25.00	-30.31

**Table 7-126. Radiated Spurious Data (LTE Band 41 – Mid Channel)**

Bandwidth (MHz):	20
Frequency (MHz):	2680.0
RB / Offset:	1 / 50

Frequency [MHz]	Ant. Pol. [H/V]	Antenna Height [cm]	Turntable Azimuth [degree]	Analyzer Level [dBm]	AFCL [dB/m]	Field Strength [dBμV/m]	EIRP Spurious Emission Level [dBm]	Limit [dBm]	Margin [dB]
5360.0	H	-	-	-79.78	8.32	35.54	-59.71	-25.00	-34.71
8040.0	H	-	-	-80.61	11.03	37.42	-57.84	-25.00	-32.84
10720.0	H	-	-	-81.94	15.87	40.93	-54.32	-25.00	-29.32

**Table 7-127. Radiated Spurious Data (LTE Band 41 – High Channel)**

FCC ID: BCGA2757	 <b>PART 27 MEASUREMENT REPORT</b>		Approved by: Technical Manager
Test Report S/N: 1C2205090023-04-R2.BCG	Test Dates: 7/3/2022 - 9/15/2022	EUT Type: Tablet Device	Page 268 of 284

## NR Band n30

Bandwidth (MHz):	5
Frequency (MHz):	2307.5
RB / Offset:	1 / 25

Frequency [MHz]	Ant. Pol. [H/V]	Antenna Height [cm]	Turntable Azimuth [degree]	Analyzer Level [dBm]	AFCL [dB/m]	Field Strength [dBμV/m]	EIRP Spurious Emission Level [dBm]	Limit [dBm]	Margin [dB]
4615.0	V	-	-	-79.03	5.07	33.04	-62.22	-40.00	-22.22
6922.5	V	-	-	-79.66	7.65	34.99	-60.27	-40.00	-20.27
9230.0	V	-	-	-80.87	10.30	36.43	-58.83	-40.00	-18.83

**Table 7-128. Radiated Spurious Data (NR Band n30 – Low Channel)**

Bandwidth (MHz):	10
Frequency (MHz):	2310.0
RB / Offset:	1 / 25


Frequency [MHz]	Ant. Pol. [H/V]	Antenna Height [cm]	Turntable Azimuth [degree]	Analyzer Level [dBm]	AFCL [dB/m]	Field Strength [dBμV/m]	EIRP Spurious Emission Level [dBm]	Limit [dBm]	Margin [dB]
4620.0	V	-	-	-78.99	4.98	32.99	-62.27	-40.00	-22.27
6930.0	V	-	-	-79.87	7.68	34.81	-60.45	-40.00	-20.45
9240.0	V	-	-	-81.00	10.51	36.51	-58.75	-40.00	-18.75

**Table 7-129. Radiated Spurious Data (NR Band n30 – Mid Channel)**

Bandwidth (MHz):	5
Frequency (MHz):	2312.5
RB / Offset:	1 / 25

Frequency [MHz]	Ant. Pol. [H/V]	Antenna Height [cm]	Turntable Azimuth [degree]	Analyzer Level [dBm]	AFCL [dB/m]	Field Strength [dBμV/m]	EIRP Spurious Emission Level [dBm]	Limit [dBm]	Margin [dB]
4625.0	V	-	-	-78.95	4.88	32.93	-62.32	-40.00	-22.32
6937.5	V	-	-	-79.58	7.71	35.13	-60.13	-40.00	-20.13
9250.0	V	-	-	-81.01	10.61	36.60	-58.66	-40.00	-18.66

**Table 7-130. Radiated Spurious Data (NR Band n30 – High Channel)**

FCC ID: BCGA2757	 <b>PART 27 MEASUREMENT REPORT</b>	Approved by: Technical Manager
Test Report S/N: 1C2205090023-04-R2.BCG	Test Dates: 7/3/2022 - 9/15/2022	EUT Type: Tablet Device
		Page 269 of 284

## NR Band n7

Bandwidth (MHz):	40
Frequency (MHz):	2520.0
RB / Offset:	1 / 108

Frequency [MHz]	Ant. Pol. [H/V]	Antenna Height [cm]	Turntable Azimuth [degree]	Analyzer Level [dBm]	AFCL [dB/m]	Field Strength [dBμV/m]	EIRP Spurious Emission Level [dBm]	Limit [dBm]	Margin [dB]
5040.0	H	-	-	-80.28	5.68	32.40	-72.40	-25.00	-47.40
7560.0	H	-	-	-80.99	8.98	34.99	-69.81	-25.00	-44.81
10080.0	H	-	-	-81.64	11.56	36.92	-67.88	-25.00	-42.88

**Table 7-131. Radiated Spurious Data (NR Band n7 – Low Channel)**

Bandwidth (MHz):	40
Frequency (MHz):	2535.0
RB / Offset:	1 / 108


Frequency [MHz]	Ant. Pol. [H/V]	Antenna Height [cm]	Turntable Azimuth [degree]	Analyzer Level [dBm]	AFCL [dB/m]	Field Strength [dBμV/m]	EIRP Spurious Emission Level [dBm]	Limit [dBm]	Margin [dB]
5070.0	H	-	-	-80.33	6.05	32.72	-72.08	-25.00	-47.08
7605.0	H	-	-	-80.98	9.23	35.25	-69.55	-25.00	-44.55
10140.0	H	-	-	-81.63	11.86	37.23	-67.57	-25.00	-42.57

**Table 7-132. Radiated Spurious Data (NR Band n7 – Mid Channel)**

Bandwidth (MHz):	40
Frequency (MHz):	2550.0
RB / Offset:	1 / 108

Frequency [MHz]	Ant. Pol. [H/V]	Antenna Height [cm]	Turntable Azimuth [degree]	Analyzer Level [dBm]	AFCL [dB/m]	Field Strength [dBμV/m]	EIRP Spurious Emission Level [dBm]	Limit [dBm]	Margin [dB]
5100.0	H	-	-	-80.44	6.18	32.74	-72.06	-25.00	-47.06
7650.0	H	-	-	-80.76	9.30	35.54	-69.26	-25.00	-44.26
10200.0	H	-	-	-81.68	11.95	37.27	-67.53	-25.00	-42.53

**Table 7-133. Radiated Spurious Data (NR Band n7 – High Channel)**

FCC ID: BCGA2757	 <b>PART 27 MEASUREMENT REPORT</b>		Approved by: Technical Manager
Test Report S/N: 1C2205090023-04-R2.BCG	Test Dates: 7/3/2022 - 9/15/2022	EUT Type: Tablet Device	Page 270 of 284

## NR Band n41

Bandwidth (MHz):	100
Frequency (MHz):	2546.0
RB / Offset:	1 / 136

Frequency [MHz]	Ant. Pol. [H/V]	Antenna Height [cm]	Turntable Azimuth [degree]	Analyzer Level [dBm]	AFCL [dB/m]	Field Strength [dB $\mu$ V/m]	EIRP Spurious Emission Level [dBm]	Limit [dBm]	Margin [dB]
5092.0	H	109	211	-78.19	6.71	35.52	-59.74	-25.00	-34.74
7638.0	H	400	184	-78.42	10.67	39.25	-56.01	-25.00	-31.01
10184.0	H	-	-	-83.09	12.06	35.97	-59.29	-25.00	-34.29
12730.0	H	-	-	-84.33	15.56	38.23	-57.02	-25.00	-32.02
15276.0	H	-	-	-84.81	17.62	39.81	-55.44	-25.00	-30.44

Table 7-134. Radiated Spurious Data (NR Band n41 – Low Channel)

Bandwidth (MHz):	100
Frequency (MHz):	2593.0
RB / Offset:	1 / 136


Frequency [MHz]	Ant. Pol. [H/V]	Antenna Height [cm]	Turntable Azimuth [degree]	Analyzer Level [dBm]	AFCL [dB/m]	Field Strength [dB $\mu$ V/m]	EIRP Spurious Emission Level [dBm]	Limit [dBm]	Margin [dB]
5186.0	H	-	-	-79.86	6.48	33.62	-61.63	-25.00	-36.63
7779.0	H	-	-	-82.84	10.36	34.52	-60.74	-25.00	-35.74
10372.0	H	-	-	-82.99	12.76	36.77	-58.49	-25.00	-33.49

Table 7-135. Radiated Spurious Data (NR Band n41 – Mid Channel)

Bandwidth (MHz):	100
Frequency (MHz):	2640.0
RB / Offset:	1 / 136

Frequency [MHz]	Ant. Pol. [H/V]	Antenna Height [cm]	Turntable Azimuth [degree]	Analyzer Level [dBm]	AFCL [dB/m]	Field Strength [dB $\mu$ V/m]	EIRP Spurious Emission Level [dBm]	Limit [dBm]	Margin [dB]
5280.0	H	-	-	-79.94	7.03	34.09	-61.17	-25.00	-36.17
7920.0	H	-	-	-82.65	10.38	34.73	-60.53	-25.00	-35.53
10560.0	H	-	-	-83.36	13.06	36.70	-58.56	-25.00	-33.56

Table 7-136. Radiated Spurious Data (NR Band n41 – High Channel)

FCC ID: BCGA2757	 <b>PART 27 MEASUREMENT REPORT</b>		Approved by: Technical Manager
Test Report S/N: 1C2205090023-04-R2.BCG	Test Dates: 7/3/2022 - 9/15/2022	EUT Type: Tablet Device	Page 271 of 284

## ULCA - LTE B7

PCC Bandwidth (MHz):	20
PCC Frequency (MHz):	2510.0
PCC RB / Offset:	1 / 99
SCC Bandwidth (MHz):	20
SCC Frequency (MHz):	2529.8
SCC RB / Offset:	1 / 0

Frequency [MHz]	Ant. Pol. [H/V]	Antenna Height [cm]	Turntable Azimuth [degree]	Analyzer Level [dBm]	AFCL [dB/m]	Field Strength [dBμV/m]	EIRP Spurious Emission Level [dBm]	Limit [dBm]	Margin [dB]
5020.0	V	-	-	-77.49	3.94	33.45	-61.81	-25.00	-36.81
7530.0	V	-	-	-79.95	8.95	36.00	-59.26	-25.00	-34.26
10040.0	V	-	-	-82.61	13.28	37.67	-57.59	-25.00	-32.59

**Table 7-137. Radiated Spurious Data (ULCA LTE B7 – Low Channel)**

PCC Bandwidth (MHz):	20
PCC Frequency (MHz):	2535.0
PCC RB / Offset:	1 / 99
SCC Bandwidth (MHz):	20
SCC Frequency (MHz):	2554.8
SCC RB / Offset:	1 / 0


Frequency [MHz]	Ant. Pol. [H/V]	Antenna Height [cm]	Turntable Azimuth [degree]	Analyzer Level [dBm]	AFCL [dB/m]	Field Strength [dBμV/m]	EIRP Spurious Emission Level [dBm]	Limit [dBm]	Margin [dB]
5070.0	V	-	-	-77.49	3.99	33.50	-61.75	-25.00	-36.75
7605.0	V	-	-	-79.88	9.07	36.19	-59.06	-25.00	-34.06
10140.0	V	-	-	-82.73	13.37	37.64	-57.62	-25.00	-32.62

**Table 7-138. Radiated Spurious Data (ULCA LTE B7 – Mid Channel)**

PCC Bandwidth (MHz):	20
PCC Frequency (MHz):	2560.0
PCC RB / Offset:	1 / 0
SCC Bandwidth (MHz):	20
SCC Frequency (MHz):	2540.2
SCC RB / Offset:	1 / 99

Frequency [MHz]	Ant. Pol. [H/V]	Antenna Height [cm]	Turntable Azimuth [degree]	Analyzer Level [dBm]	AFCL [dB/m]	Field Strength [dBμV/m]	EIRP Spurious Emission Level [dBm]	Limit [dBm]	Margin [dB]
5120.0	V	-	-	-77.52	4.41	33.89	-61.36	-25.00	-36.36
7680.0	V	-	-	-79.80	9.02	36.22	-59.04	-25.00	-34.04
10240.0	V	-	-	-82.85	14.22	38.37	-56.89	-25.00	-31.89

**Table 7-139. Radiated Spurious Data (ULCA LTE B7 – High Channel)**

FCC ID: BCGA2757	 <b>PART 27 MEASUREMENT REPORT</b>		Approved by: Technical Manager
Test Report S/N: 1C2205090023-04-R2.BCG	Test Dates: 7/3/2022 - 9/15/2022	EUT Type: Tablet Device	Page 272 of 284

## ULCA - LTE B41

PCC Bandwidth (MHz):	20
PCC Frequency (MHz):	2506.0
PCC RB / Offset:	1 / 99
SCC Bandwidth (MHz):	20
SCC Frequency (MHz):	2525.8
SCC RB / Offset:	1 / 0

Frequency [MHz]	Ant. Pol. [H/V]	Antenna Height [cm]	Turntable Azimuth [degree]	Analyzer Level [dBm]	AFCL [dB/m]	Field Strength [dBμV/m]	EIRP Spurious Emission Level [dBm]	Limit [dBm]	Margin [dB]
5012.0	V	-	-	-81.69	8.52	33.83	-61.43	-25.00	-36.43
7518.0	V	-	-	-83.77	12.54	35.77	-59.49	-25.00	-34.49
10024.0	V	-	-	-84.75	15.41	37.66	-57.59	-25.00	-32.59

Table 7-140. Radiated Spurious Data (ULCA LTE B41 – Low Channel)

PCC Bandwidth (MHz):	20
PCC Frequency (MHz):	2593.0
PCC RB / Offset:	1 / 99
SCC Bandwidth (MHz):	20
SCC Frequency (MHz):	2612.8
SCC RB / Offset:	1 / 0


Frequency [MHz]	Ant. Pol. [H/V]	Antenna Height [cm]	Turntable Azimuth [degree]	Analyzer Level [dBm]	AFCL [dB/m]	Field Strength [dBμV/m]	EIRP Spurious Emission Level [dBm]	Limit [dBm]	Margin [dB]
5186.0	V	-	-	-82.16	9.00	33.84	-61.41	-25.00	-36.41
7779.0	V	-	-	-83.02	12.00	35.98	-59.28	-25.00	-34.28
10372.0	V	-	-	-84.32	15.59	38.27	-56.99	-25.00	-31.99

Table 7-141. Radiated Spurious Data (ULCA LTE B41 – Mid Channel)

PCC Bandwidth (MHz):	20
PCC Frequency (MHz):	2680.0
PCC RB / Offset:	1 / 0
SCC Bandwidth (MHz):	20
SCC Frequency (MHz):	2660.2
SCC RB / Offset:	1 / 99

Frequency [MHz]	Ant. Pol. [H/V]	Antenna Height [cm]	Turntable Azimuth [degree]	Analyzer Level [dBm]	AFCL [dB/m]	Field Strength [dBμV/m]	EIRP Spurious Emission Level [dBm]	Limit [dBm]	Margin [dB]
5360.0	V	-	-	-82.00	8.71	33.71	-61.55	-25.00	-36.55
8040.0	V	-	-	-83.62	13.14	36.52	-58.73	-25.00	-33.73
10720.0	V	-	-	-84.41	15.81	38.40	-56.85	-25.00	-31.85

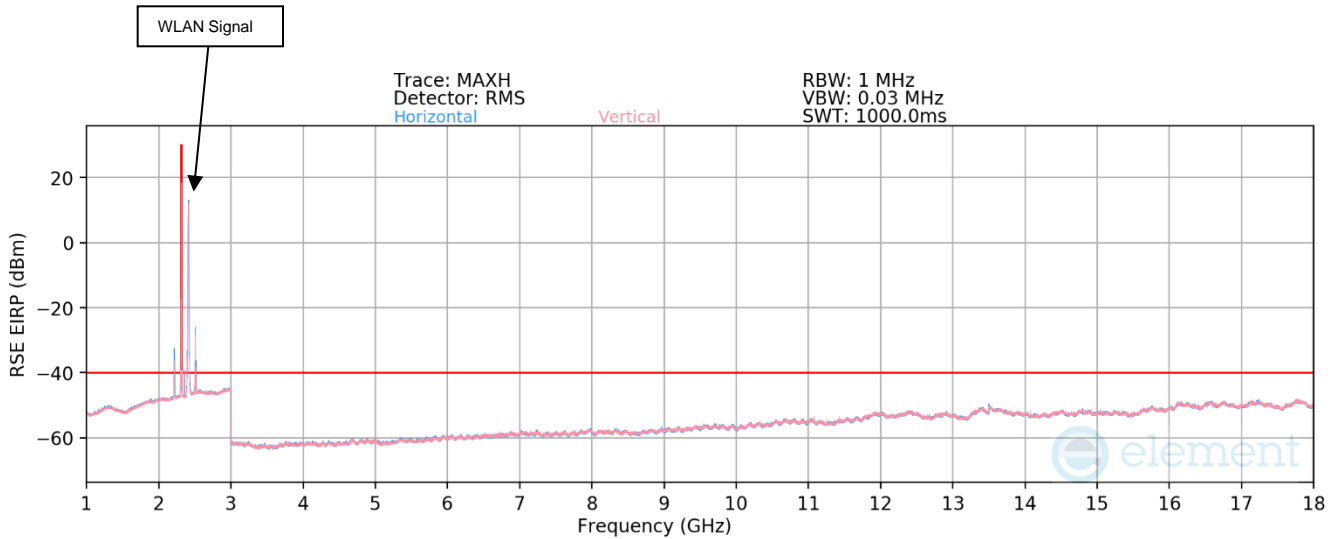
Table 7-142. Radiated Spurious Data (ULCA LTE B41 – High Channel)

FCC ID: BCGA2757	 <b>PART 27 MEASUREMENT REPORT</b>		Approved by: Technical Manager
Test Report S/N: 1C2205090023-04-R2.BCG	Test Dates: 7/3/2022 - 9/15/2022	EUT Type: Tablet Device	Page 273 of 284

### 7.7.5 Simultaneous Tx Radiated Spurious Emission Measurements

§15.205 §15.209 §15.247 (d); RSS-Gen [8.9]

Description	WLAN	LTE Band 30
Antenna	3a	3a
Channel	1	27710
Operating Frequency (MHz)	2412	2310MHz
Mode/Modulation	b / 11Mbps	QPSK/1RB/10MHz

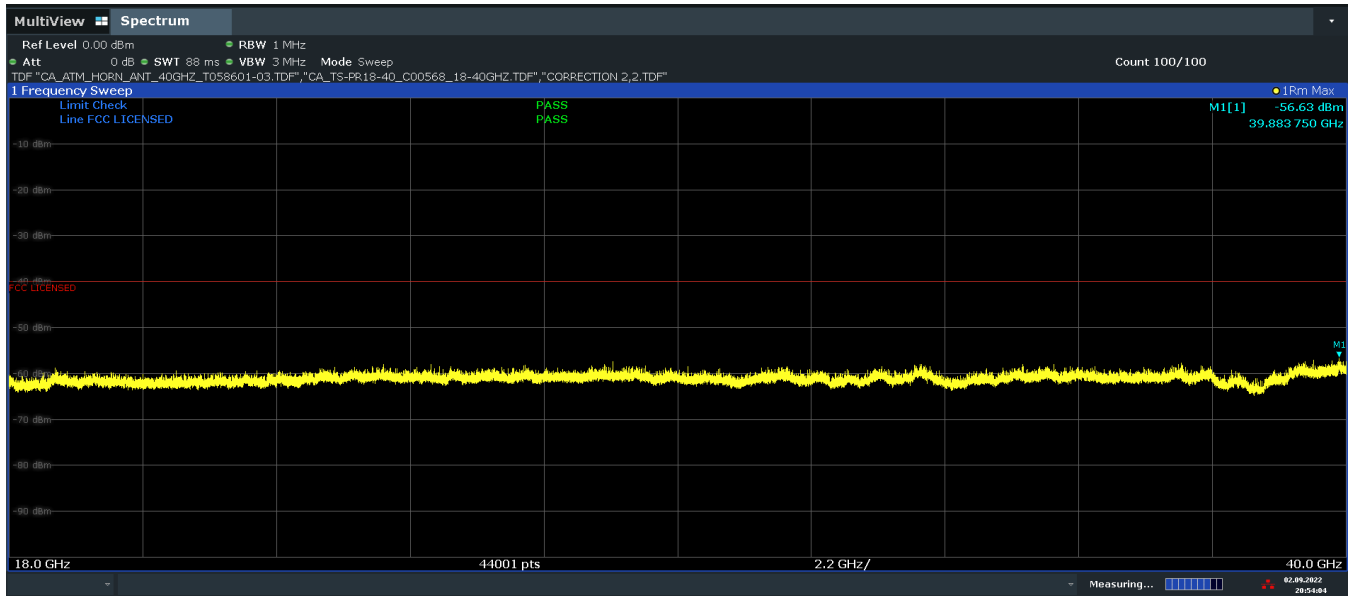


Plot 7-321. Radiated Spurious Emissions – Simultaneous Transmission 1-18GHz

FCC ID: BCGA2757	PART 27 MEASUREMENT REPORT	Approved by: Technical Manager
Test Report S/N: 1C2205090023-04-R2.BCG	Test Dates: 7/3/2022 - 9/15/2022	EUT Type: Tablet Device
		Page 274 of 284

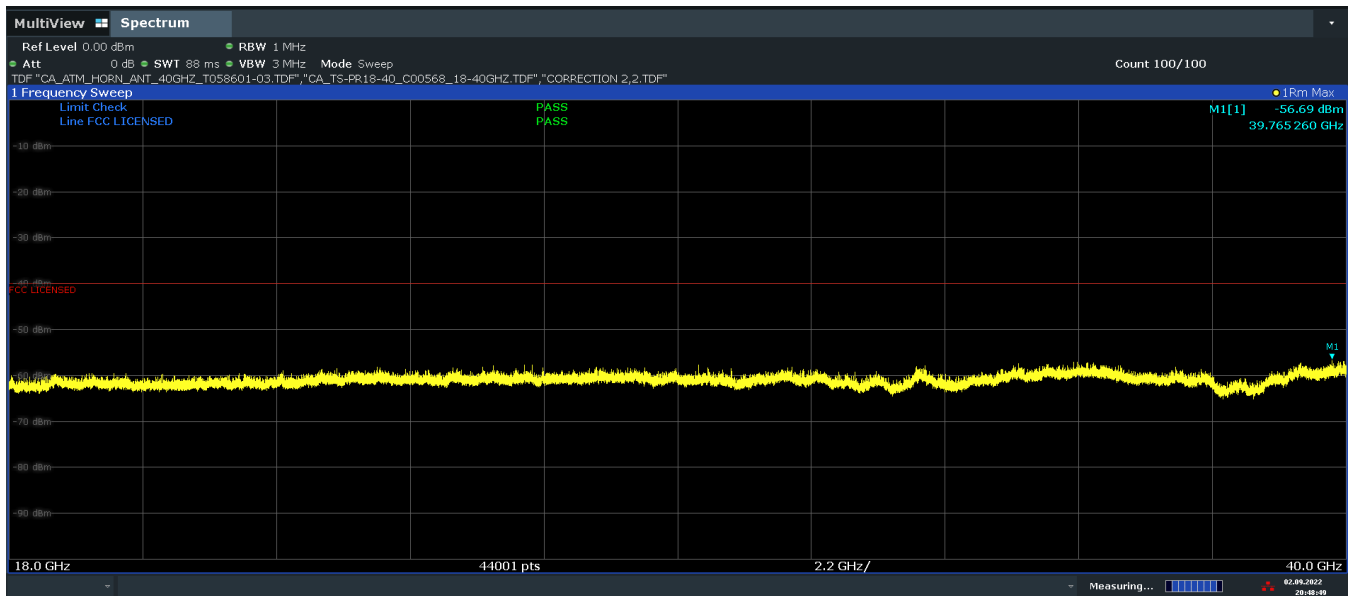
V2.2 2/15/2022





20:54:04 02.09.2022

Plot 7-322. Radiated Spurious Emissions – Simultaneous Transmission 18GHz - 40GHz Pol H



20:48:49 02.09.2022

Plot 7-323. Radiated Spurious Emissions – Simultaneous Transmission 18GHz - 40GHz Pol V

FCC ID: BCGA2757	PART 27 MEASUREMENT REPORT		Approved by: Technical Manager
Test Report S/N: 1C2205090023-04-R2.BCG	Test Dates: 7/3/2022 - 9/15/2022	EUT Type: Tablet Device	Page 275 of 284


V2.2 2/15/2022

Frequency [MHz]	Ant. Pol. [H/V]	Antenna Height [cm]	Turntable Azimuth [degree]	Analyzer Level [dBm]	AFCL [dBm]	Field Strength [dBµV/m]	EIRP Spurious Emission Level [dBm/MHz]	Limit [dBm]	Margin [dB]
4620.00	H	-	-	-77.20	3.92	33.7	-61.51	-40.0	-21.5
6930.00	H	-	-	-79.08	9.01	36.9	-58.30	-40.0	-18.3
9240.00	H	-	-	-81.55	11.29	36.7	-58.49	-40.0	-18.5
11550.00	H	-	-	-82.94	17.26	41.3	-53.91	-40.0	-13.9
2218.00*	H	220	55	-75.71	13.75	45.0	-50.18	-40.0	-10.2
2494.00*	H	315	158	-72.52	15.41	49.9	-45.34	-40.0	-5.3

**Table 7-143. LTE Harmonics and Intermodulations (\*) Emissions Measurements in Simultaneous Transmission Mode**

Frequency [MHz]	Detector	Ant. Pol. [H/V]	Antenna Height [cm]	Turntable Azimuth [degree]	Analyzer Level [dBm]	AFCL [dB/m]	Field Strength [dBµV/m]	Limit [dBµV/m]	Margin [dB]
4824.00	Avg	H	-	-	-77.96	4.55	33.59	53.98	-20.39
4824.00	Peak	H	-	-	-66.95	4.55	44.60	73.98	-29.38
7236.00	Avg	H	-	-	-79.58	8.77	36.19	53.98	-17.79
7236.00	Peak	H	-	-	-68.30	8.77	47.47	73.98	-26.51
12060.00	Avg	H	-	-	-84.06	18.16	41.10	53.98	-12.88
12060.00	Peak	H	-	-	-72.35	18.16	52.81	73.98	-21.17

**Table 7-144. WLAN Harmonics Emissions Measurements in Simultaneous Transmission Mode**

FCC ID: BCGA2757	 <b>PART 27 MEASUREMENT REPORT</b>		Approved by: Technical Manager
Test Report S/N: 1C2205090023-04-R2.BCG	Test Dates: 7/3/2022 - 9/15/2022	EUT Type: Tablet Device	Page 276 of 284

## 7.8 Frequency Stability / Temperature Variation

\$2.1055, \$27.54

### Test Overview and Limit

Frequency stability testing is performed in accordance with the guidelines of ANSI C63.26-2015 and TIA-603-E-2016. The frequency stability of the transmitter is measured by:

- a.) **Temperature:** The temperature is varied from -30°C to +50°C in 10°C increments using an environmental chamber.
- b.) **Primary Supply Voltage:** The primary supply voltage is varied from 85% to 115% of the nominal value for non hand-carried battery and AC powered equipment. For hand-carried, battery-powered equipment, primary supply voltage is reduced to the battery operating end point which shall be specified by the manufacturer.

***For Part 27, the frequency stability shall be sufficient to ensure that the fundamental emission stays within the authorized frequency block.***

### Test Procedure Used

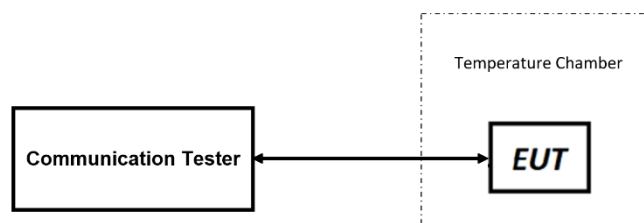
ANSI C63.26-2015

TIA-603-E-2016

### Test Settings

1. The carrier frequency of the transmitter is measured at room temperature (20°C to provide a reference).
2. The equipment is turned on in a “standby” condition for fifteen minutes before applying power to the transmitter. Measurement of the carrier frequency of the transmitter is made within one minute after applying power to the transmitter.
3. Frequency measurements are made at 10°C intervals ranging from -30°C to +50°C. A period of at least one half-hour is provided to allow stabilization of the equipment at each temperature level.


### Test Setup



**Figure 7-8. Test Instrument & Measurement Setup**

### Test Notes

1. All port were tested and only the worst case data were reported.


FCC ID: BCGA2757	 <b>PART 27 MEASUREMENT REPORT</b>		Approved by: Technical Manager
Test Report S/N: 1C2205090023-04-R2.BCG	Test Dates: 7/3/2022 - 9/15/2022	EUT Type: Tablet Device	Page 277 of 284

V2.2 2/15/2022

## LTE Band 30

LTE Band 30							
		Low Channel Frequency (Hz):		2,307,500,000			
		High Channel Frequency (Hz):		2,312,500,000			
		Ref. Voltage (VDC):		3.8			
Voltage (%)	Power (VDC)	Temp (°C)	Low Freq. (Hz)	High Freq. (Hz)	Low Freq. Dev. (Hz)	High Freq. Dev. (Hz)	Deviation (%)
100 %	3.80	- 30	2,307,500,037	2,312,500,033	18	15	0.0000008
		- 20	2,307,500,039	2,312,500,033	20	15	0.0000009
		- 10	2,307,500,036	2,312,500,032	17	14	0.0000007
		0	2,307,500,033	2,312,500,036	14	18	0.0000008
		+ 10	2,307,500,028	2,312,500,037	9	19	0.0000008
		+ 20 (Ref)	2,307,500,019	2,312,500,018	0	0	0.0000000
		+ 30	2,307,500,039	2,312,500,032	20	14	0.0000009
		+ 40	2,307,500,036	2,312,500,032	17	14	0.0000007
Battery Endpoint	3.23	+ 50	2,307,500,040	2,312,500,035	21	17	0.0000009
		+ 20	2,307,500,036	2,312,500,036	17	18	0.0000008


**Table 7-145. LTE Band 30 Frequency Stability Data**

FCC ID: BCGA2757	 <b>PART 27 MEASUREMENT REPORT</b>		<b>Approved by:</b> Technical Manager
<b>Test Report S/N:</b> 1C2205090023-04-R2.BCG	<b>Test Dates:</b> 7/3/2022 - 9/15/2022	<b>EUT Type:</b> Tablet Device	Page 278 of 284

## LTE Band 7

LTE Band 7							
		Low Channel Frequency (Hz):		2,510,000,000			
		High Channel Frequency (Hz):		2,560,000,000			
		Ref. Voltage (VDC):		3.8			
Voltage (%)	Power (VDC)	Temp (°C)	Low Freq. (Hz)	High Freq. (Hz)	Low Freq. Dev. (Hz)	High Freq. Dev. (Hz)	Deviation (%)
100 %	3.80	- 30	2,510,000,028	2,560,000,019	16	9	0.0000006
		- 20	2,510,000,023	2,560,000,028	11	18	0.0000007
		- 10	2,510,000,022	2,560,000,032	10	22	0.0000009
		0	2,510,000,033	2,560,000,019	21	9	0.0000008
		+ 10	2,510,000,024	2,560,000,023	12	13	0.0000005
		+ 20 (Ref)	2,510,000,012	2,560,000,010	0	0	0.0000000
		+ 30	2,510,000,030	2,560,000,021	18	11	0.0000007
		+ 40	2,510,000,023	2,560,000,020	11	10	0.0000004
		+ 50	2,510,000,029	2,560,000,024	17	14	0.0000007
Battery Endpoint	3.23	+ 20	2,510,000,026	2,560,000,030	14	20	0.0000008

**Table 7-146. LTE Band 7 Frequency Stability Data**


FCC ID: BCGA2757	 <b>PART 27 MEASUREMENT REPORT</b>		<b>Approved by:</b> Technical Manager
<b>Test Report S/N:</b> 1C2205090023-04-R2.BCG	<b>Test Dates:</b> 7/3/2022 - 9/15/2022	<b>EUT Type:</b> Tablet Device	Page 279 of 284

V2.2 2/15/2022

## LTE Band 41

LTE Band 41							
		Low Channel Frequency (Hz):		2,506,000,000			
		High Channel Frequency (Hz):		2,580,000,000			
		Ref. Voltage (VDC):		3.8			
Voltage (%)	Power (VDC)	Temp (°C)	Low Freq. (Hz)	High Freq. (Hz)	Low Freq. Dev. (Hz)	High Freq. Dev. (Hz)	Deviation (%)
100 %	3.80	- 30	2,506,000,032	2,580,000,029	16	10	0.0000006
		- 20	2,506,000,026	2,580,000,035	10	16	0.0000006
		- 10	2,506,000,031	2,580,000,035	15	16	0.0000006
		0	2,506,000,029	2,580,000,033	13	14	0.0000005
		+ 10	2,506,000,036	2,580,000,029	20	10	0.0000008
		+ 20 (Ref)	2,506,000,016	2,580,000,019	0	0	0.0000000
		+ 30	2,506,000,026	2,580,000,028	10	9	0.0000004
		+ 40	2,506,000,032	2,580,000,039	16	20	0.0000008
Battery Endpoint	3.23	+ 50	2,506,000,027	2,580,000,034	11	15	0.0000006
		+ 20	2,506,000,032	2,580,000,032	16	13	0.0000006


**Table 7-147. LTE Band 41 Frequency Stability Data**

FCC ID: BCGA2757	 <b>PART 27 MEASUREMENT REPORT</b>		<b>Approved by:</b> Technical Manager
<b>Test Report S/N:</b> 1C2205090023-04-R2.BCG	<b>Test Dates:</b> 7/3/2022 - 9/15/2022	<b>EUT Type:</b> Tablet Device	Page 280 of 284

### NR Band n30

LTE Band 30							
		Low Channel Frequency (Hz):		2,307,500,000			
		High Channel Frequency (Hz):		2,312,500,000			
		Ref. Voltage (VDC):		3.8			
Voltage (%)	Power (VDC)	Temp (°C)	Low Freq. (Hz)	High Freq. (Hz)	Low Freq. Dev. (Hz)	High Freq. Dev. (Hz)	Deviation (%)
100 %	3.80	- 30	2,307,500,037	2,312,500,033	18	15	0.0000008
		- 20	2,307,500,039	2,312,500,033	20	15	0.0000009
		- 10	2,307,500,036	2,312,500,032	17	14	0.0000007
		0	2,307,500,033	2,312,500,036	14	18	0.0000008
		+ 10	2,307,500,028	2,312,500,037	9	19	0.0000008
		+ 20 (Ref)	2,307,500,019	2,312,500,018	0	0	0.0000000
		+ 30	2,307,500,039	2,312,500,032	20	14	0.0000009
		+ 40	2,307,500,036	2,312,500,032	17	14	0.0000007
Battery Endpoint	3.23	+ 50	2,307,500,040	2,312,500,035	21	17	0.0000009
		+ 20	2,307,500,036	2,312,500,036	17	18	0.0000008


**Table 7-148. NR Band n30 Frequency Stability Data**

FCC ID: BCGA2757	 <b>PART 27 MEASUREMENT REPORT</b>		<b>Approved by:</b> Technical Manager
<b>Test Report S/N:</b> 1C2205090023-04-R2.BCG	<b>Test Dates:</b> 7/3/2022 - 9/15/2022	<b>EUT Type:</b> Tablet Device	Page 281 of 284

## NR Band n7

NR Band n7							
		Low Channel Frequency (Hz):		2,510,000,000			
		High Channel Frequency (Hz):		2,560,000,000			
		Ref. Voltage (VDC):		3.8			
Voltage (%)	Power (VDC)	Temp (°C)	Low Freq. (Hz)	High Freq. (Hz)	Low Freq. Dev. (Hz)	High Freq. Dev. (Hz)	Deviation (%)
100 %	3.80	- 30	2,510,000,173	2,560,000,155	73	74	0.0000029
		- 20	2,510,000,188	2,560,000,150	88	69	0.0000035
		- 10	2,510,000,187	2,560,000,180	87	99	0.0000039
		0	2,510,000,195	2,560,000,161	95	80	0.0000038
		+ 10	2,510,000,181	2,560,000,154	81	73	0.0000032
		+ 20 (Ref)	2,510,000,100	2,560,000,081	0	0	0.0000000
		+ 30	2,510,000,181	2,560,000,164	81	83	0.0000032
		+ 40	2,510,000,186	2,560,000,154	86	73	0.0000034
		+ 50	2,510,000,185	2,560,000,180	85	99	0.0000039
Battery Endpoint	3.23	+ 20	2,510,000,193	2,560,000,170	93	89	0.0000037

**Table 7-149. NR Band n7 Frequency Stability Data**


<b>FCC ID:</b> BCGA2757	 <b>PART 27 MEASUREMENT REPORT</b>		<b>Approved by:</b> Technical Manager
<b>Test Report S/N:</b> 1C2205090023-04-R2.BCG	<b>Test Dates:</b> 7/3/2022 - 9/15/2022	<b>EUT Type:</b> Tablet Device	Page 282 of 284



## NR Band n41

NR Band n41							
		Low Channel Frequency (Hz):		2,546,000,000			
		High Channel Frequency (Hz):		2,640,000,000			
		Ref. Voltage (VDC):		3.8			
Voltage (%)	Power (VDC)	Temp (°C)	Low Freq. (Hz)	High Freq. (Hz)	Low Freq. Dev. (Hz)	High Freq. Dev. (Hz)	Deviation (%)
100 %	3.80	- 30	2,546,000,183	2,640,000,177	91	95	0.0000036
		- 20	2,546,000,190	2,640,000,157	98	75	0.0000038
		- 10	2,546,000,179	2,640,000,163	87	81	0.0000034
		0	2,546,000,177	2,640,000,179	85	97	0.0000037
		+ 10	2,546,000,172	2,640,000,162	80	80	0.0000031
		+ 20 (Ref)	2,546,000,092	2,640,000,082	0	0	0.0000000
		+ 30	2,546,000,165	2,640,000,184	73	102	0.0000039
		+ 40	2,546,000,181	2,640,000,159	89	77	0.0000035
Battery Endpoint	3.23	+ 20	2,546,000,180	2,640,000,162	88	80	0.0000035


**Table 7-150. NR Band n41PC2 Frequency Stability Data**

FCC ID: BCGA2757	 <b>PART 27 MEASUREMENT REPORT</b>		Approved by: Technical Manager
Test Report S/N: 1C2205090023-04-R2.BCG	Test Dates: 7/3/2022 - 9/15/2022	EUT Type: Tablet Device	Page 283 of 284

V2.2 2/15/2022

## 8.0 CONCLUSION

The data collected relate only to the item(s) tested and show that the Apple **Tablet Device** **FCC ID: BCGA2757** complies with all the requirements of Part 27 of the FCC rules.

<b>FCC ID:</b> BCGA2757	 <b>PART 27 MEASUREMENT REPORT</b>		<b>Approved by:</b> Technical Manager
<b>Test Report S/N:</b> 1C2205090023-04-R2.BCG	<b>Test Dates:</b> 7/3/2022 - 9/15/2022	<b>EUT Type:</b> Tablet Device	Page 284 of 284