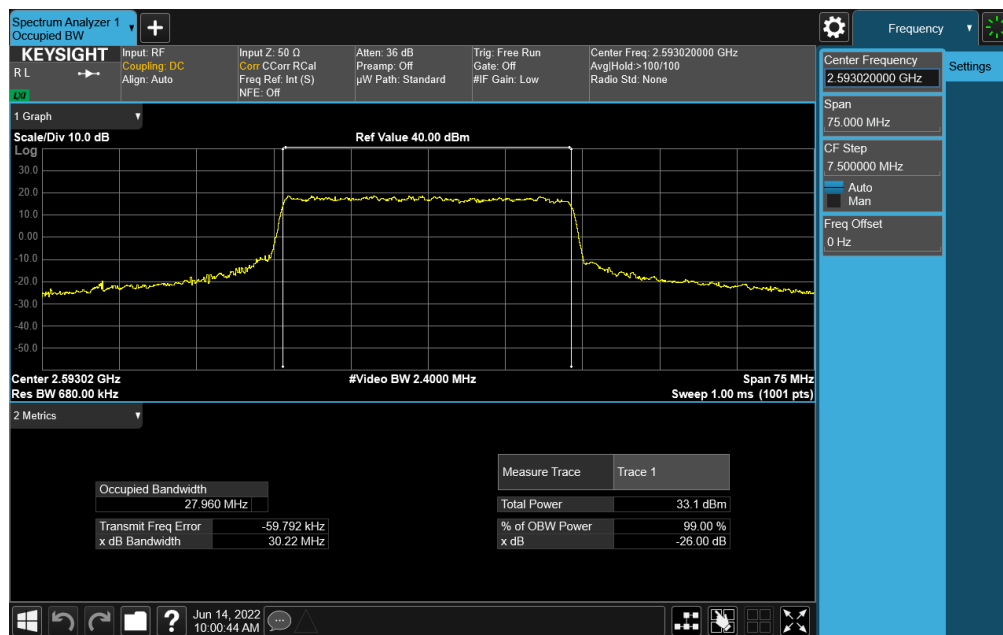


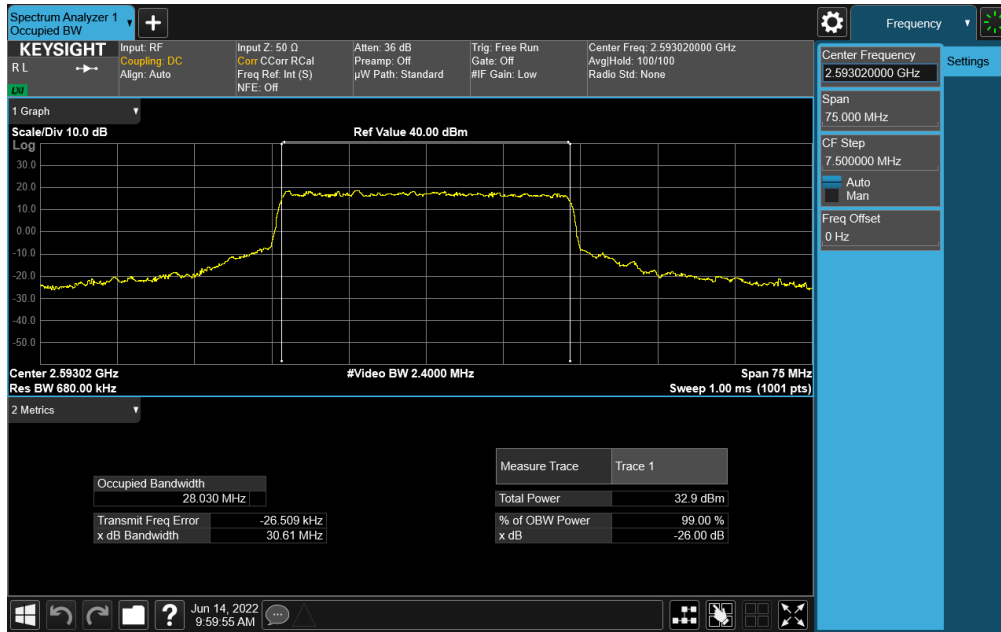


Plot 7-92. Occupied Bandwidth Plot (NR Band n41 - 30MHz QPSK - Full RB)

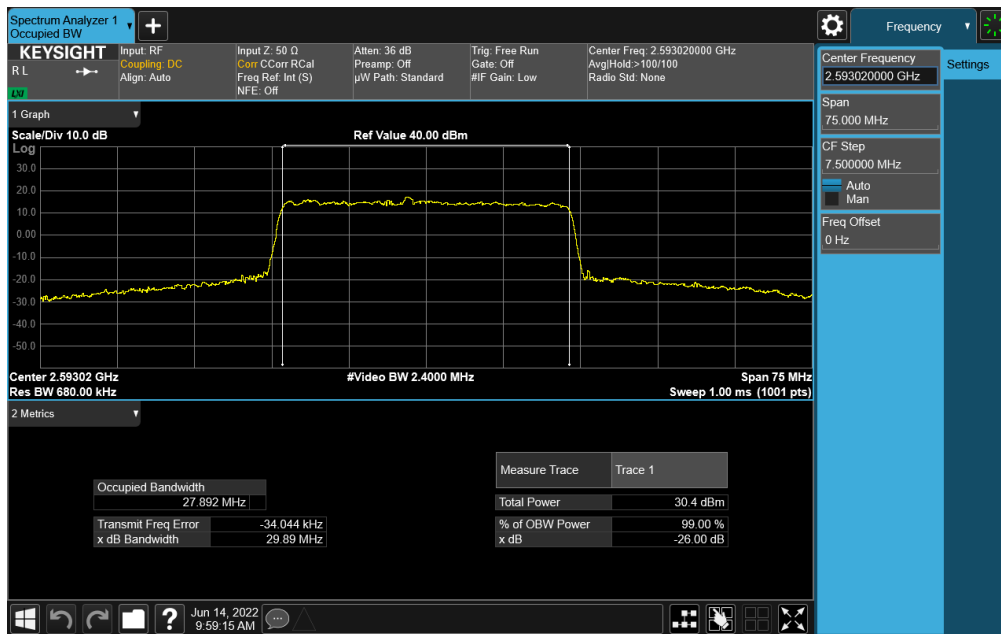


Plot 7-93. Occupied Bandwidth Plot (NR Band n41 - 30MHz 16-QAM - Full RB)

FCC ID: BCGA2757	PART 27 MEASUREMENT REPORT	Approved by: Technical Manager
Test Report S/N: 1C2205090023-04-R2.BCG	Test Dates: 7/3/2022 - 9/15/2022	Page 63 of 284
	EUT Type: Tablet Device	

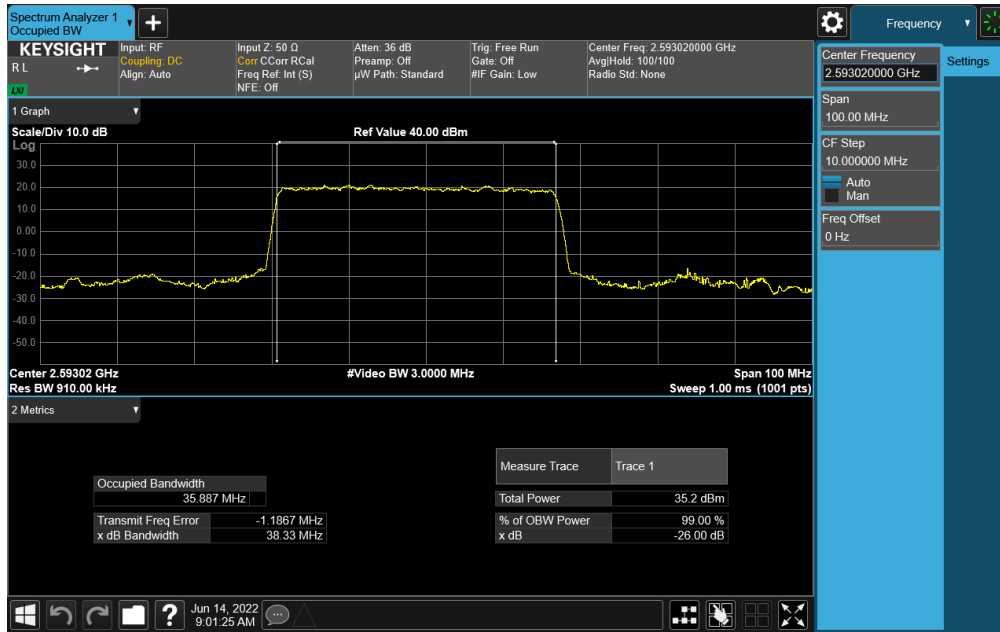


Plot 7-94. Occupied Bandwidth Plot (NR Band n41 - 30MHz 64-QAM - Full RB)

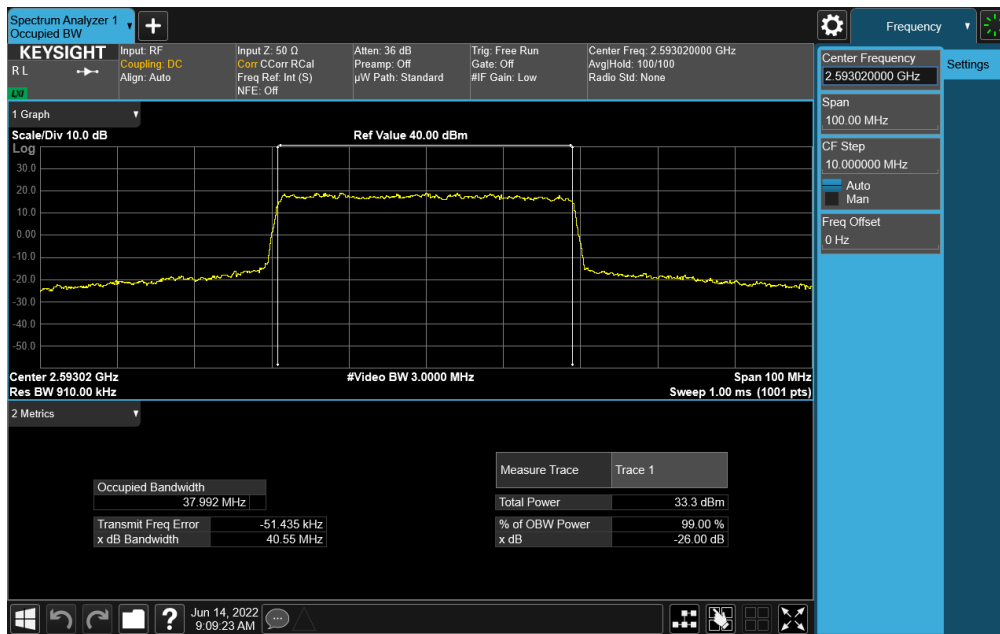


Plot 7-95. Occupied Bandwidth Plot (NR Band n41 - 30MHz 256-QAM - Full RB)

FCC ID: BCGA2757	PART 27 MEASUREMENT REPORT	Approved by: Technical Manager
Test Report S/N: 1C2205090023-04-R2.BCG	Test Dates: 7/3/2022 - 9/15/2022	EUT Type: Tablet Device
		Page 64 of 284

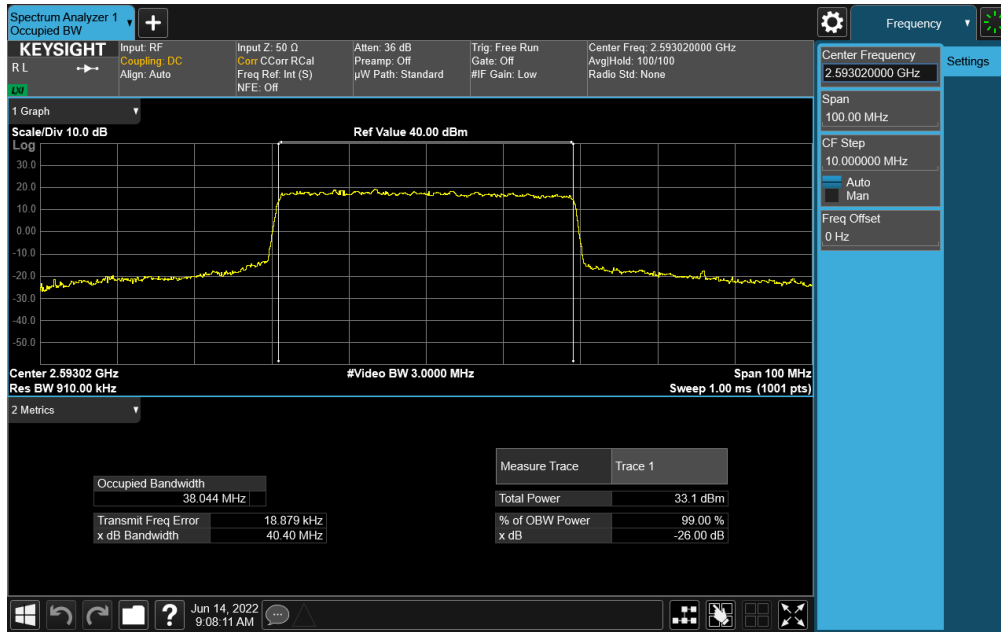


Plot 7-96. Occupied Bandwidth Plot (NR Band n41 - 40MHz  $\pi/2$  BPSK - Full RB)

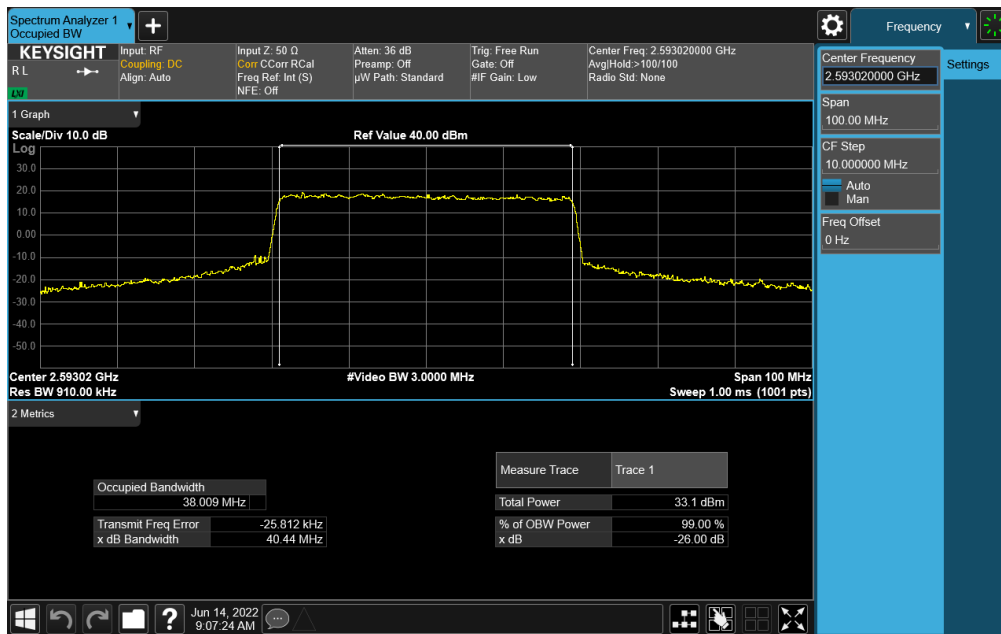


Plot 7-97. Occupied Bandwidth Plot (NR Band n41 - 40MHz QPSK - Full RB)

FCC ID: BCGA2757	PART 27 MEASUREMENT REPORT	Approved by: Technical Manager
Test Report S/N: 1C2205090023-04-R2.BCG	Test Dates: 7/3/2022 - 9/15/2022	EUT Type: Tablet Device
		Page 65 of 284

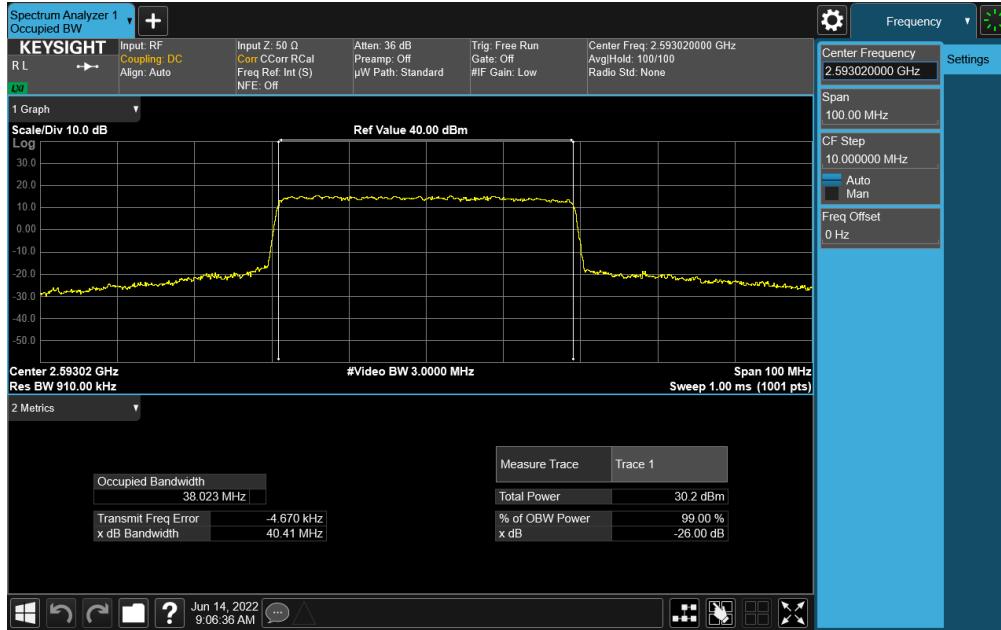


**Plot 7-98. Occupied Bandwidth Plot (NR Band n41 - 40MHz 16-QAM - Full RB)**

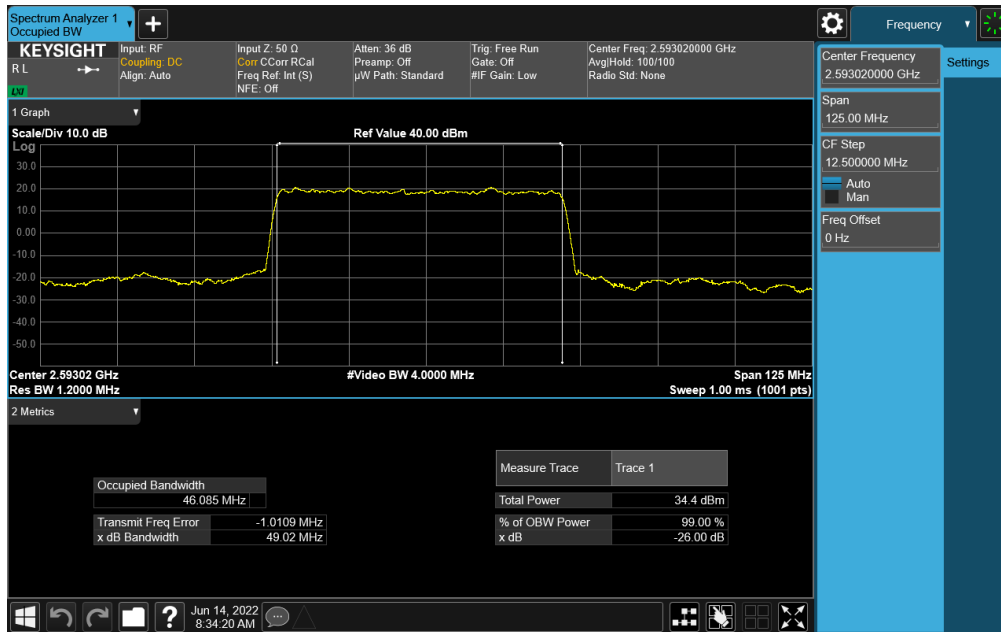


**Plot 7-99. Occupied Bandwidth Plot (NR Band n41 - 40MHz 64-QAM - Full RB)**

FCC ID: BCGA2757	PART 27 MEASUREMENT REPORT	Approved by: Technical Manager
Test Report S/N: 1C2205090023-04-R2.BCG	Test Dates: 7/3/2022 - 9/15/2022	Page 66 of 284
	EUT Type: Tablet Device	



**Plot 7-100. Occupied Bandwidth Plot (NR Band n41 - 40MHz 256-QAM - Full RB)**

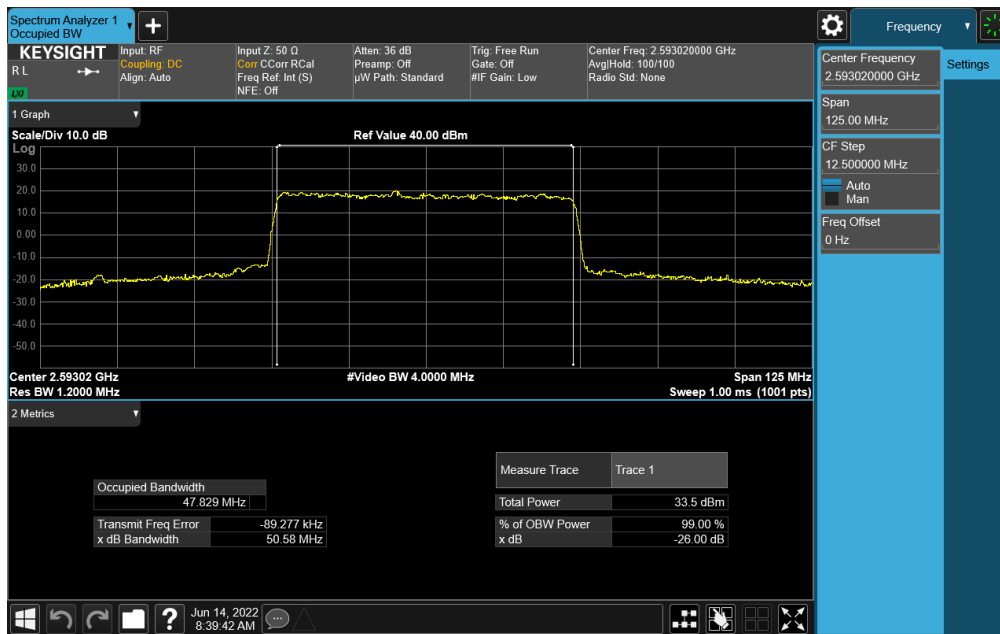


**Plot 7-101. Occupied Bandwidth Plot (NR Band n41 - 50MHz  $\pi/2$  BPSK - Full RB)**

FCC ID: BCGA2757	PART 27 MEASUREMENT REPORT	Approved by: Technical Manager
Test Report S/N: 1C2205090023-04-R2.BCG	Test Dates: 7/3/2022 - 9/15/2022	Page 67 of 284
	EUT Type: Tablet Device	

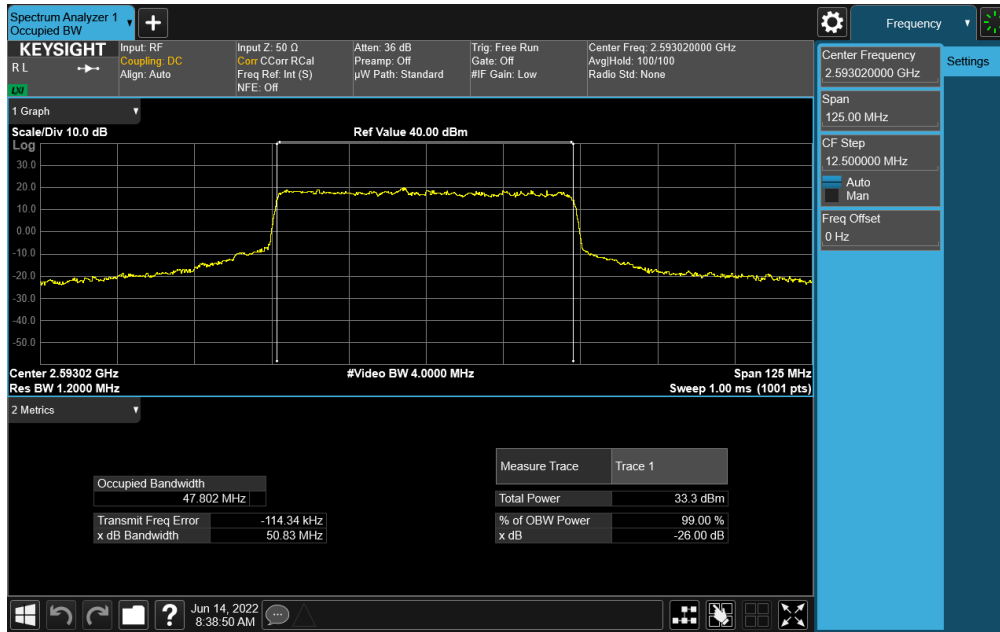


**Plot 7-102. Occupied Bandwidth Plot (NR Band n41 - 50MHz QPSK - Full RB)**

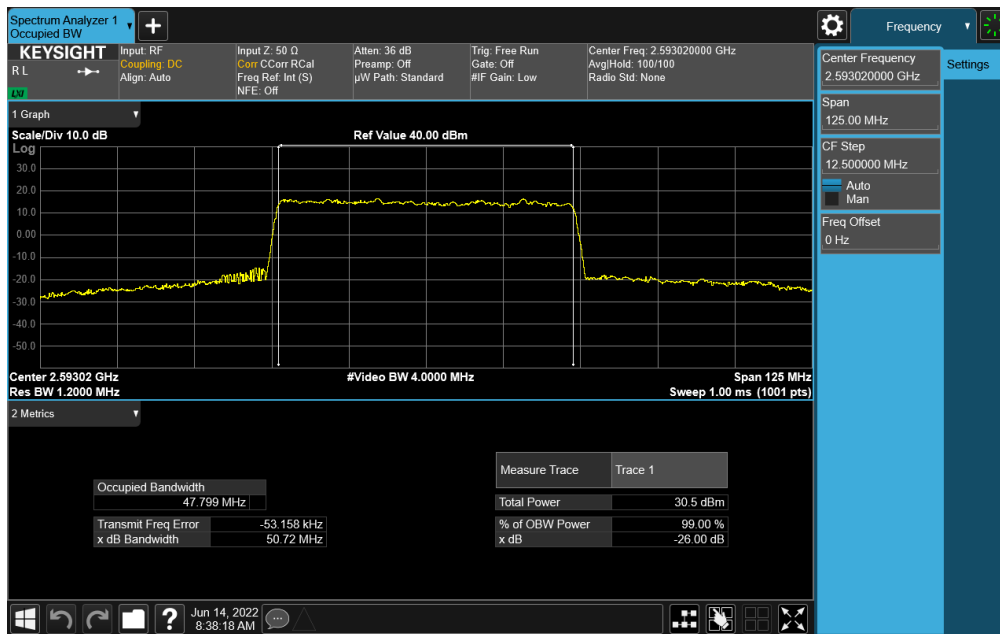


**Plot 7-103. Occupied Bandwidth Plot (NR Band n41 - 50MHz 16-QAM - Full RB)**

FCC ID: BCGA2757	PART 27 MEASUREMENT REPORT	Approved by: Technical Manager
Test Report S/N: 1C2205090023-04-R2.BCG	Test Dates: 7/3/2022 - 9/15/2022	EUT Type: Tablet Device
		Page 68 of 284

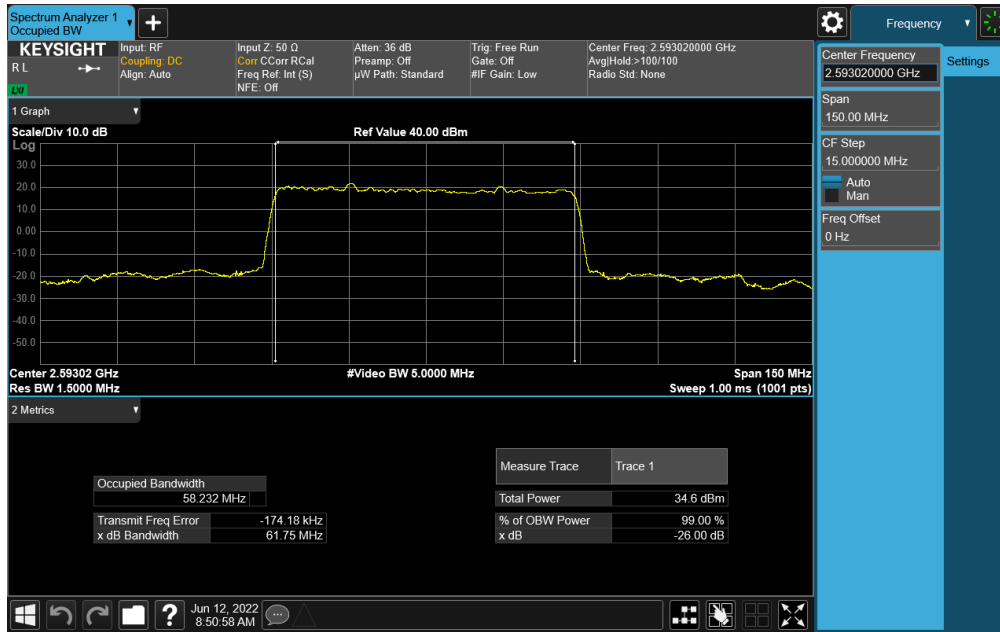


Plot 7-104. Occupied Bandwidth Plot (NR Band n41 - 50MHz 64-QAM - Full RB)

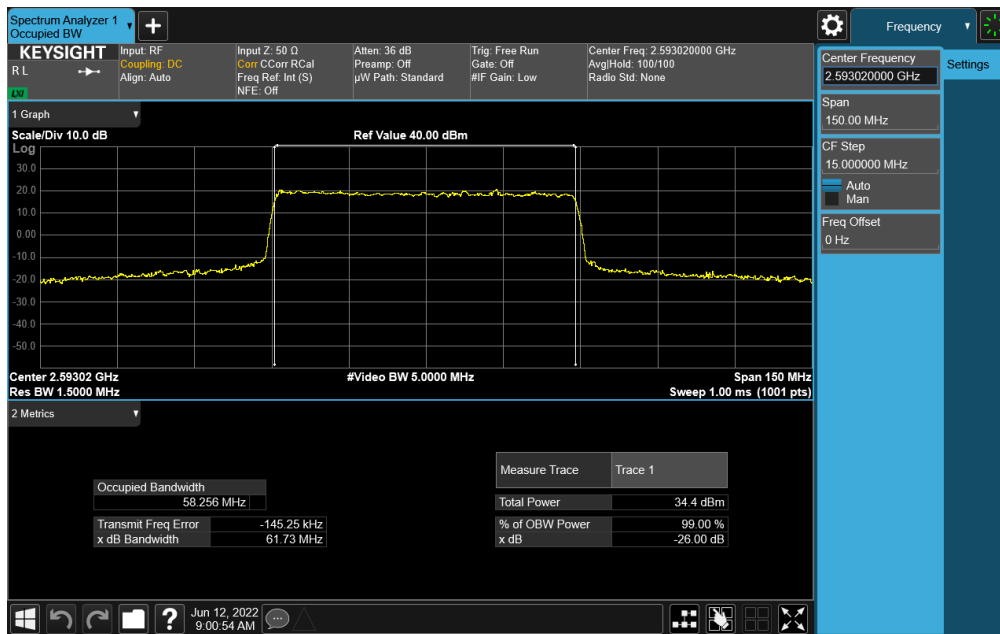


Plot 7-105. Occupied Bandwidth Plot (NR Band n41 - 50MHz 256-QAM - Full RB)

FCC ID: BCGA2757	PART 27 MEASUREMENT REPORT	Approved by: Technical Manager
Test Report S/N: 1C2205090023-04-R2.BCG	Test Dates: 7/3/2022 - 9/15/2022	EUT Type: Tablet Device
		Page 69 of 284



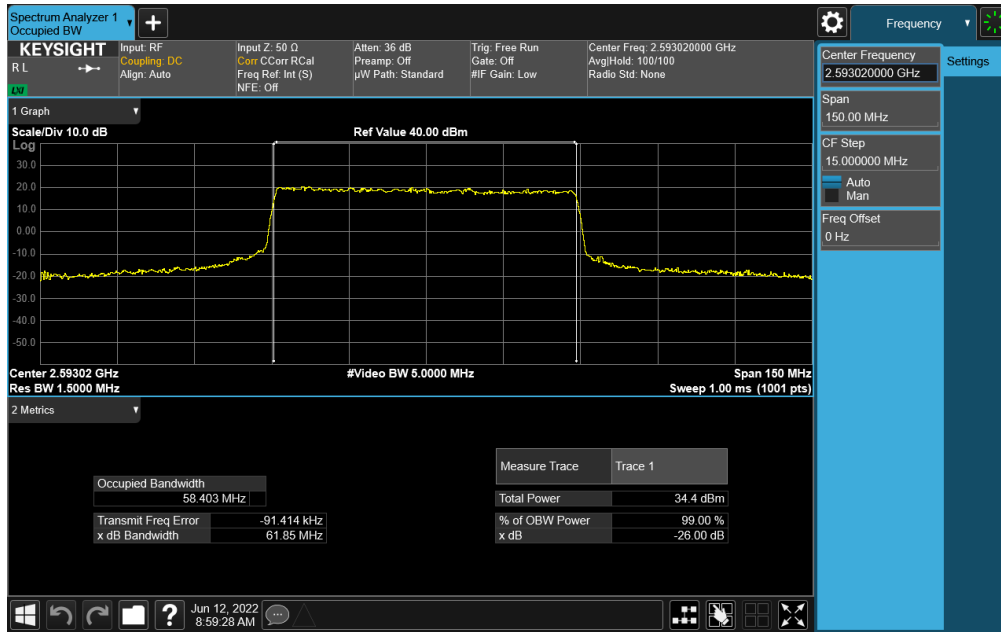
Plot 7-106. Occupied Bandwidth Plot (NR Band n41 - 60MHz  $\pi/2$  BPSK - Full RB)



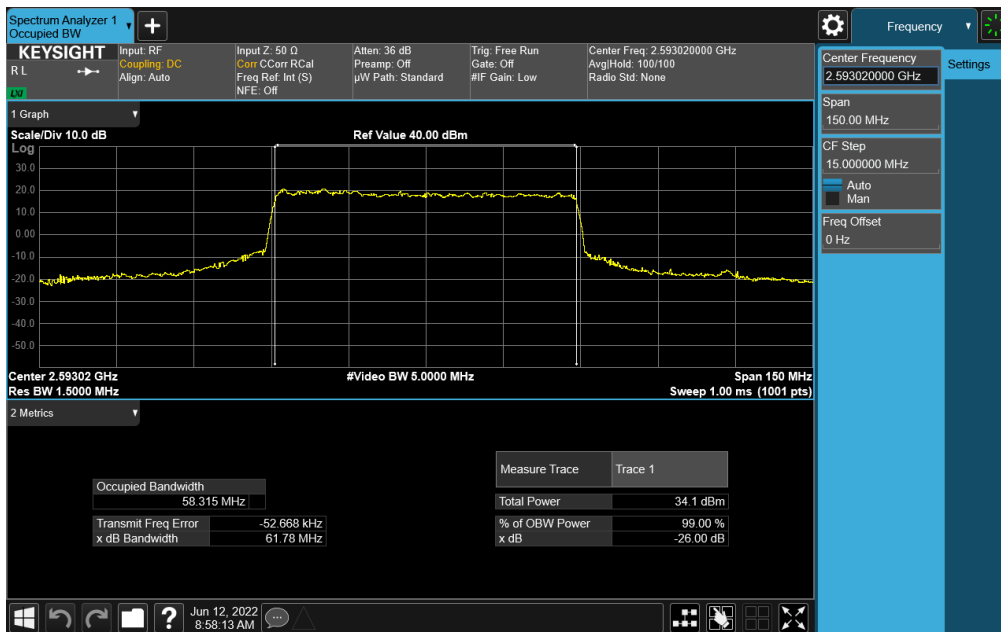
Plot 7-107. Occupied Bandwidth Plot (NR Band n41 - 60MHz QPSK - Full RB)

FCC ID: BCGA2757	<b>PART 27 MEASUREMENT REPORT</b>		<b>Approved by:</b> Technical Manager
<b>Test Report S/N:</b> 1C2205090023-04-R2.BCG	<b>Test Dates:</b> 7/3/2022 - 9/15/2022	<b>EUT Type:</b> Tablet Device	Page 70 of 284



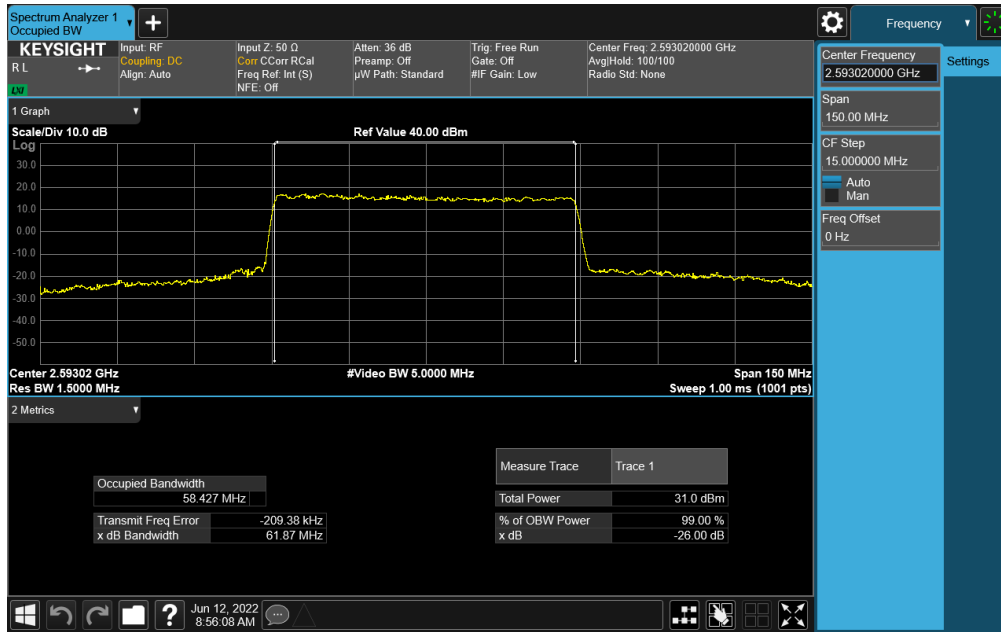


Plot 7-108. Occupied Bandwidth Plot (NR Band n41 - 60MHz 16-QAM - Full RB)

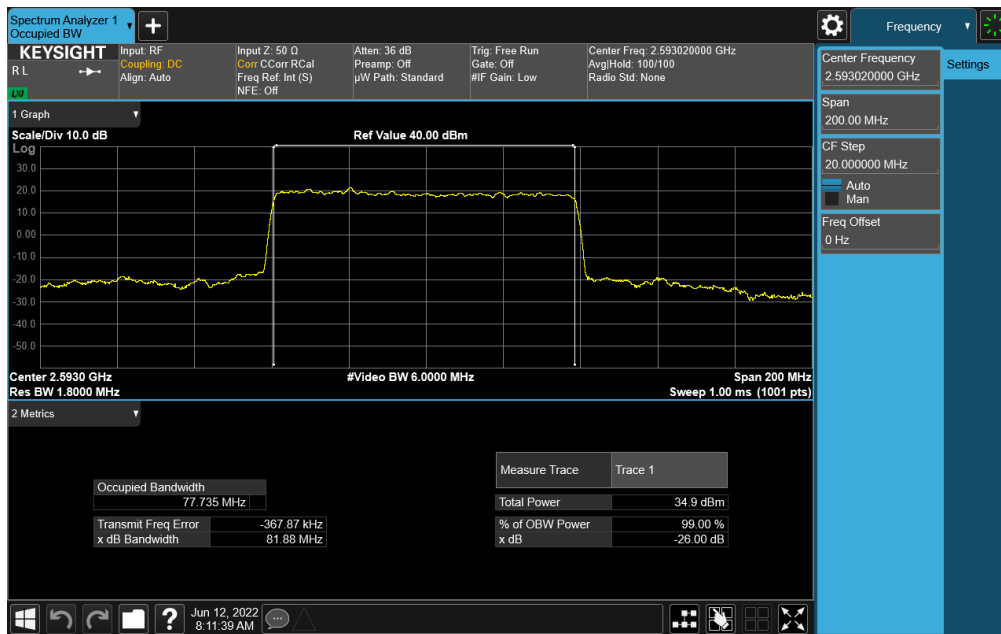


Plot 7-109. Occupied Bandwidth Plot (NR Band n41 - 60MHz 64-QAM - Full RB)

FCC ID: BCGA2757	PART 27 MEASUREMENT REPORT	Approved by: Technical Manager
Test Report S/N: 1C2205090023-04-R2.BCG	Test Dates: 7/3/2022 - 9/15/2022	EUT Type: Tablet Device
		Page 71 of 284

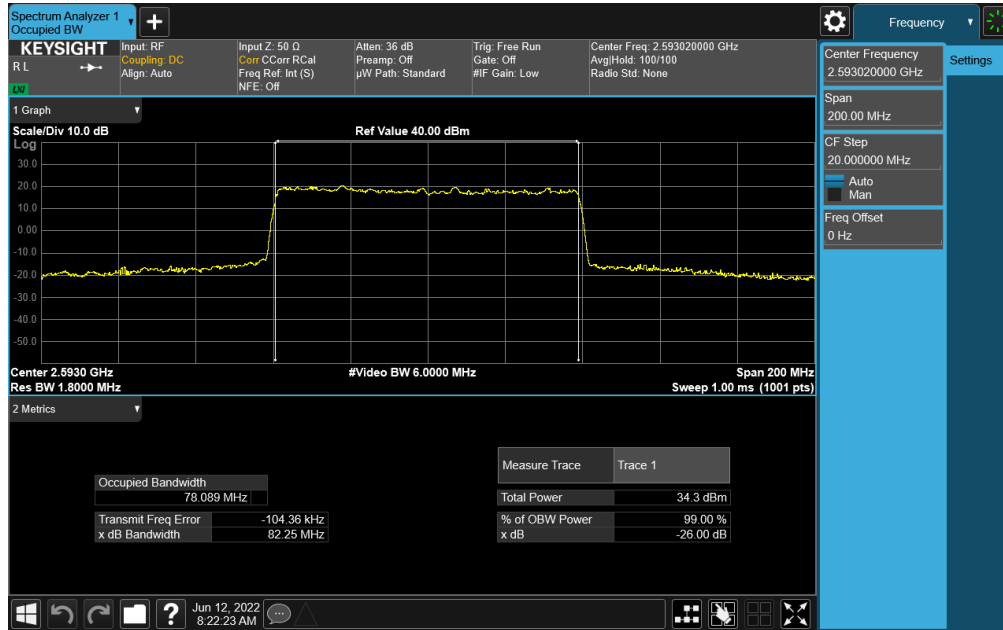


Plot 7-110. Occupied Bandwidth Plot (NR Band n41 - 60MHz 256-QAM - Full RB)

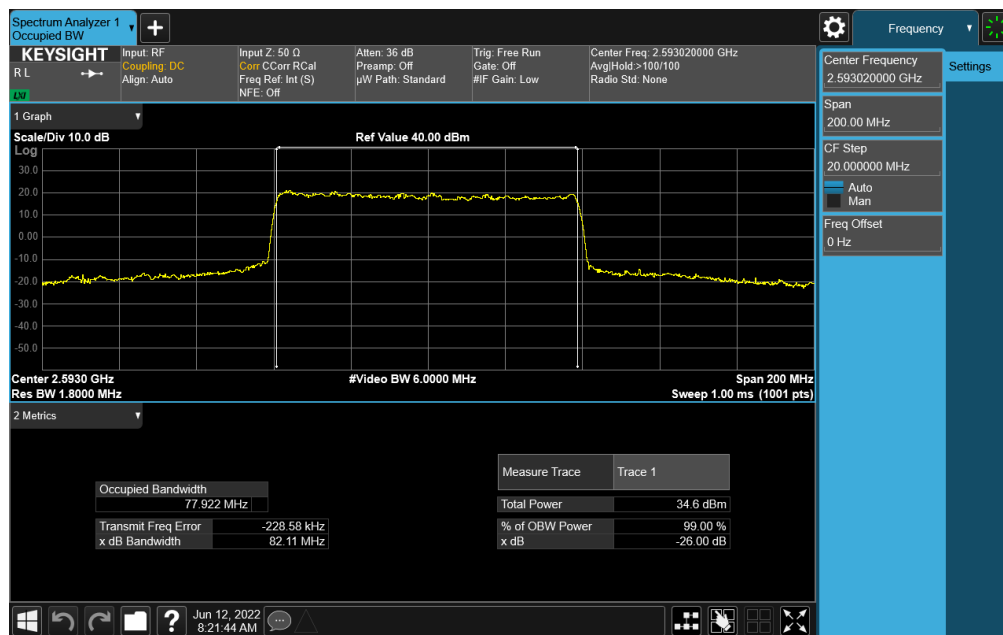


Plot 7-111. Occupied Bandwidth Plot (NR Band n41 - 80MHz  $\pi/2$  BPSK - Full RB)

FCC ID: BCGA2757	<b>PART 27 MEASUREMENT REPORT</b>		Approved by: Technical Manager
Test Report S/N: 1C2205090023-04-R2.BCG	Test Dates: 7/3/2022 - 9/15/2022	EUT Type: Tablet Device	Page 72 of 284

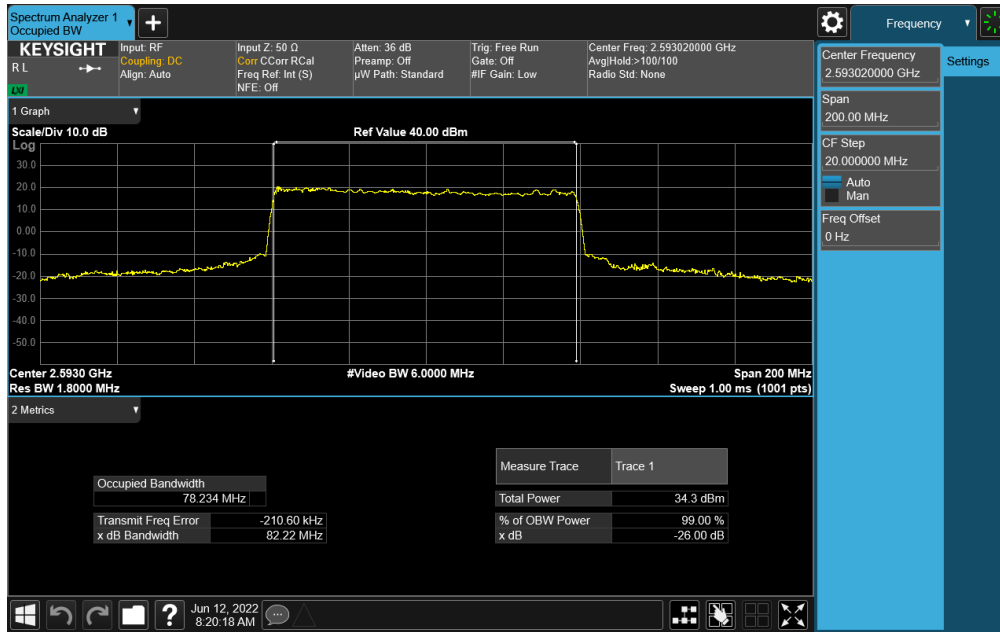


Plot 7-112. Occupied Bandwidth Plot (NR Band n41 - 80MHz QPSK - Full RB)

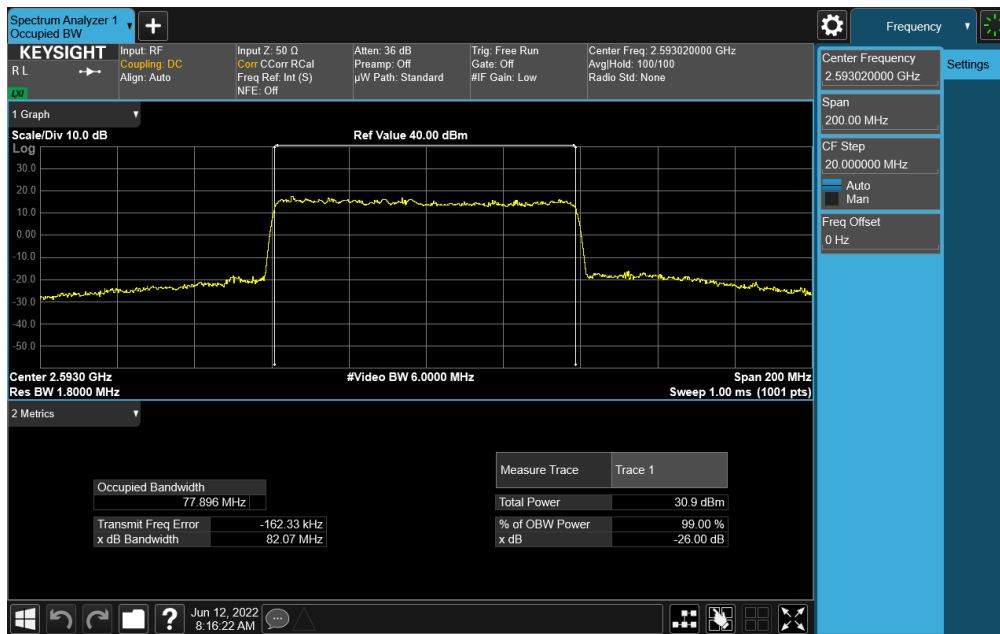


Plot 7-113. Occupied Bandwidth Plot (NR Band n41 - 80MHz 16-QAM - Full RB)

FCC ID: BCGA2757	PART 27 MEASUREMENT REPORT	Approved by: Technical Manager
Test Report S/N: 1C2205090023-04-R2.BCG	Test Dates: 7/3/2022 - 9/15/2022	EUT Type: Tablet Device
		Page 73 of 284



Plot 7-114. Occupied Bandwidth Plot (NR Band n41 - 80MHz 64-QAM - Full RB)



Plot 7-115. Occupied Bandwidth Plot (NR Band n41 - 80MHz 256-QAM - Full RB)

FCC ID: BCGA2757	PART 27 MEASUREMENT REPORT	Approved by: Technical Manager
Test Report S/N: 1C2205090023-04-R2.BCG	Test Dates: 7/3/2022 - 9/15/2022	EUT Type: Tablet Device
		Page 74 of 284

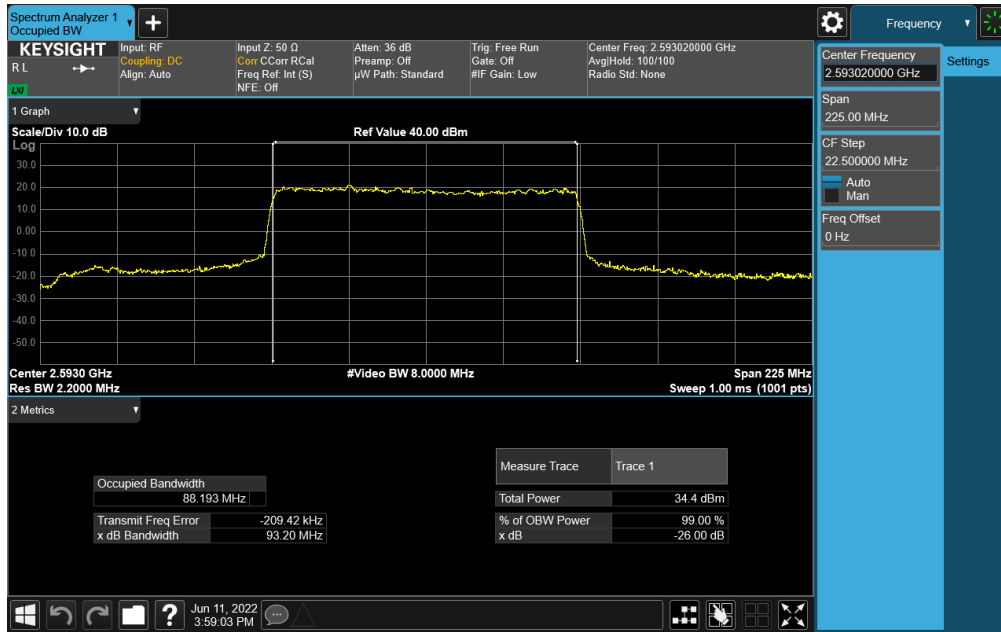


Plot 7-116. Occupied Bandwidth Plot (NR Band n41 - 90MHz  $\pi/2$  BPSK - Full RB)

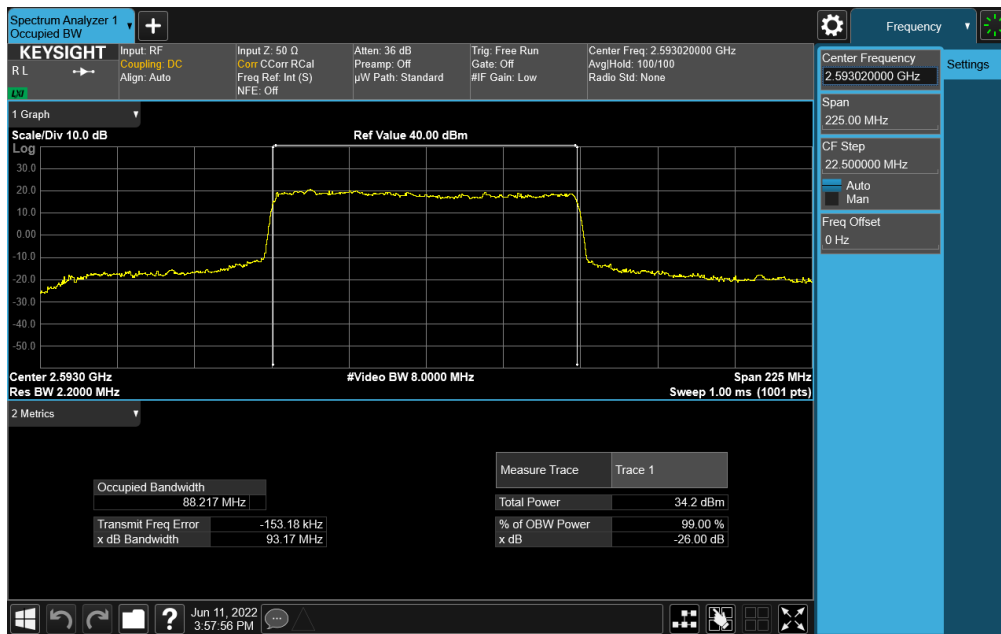


Plot 7-117. Occupied Bandwidth Plot (NR Band n41 - 90MHz QPSK - Full RB)

FCC ID: BCGA2757	PART 27 MEASUREMENT REPORT	Approved by: Technical Manager
Test Report S/N: 1C2205090023-04-R2.BCG	Test Dates: 7/3/2022 - 9/15/2022	EUT Type: Tablet Device
		Page 75 of 284

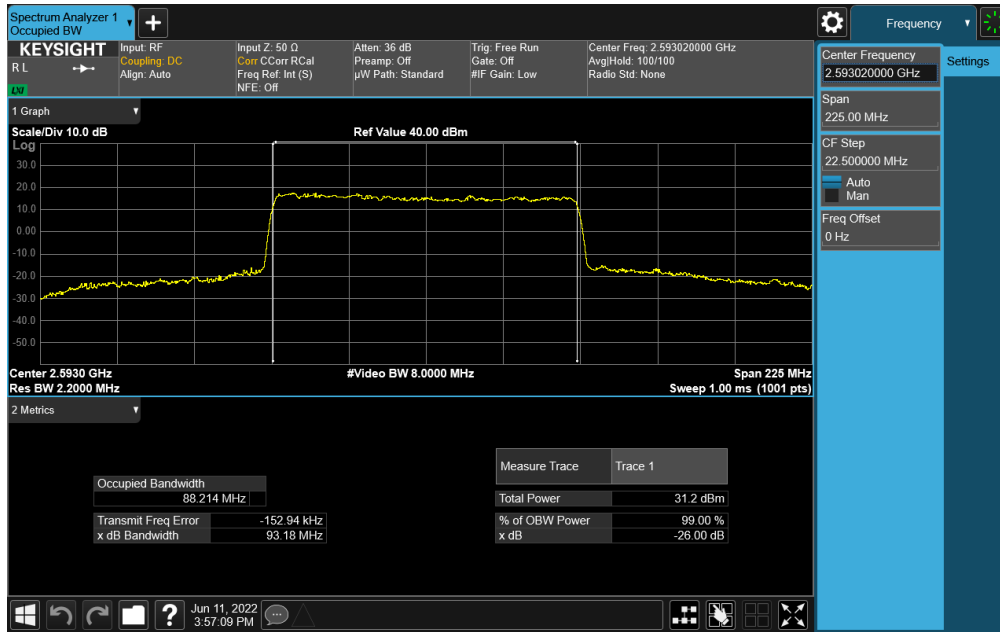


Plot 7-118. Occupied Bandwidth Plot (NR Band n41 - 90MHz 16-QAM - Full RB)

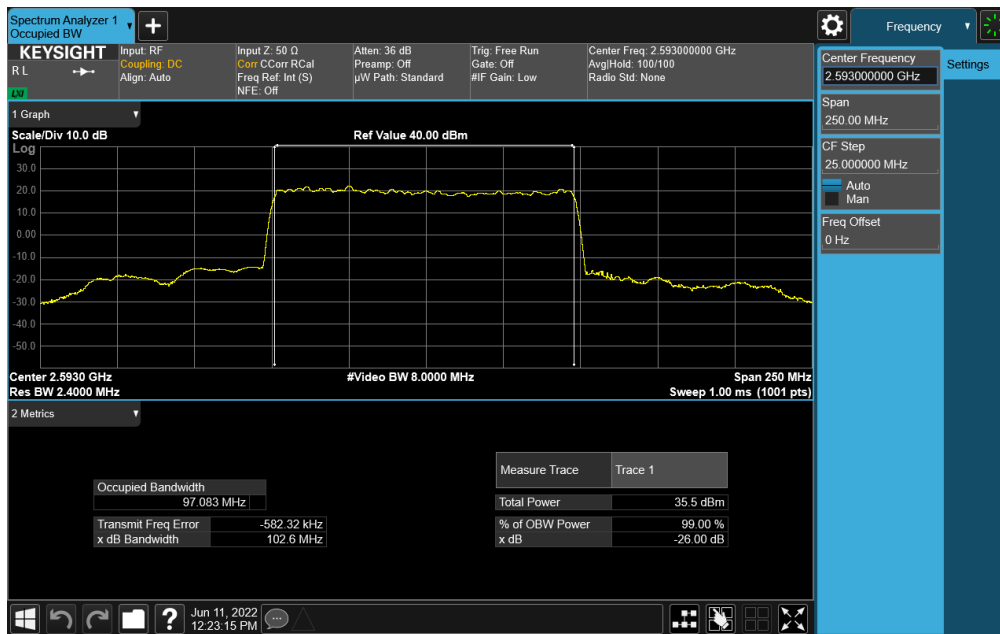


Plot 7-119. Occupied Bandwidth Plot (NR Band n41 - 90MHz 64-QAM - Full RB)

FCC ID: BCGA2757	PART 27 MEASUREMENT REPORT	Approved by: Technical Manager
Test Report S/N: 1C2205090023-04-R2.BCG	Test Dates: 7/3/2022 - 9/15/2022	Page 76 of 284
	EUT Type: Tablet Device	

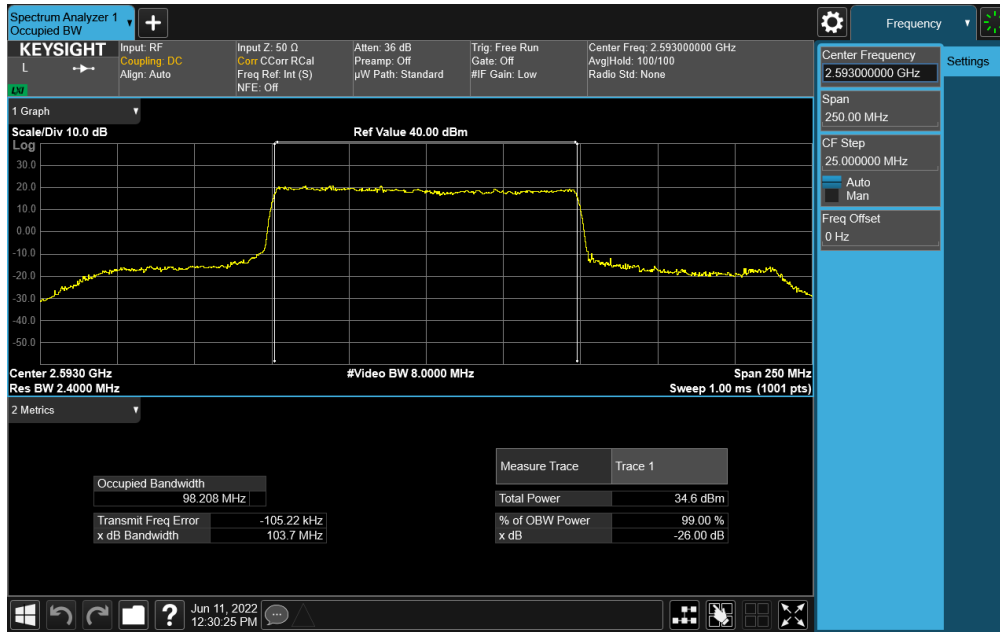


Plot 7-120. Occupied Bandwidth Plot (NR Band n41 - 90MHz 256-QAM - Full RB)

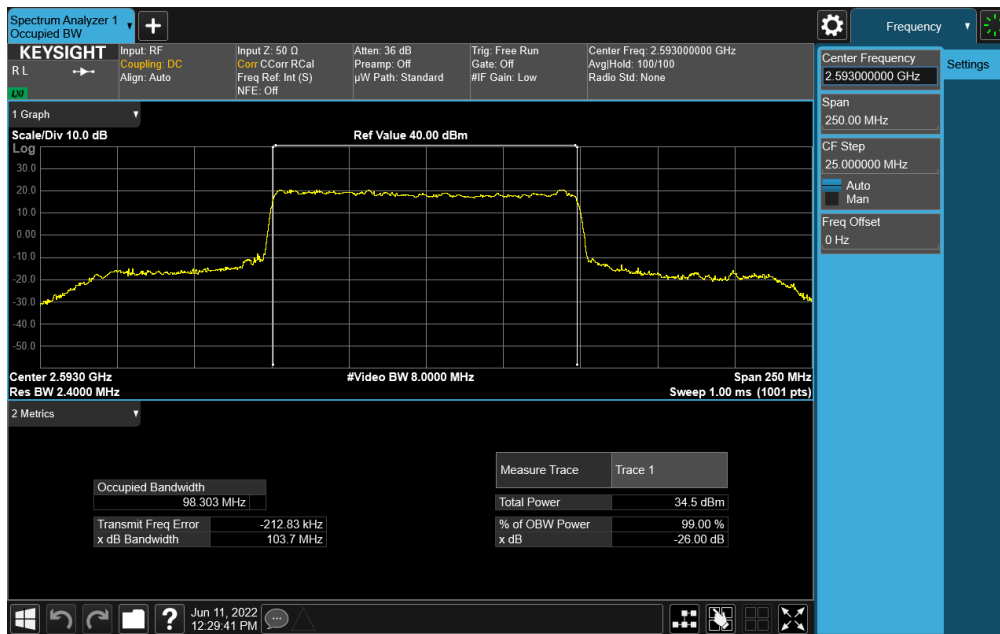


Plot 7-121. Occupied Bandwidth Plot (NR Band n41 - 100MHz  $\pi/2$  BPSK - Full RB)

FCC ID: BCGA2757	PART 27 MEASUREMENT REPORT	Approved by: Technical Manager
Test Report S/N: 1C2205090023-04-R2.BCG	Test Dates: 7/3/2022 - 9/15/2022	EUT Type: Tablet Device
		Page 77 of 284



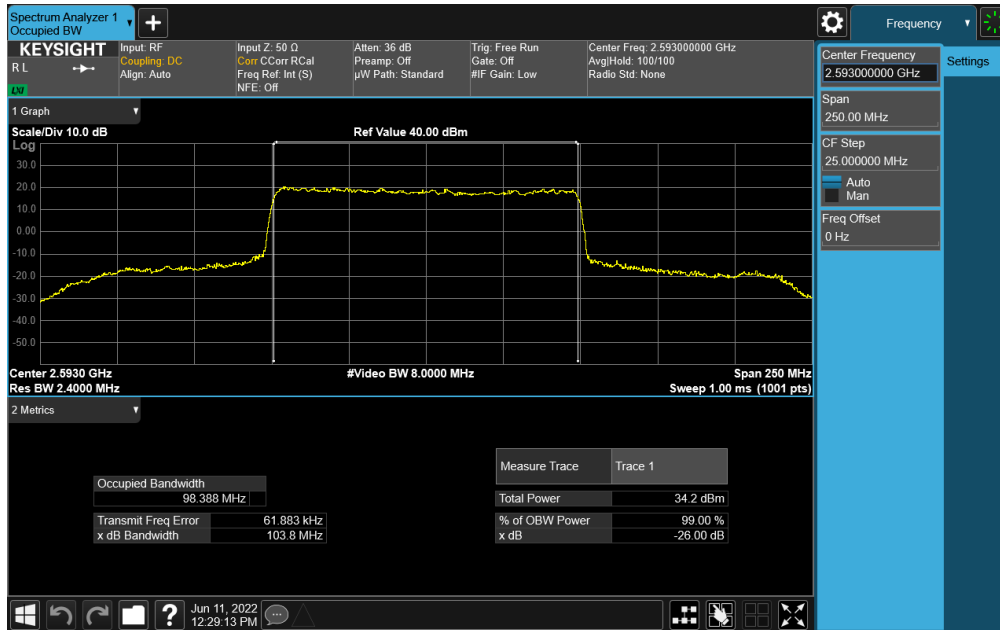
Plot 7-122. Occupied Bandwidth Plot (NR Band n41 - 100MHz QPSK - Full RB)



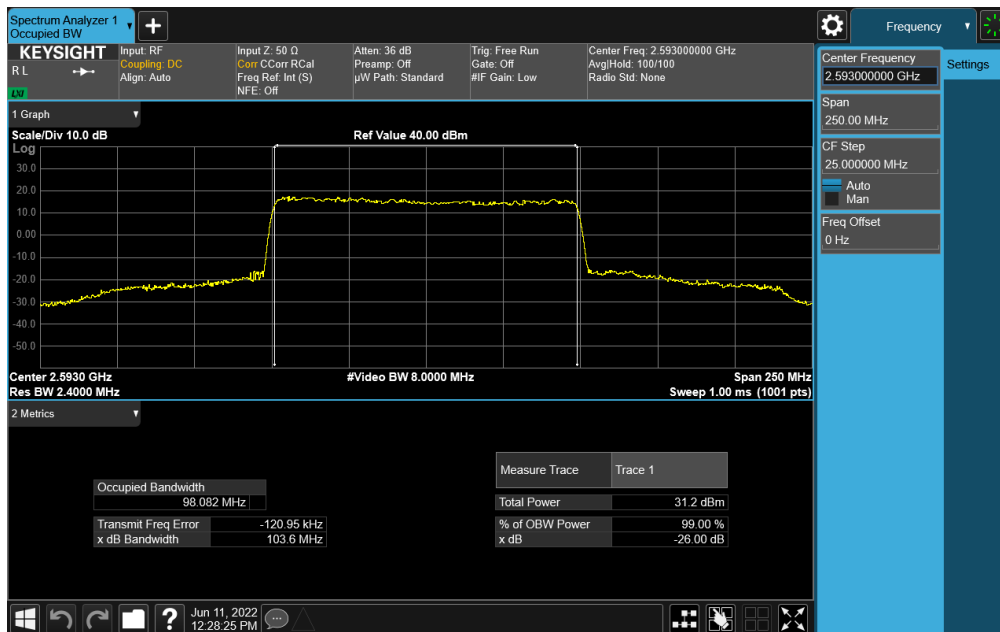
Plot 7-123. Occupied Bandwidth Plot (NR Band n41 - 100MHz 16-QAM - Full RB)

FCC ID: BCGA2757	PART 27 MEASUREMENT REPORT	Approved by: Technical Manager
Test Report S/N: 1C2205090023-04-R2.BCG	Test Dates: 7/3/2022 - 9/15/2022	Page 78 of 284
	EUT Type: Tablet Device	





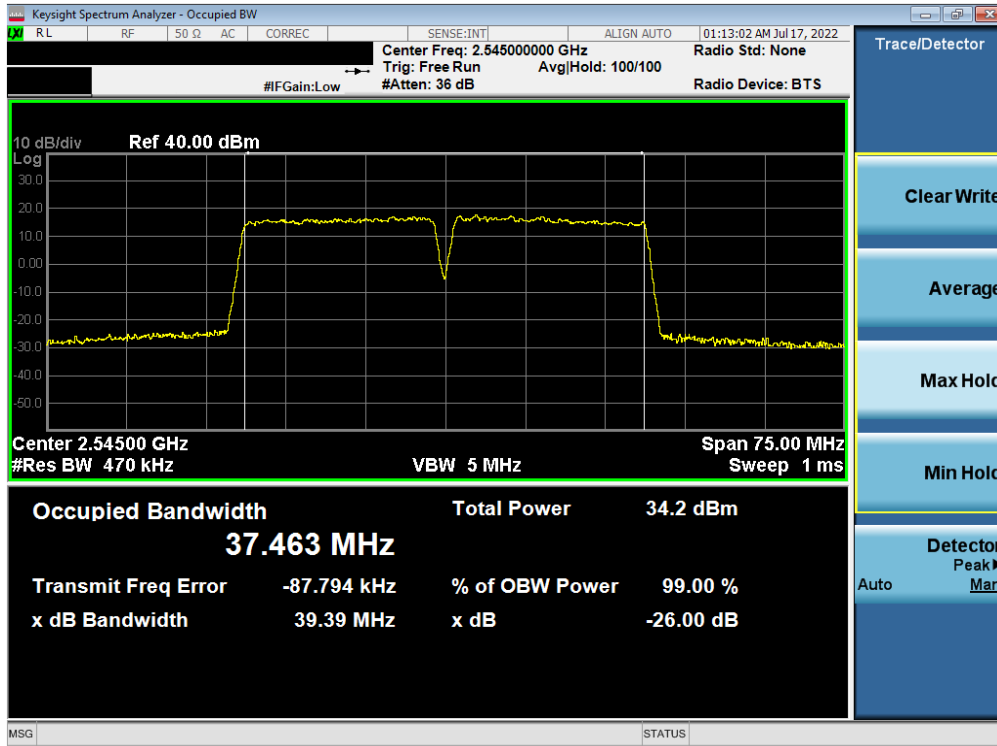
Plot 7-124. Occupied Bandwidth Plot (NR Band n41 - 100MHz 64-QAM - Full RB)



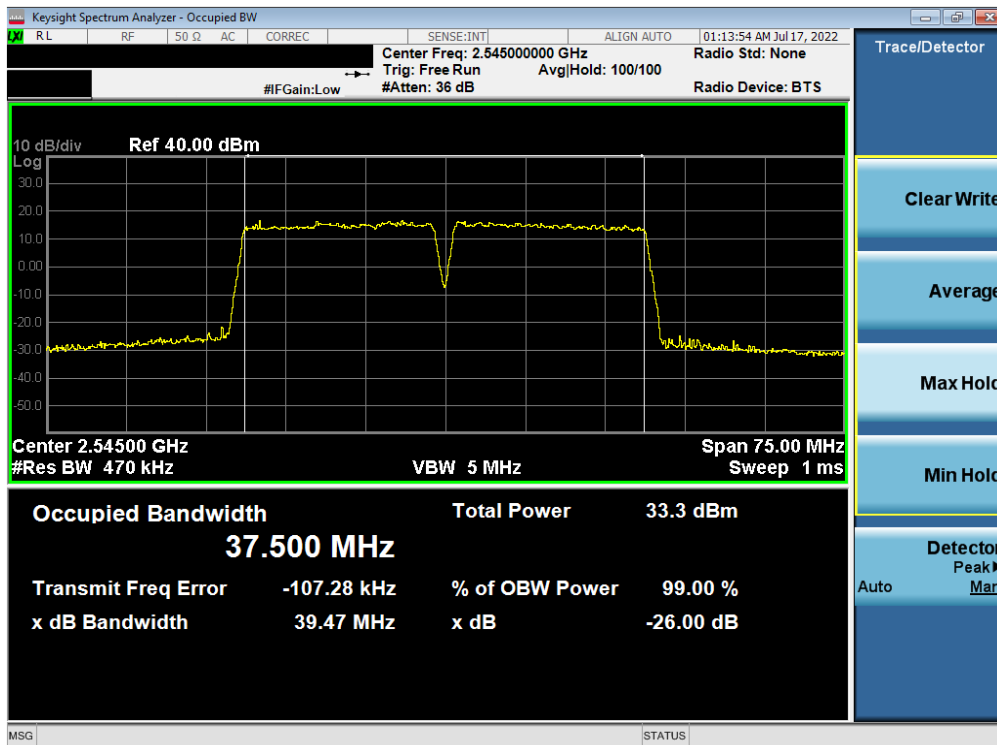
Plot 7-125. Occupied Bandwidth Plot (NR Band n41 - 100MHz 256-QAM - Full RB)

FCC ID: BCGA2757	PART 27 MEASUREMENT REPORT	Approved by: Technical Manager
Test Report S/N: 1C2205090023-04-R2.BCG	Test Dates: 7/3/2022 - 9/15/2022	EUT Type: Tablet Device
		Page 79 of 284

# ULCA - LTE Band 7

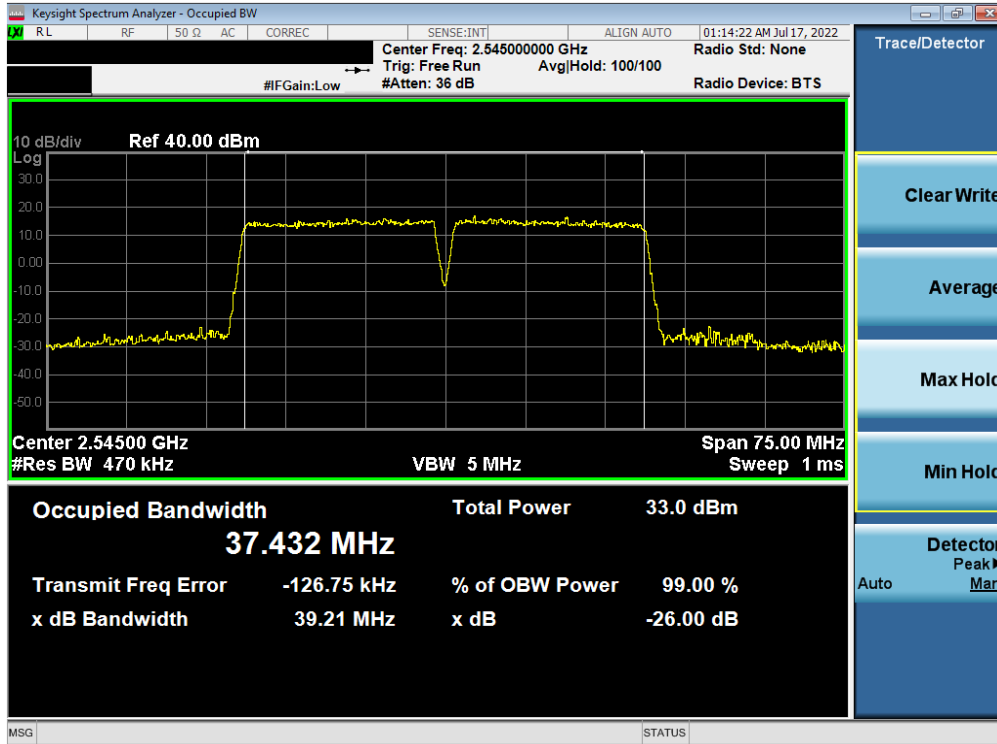


Plot 7-126. Occupied Bandwidth Plot (LTE Band 7 – (20+20)MHz QPSK - Full RB)

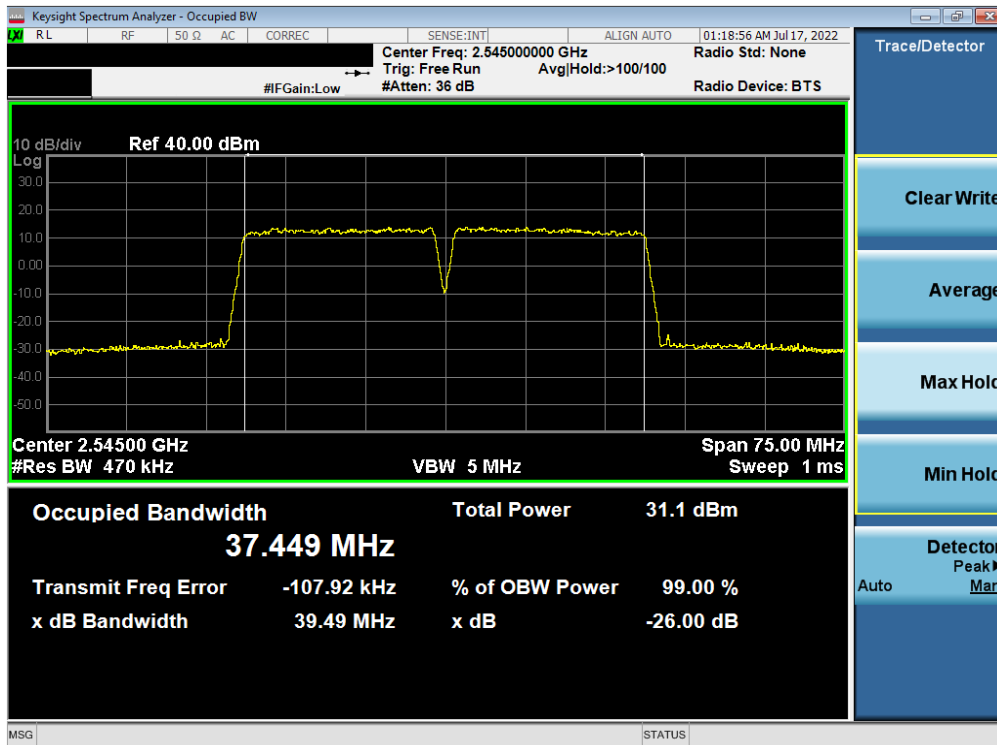


Plot 7-127. Occupied Bandwidth Plot (LTE Band 7 - (20+20)MHz 16-QAM - Full RB)

FCC ID: BCGA2757	PART 27 MEASUREMENT REPORT	Approved by: Technical Manager
Test Report S/N: 1C2205090023-04-R2.BCG	Test Dates: 7/3/2022 - 9/15/2022	EUT Type: Tablet Device
		Page 80 of 284



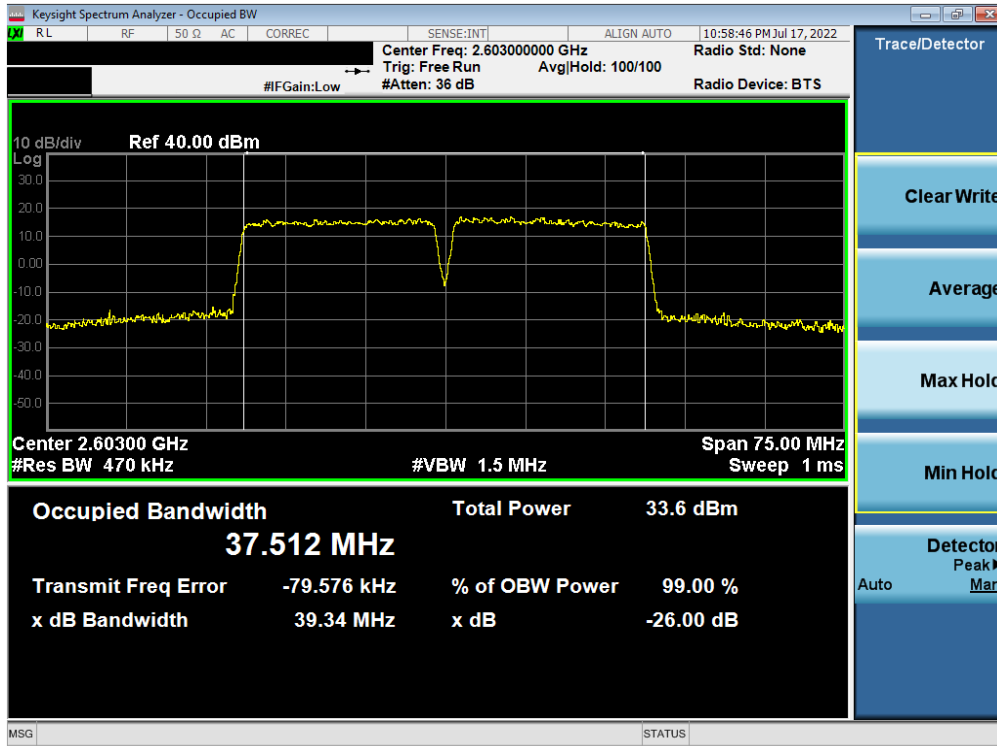
Plot 7-128. Occupied Bandwidth Plot (LTE Band 7 - (20+20)MHz 64-QAM - Full RB)



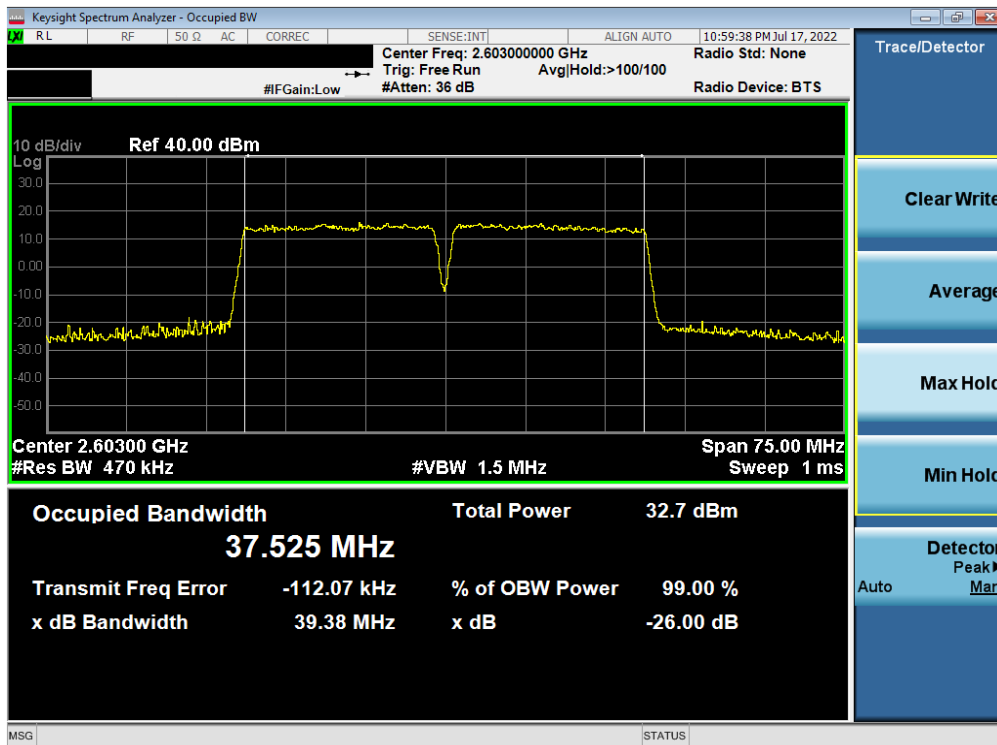
Plot 7-129. Occupied Bandwidth Plot (LTE Band 7 - (20+20)MHz 256-QAM - Full RB)

FCC ID: BCGA2757	PART 27 MEASUREMENT REPORT	Approved by: Technical Manager
Test Report S/N: 1C2205090023-04-R2.BCG	Test Dates: 7/3/2022 - 9/15/2022	EUT Type: Tablet Device
		Page 81 of 284

# ULCA - LTE Band 41

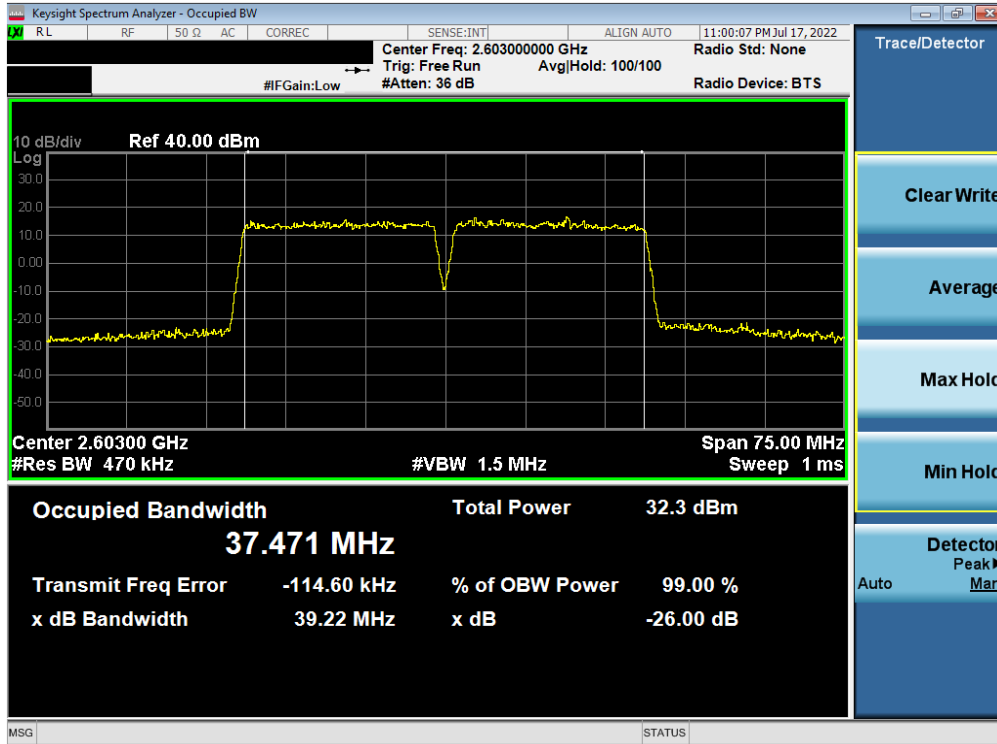


Plot 7-130. Occupied Bandwidth Plot (LTE Band 41 - (20+20)MHz QPSK - Full RB)

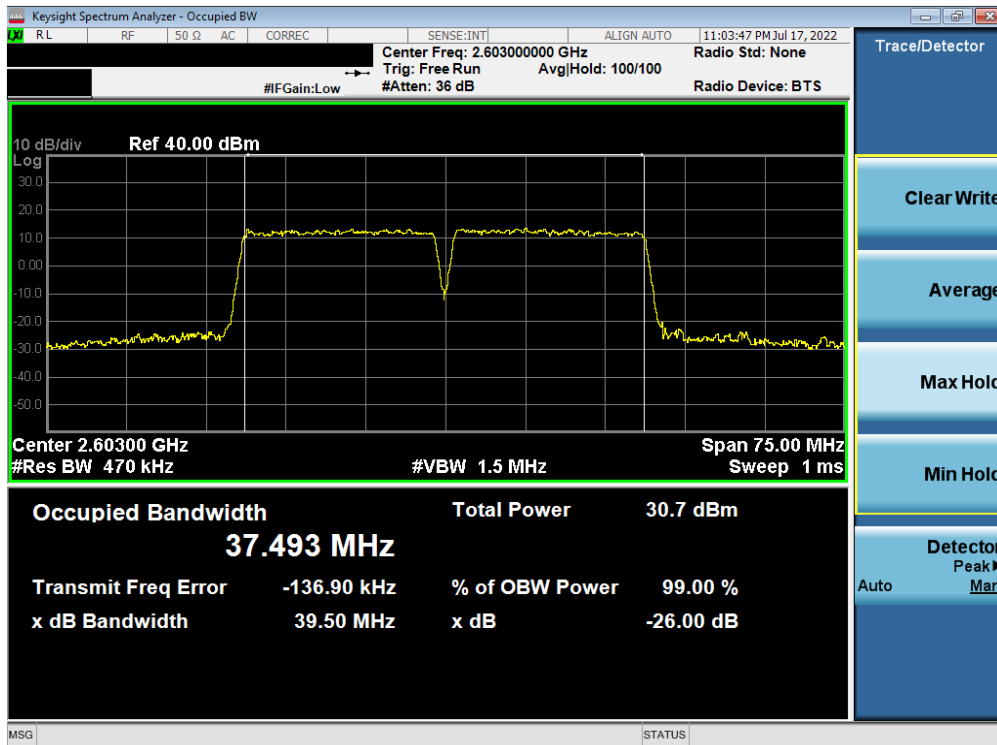


Plot 7-131. Occupied Bandwidth Plot (LTE Band 41 - (20+20)MHz 16-QAM - Full RB)

FCC ID: BCGA2757	PART 27 MEASUREMENT REPORT	Approved by: Technical Manager
Test Report S/N: 1C2205090023-04-R2.BCG	Test Dates: 7/3/2022 - 9/15/2022	EUT Type: Tablet Device
		Page 82 of 284



Plot 7-132. Occupied Bandwidth Plot (LTE Band 41 - (20+20)MHz 64-QAM - Full RB)



Plot 7-133. Occupied Bandwidth Plot (LTE Band 41 - (20+20)MHz 256-QAM - Full RB)

FCC ID: BCGA2757	PART 27 MEASUREMENT REPORT		Approved by: Technical Manager
Test Report S/N: 1C2205090023-04-R2.BCG	Test Dates: 7/3/2022 - 9/15/2022	EUT Type: Tablet Device	Page 83 of 284

### 7.3 Spurious and Harmonic Emissions at Antenna Terminal

§2.1051, §27.53(a), §27.53(m)

#### Test Overview

The level of the carrier and the various conducted spurious and harmonic frequencies is measured by means of a calibrated spectrum analyzer. The spectrum is scanned from the lowest frequency generated in the equipment up to a frequency including its 10<sup>th</sup> harmonic. All out of band emissions are measured with a spectrum analyzer connected to the antenna terminal of the EUT while the EUT is operating at maximum power, and at the appropriate frequencies. All data rates were investigated to determine the worst case configuration. All modes of operation were investigated and the worst case configuration results are reported in this section. All ports were tested and only the worst case data were reported.

**For Band 30, the minimum permissible attenuation level of any spurious emission <228MHz and >2365MHz is  $70 + 10 \log_{10}(P_{[Watts]})$ .**

**For LTE Bands 7, 41, and NR FR1 Band n41 the minimum permissible, n41 the minimum permissible attenuation level of any spurious emission is  $55 + 10 \log_{10}(P_{[Watts]})$ .**

#### Test Procedure Used

KDB 971168 D01 v03r01 – Section 6.0

#### Test Settings

1. Start frequency was set to 30MHz and stop frequency was set to 10GHz (separated into at least two plots per channel)
2. Detector = RMS
3. Trace mode = trace average for continuous emissions, max hold for pulse emissions
4. Sweep time = auto couple
5. The trace was allowed to stabilize
6. Please see test notes below for RBW and VBW settings

#### Test Setup

The EUT and measurement equipment were set up as shown in the diagram below.

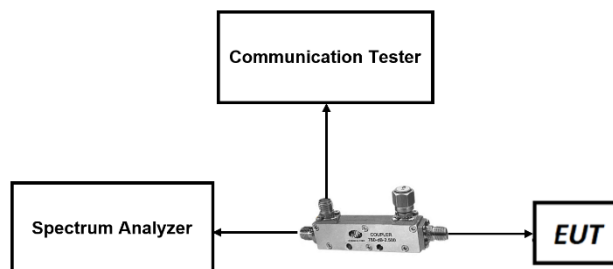




Figure 7-2. Test Instrument & Measurement Setup

FCC ID: BCGA2757	 <b>PART 27 MEASUREMENT REPORT</b>		Approved by: Technical Manager
Test Report S/N: 1C2205090023-04-R2.BCG	Test Dates: 7/3/2022 - 9/15/2022	EUT Type: Tablet Device	Page 84 of 284

V2.2 2/15/2022

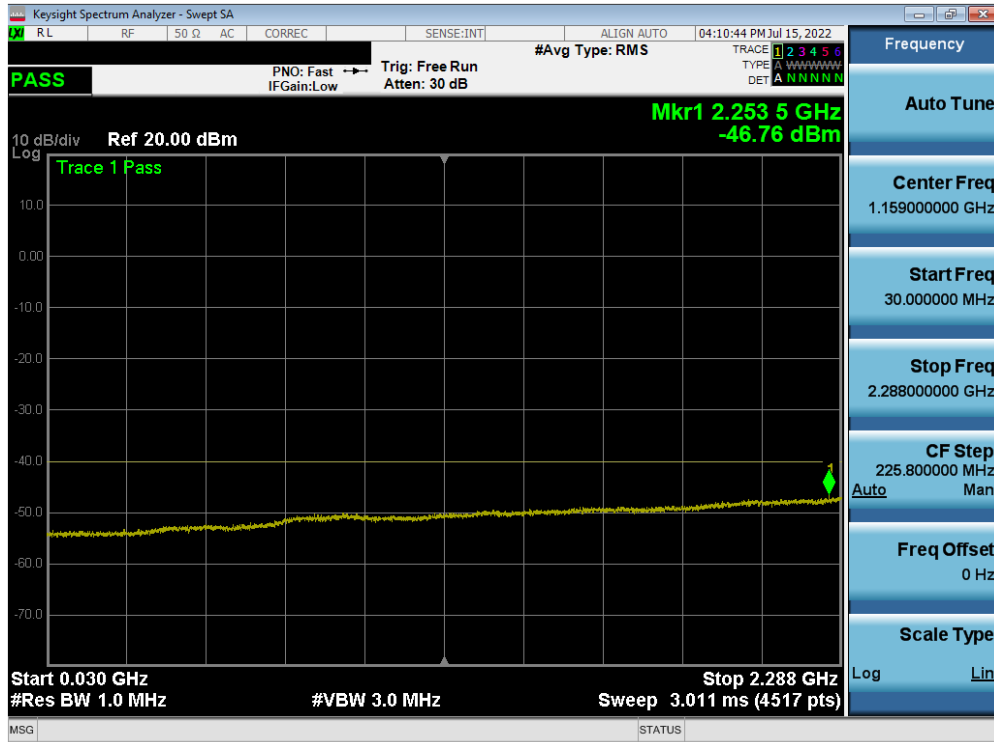
**Test Notes**

1. Compliance with the applicable limits is based on the use of measurement instrumentation employing a resolution bandwidth 100 kHz or greater for measurements below 1GHz. However, in the 1 MHz bands immediately outside and adjacent to the frequency block a resolution bandwidth of at least one percent of the emission bandwidth of the fundamental emission of the transmitter may be employed. The emission bandwidth is defined as the width of the signal between two points, one below the carrier center frequency and one above the carrier center frequency, outside of which all emission are attenuated at least 26 dB below the transmitter power.
2. For NR operation, all subcarrier spacings (SCS) and transmission schemes (e.g. CP-OFDM and DFT-s-OFDM) were investigated to determine the worst case configuration. All modes of operation were investigated and the worst case configuration results are reported in this section.
3. Uplink carrier aggregation for LTE Band 7 is only supported in this EUT while operating in Power Class 3.
4. Uplink carrier aggregation for LTE Band 41 is supported in this EUT while operating in Power Class 2 and Power Class 3.
5. Uplink carrier aggregation intra-band conducted spurious emissions were evaluated for the two contiguous channels using various combinations of RB size, RB offset, modulation, and channel bandwidth. The worst case configuration results are reported in this section.
6. Uplink carrier aggregation inter-band emission was investigated and found to not be the worst case.

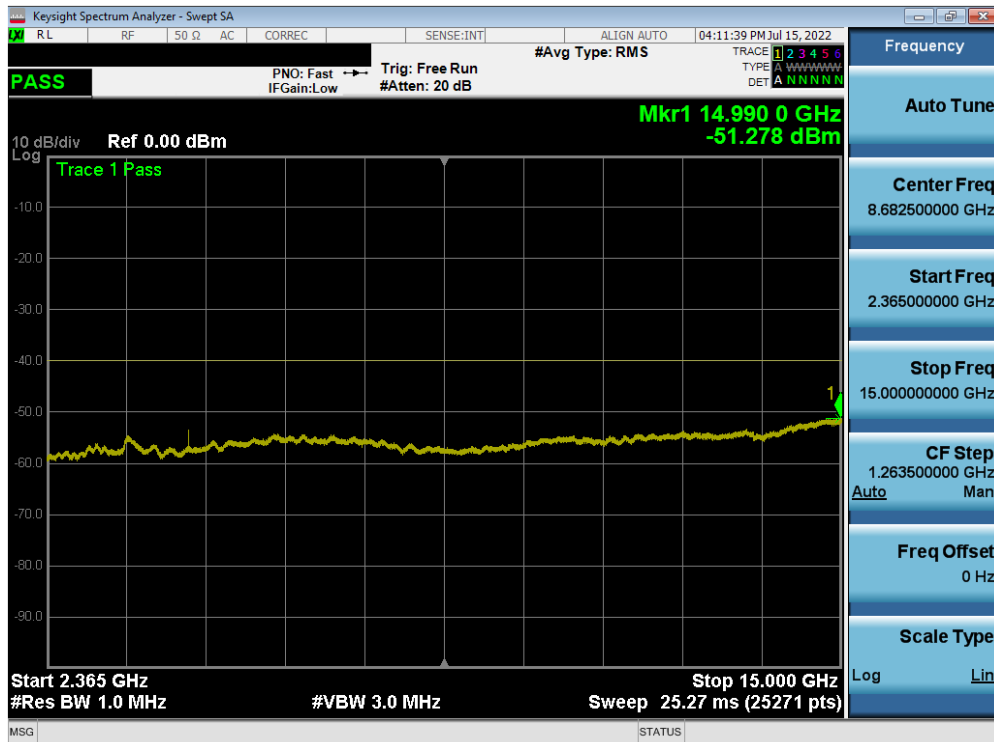
<b>FCC ID:</b> BCGA2757	 <b>PART 27 MEASUREMENT REPORT</b>		<b>Approved by:</b> Technical Manager
<b>Test Report S/N:</b> 1C2205090023-04-R2.BCG	<b>Test Dates:</b> 7/3/2022 - 9/15/2022	<b>EUT Type:</b> Tablet Device	Page 85 of 284

V2.2 2/15/2022

### LTE Band 30



Plot 7-134. Conducted Spurious Plot (LTE Band 30 - 5MHz QPSK - RB Size 1, RB Offset 0 – Low Channel)

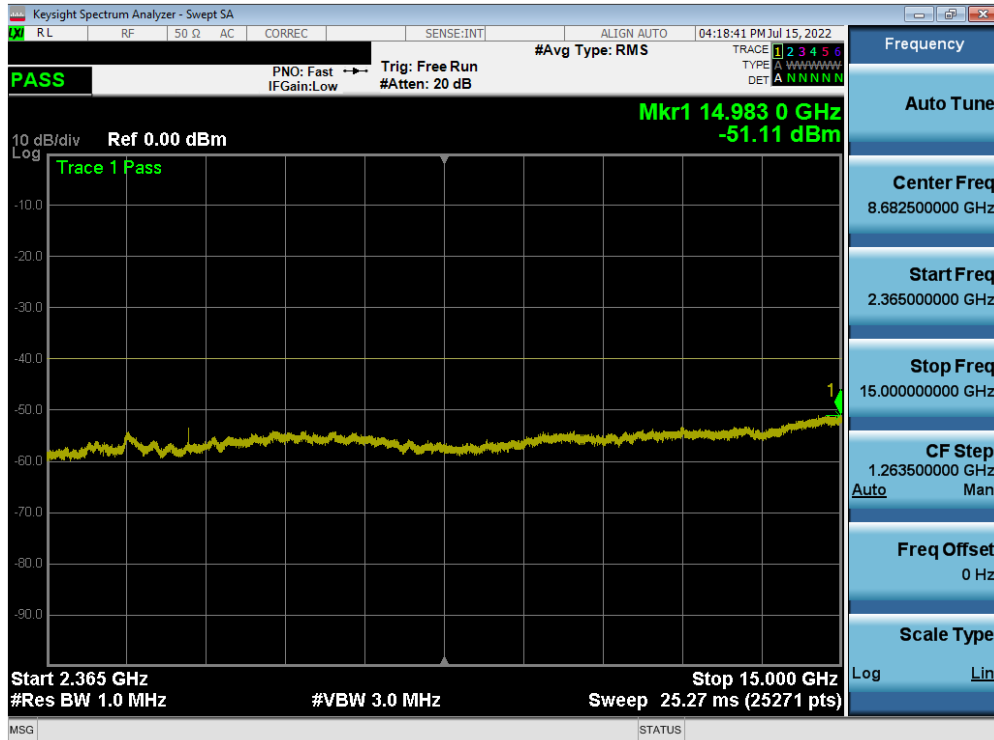


Plot 7-135. Conducted Spurious Plot (LTE Band 30 - 5MHz QPSK - RB Size 1, RB Offset 0 – Low Channel)

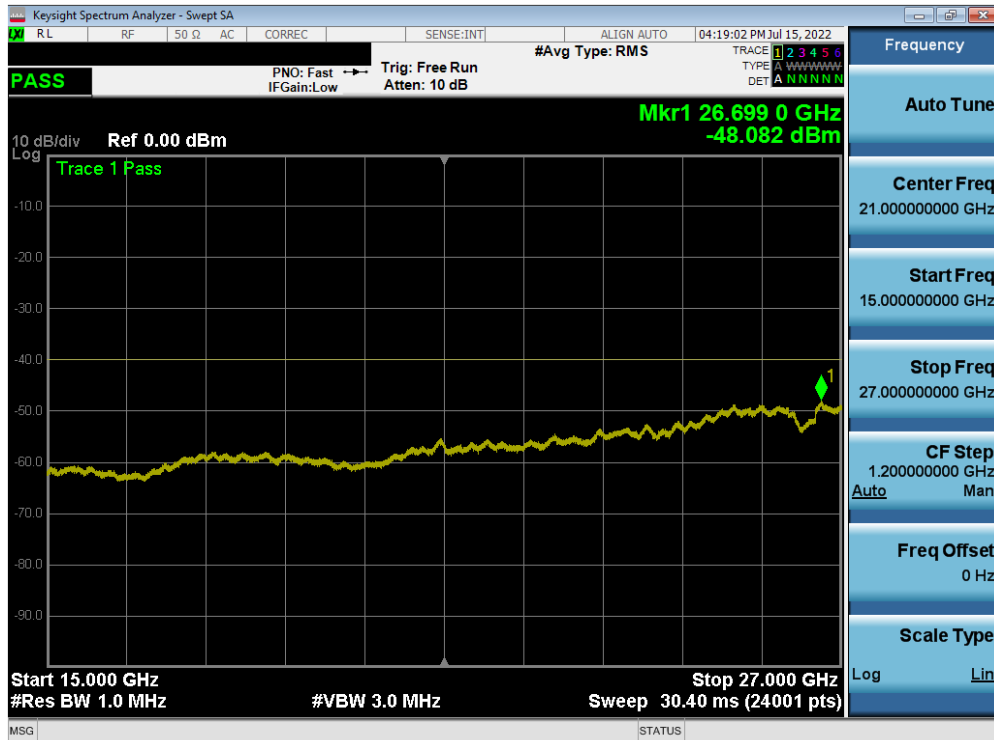
FCC ID: BCGA2757	PART 27 MEASUREMENT REPORT	Approved by: Technical Manager
Test Report S/N: 1C2205090023-04-R2.BCG	Test Dates: 7/3/2022 - 9/15/2022	EUT Type: Tablet Device
		Page 86 of 284





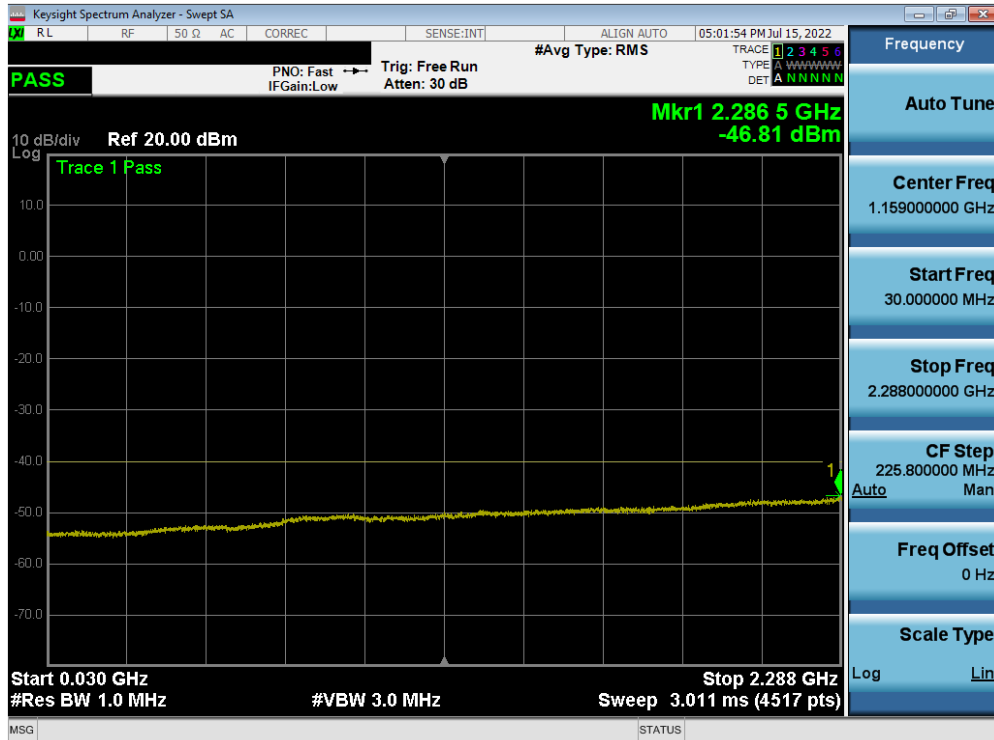


Plot 7-138. Conducted Spurious Plot (LTE Band 30 - 10MHz QPSK - RB Size 1, RB Offset 0 – Mid Channel)

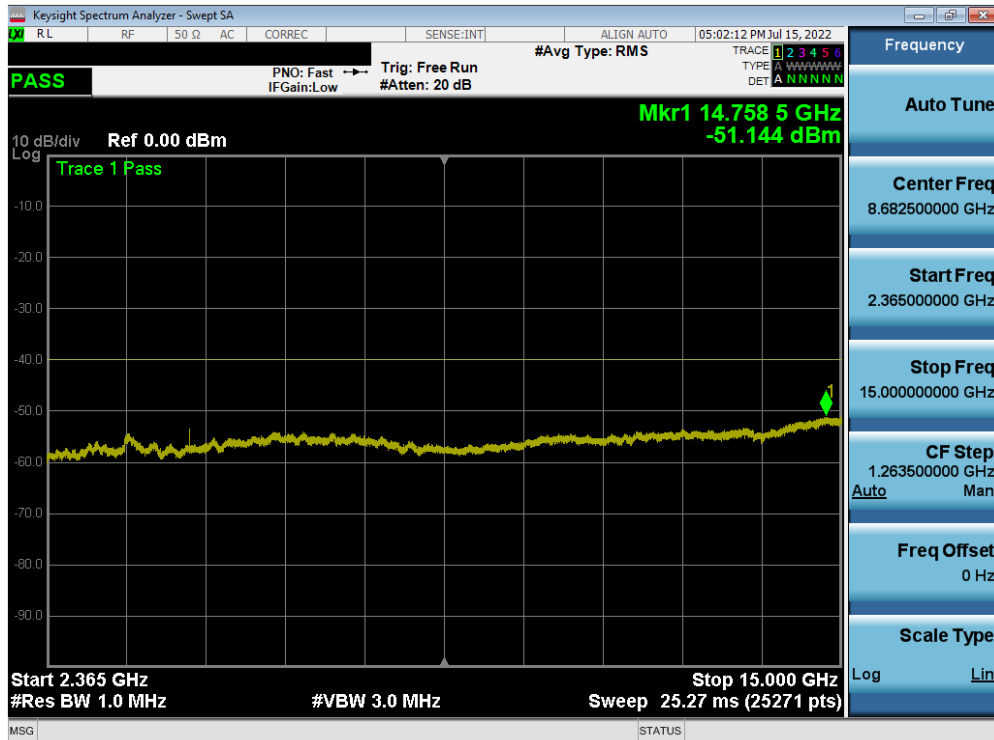


Plot 7-139. Conducted Spurious Plot (LTE Band 30 - 10MHz QPSK - RB Size 1, RB Offset 0 – Mid Channel)

FCC ID: BCGA2757	PART 27 MEASUREMENT REPORT	Approved by: Technical Manager
Test Report S/N: 1C2205090023-04-R2.BCG	Test Dates: 7/3/2022 - 9/15/2022	EUT Type: Tablet Device
		Page 88 of 284

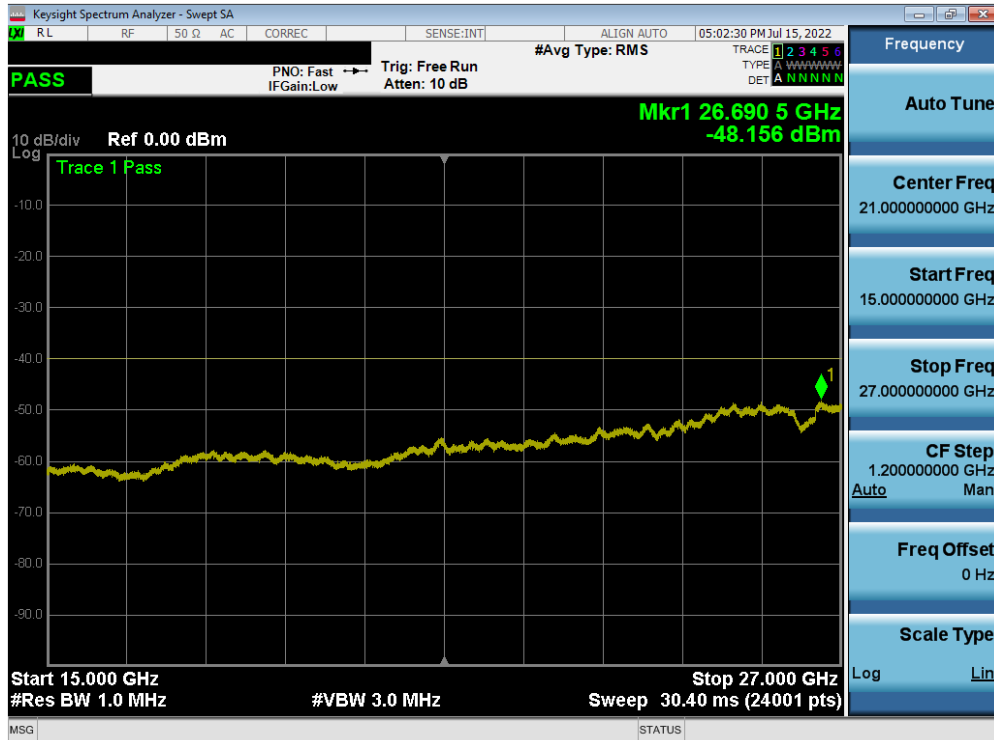


Plot 7-140. Conducted Spurious Plot (LTE Band 30 - 5MHz QPSK - RB Size 1, RB Offset 0 – High Channel)



Plot 7-141. Conducted Spurious Plot (LTE Band 30 - 5MHz QPSK - RB Size 1, RB Offset 0 – High Channel)

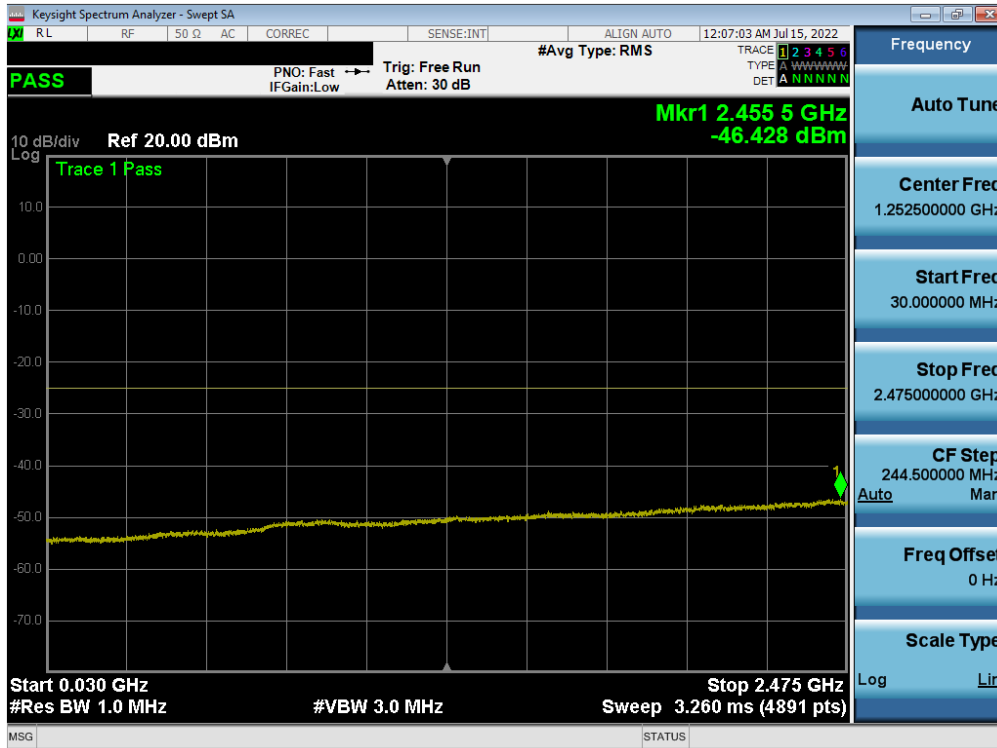
FCC ID: BCGA2757	PART 27 MEASUREMENT REPORT	Approved by: Technical Manager
Test Report S/N: 1C2205090023-04-R2.BCG	Test Dates: 7/3/2022 - 9/15/2022	EUT Type: Tablet Device
		Page 89 of 284



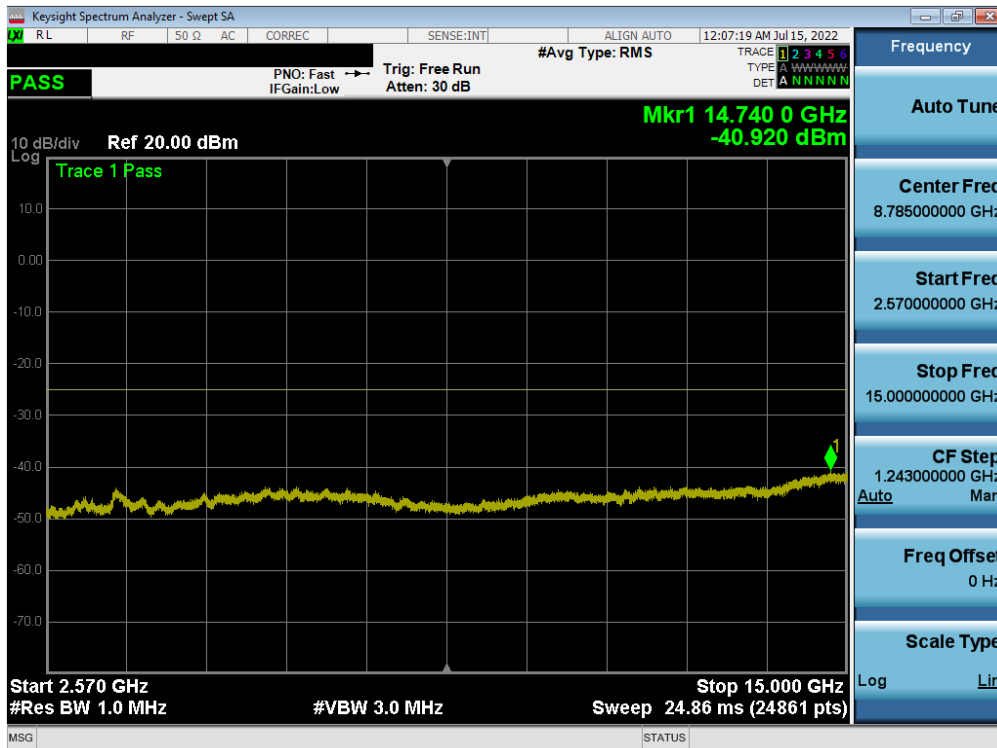
Plot 7-142. Conducted Spurious Plot (LTE Band 30 - 5MHz QPSK - RB Size 1, RB Offset 0 – High Channel)

FCC ID: BCGA2757	<b>PART 27 MEASUREMENT REPORT</b>		Approved by: Technical Manager
Test Report S/N: 1C2205090023-04-R2.BCG	Test Dates: 7/3/2022 - 9/15/2022	EUT Type: Tablet Device	Page 90 of 284

## LTE Band 7



Plot 7-143. Conducted Spurious Plot (LTE Band 7 - 20MHz QPSK - RB Size 1, RB Offset 0 - Low Channel)

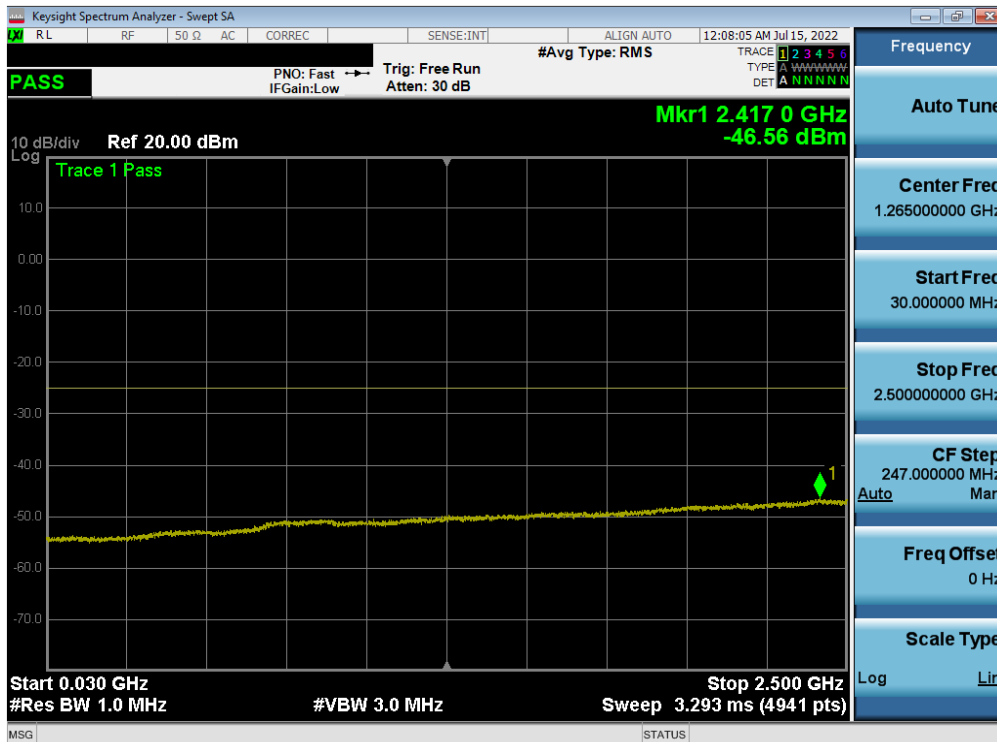


Plot 7-144. Conducted Spurious Plot (LTE Band 7 - 20MHz QPSK - RB Size 1, RB Offset 0 - Low Channel)

FCC ID: BCGA2757	PART 27 MEASUREMENT REPORT	Approved by: Technical Manager
Test Report S/N: 1C2205090023-04-R2.BCG	Test Dates: 7/3/2022 - 9/15/2022	EUT Type: Tablet Device
		Page 91 of 284



Plot 7-145. Conducted Spurious Plot (LTE Band 7 - 20MHz QPSK - RB Size 1, RB Offset 0 - Low Channel)

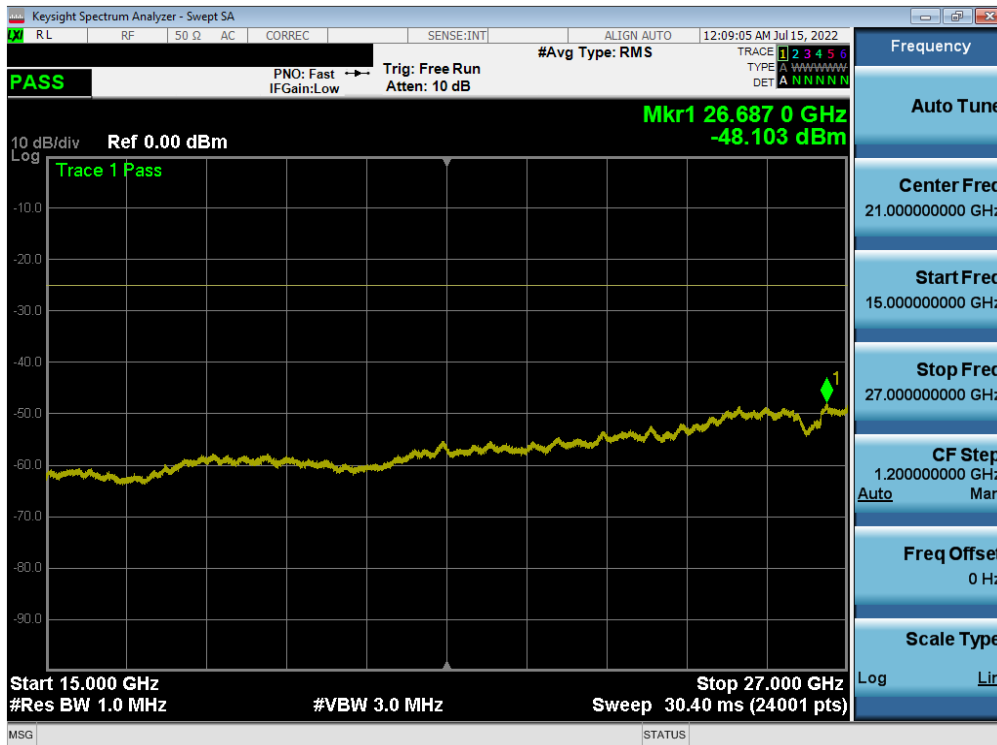


Plot 7-146. Conducted Spurious Plot (LTE Band 7 - 20MHz QPSK - RB Size 1, RB Offset 0 - Mid Channel)

FCC ID: BCGA2757	PART 27 MEASUREMENT REPORT		Approved by: Technical Manager
Test Report S/N: 1C2205090023-04-R2.BCG	Test Dates: 7/3/2022 - 9/15/2022	EUT Type: Tablet Device	Page 92 of 284



Plot 7-147. Conducted Spurious Plot (LTE Band 7 - 20MHz QPSK - RB Size 1, RB Offset 0 - Mid Channel)



Plot 7-148. Conducted Spurious Plot (LTE Band 7 - 20MHz QPSK - RB Size 1, RB Offset 0 - Mid Channel)

FCC ID: BCGA2757	PART 27 MEASUREMENT REPORT	Approved by: Technical Manager
Test Report S/N: 1C2205090023-04-R2.BCG	Test Dates: 7/3/2022 - 9/15/2022	EUT Type: Tablet Device
		Page 93 of 284



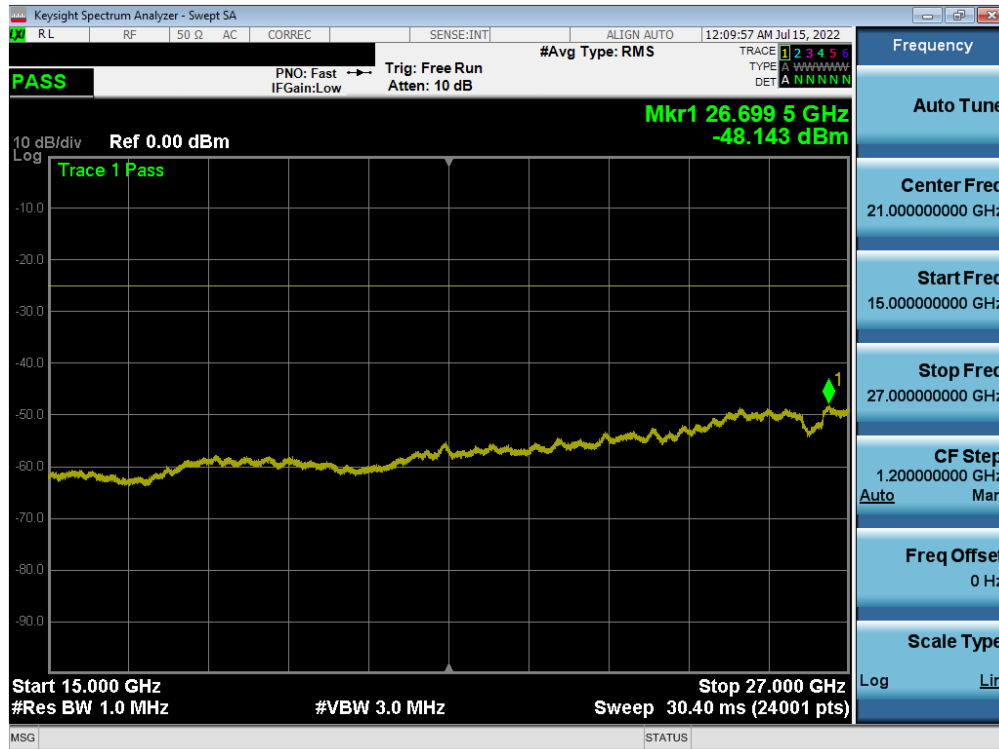
Plot 7-149. Conducted Spurious Plot (LTE Band 7 - 20MHz QPSK - RB Size 1, RB Offset 0 - High Channel)



Plot 7-150. Conducted Spurious Plot (LTE Band 7 - 20MHz QPSK - RB Size 1, RB Offset 0 - High Channel)

FCC ID: BCGA2757	PART 27 MEASUREMENT REPORT		Approved by: Technical Manager
Test Report S/N: 1C2205090023-04-R2.BCG	Test Dates: 7/3/2022 - 9/15/2022	EUT Type: Tablet Device	Page 94 of 284

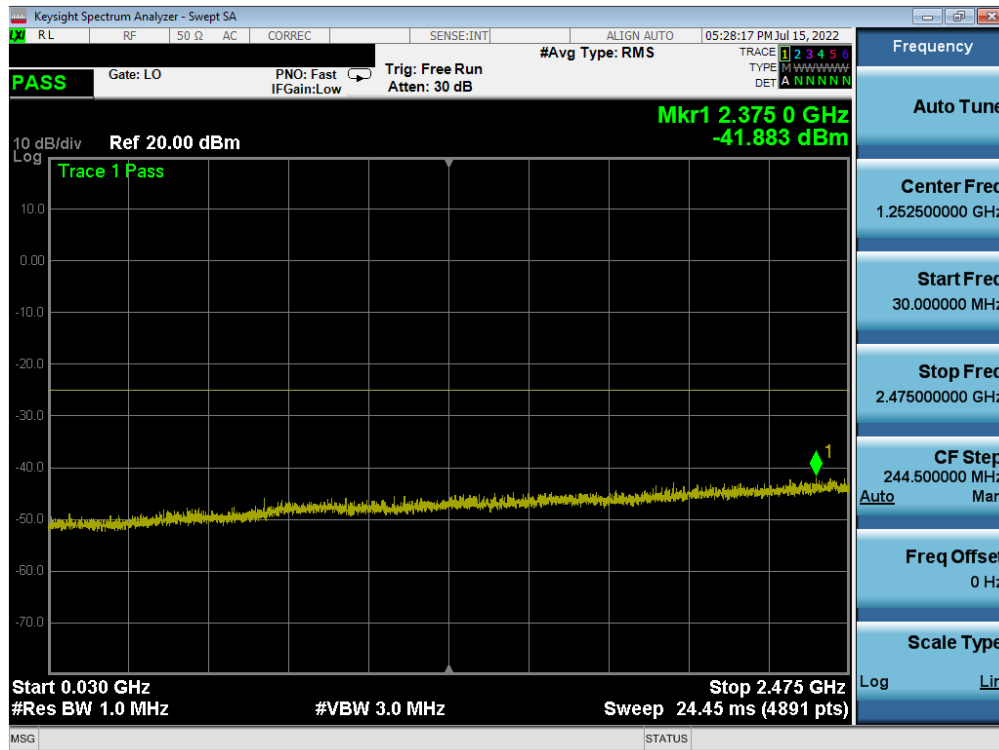




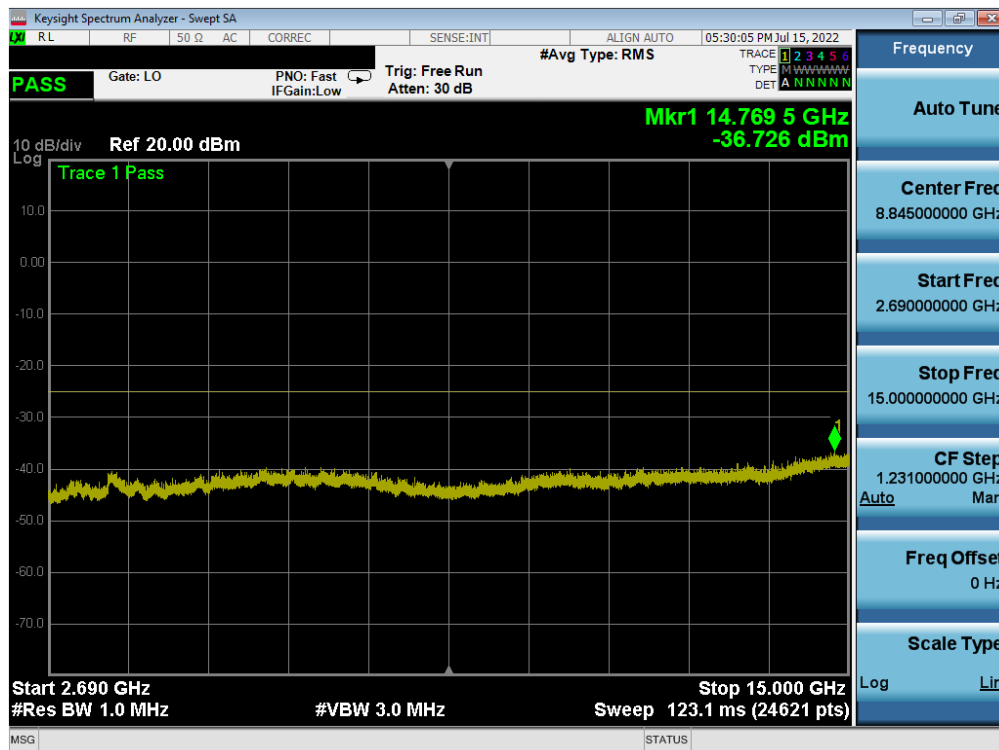
Plot 7-151. Conducted Spurious Plot (LTE Band 7 - 20MHz QPSK - RB Size 1, RB Offset 0 - High Channel)

FCC ID: BCGA2757	<b>PART 27 MEASUREMENT REPORT</b>		Approved by: Technical Manager
Test Report S/N: 1C2205090023-04-R2.BCG	Test Dates: 7/3/2022 - 9/15/2022	EUT Type: Tablet Device	Page 95 of 284

# LTE Band 41



Plot 7-152. Conducted Spurious Plot (LTE Band 41 - 20MHz QPSK - RB Size 1, RB Offset 0 - Low Channel)

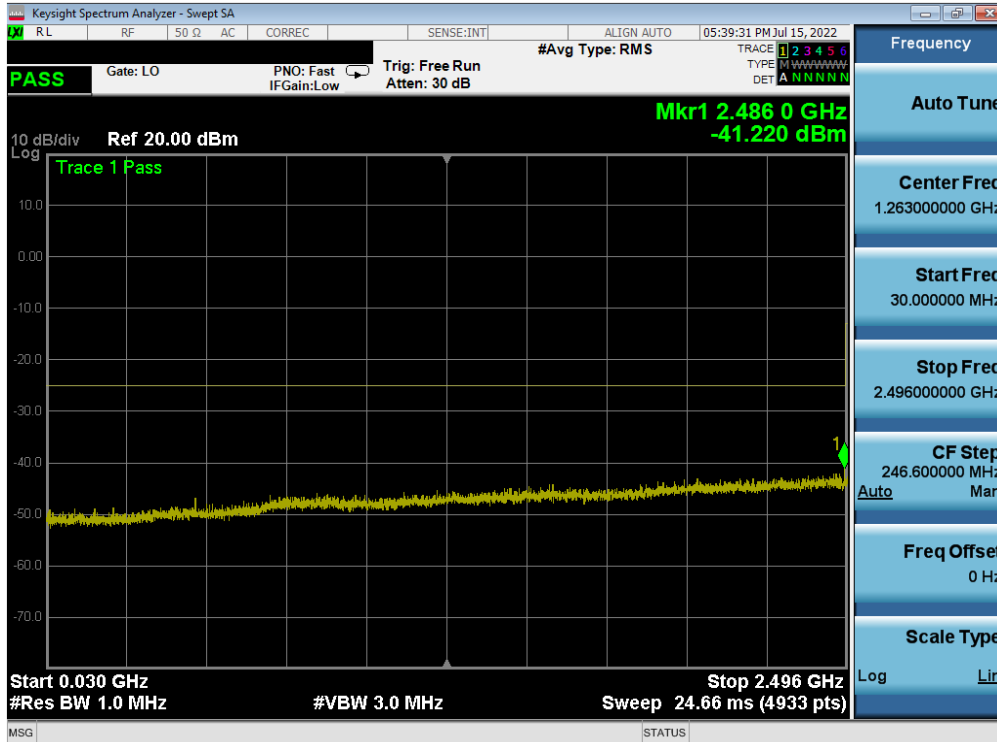


Plot 7-153. Conducted Spurious Plot (LTE Band 41 - 20MHz QPSK - RB Size 1, RB Offset 0 - Low Channel)

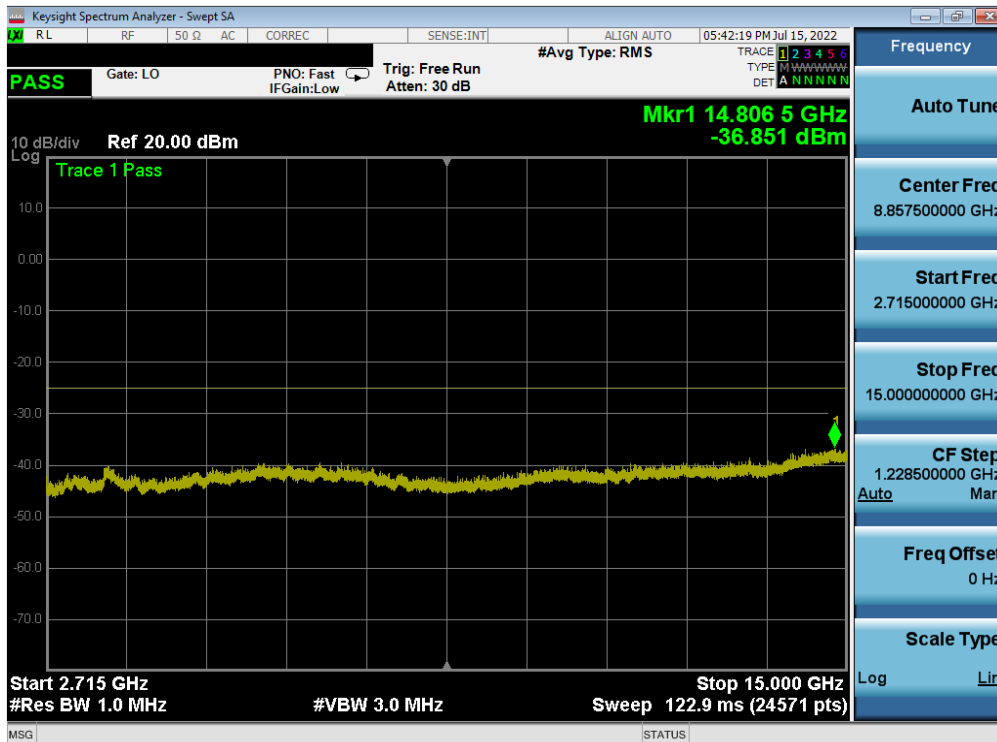
FCC ID: BCGA2757	PART 27 MEASUREMENT REPORT	Approved by: Technical Manager
Test Report S/N: 1C2205090023-04-R2.BCG	Test Dates: 7/3/2022 - 9/15/2022	EUT Type: Tablet Device
		Page 96 of 284





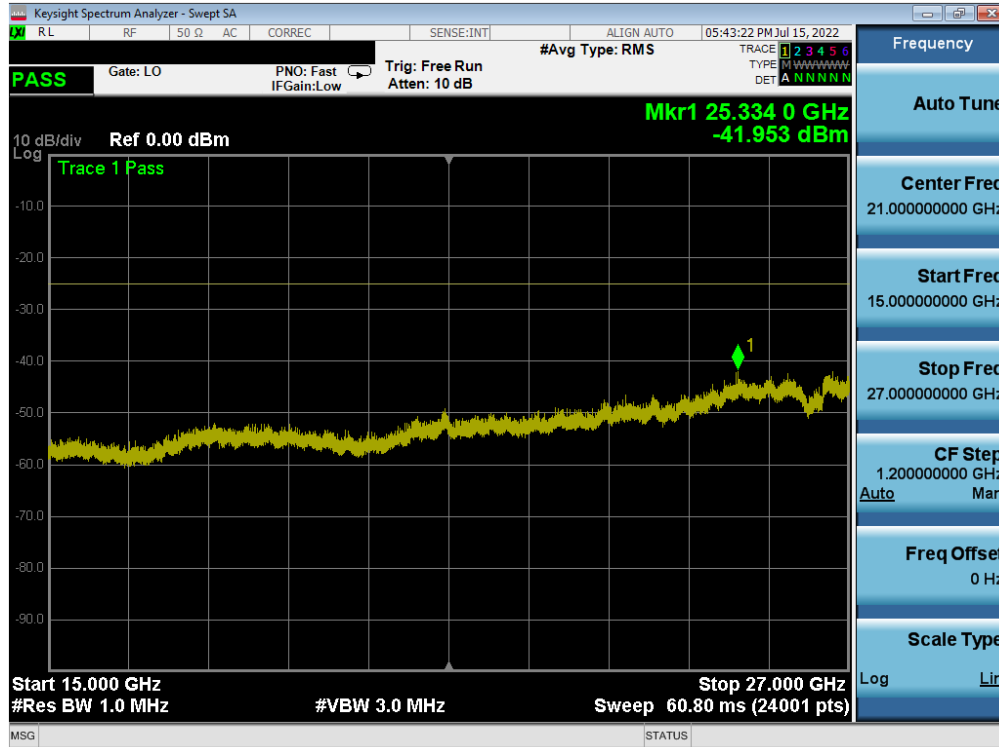


Plot 7-158. Conducted Spurious Plot (LTE Band 41 - 20MHz QPSK - RB Size 1, RB Offset 0 - High Channel)



Plot 7-159. Conducted Spurious Plot (LTE Band 41 - 20MHz QPSK - RB Size 1, RB Offset 0 - High Channel)

FCC ID: BCGA2757	PART 27 MEASUREMENT REPORT		Approved by: Technical Manager
Test Report S/N: 1C2205090023-04-R2.BCG	Test Dates: 7/3/2022 - 9/15/2022	EUT Type: Tablet Device	Page 99 of 284



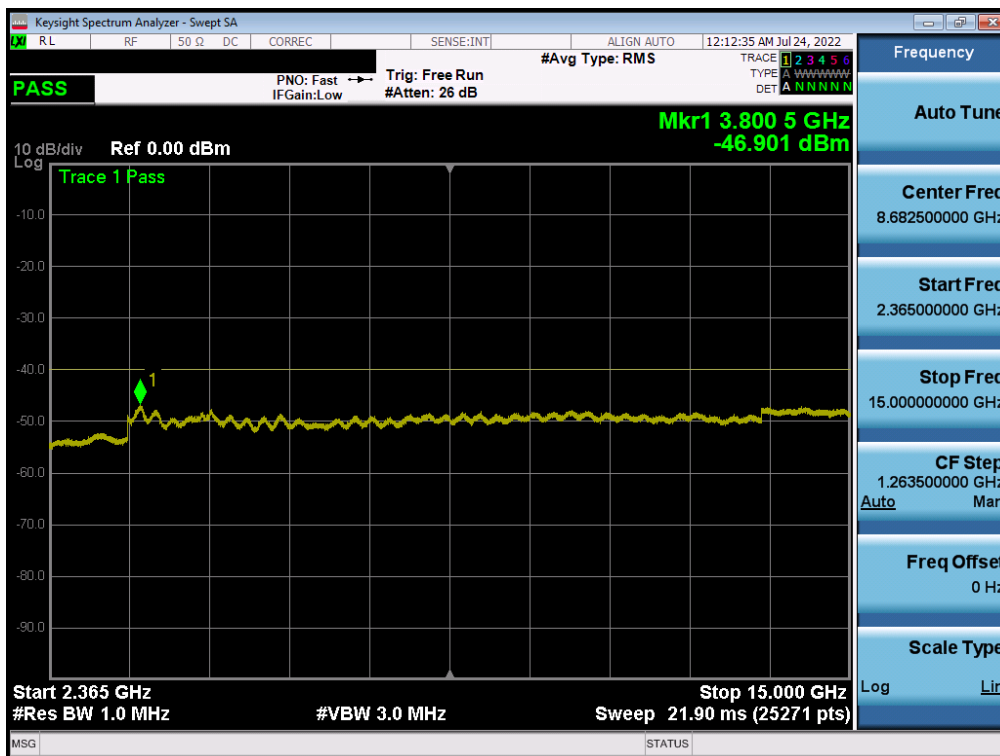
Plot 7-160. Conducted Spurious Plot (LTE Band 41 - 20MHz QPSK - RB Size 1, RB Offset 0 - High Channel)

FCC ID: BCGA2757	<b>PART 27 MEASUREMENT REPORT</b>		Approved by: Technical Manager
Test Report S/N: 1C2205090023-04-R2.BCG	Test Dates: 7/3/2022 - 9/15/2022	EUT Type: Tablet Device	Page 100 of 284

### NR Band n30



Plot 7-161. Conducted Spurious Plot (NR Band n30 - 5MHz QPSK - RB Size 1, RB Offset 0 – Low Channel)



Plot 7-162. Conducted Spurious Plot (NR Band n30 - 5MHz QPSK - RB Size 1, RB Offset 0 – Low Channel)

FCC ID: BCGA2757	PART 27 MEASUREMENT REPORT	Approved by: Technical Manager
Test Report S/N: 1C2205090023-04-R2.BCG	Test Dates: 7/3/2022 - 9/15/2022	EUT Type: Tablet Device
		Page 101 of 284



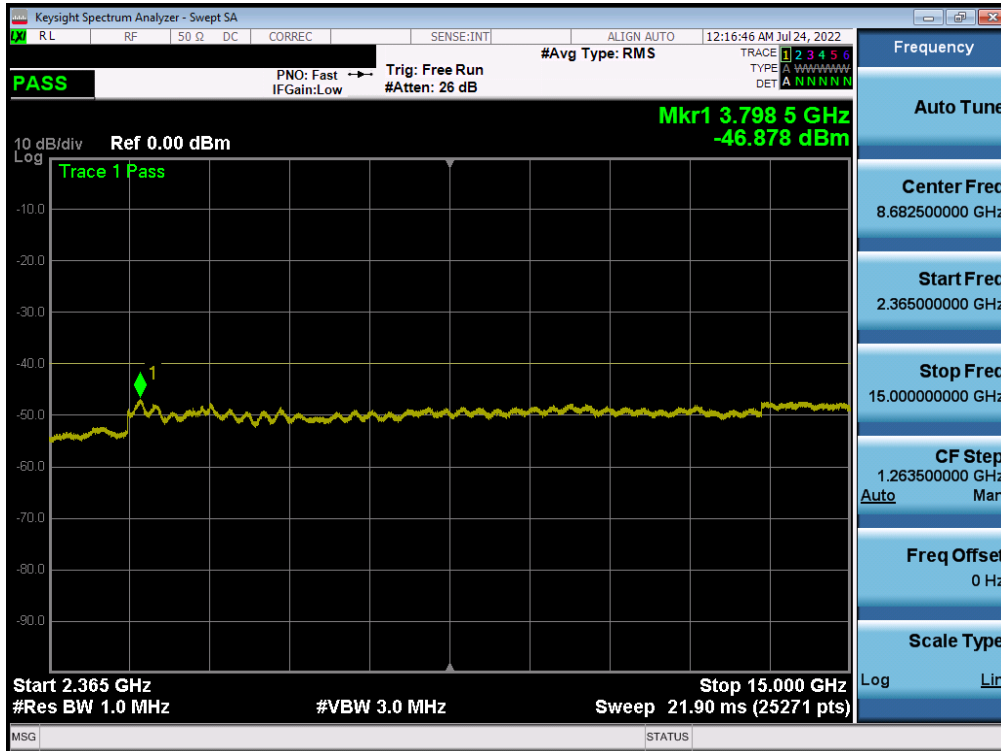
Plot 7-163. Conducted Spurious Plot (NR Band n30 - 5MHz QPSK - RB Size 1, RB Offset 0 – Low Channel)



Plot 7-164. Conducted Spurious Plot (NR Band n30 - 5MHz QPSK - RB Size 1, RB Offset 0 – High Channel)

FCC ID: BCGA2757	PART 27 MEASUREMENT REPORT		Approved by: Technical Manager
Test Report S/N: 1C2205090023-04-R2.BCG	Test Dates: 7/3/2022 - 9/15/2022	EUT Type: Tablet Device	Page 102 of 284





Plot 7-165. Conducted Spurious Plot (NR Band n30 - 5MHz QPSK - RB Size 1, RB Offset 0 – High Channel)

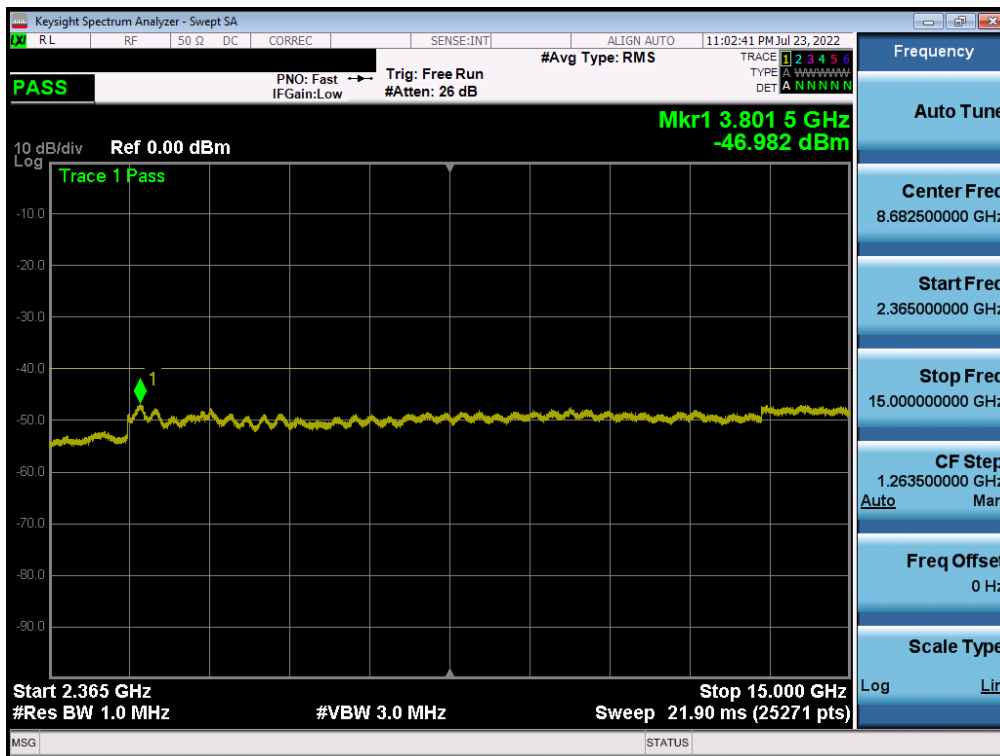


Plot 7-166. Conducted Spurious Plot (NR Band n30 - 5MHz QPSK - RB Size 1, RB Offset 0 – High Channel)

FCC ID: BCGA2757	PART 27 MEASUREMENT REPORT	Approved by: Technical Manager
Test Report S/N: 1C2205090023-04-R2.BCG	Test Dates: 7/3/2022 - 9/15/2022	EUT Type: Tablet Device
		Page 103 of 284



Plot 7-167. Conducted Spurious Plot (NR Band n30 - 10MHz QPSK - RB Size 1, RB Offset 0 – Mid Channel)



Plot 7-168. Conducted Spurious Plot (NR Band n30 - 10MHz QPSK - RB Size 1, RB Offset 0 – Mid Channel)

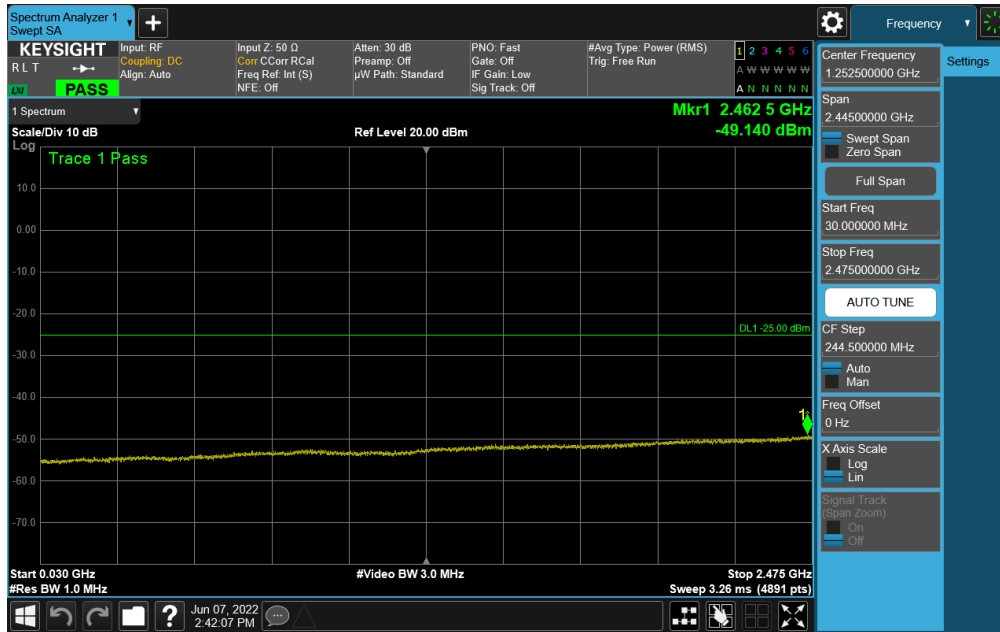
FCC ID: BCGA2757	PART 27 MEASUREMENT REPORT		Approved by: Technical Manager
Test Report S/N: 1C2205090023-04-R2.BCG	Test Dates: 7/3/2022 - 9/15/2022	EUT Type: Tablet Device	Page 104 of 284



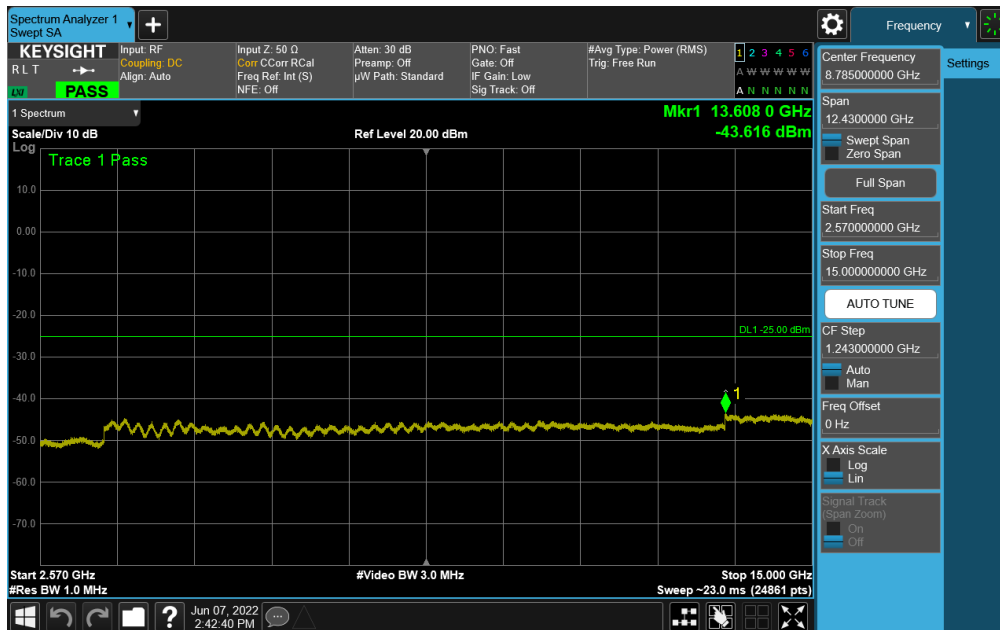
Plot 7-169. Conducted Spurious Plot (NR Band n30 - 10MHz QPSK - RB Size 1, RB Offset 0 – Mid Channel)

FCC ID: BCGA2757	PART 27 MEASUREMENT REPORT		Approved by: Technical Manager
Test Report S/N: 1C2205090023-04-R2.BCG	Test Dates: 7/3/2022 - 9/15/2022	EUT Type: Tablet Device	Page 105 of 284

# NR Band n7

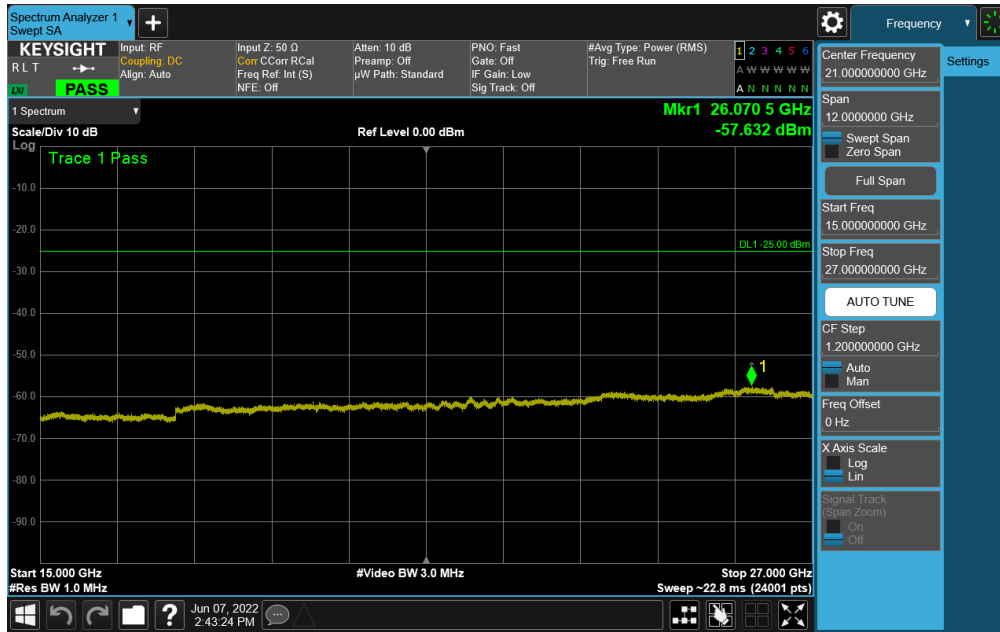


Plot 7-170. Conducted Spurious Plot (NR Band n7 - 40MHz QPSK - RB Size 1, RB Offset 0 - Low Channel)

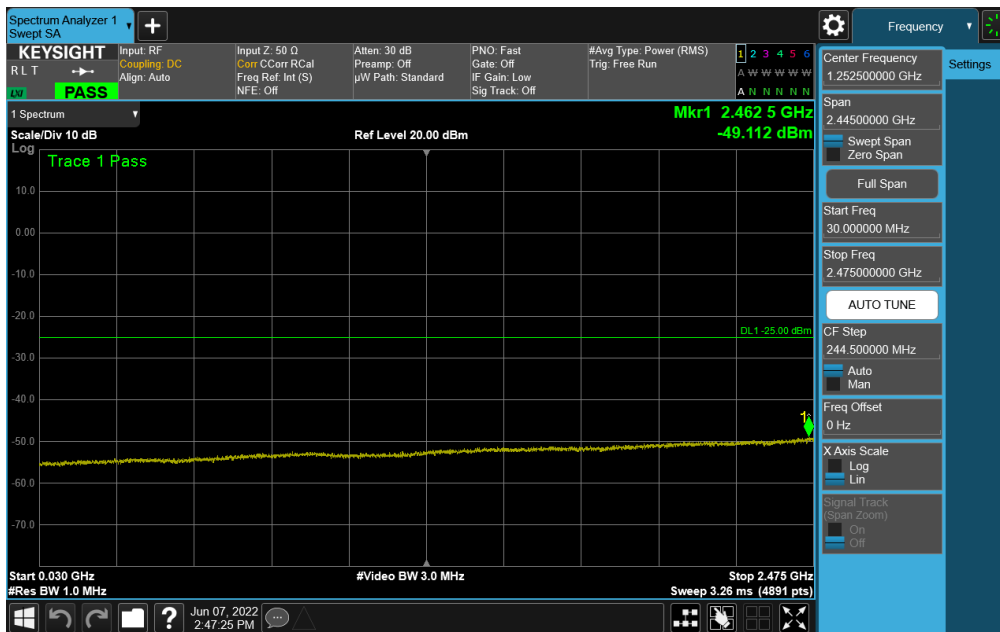


Plot 7-171. Conducted Spurious Plot (NR Band n7 - 40MHz QPSK - RB Size 1, RB Offset 0 - Low Channel)

FCC ID: BCGA2757	<b>PART 27 MEASUREMENT REPORT</b>		Approved by: Technical Manager
Test Report S/N: 1C2205090023-04-R2.BCG	Test Dates: 7/3/2022 - 9/15/2022	EUT Type: Tablet Device	Page 106 of 284

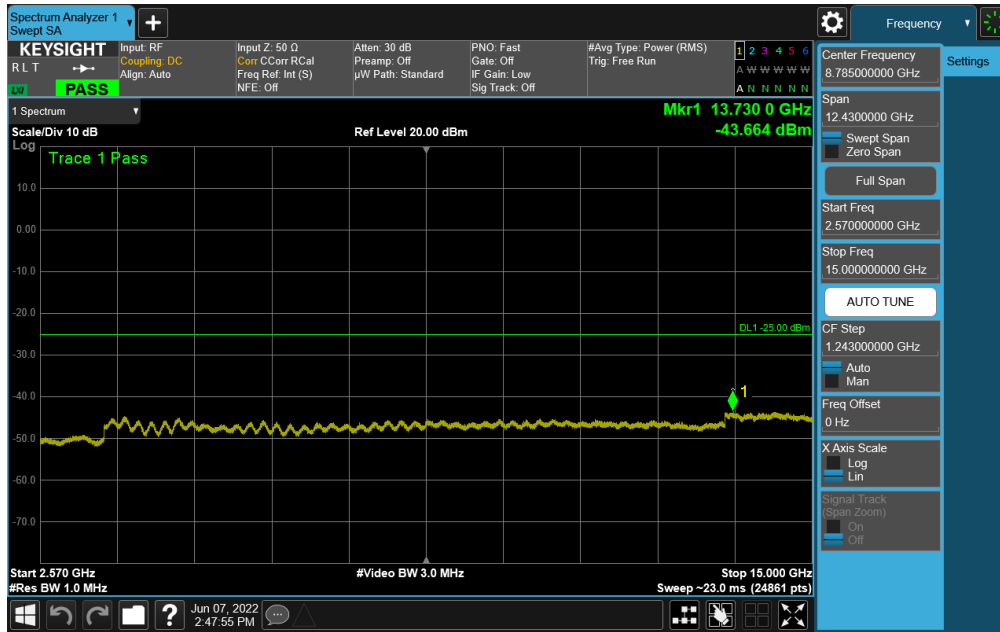


Plot 7-172. Conducted Spurious Plot (NR Band n7 - 40MHz QPSK - RB Size 1, RB Offset 0 - Low Channel)

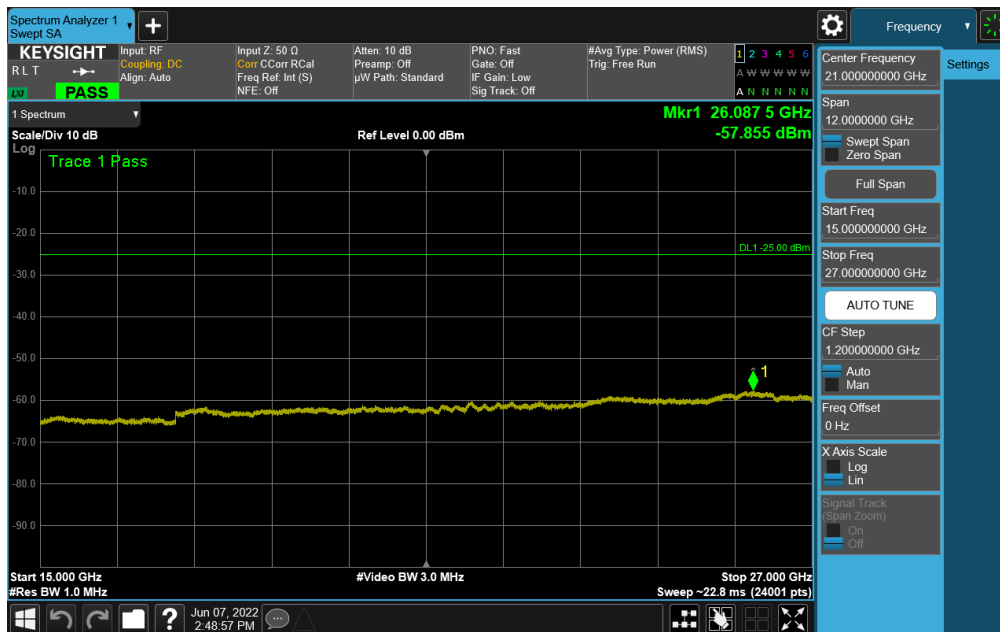


Plot 7-173. Conducted Spurious Plot (NR Band n7 - 40MHz QPSK - RB Size 1, RB Offset 0 - Mid Channel)

FCC ID: BCGA2757	<b>PART 27 MEASUREMENT REPORT</b>		<b>Approved by:</b> Technical Manager
<b>Test Report S/N:</b> 1C2205090023-04-R2.BCG	<b>Test Dates:</b> 7/3/2022 - 9/15/2022	<b>EUT Type:</b> Tablet Device	Page 107 of 284

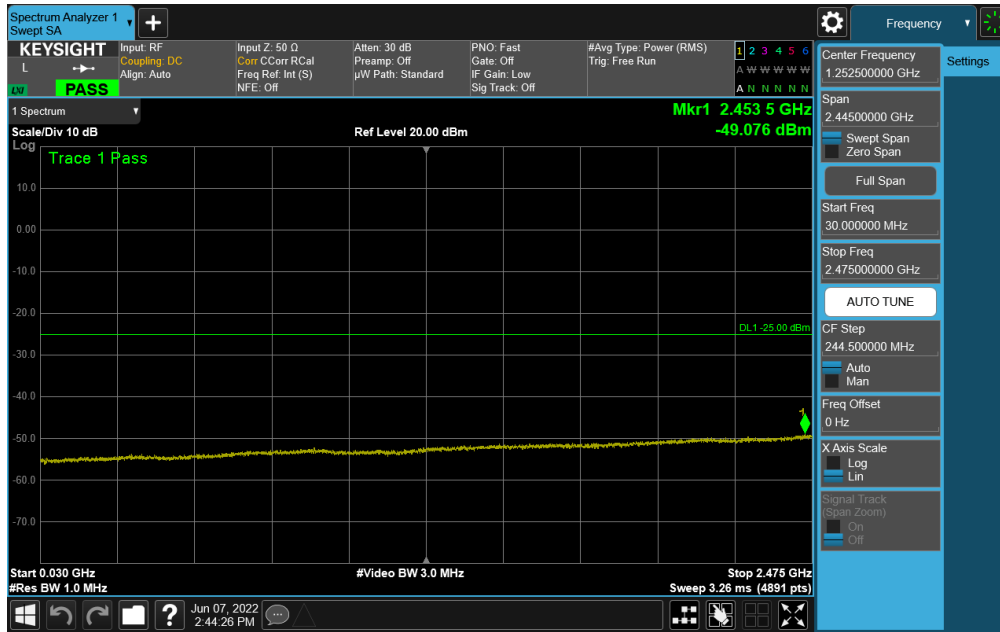


Plot 7-174. Conducted Spurious Plot (NR Band n7 - 40MHz QPSK - RB Size 1, RB Offset 0 - Mid Channel)

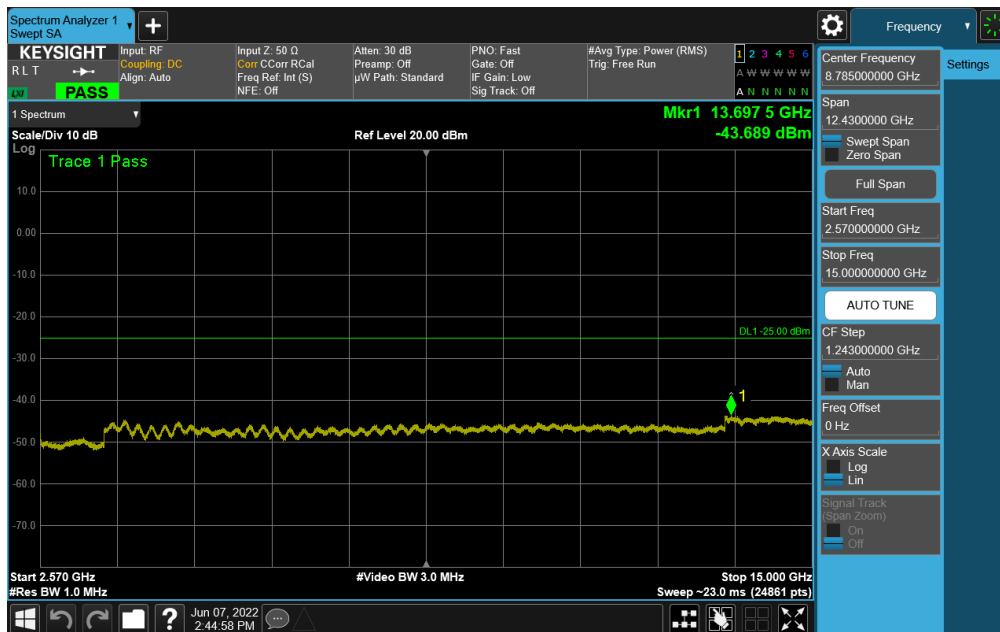


Plot 7-175. Conducted Spurious Plot (NR Band n7 - 40MHz QPSK - RB Size 1, RB Offset 0 - Mid Channel)

FCC ID: BCGA2757	<b>PART 27 MEASUREMENT REPORT</b>		<b>Approved by:</b> Technical Manager
<b>Test Report S/N:</b> 1C2205090023-04-R2.BCG	<b>Test Dates:</b> 7/3/2022 - 9/15/2022	<b>EUT Type:</b> Tablet Device	Page 108 of 284

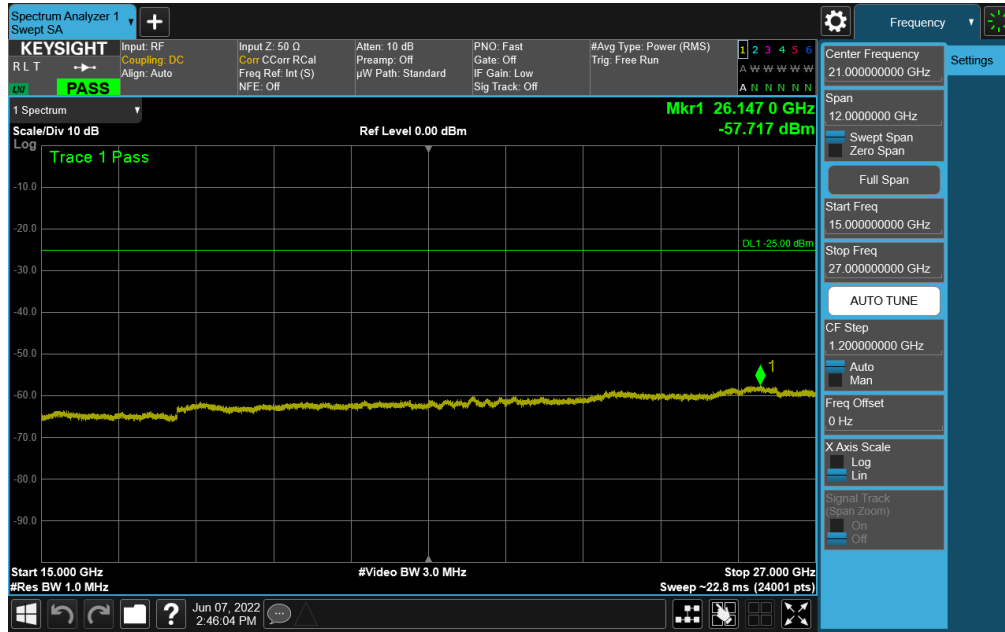


Plot 7-176. Conducted Spurious Plot (NR Band n7 - 40MHz QPSK - RB Size 1, RB Offset 0 - High Channel)



Plot 7-177. Conducted Spurious Plot (NR Band n7 - 40MHz QPSK - RB Size 1, RB Offset 0 - High Channel)

FCC ID: BCGA2757	<b>PART 27 MEASUREMENT REPORT</b>		<b>Approved by:</b> Technical Manager
<b>Test Report S/N:</b> 1C2205090023-04-R2.BCG	<b>Test Dates:</b> 7/3/2022 - 9/15/2022	<b>EUT Type:</b> Tablet Device	Page 109 of 284

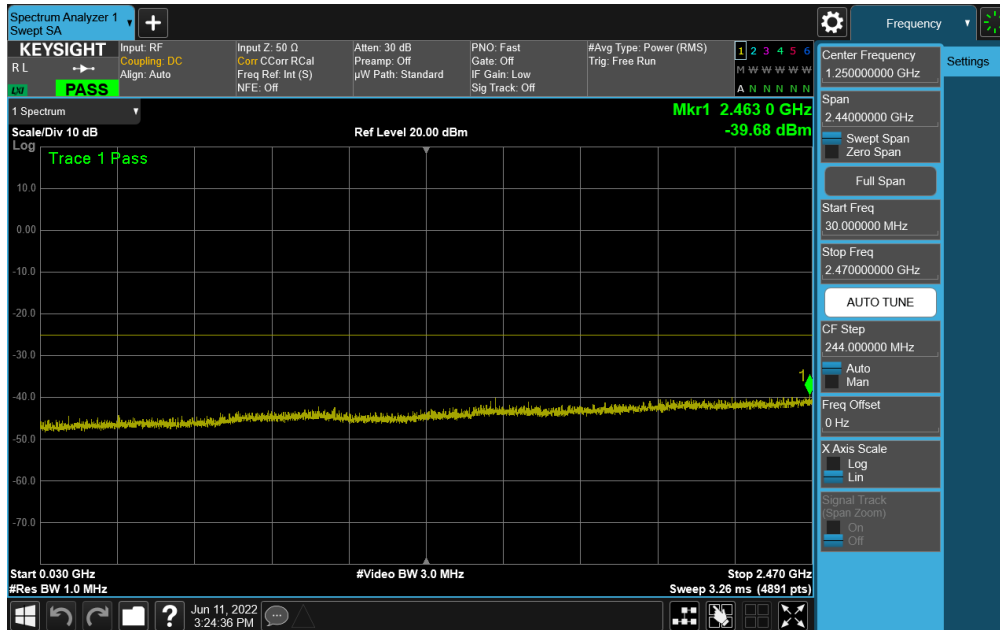


**Plot 7-178. Conducted Spurious Plot (NR Band n7 - 40MHz QPSK - RB Size 1, RB Offset 0 - High Channel)**

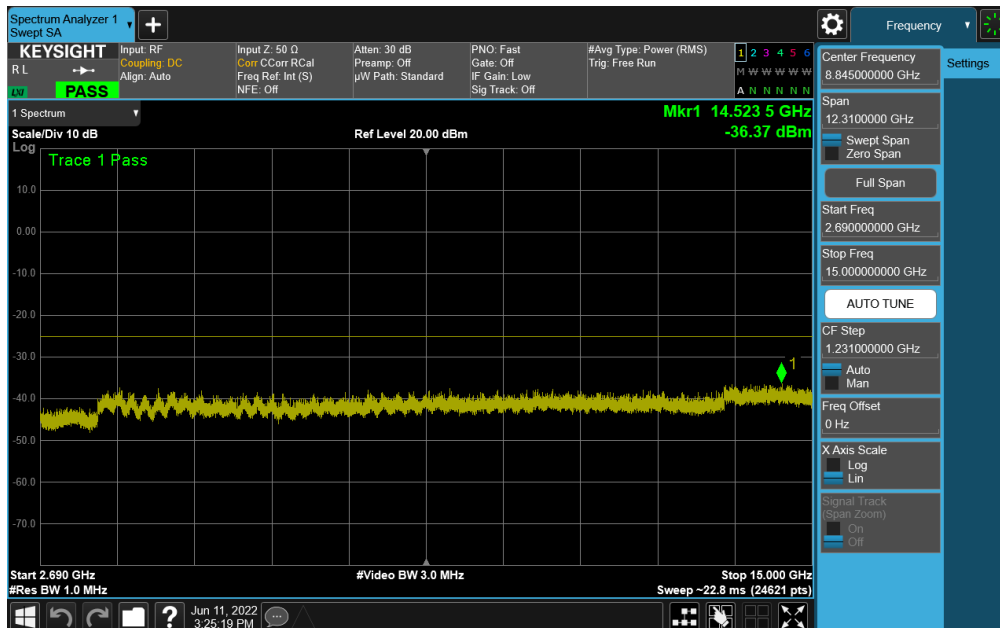
<b>FCC ID:</b> BCGA2757	<b>PART 27 MEASUREMENT REPORT</b>		<b>Approved by:</b> Technical Manager
<b>Test Report S/N:</b> 1C2205090023-04-R2.BCG	<b>Test Dates:</b> 7/3/2022 - 9/15/2022	<b>EUT Type:</b> Tablet Device	Page 110 of 284



## NR Band n41

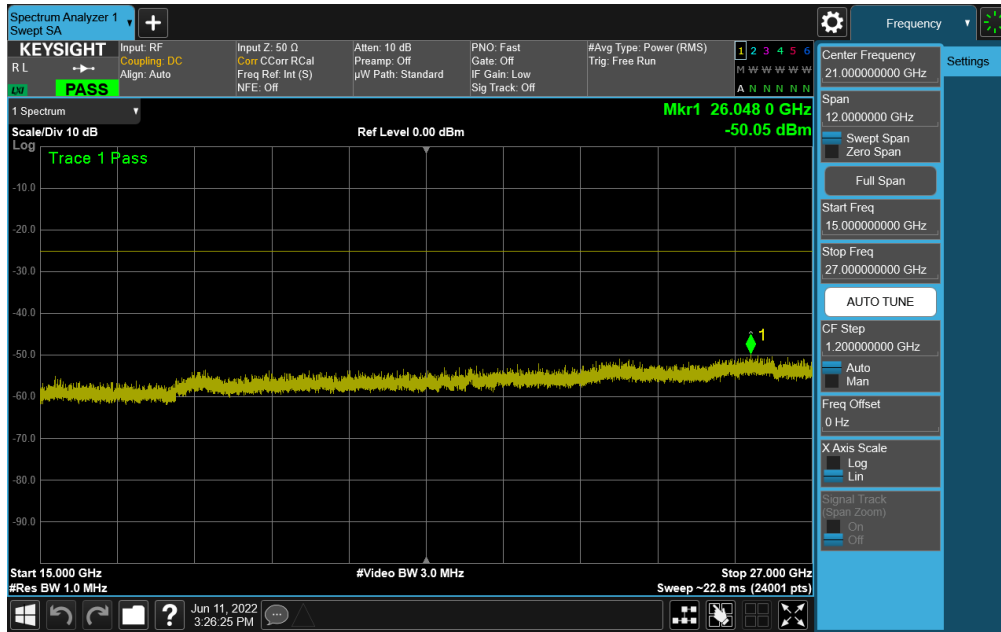


Plot 7-179. Conducted Spurious Plot (NR Band n41 - 100MHz QPSK - RB Size 1, RB Offset 0 - Low Channel)

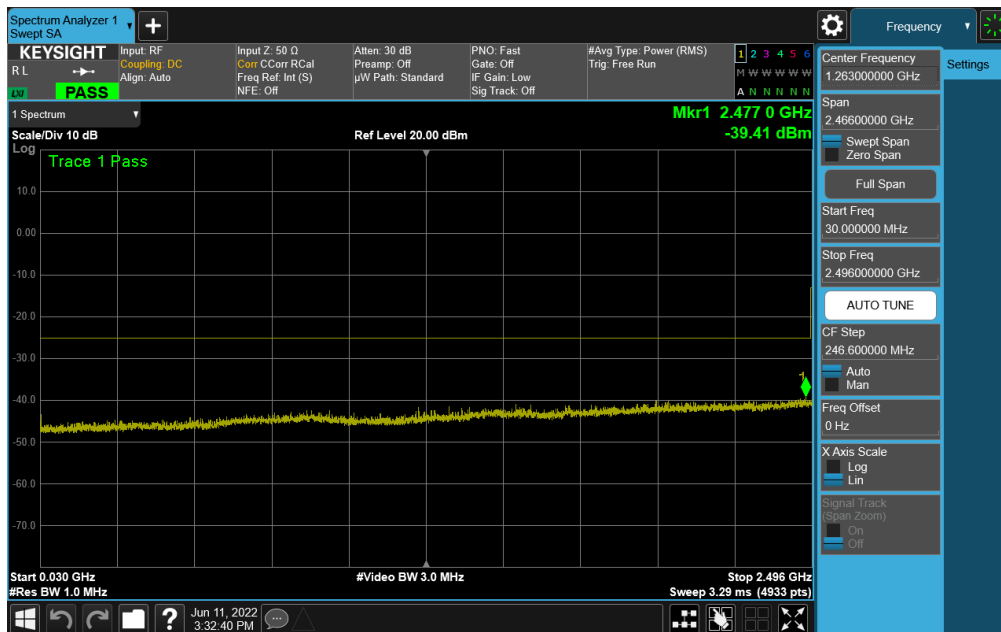


Plot 7-180. Conducted Spurious Plot (NR Band n41 - 100MHz QPSK - RB Size 1, RB Offset 0 - Low Channel)

FCC ID: BCGA2757	<b>PART 27 MEASUREMENT REPORT</b>		<b>Approved by:</b> Technical Manager
<b>Test Report S/N:</b> 1C2205090023-04-R2.BCG	<b>Test Dates:</b> 7/3/2022 - 9/15/2022	<b>EUT Type:</b> Tablet Device	Page 111 of 284

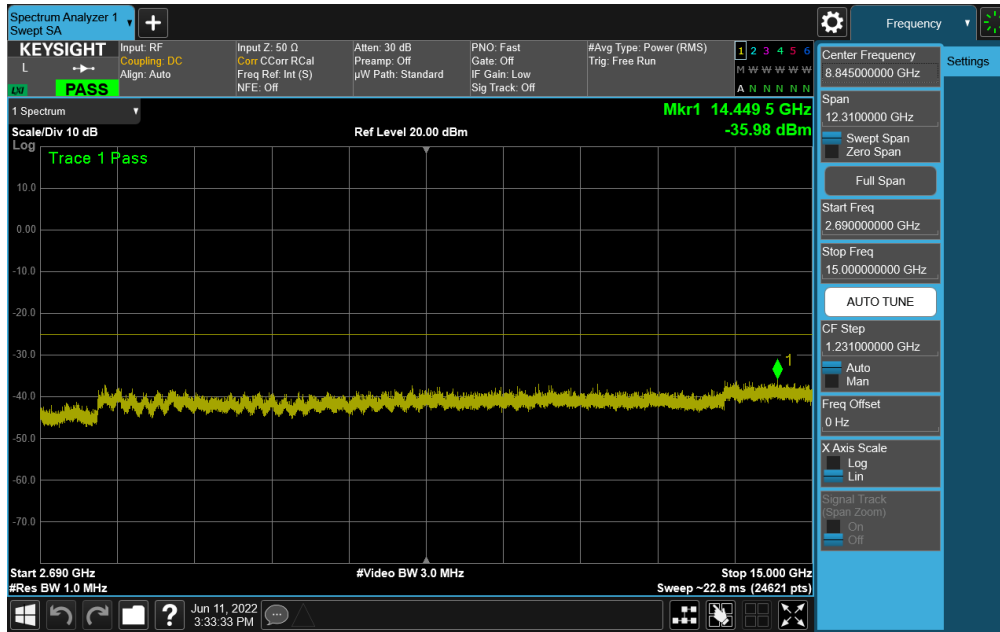


Plot 7-181. Conducted Spurious Plot (NR Band n41 - 100MHz QPSK - RB Size 1, RB Offset 0 - Low Channel)

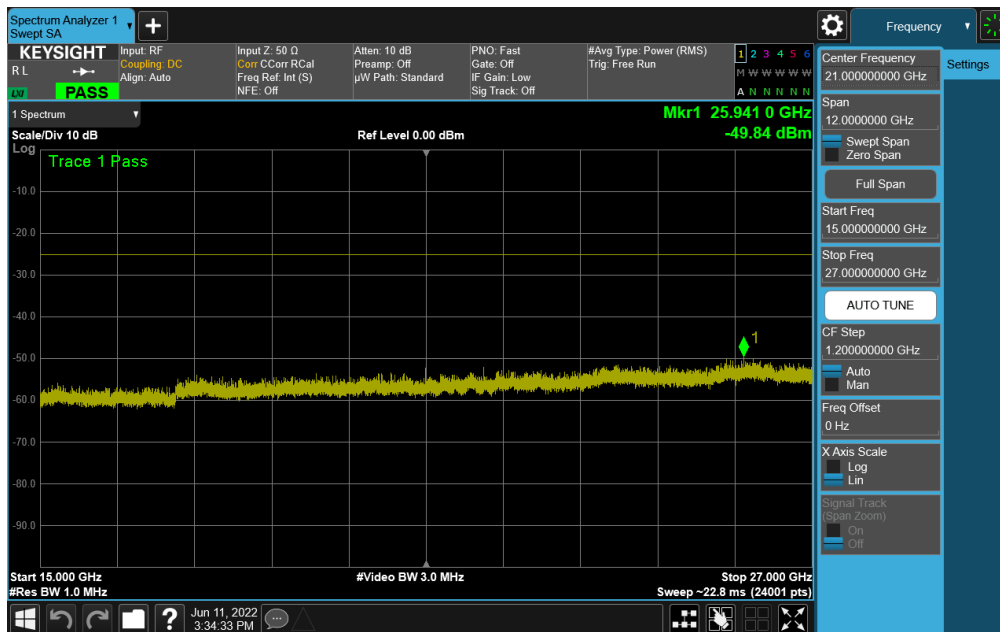


Plot 7-182. Conducted Spurious Plot (NR Band n41 - 100MHz QPSK - RB Size 1, RB Offset 0 - Mid Channel)

FCC ID: BCGA2757	<b>PART 27 MEASUREMENT REPORT</b>		Approved by: Technical Manager
Test Report S/N: 1C2205090023-04-R2.BCG	Test Dates: 7/3/2022 - 9/15/2022	EUT Type: Tablet Device	Page 112 of 284

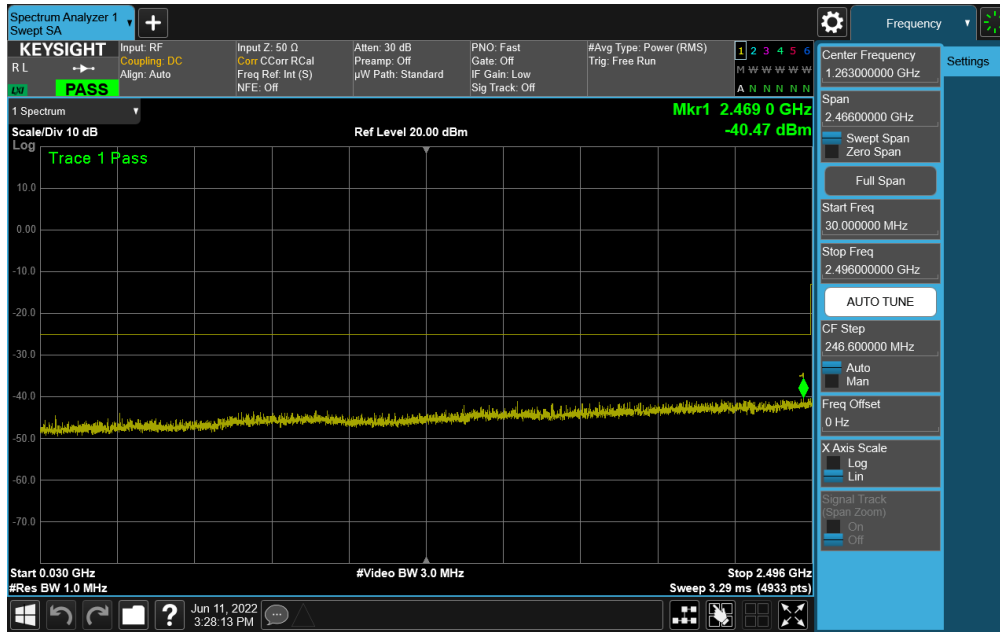


Plot 7-183. Conducted Spurious Plot (NR Band n41 - 100MHz QPSK - RB Size 1, RB Offset 0 - Mid Channel)

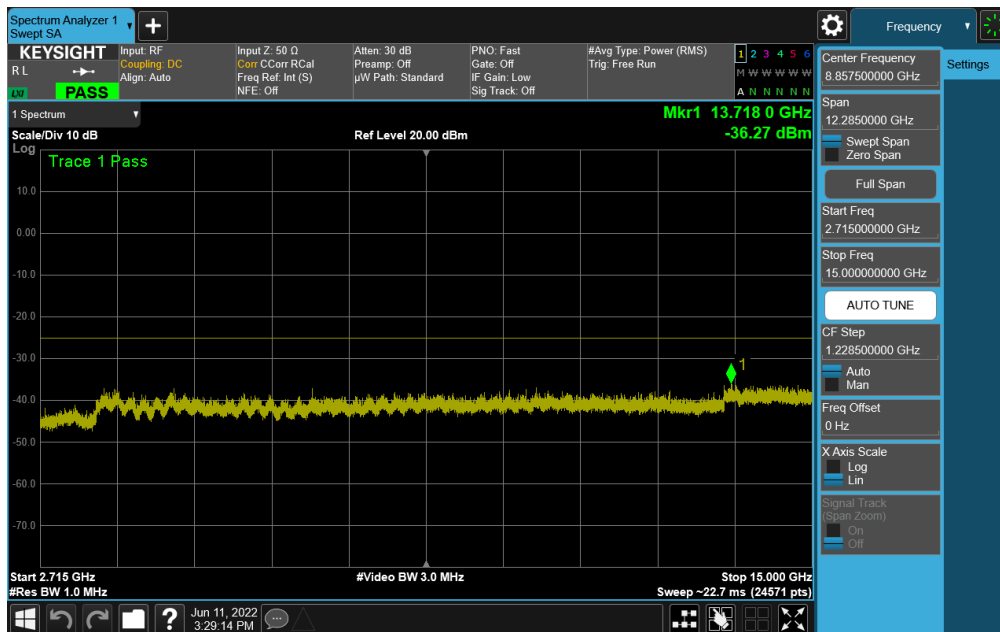


Plot 7-184. Conducted Spurious Plot (NR Band n41 - 100MHz QPSK - RB Size 1, RB Offset 0 - Mid Channel)

FCC ID: BCGA2757	<b>PART 27 MEASUREMENT REPORT</b>		<b>Approved by:</b> Technical Manager
<b>Test Report S/N:</b> 1C2205090023-04-R2.BCG	<b>Test Dates:</b> 7/3/2022 - 9/15/2022	<b>EUT Type:</b> Tablet Device	Page 113 of 284



Plot 7-185. Conducted Spurious Plot (NR Band n41 - 100MHz QPSK - RB Size 1, RB Offset 0 - High Channel)



Plot 7-186. Conducted Spurious Plot (NR Band n41 - 100MHz QPSK - RB Size 1, RB Offset 0 - High Channel)

FCC ID: BCGA2757	<b>PART 27 MEASUREMENT REPORT</b>		<b>Approved by:</b> Technical Manager
<b>Test Report S/N:</b> 1C2205090023-04-R2.BCG	<b>Test Dates:</b> 7/3/2022 - 9/15/2022	<b>EUT Type:</b> Tablet Device	Page 114 of 284