

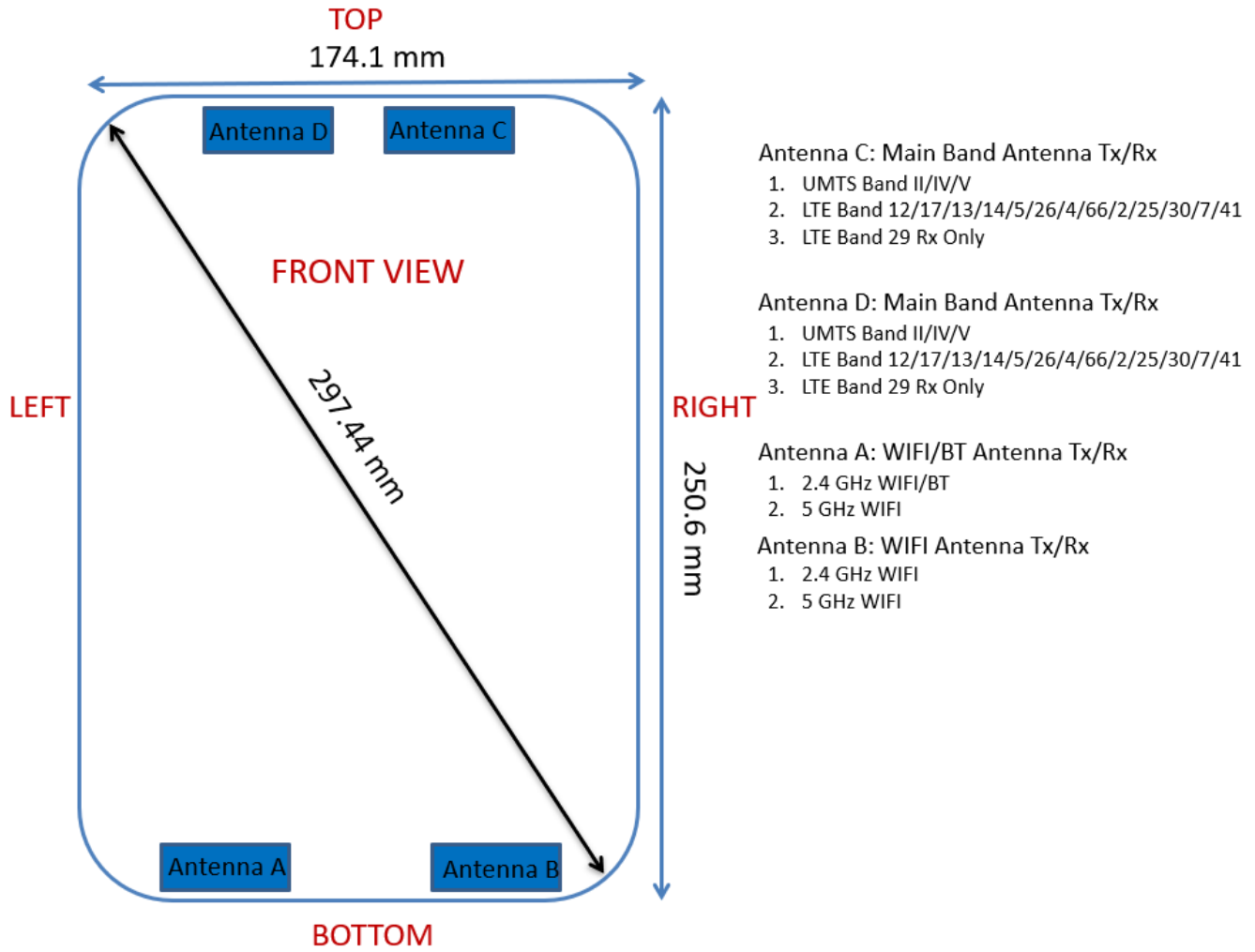



APPENDIX B: DUT ANTENNA DIAGRAM & SAR TEST SETUP PHOTOGRAPHS

FCC ID: BCGA2604	 PCTEST <small>Proud to be part of</small> 	SAR EVALUATION REPORT	Approved by: Quality Manager
Test Dates: 06/28/2021-08/03/2021	DUT Type: Tablet Device		APPENDIX B: Page 1 of 5



Note: Exact antenna dimensions and separation distances are shown in the Technical Descriptions in the FCC Filing.

Figure B-1
DUT Antenna Locations


FCC ID: BCGA2604	 SAR EVALUATION REPORT	Approved by: Quality Manager
Test Dates: 06/28/2021-08/03/2021	DUT Type: Tablet Device	APPENDIX B: Page 2 of 5



SAR Test Setup Photo 1: Body, Back Side, 0 mm – Antenna C/Antenna D



SAR Test Setup Photo 2: Body, Back Side, 0 mm – Antenna A/Antenna B


FCC ID: BCGA2604	 SAR EVALUATION REPORT	Approved by: Quality Manager
Test Dates: 06/28/2021-08/03/2021	DUT Type: Tablet Device	APPENDIX B: Page 3 of 5




SAR Test Setup Photo 3: Body, Top Edge, 0 mm




SAR Test Setup Photo 4: Body, Bottom Edge, 0 mm


FCC ID: BCGA2604	 SAR EVALUATION REPORT	Approved by: Quality Manager
Test Dates: 06/28/2021-08/03/2021	DUT Type: Tablet Device	APPENDIX B: Page 4 of 5



SAR Test Setup Photo 5: Body, Right Edge, 0 mm



SAR Test Setup Photo 6: Body, Left Edge, 0 mm

FCC ID: BCGA2604	 SAR EVALUATION REPORT	Approved by: Quality Manager
Test Dates: 06/28/2021-08/03/2021	DUT Type: Tablet Device	APPENDIX B: Page 5 of 5