
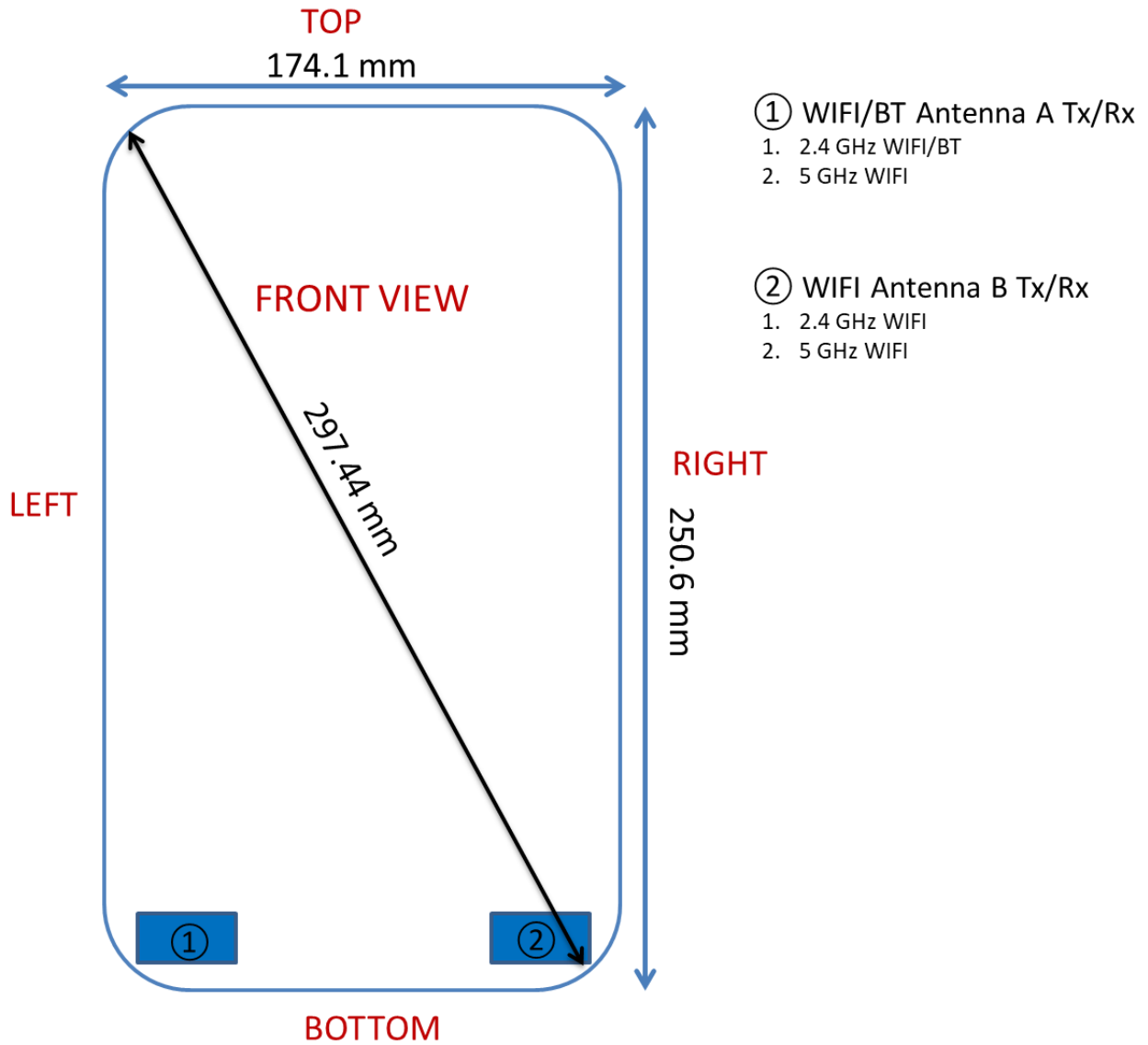



APPENDIX E: DUT ANTENNA DIAGRAM & SAR TEST SETUP PHOTOGRAPHS

FCC ID: BCGA2602	 PCTEST <small>Proud to be part of</small>	SAR EVALUATION REPORT	Approved by: Quality Manager
Test Dates: 07/28/2021-07/29/2021	DUT Type: Tablet Device		APPENDIX E: Page 1 of 5



Note: Exact antenna dimensions and separation distances are shown in the Technical Descriptions in the FCC Filing.

Figure E-1
DUT Antenna Locations


FCC ID: BCGA2602	 PCTEST <small>Proud to be part of</small>	SAR EVALUATION REPORT	Approved by: Quality Manager
Test Dates: 07/28/2021-07/29/2021	DUT Type: Tablet Device		APPENDIX E: Page 2 of 5



SAR Test Setup Photo 1: Body, Back Side, 0 mm



SAR Test Setup Photo 2: Body, Top Edge, 0 mm


FCC ID: BCGA2602	 <small>Proud to be part of</small>	SAR EVALUATION REPORT	Approved by: Quality Manager
Test Dates: 07/28/2021-07/29/2021	DUT Type: Tablet Device	APPENDIX E: Page 3 of 5	



SAR Test Setup Photo 3: Body, Bottom Edge, 0 mm




SAR Test Setup Photo 4: Body, Right Edge, 0 mm

FCC ID: BCGA2602	 SAR EVALUATION REPORT	Approved by: Quality Manager
Test Dates: 07/28/2021-07/29/2021	DUT Type: Tablet Device	APPENDIX E: Page 4 of 5



SAR Test Setup Photo 5: Body, Left Edge, 0 mm

FCC ID: BCGA2602	 PCTEST <small>Proud to be part of</small>	SAR EVALUATION REPORT	Approved by: Quality Manager
Test Dates: 07/28/2021-07/29/2021	DUT Type: Tablet Device		APPENDIX E: Page 5 of 5