

TEST SETUP PHOTOGRAPHS



Figure 1: AC Line Conducted Emissions (Front View)



Figure 2: AC Line Conducted Emissions (Side View)

	Apple Inc. FCC ID: BCGA2589, IC: 579C-A2589	Model/HVIN: A2589, A2591
Test Set-Up Photos	EUT Type: Tablet Device	Page 1 of 13



Figure 3: AC Line Conducted Emissions (Front View)



Figure 4: AC Line Conducted Emissions (Side View)

	Apple Inc. FCC ID: BCGA2589, IC: 579C-A2589	Model/HVIN: A2589, A2591
Test Set-Up Photos	EUT Type: Tablet Device	Page 2 of 13



Figure 5: 1-18GHz Test Setup (Front View)




Figure 6: 1-18GHz Test Setup (Rear View)


	Apple Inc. FCC ID: BCGA2589, IC: 579C-A2589	Model/HVIN: A2589, A2591
Test Set-Up Photos	EUT Type: Tablet Device	Page 3 of 13



Figure 7: 1-18GHz Test Setup (Front View)




Figure 8: 1-18GHz Test Setup (Rear View)


	<p>Apple Inc. FCC ID: BCGA2589, IC: 579C-A2589</p>	<p>Model/HVIN: A2589, A2591</p>
<p>Test Set-Up Photos</p>	<p>EUT Type: Tablet Device</p>	<p>Page 4 of 13</p>



Figure 9: 1-18GHz Test Setup (Front View)




Figure 10: 1-18GHz Test Setup (Rear View)


	<p>Apple Inc. FCC ID: BCGA2589, IC: 579C-A2589</p>	<p>Model/HVIN: A2589, A2591</p>
<p>Test Set-Up Photos</p>	<p>EUT Type: Tablet Device</p>	<p>Page 5 of 13</p>



Figure 11: 30MHz-1GHz Test Setup (Front View)





Figure 12: 30MHz-1GHz Test Setup (Rear View)

	<p>Apple Inc. FCC ID: BCGA2589, IC: 579C-A2589</p>	<p>Model/HVIN: A2589, A2591</p>
<p>Test Set-Up Photos</p>	<p>EUT Type: Tablet Device</p>	<p>Page 6 of 13</p>




Figure 13: 30MHz-1GHz Test Setup (Front View)




Figure 14: 30MHz-1GHz Test Setup (Rear View)


	Apple Inc. FCC ID: BCGA2589, IC: 579C-A2589	Model/HVIN: A2589, A2591
Test Set-Up Photos	EUT Type: Tablet Device	Page 7 of 13



Figure 15: 30MHz-1GHz Test Setup (Front View)




Figure 16: 30MHz-1GHz Test Setup (Rear View)


	<p>Apple Inc. FCC ID: BCGA2589, IC: 579C-A2589</p>	<p>Model/HVIN: A2589, A2591</p>
<p>Test Set-Up Photos</p>	<p>EUT Type: Tablet Device</p>	<p>Page 8 of 13</p>



Figure 17: 30MHz-1GHz Test Setup (Front View)




Figure 18: 30MHz-1GHz Test Setup (Rear View)


	<p>Apple Inc. FCC ID: BCGA2589, IC: 579C-A2589</p>	<p>Model/HVIN: A2589, A2591</p>
<p>Test Set-Up Photos</p>	<p>EUT Type: Tablet Device</p>	<p>Page 9 of 13</p>



Figure 19: 30MHz-1GHz Test Setup (Front View)



Figure 20: 30MHz-1GHz Test Setup (Rear View)


	<p>Apple Inc. FCC ID: BCGA2589, IC: 579C-A2589</p>	<p>Model/HVIN: A2589, A2591</p>
<p>Test Set-Up Photos</p>	<p>EUT Type: Tablet Device</p>	<p>Page 10 of 13</p>



Figure 21: 30MHz-1GHz Test Setup (Front View)



Figure 22: 30MHz-1GHz Test Setup (Rear View)


	<p>Apple Inc. FCC ID: BCGA2589, IC: 579C-A2589</p>	<p>Model/HVIN: A2589, A2591</p>
<p>Test Set-Up Photos</p>	<p>EUT Type: Tablet Device</p>	<p>Page 11 of 13</p>



Figure 23: 9kHz-30MHz Test Setup (Front View)



Figure 24: 9kHz-30MHz Test Setup (Front View)



	<p>Apple Inc. FCC ID: BCGA2589, IC: 579C-A2589</p>	<p>Model/HVIN: A2589, A2591</p>
<p>Test Set-Up Photos</p>	<p>EUT Type: Tablet Device</p>	<p>Page 12 of 13</p>



Figure 25: 9kHz-30MHz Test Setup (Front View)

	Apple Inc. FCC ID: BCGA2589, IC: 579C-A2589	Model/HVIN: A2589, A2591
Test Set-Up Photos	EUT Type: Tablet Device	Page 13 of 13