

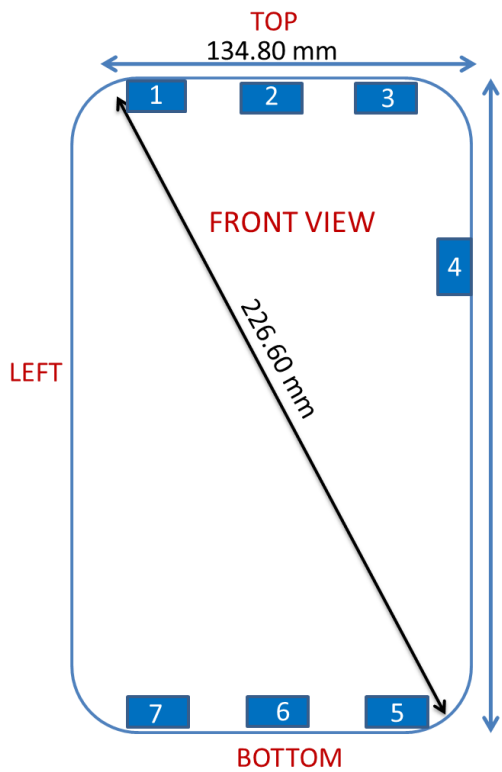


APPENDIX E: DUT ANTENNA DIAGRAM & SAR TEST SETUP PHOTOGRAPHS


FCC ID: BCGA2568	 PCTEST <small>Proud to be part of</small> 	SAR EVALUATION REPORT	Approved by: Quality Manager
Test Dates: 06/23/2021-08/23/2021	DUT Type: Tablet Device		APPENDIX E: Page 1 of 5



- 1 - Antenna 4: Cell Antenna Tx/Rx
 - 1. UMTS Band II/IV/V
 - 2. LTE Band 71/12/17/13/14/5/26/66/4/25/2/30/7/41/48
 - 3. NR FR1 71/12/5/66/25/2/30/7/41/77 C/77 DOD
 - 4. LTE Band 29 Rx only
 - 5. NR FR1 29 Rx only
- 2 - Antenna 3b: Cell/WIFI Antenna Tx/Rx
 - 1. UMTS Band II/IV
 - 2. LTE Band 66/4/25/2/30/7/41
 - 3. NR FR1 66/25/2/30/7/41
 - 4. 5 GHz WIFI
 - 5. LTE Band 46 Rx only
 - 6. GPS
- 3 - Antenna 3a: Cell/WIFI/BT Antenna Tx/Rx
 - 1. LTE Band 48
 - 2. NR FR1 77 C/77 DOD
 - 3. 2.4 GHz WIFI/BT
- 4 - Antenna 5T: WIFI Antenna Tx/Rx
 - 1. 5 GHz WIFI
 - 2. LTE Band 46 Rx only
- 5 - Antenna 2: Cell Antenna Tx/Rx
 - 1. UMTS Band II/IV/V
 - 2. LTE Band 71/12/17/13/14/5/26/66/4/25/2/30/7/41/48
 - 3. NR FR1 71/12/5/66/25/2/30/7/41/77 C/77 DOD
 - 4. LTE Band 29 Rx only
 - 5. NR FR1 29 Rx only
- 6 - Antenna 1b: Cell/WIFI Antenna Tx/Rx
 - 1. UMTS Band II/IV
 - 2. LTE Band 66/4/25/2/30/7/41
 - 3. NR FR1 66/25/2/30/7/41
 - 4. 5 GHz WIFI
 - 5. LTE Band 46 Rx only
- 7 - Antenna 1a: Cell/WIFI/BT Antenna Tx/Rx
 - 1. LTE Band 48
 - 2. NR FR1 77 C/77 DOD
 - 3. 2.4 GHz WIFI/BT

Note: Exact antenna dimensions and separation distances are shown in the Technical Descriptions in the FCC Filing.

Figure E-1
DUT Antenna Locations


FCC ID: BCGA2568	 SAR EVALUATION REPORT	Approved by: Quality Manager
Test Dates: 06/23/2021-08/23/2021	DUT Type: Tablet Device	APPENDIX E: Page 2 of 5



SAR Test Setup Photo 1: Body, Back Side, 0 mm – Antenna 1a/1b/2



SAR Test Setup Photo 2: Body, Back Side, 0 mm – Antenna 3a/3b/4/5T


FCC ID: BCGA2568	 SAR EVALUATION REPORT	Approved by: Quality Manager
Test Dates: 06/23/2021-08/23/2021	DUT Type: Tablet Device	APPENDIX E: Page 3 of 5



SAR Test Setup Photo 3: Body, Top Edge,0 mm



SAR Test Setup Photo 4: Body, Bottom Edge, 0 mm


FCC ID: BCGA2568	 SAR EVALUATION REPORT	Approved by: Quality Manager
Test Dates: 06/23/2021-08/23/2021	DUT Type: Tablet Device	APPENDIX E: Page 4 of 5



SAR Test Setup Photo 5: Body, Right Edge, 0 mm



SAR Test Setup Photo 6: Body, Left Edge, 0 mm

FCC ID: BCGA2568	 SAR EVALUATION REPORT	Approved by: Quality Manager
Test Dates: 06/23/2021-08/23/2021	DUT Type: Tablet Device	APPENDIX E: Page 5 of 5