

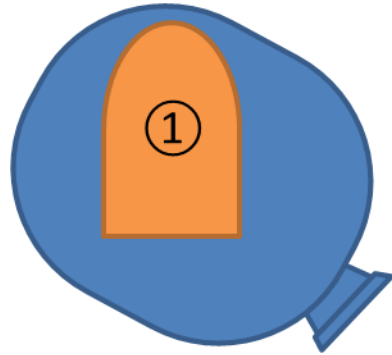


# APPENDIX E: DUT ANTENNA DIAGRAM & SAR TEST SETUP PHOTOGRAPHS

<b>FCC ID:</b> BCGA2513	 <b>PCTEST</b> <small>Proud to be part of  element</small>	<b>SAR EVALUATION REPORT</b>	<b>Approved by:</b> Quality Manager
<b>Test Dates:</b> 04/05/2021 – 04/07/2021	<b>DUT Type:</b> Wireless Earbud		APPENDIX E: Page 1 of 3





**Back View**

- ① BT Antenna Tx/Rx
- 1. 2.4 GHz BT/BT LE


Note: Exact antenna dimensions and separation distances are shown in the Technical Descriptions in the FCC Filing.

**Figure E-1  
DUT Antenna Locations**


<b>FCC ID:</b> BCGA2513	 <b>SAR EVALUATION REPORT</b>	<b>Approved by:</b> Quality Manager
<b>Test Dates:</b> 04/05/2021 – 04/07/2021	<b>DUT Type:</b> Wireless Earbud	<b>APPENDIX E:</b> Page 2 of 3



**SAR Test Setup Photo 1: Head Positioning at 0mm**



**SAR Test Setup Photo 2: Body Positioning at 0mm**

<b>FCC ID:</b> BCGA2513	 <b>SAR EVALUATION REPORT</b>	<b>Approved by:</b> Quality Manager
<b>Test Dates:</b> 04/05/2021 – 04/07/2021	<b>DUT Type:</b> Wireless Earbud	<b>APPENDIX E:</b> Page 3 of 3